ORANGE COUNTY FIRE AUTHORITY

AGENDA

EXECUTIVE COMMITTEE REGULAR MEETING

Thursday, November 19, 2020
5:30 P.M.

Regional Fire Operations and Training Center
Board Room
1 Fire Authority Road
Irvine, CA 92602

Shelley Hasselbrink, Chair
Vince Rossini, Vice Chair
Ed Sachs • Gene Hernandez • Joe Muller
Noel Hatch • Dave Shawver • Don Wagner • Elizabeth Swift

This Agenda contains a brief general description of each item to be considered. Except as otherwise provided by law, no action or discussion shall be taken on any item not appearing on the following Agenda. Unless legally privileged, all supporting documents, including staff reports, and any writings or documents provided to a majority of the Executive Committee after the posting of this agenda are available for review at the Orange County Fire Authority Regional Fire Operations & Training Center, 1 Fire Authority Road, Irvine, CA 92602 or you may contact the Clerk of the Authority at (714) 573-6040 Monday through Thursday, and every other Friday from 8 a.m. to 5 p.m. and available online at http://www.ocfa.org

In compliance with the Americans with Disabilities Act, if you need special assistance to participate in this meeting, you should contact the Clerk of the Authority at (714) 573-6040 and identify the need and the requested modification or accommodation. Please notify us as soon as is feasible, however 48 hours prior to the meeting is appreciated to enable the Authority to make reasonable arrangements to assure accessibility to the meeting.

NOTICE REGARDING PUBLIC PARTICIPATION
DURING COVID-19 EMERGENCY

During the Statewide COVID-19 Emergency, the public is not permitted to convene in person for this public meeting. However, the public may still view and comment on the meeting as follows:

- **To watch the meeting online, please go to website at www.OCFA.org**
- **To submit an e-comment, please email to PublicComments@ocfa.org.**

You may comment on items on the agenda or not on the agenda. Your comments will be forwarded electronically and immediately to the members of the Committee. Comments related to a particular agenda item will only be considered prior to the close of public comments on that item.

CALL TO ORDER

INVOCATION by OCFA Chaplain Brett Peterson

PLEDGE OF ALLEGIANCE by Chair Hasselbrink

ROLL CALL

REPORTS

A. Report from the Budget and Finance Committee Chair

B. Report from the Human Resources Committee Vice Chair

PUBLIC COMMENTS

Please refer to instructions on how to submit a public comment during COVID-19 Emergency on Page 1 of this Agenda.

1. PRESENTATIONS
No items.

2. CONSENT CALENDAR
All matters on the consent calendar are considered routine and are to be approved with one motion unless a Committee Member or a member of the public requests separate action on a specific item.

A. Minutes from the October 22, 2020, Regular Executive Committee Meeting
Submitted by: Maria D. Huizar, Clerk of the Authority

Recommended Action:
Approve as submitted.

B. Monthly Investment Reports
Submitted by: Tricia Jakubiak, Treasurer

Budget and Finance Committee reviewed the proposed agenda item and directed staff to place on the Executive Committee agenda for approval by 7-0 vote (Farias and Rossini absent).

Recommended Action:
Receive and file the reports.

C. First Quarter Financial Newsletter
Submitted by: Robert Cortez, Assistant Chief/Business Services Department, Tricia Jakubiak, Treasurer, and Stuart Lam, Budget Manager

Budget and Finance Committee reviewed the proposed agenda item and directed staff to place on the Executive Committee agenda for approval by 7-0 vote (Farias and Rossini absent).

Recommended Action:
Receive and file the report.

D. New Classification Specification for Diversity and Inclusion Coordinator
Submitted by: Stephanie Holloman, Assistant Chief/Human Resources Department and Tamaryn Boston, Human Resources Manager

Human Resources Committee reviewed the proposed agenda item and directed staff to place on the Executive Committee agenda for approval by 6-0 vote (Rossini absent).

Recommended Action:
Approve the establishment of the new classification and salary range of Diversity and Inclusion Coordinator.

E. New Classification Specification for Environmental, Health and Safety Analyst
Submitted by: Stephanie Holloman, Assistant Chief/Human Resources Department and Tamaryn Boston, Human Resources Manager

Human Resources Committee reviewed the proposed agenda item and directed staff to place on the Executive Committee agenda for approval by 6-0 vote (Rossini absent).

Recommended Action:
Approve the establishment of the new classification and salary range of Environmental, Health and Safety Analyst.

F. Request for Sole Source Procurement: DuoDote Auto-Injectors for Emergency Medical Services (EMS)
Submitted by: Randy Black, Assistant Chief/EMS & Training Department and Scott Wiedensohler, Battalion Chief/ EMS Department

Recommended Action:
Approve and authorize the Purchasing Manager to issue a one-time purchase order Meridian Medical Technologies in an amount not to exceed $115,030.50.

G. Request for Blanket Orders for Paramedic School Tuition
Submitted by: Randy Black, Assistant Chief/EMS & Training Department and Scott Wiedensohler, Battalion Chief/ EMS Department

Recommended Actions:
1. Approve and authorize the Purchasing Manager to issue blanket orders utilizing the special procurement provision in the Purchasing Ordinance to the following educational

institutes for Paramedic School tuition and resources: OCEMT ($102,000 annually), Saddleback Community College ($45,000 annually), and University of California, Los Angeles ($45,000 annually).

2. Approve and authorize the Purchasing Manager to redistribute funds between the schools as needed, provided the aggregate total of $192,000 is not exceeded.

H. Cooperative Contract – Blanket Order for Wireless Service and Hardware

Submitted by: Jim Ruane, Assistant Chief/Logistics Department and Joel Brodowski, IT Manager

Recommended Action:

1. Approve and authorize the Purchasing Manager to increase the contract and corresponding blanket order with Verizon Wireless by $235,000 to an amount not to exceed $900,000, utilizing cooperative contract pricing.
2. Approve and authorize the Purchasing Manager to increase the contract and corresponding blanket order renewals with Verizon Wireless as needed not to exceed 3% annually, provided cooperative contract pricing is in effect and funding is available.

I. Award of RFP JA2440 Purchase of One Heavy Rescue Vehicle

Submitted by: Jim Ruane, Assistant Chief/Logistics Department and Rob Capobianco, Division Chief/Apparatus Committee Chair

Recommended Action:

Approve and authorize the Purchasing Manager to execute a Master Agreement with Rosenbauer Minnesota, LLC for the purchase of one heavy rescue vehicle in an amount not to exceed $947,488.

J. Increase to Agreement for Architectural and Civil Engineering Services for OCFA Project: Station Bathrooms Gender Accommodation

Submitted by: Jim Ruane, Assistant Chief/Logistics Department and Patrick Bauer, Property Manager

Recommended Action:

Authorize the Purchasing Manager to increase the professional services agreement with Gillis + Panichapan Architects and corresponding purchase order by $167,527 needed for the civil design, engineering, and construction management services in support of accessibility retrofits at fire stations 14, 16, and 53, resulting in a total amount not to exceed $441,777 in FY 2020/21 for the Station Bathrooms Restorations/Gender Accommodation project.

K. 2020 Legislative Report

Submitted by: Robert Cortez, Assistant Chief/Business Services Department and Jay Barkman, Legislative Analyst

Recommended Action:

Receive and file the report.

L. Request for Special Procurement: Motorola 800 MHz Portable and Mobile Radios
Submitted by: Jim Ruane, Assistant Chief/Logistics Department and Joel Brodowski, IT Manager

Recommended Action:
1. Approve and authorize the Purchasing Manager to issue a purchase order to Motorola Solutions, Inc. for the purchase of 90 radios and associated accessories in an amount not to exceed $558,792.92.
2. Approve and authorize the Purchasing Manager to issue future purchase orders to Motorola Solutions, Inc. (through June 30, 2021) utilizing the Orange County Contract Equipment Price Book Agreement #MA-060-21010004 as long as funding is available, in the approved budget.

3. DISCUSSION CALENDAR
No items.

CLOSED SESSION
No items.

COMMITTEE MEMBER COMMENTS

ADJOURNMENT – The December 2020 Regular meeting is canceled. The next regular meeting of the Orange County Fire Authority Executive Committee is scheduled for Thursday, January 28, 2021, at 5:30 p.m.

AFFIDAVIT OF POSTING

I hereby certify under penalty of perjury and as required by the State of California, Government Code § 54954.2(a), that the foregoing Agenda was posted in the lobby and front gate public display case of the Orange County Fire Authority, Regional Training and Operations Center, 1 Fire Authority Road, Irvine, CA, not less than 72 hours prior to the meeting.

Maria D. Huizar, CMC
Clerk of the Authority

UPCOMING MEETINGS:

Budget and Finance Committee Meeting	Wednesday, January 13, 2021, 12 noon
Executive Committee Meeting	Thursday, January 28, 2021, 5:30 p.m.
Board of Directors Meeting	Thursday, January 28, 2021, 6:00 p.m.
Human Resources Committee Meeting	Tuesday, February 2, 2021, 12 noon

MINUTES
ORANGE COUNTY FIRE AUTHORITY

Executive Committee Regular Meeting
Thursday, October 22, 2020
5:30 P.M.

Regional Fire Operations and Training Center
Board Room
1 Fire Authority Road
Irvine, CA 92602

CALL TO ORDER
Chair Hasselbrink called the regular meeting of the Orange County Fire Authority Executive Committee to order at 5:30 p.m. on October 22, 2020.

INVOCATION
The invocation was led by Chaplain Jim Gwaltney

PLEDGE OF ALLEGIANCE
Director Shawver led the assembly in the Pledge of Allegiance to our Flag.

ROLL CALL

Present: Shelley Hasselbrink, Los Alamitos
Noel Hatch, Laguna Woods*
Gene Hernandez, Yorba Linda*
Vince Rossini, Villa Park*
Dave Shawver, Stanton*
Elizabeth Swift, Buena Park*
Donald P. Wagner, County of Orange

Absent: Joe Muller, Dana Point Ed Sachs, Mission Viejo

Also present were:

Fire Chief Brian Fennessy
Deputy Chief Pokey Sanchez
Assistant Chief Randy Black
Assistant Chief Jim Ruane
Assistant Chief Kenny Dossey
Assistant Chief Stephanie Holloman
Deputy Chief Lori Zeller
Assistant Chief Robert Cortez
Assistant Chief Lori Smith
General Counsel David Kendig
Dir. Of Communications Colleen Windsor
Clerk of the Authority Maria D. Huizar

*Executive Committee Members participating via Teleconferencing**

REPORTS

A. Report from the Budget and Finance Committee Chair (FILE 12.02A6)
Budget and Finance Chair Gene Hernandez reported at the October 14, 2020, regular meeting, the Committee voted unanimously to approve and forward the Monthly Investment Reports to the Executive Committee to receive and file the reports. The Committee also voted unanimously to approve and forward the Approval of Annual Statement of Investment Policy, Broker/Dealer List and Investment Authorization to the Board of Directors for approval of the recommended actions. Lastly, Assistant Chief Cortez provided a review of the upcoming November Budget and Finance Committee agenda items.

B. Fire Chief's Report (FILE 12.02B6)
Fire Chief Brian Fennessy introduced Assistant Chief of Logistics Jim Ruane who provided the Capital Improvement Program Quarterly Update for the 1st Quarter FY 2020/21.

PUBLIC COMMENTS

Chair Hasselbrink opened the Public Comments portion of the meeting. Chair Hasselbrink closed the Public Comments portion of the meeting without any comments from the general public.

1. PRESENTATIONS

No items.

2. CONSENT CALENDAR

On motion of Director Shawver and second by Director Hernandez, and following a roll call vote, declared passed 7-0 (Directors Muller and Sachs absent) to approve the Items 2A-2C as submitted.

A. Minutes from the September 24, 2020, Regular Executive Committee Meeting (F: 12.02A2)

Action: Approve as submitted.

B. Monthly Investment Reports (FILE 11.10D2)

Action: Receive and file the reports.

C. Los Alamitos Joint Forces Training Base (JFTB) Civil Aircraft Permit and Hold Harmless Agreement (FILE 18.09D)

Action:
1. Approve and authorize the Fire Chief or his designee, to execute the proposed Hold Harmless Agreement with the United States Army to utilize the Los Alamitos Joint Forces Training Base (JFTB) airfield.

2. Authorize the Fire Chief to execute annual renewals of the Hold Harmless Agreement.

3. DISCUSSION CALENDAR

No items.

CLOSED SESSION

No items.

COMMITTEE MEMBER COMMENTS

The Committee Members offered no comments.

ADJOURNMENT – Chair Hasselbrink adjourned the meeting at 5:38 p.m. The next regular meeting of the Orange County Fire Authority Executive Committee is scheduled for Thursday, November 19, 2020, at 5:30 p.m.

_____

Maria D. Huizar, CMC
Clerk of the Authority

Orange County Fire Authority

AGENDA STAFF REPORT

Executive Committee Meeting
November 19, 2020

Agenda Item No. 2B
Consent Calendar

Monthly Investment Reports

Contact(s) for Further Information

Robert Cortez, Assistant Chief, Business Services Department	robertcortez@ocfa.org	714.573.6012
Tricia Jakubiak, Treasurer Treasury & Financial Planning	triciajakubiak@ocfa.org	714.573.6301

Summary

This agenda item is a routine transmittal of the monthly investment reports submitted to the Committee in compliance with the investment policy of the Orange County Fire Authority and with Government Code Section 53646.

Prior Board/Committee Action

Budget and Finance Committee reviewed the proposed agenda item and directed staff to place on the Executive Committee agenda by a 7-0 vote (Farias and Rossini absent).

RECOMMENDED ACTION(S)

Receive and file the reports.

Impact to Cities/County

Not Applicable.

Fiscal Impact

Not Applicable.

Background

Attached is the final monthly investment report for the month ended September 30, 2020. A preliminary investment report as of October 16, 2020, is also provided as the most complete report that was available at the time this agenda item was prepared.

Attachment(s)

Final Investment Report – September 2020/Preliminary Report – October 2020

Orange County Fire Authority
Monthly Investment Report

Final Report – September 2020

Preliminary Report – October 2020

Monthly Investment Report
Table of Contents

Final Investment Report – September 30, 2020 1

Executive Summary 2

Portfolio Statistics 3

Benchmark Comparison 4

Portfolio Size, Yield, & Duration 4

Portfolio Summary 5

Portfolio Details 6

Aging Report 9

Notes to Portfolio Management Report 10

Local Agency Investment Fund 11

Preliminary Investment Report – October 16, 2020 13

Portfolio Summary 14

Portfolio Details 15

Aging Report 18

Notes to Portfolio Management Report 19

Glossary 20

Orange County Fire Authority

Final Investment Report

September 30, 2020

EXECUTIVE SUMMARY

Portfolio Activity & Earnings

During the month of September 2020, the size of the portfolio decreased by $10.6 million to $140.0 million. Significant receipts for the month included monthly and quarterly cash contract payments, two apportionments of property taxes, intergovernmental agency and grant payments and other charges for current services totaling $22.0 million. Significant disbursements for the month included primarily two biweekly payrolls which were approximately $15.4 million each with related benefits. Total September cash outflows amounted to approximately $33.1 million. The portfolio's balance is expected to continue declining as there are no major receipts scheduled for October.

In September, the portfolio's yield to maturity (365-day equivalent) declined by 4 basis points to 0.45%. The effective rate of return decreased by 1 basis point to 0.42% for the month, and the average maturity of the portfolio shortened by 2 days to 14 days to maturity.

Economic News

The U.S. economic recovery is showing signs of slowing down. A weaker than expected employment report indicated the US labor market added 661,000 jobs, and the unemployment rate fell for the fifth straight month from 8.4% to 7.9%. Retail sales rose 1.9% from the prior month. Consumer confidence posted a better-than-expected gain in September but remains well below the level reached before the pandemic struck. Both manufacturing and non-manufacturing/service sectors continued to expand. Industrial production – the combined output of factories, utilities, and mines – fell 0.6%, its first decline after four consecutive months of gains. The Consumer Price Index rose 1.7% from last year. Home sales remain strong with low mortgage rates and a desire for more living space. The only thing hampering sales is the shortage of supply.

PORTFOLIO HAS AMPLE LIQUIDITY AND IS EXCEEDING TREASURY BENCHMARKS AS OF SEPTEMBER 30, 2020

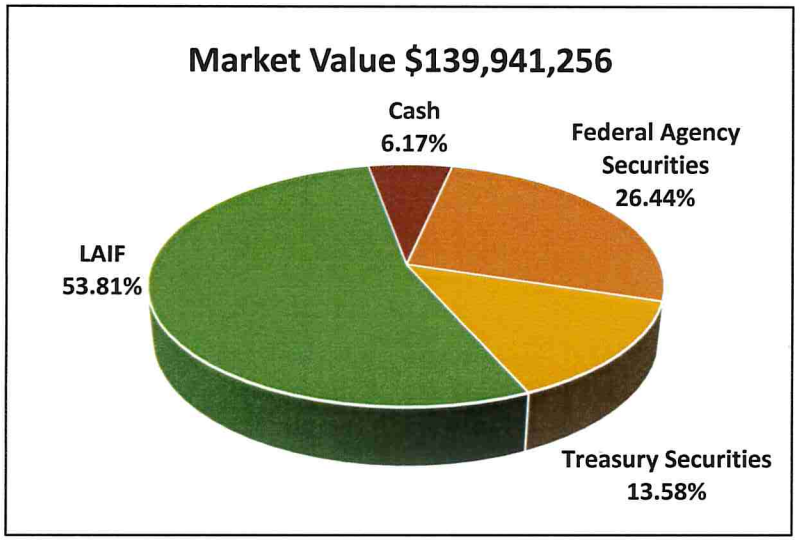

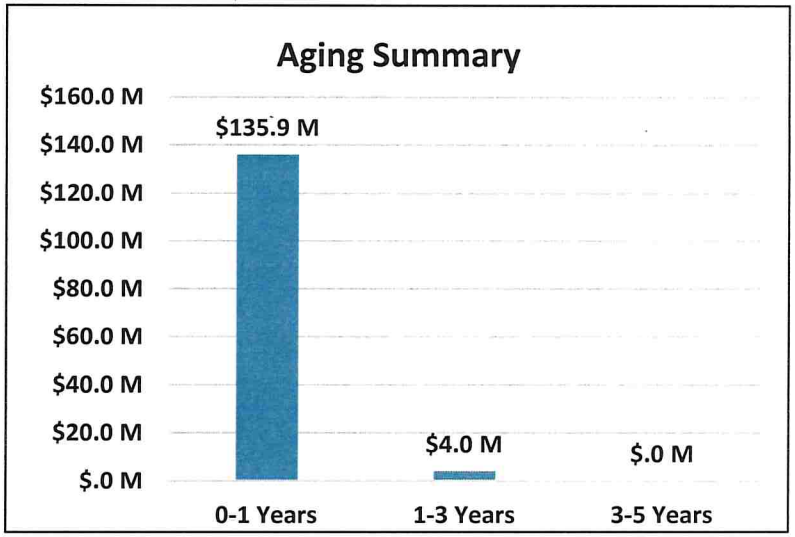

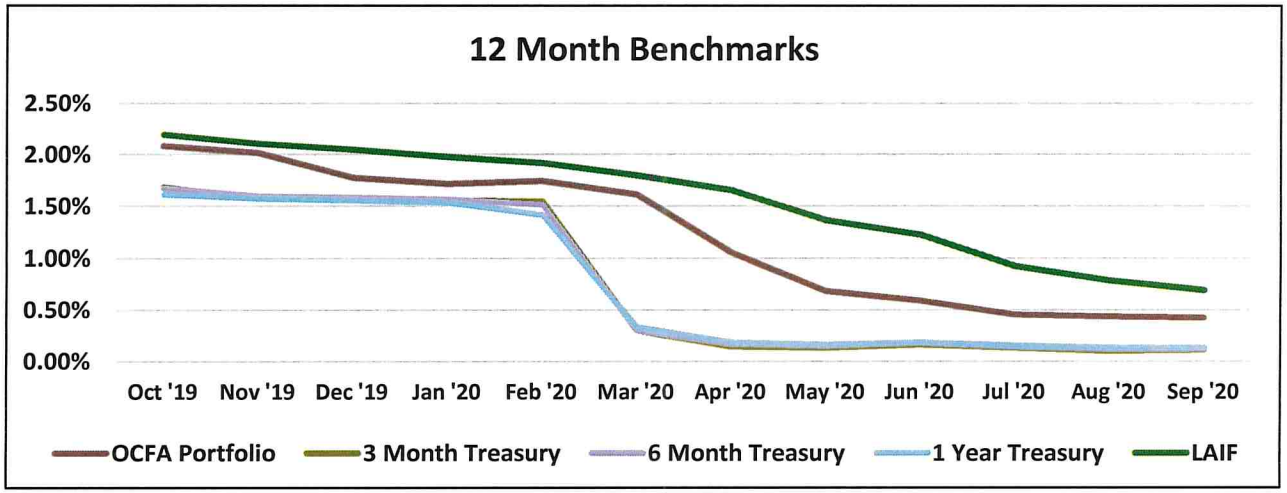

BENCHMARK COMPARISON AS OF SEPTEMBER 30, 2020

3 Month T-Bill:	*0.11%*	*1 Year T-Bill:*	*0.13%*
6 Month T-Bill:	*0.12%*	*LAIF:*	*0.69%*
OCFA Portfolio:	*0.42%*		

PORTFOLIO SIZE, YIELD, & DURATION

	Current Month	***Prior Month***	***Prior Year***
Book Value-	*$139,994,417*	*$150,598,712*	*$142,461,470*
Yield to Maturity (365 day)	*0.45%*	*0.49%*	*2.17%*
Effective Rate of Return	*0.42%*	*0.43%*	*2.28%*
Days to Maturity	*14*	*16*	*24*

Orange County Fire Authority
1 Fire Authority Road
Irvine, Irvine, CA 92602
(714)573-6301

ORANGE COUNTY FIRE AUTHORITY
Portfolio Management
Portfolio Summary
September 30, 2020

Investments	Par Value	Market Value (See Note 1 on page 10)	Book Value (See Note 2 on page 10)	% of Portfolio	Term	Days to Call / Maturity	YTM / Call 360 Equiv.	YTM / Call 365 Equiv.
Federal Agency Coupon Securities	4,000,000.00	4,001,000.00	4,000,716.20	3.05	1,092	19	0.404	0.410
Federal Agency Disc. -Amortizing	33,000,000.00	32,997,420.00	32,996,768.75	25.19	128	35	0.109	0.111
Treasury Discounts -Amortizing	19,000,000.00	18,998,590.00	18,998,473.42	14.50	95	30	0.114	0.116
Local Agency Investment Funds	75,000,000.00	75,308,590.05	75,000,000.00	57.25	1	1	0.676	0.685
Investments	**131,000,000.00**	**131,305,600.05**	**130,995,958.37**	**100.00%**	**80**	**14**	**0.443**	**0.449**
Cash and Accrued Interest								
Passbook/Checking (not included in yield calculations)	8,635,405.47	8,635,405.47	8,635,405.47		1	1	0.000	0.000
Accrued Interest at Purchase		250.00	250.00					
Subtotal		8,635,655.47	8,635,655.47					
Total Cash and Investments	**139,635,405.47**	**139,941,255.52**	**139,631,613.84**		**80**	**14**	**0.443**	**0.449**

Total Earnings	September 30 Month Ending	Fiscal Year To Date
Current Year	48,386.17	175,793.00
Average Daily Balance	**138,902,104.18**	**159,122,751.07**
Effective Rate of Return	**0.42%**	**0.44%**

"I certify that this investment report accurately reflects all pooled investments and is in compliance with the investment policy adopted by the Board of Directors to be effective on January 1, 2020. A copy of this policy is available from the Clerk of the Authority. Sufficient investment liquidity and anticipated revenues are available to meet budgeted expenditure requirements for the next thirty days and the next six months."

Patricia Jakubiak, Treasurer for 10/21/20

Cash and Investments with GASB 31 Adjustment:

Book Value of Cash & Investments before GASB 31 (Above)	*$*	*139,631,613.84*
GASB 31 Adjustment to Books (See Note 3 on page 9)	*$*	*362,803.09*
Total	*$*	*139,994,416.93*

ORANGE COUNTY FIRE AUTHORITY
Portfolio Management
Portfolio Details - Investments
September 30, 2020

CUSIP	Investment #	Issuer	Average Balance	Purchase Date	Par Value	Market Value (See Note 1 on page 10)	Book Value (See Note 2 on page 10)	Stated Rate	YTM/C 365	Days to Call / Maturity	Maturity Date
Money Mkt Mutual Funds/Cash											
SYS528	528	Federated Treasury Obligations		07/01/2020	0.00	0.00	0.00	0.010	0.010	1	
		Subtotal and Average	**10,706,107.57**		**0.00**	**0.00**	**0.00**		**0.000**	**0**	
Federal Agency Coupon Securities											
3135G03D3	1005	Fed Natl Mortg Assoc (Callable on 10/20/20)		04/23/2020	4,000,000.00	4,001,000.00	4,000,716.20	0.750	0.410	19	04/20/2023
		Subtotal and Average	**4,001,262.78**		**4,000,000.00**	**4,001,000.00**	**4,000,716.20**		**0.410**	**19**	
Federal Agency Disc. -Amortizing											
313396J20	1000	Freddie Mac		04/23/2020	12,000,000.00	12,000,000.00	11,999,963.33	0.110	0.113	1	10/02/2020
313384P45	1008	Fed Home Loan Bank		06/30/2020	12,000,000.00	11,999,040.00	11,998,136.67	0.130	0.134	43	11/13/2020
313384S83	1011	Fed Home Loan Bank		09/30/2020	9,000,000.00	8,998,380.00	8,998,668.75	0.075	0.077	71	12/11/2020
		Subtotal and Average	**32,296,725.74**		**33,000,000.00**	**32,997,420.00**	**32,996,768.75**		**0.111**	**35**	
Treasury Discounts -Amortizing											
9127962R9	1009	US Treasury Bill		07/02/2020	12,000,000.00	11,999,640.00	11,999,393.33	0.130	0.134	14	10/15/2020
9127963B3	1010	US Treasury Bill		09/10/2020	7,000,000.00	6,998,950.00	6,999,080.09	0.083	0.085	57	11/27/2020
		Subtotal and Average	**16,898,008.09**		**19,000,000.00**	**18,998,590.00**	**18,998,473.42**		**0.116**	**30**	
Local Agency Investment Funds											
SYS336	336	Local Agency Invstmt Fund			75,000,000.00	75,308,590.05	75,000,000.00	0.685	0.685	1	
		Subtotal and Average	**75,000,000.00**		**75,000,000.00**	**75,308,590.05**	**75,000,000.00**		**0.685**	**1**	
		Total and Average	**138,902,104.18**		**131,000,000.00**	**131,305,600.05**	**130,995,958.37**		**0.449**	**14**	

ORANGE COUNTY FIRE AUTHORITY
Portfolio Management
Portfolio Details - Cash
September 30, 2020

CUSIP	Investment #	Issuer	Average Balance	Purchase Date	Par Value	Market Value	Book Value	Stated Rate	YTM/C 365	Days to Maturity
Money Mkt Mutual Funds/Cash										
SYS10033	10033	Revolving Fund		07/01/2020	20,000.00	20,000.00	20,000.00		0.000	1
SYS4	4	Union Bank		07/01/2020	8,615,405.47	8,615,405.47	8,615,405.47		0.000	1
		Average Balance	**0.00**	Accrued Interest at Purchase		250.00	250.00			**1**
				Subtotal		8,635,655.47	8,635,655.47			
	Total Cash and Investments		**138,902,104.18**		**139,635,405.47**	**139,941,255.52**	**139,631,613.84**		**0.449**	**14**

Orange County Fire Authority

In service of others!

ORANGE COUNTY FIRE AUTHORITY
Aging Report
By Maturity Date
As of October 1, 2020

Orange County Fire Authority
1 Fire Authority Road
Irvine, Irvine, CA 92602
(714)573-6301

					Maturity Par Value	Percent of Portfolio	Current Book Value	Current Market Value
Aging Interval: 0 days	(10/01/2020 - 10/01/2020)	4 Maturities	0 Payments		83,635,405.47	59.90%	83,635,405.47	83,943,995.52
Aging Interval: 1 - 30 days	(10/02/2020 - 10/31/2020)	2 Maturities	0 Payments		24,000,000.00	17.19%	23,999,356.66	23,999,640.00
Aging Interval: 31 - 60 days	(11/01/2020 - 11/30/2020)	2 Maturities	0 Payments		19,000,000.00	13.61%	18,997,216.76	18,997,990.00
Aging Interval: 61 - 91 days	(12/01/2020 - 12/31/2020)	1 Maturities	0 Payments		9,000,000.00	6.45%	8,998,668.75	8,998,380.00
Aging Interval: 92 - 121 days	(01/01/2021 - 01/30/2021)	0 Maturities	0 Payments		0.00	0.00%	0.00	0.00
Aging Interval: 122 - 152 days	(01/31/2021 - 03/02/2021)	0 Maturities	0 Payments		0.00	0.00%	0.00	0.00
Aging Interval: 153 - 183 days	(03/03/2021 - 04/02/2021)	0 Maturities	0 Payments		0.00	0.00%	0.00	0.00
Aging Interval: 184 - 274 days	(04/03/2021 - 07/02/2021)	0 Maturities	0 Payments		0.00	0.00%	0.00	0.00
Aging Interval: 275 - 365 days	(07/03/2021 - 10/01/2021)	0 Maturities	0 Payments		0.00	0.00%	0.00	0.00
Aging Interval: 366 - 1095 days	(10/02/2021 - 10/01/2023)	1 Maturities	0 Payments		4,000,000.00	2.86%	4,000,716.20	4,001,000.00
Aging Interval: 1096 days and after	(10/02/2023 -)	0 Maturities	0 Payments		0.00	0.00%	0.00	0.00
		Total for	10 Investments	0 Payments		100.00	139,631,363.84	139,941,005.52

NOTES TO PORTFOLIO MANAGEMENT REPORT

Note 1: Market value of the LAIF investment is calculated using a fair value factor provided by LAIF. The MUFG Union Bank (formerly Union Bank) Trust Department provides market values of the remaining investments.

Note 2: Book value reflects the cost or amortized cost before the GASB 31 accounting adjustment.

Note 3: GASB 31 requires governmental entities to report investments at fair value in the financial statements and to reflect the corresponding unrealized gains/ (losses) as a component of investment income. The GASB 31 adjustment is recorded only at fiscal year end. The adjustment for June 30, 2020 includes an increase of $368,460 to the LAIF investment and a decrease of ($5,657) to the remaining investments.

Note 4: The Federated Treasury Obligations money market mutual fund functions as the Authority's sweep account. Funds are transferred to and from the sweep account to/from OCFA's checking account in order to maintain a target balance of $1,000,000 in checking. Since this transfer occurs at the beginning of each banking day, the checking account sometimes reflects a negative balance at the close of the banking day. The negative closing balance is not considered an overdraft since funds are available in the money market mutual fund. The purpose of the sweep arrangement is to provide sufficient liquidity to cover outstanding checks, yet allow that liquidity to be invested while payment of the outstanding checks is pending.

Local Agency Investment Fund (LAIF)

As of September 30, 2020, OCFA has $75,000,000 invested in LAIF. The fair value of OCFA's LAIF investment is calculated using a participant fair value factor provided by LAIF on a quarterly basis. The fair value factor as of September 30, 2020 is 1.004114534. When applied to OCFA's LAIF investment, the fair value is $75,308,590 or $308,590 above cost. Although the fair value of the LAIF investment is higher than cost, OCFA can withdraw the actual amount invested at any time.

LAIF is included in the State Treasurer's Pooled Money Investment Account (PMIA) for investment purposes. The PMIA market valuation at September 30, 2020 is included on the following page.

State of California
Pooled Money Investment Account
Market Valuation
9/30/2020

	Description	Carrying Cost Plus Accrued Interest Purch.	Amortized Cost	Fair Value	Accrued Interest
1*	United States Treasury:				
	Bills	$ 37,417,824,629.29	$ 37,474,728,617.52	$ 37,487,632,500.00	NA
	Notes	$ 24,217,353,058.19	$ 24,217,068,836.30	$ 24,537,427,000.00	$ 100,593,584.00
1*	Federal Agency:				
	SBA	$ 478,234,257.41	$ 478,234,257.41	$ 473,998,037.29	$ 203,278.39
	MBS-REMICs	$ 15,101,609.67	$ 15,101,609.67	$ 15,926,606.86	$ 70,087.53
	Debentures	$ 2,733,358,224.09	$ 2,732,582,182.96	$ 2,748,442,680.00	$ 6,581,289.90
	Debentures FR	$ -	$ -	$ -	$ -
	Debentures CL	$ 725,000,000.00	$ 725,000,000.00	$ 725,479,000.00	$ 1,769,501.00
	Discount Notes	$ 15,463,600,958.36	$ 15,374,456,486.18	$ 15,475,375,200.00	NA
1*	Supranational Debentures	$ 515,860,149.28	$ 515,678,738.16	$ 517,238,400.00	$ 2,195,871.75
1*	Supranational Debentures FR	$ 200,097,007.00	$ 200,097,007.00	$ 200,087,081.70	$ 118,962.61
2*	CDs and YCDs FR	$ 600,000,000.00	$ 600,000,000.00	$ 600,157,000.00	$ 139,847.22
2*	Bank Notes	$ -	$ -	$ -	$ -
2*	CDs and YCDs	$ 13,700,405,817.10	$ 13,700,183,594.88	$ 13,699,564,192.25	$ 15,421,222.21
2*	Commercial Paper	$ 7,509,491,061.13	$ 7,517,418,898.58	$ 7,518,422,005.55	NA
1*	Corporate:				
	Bonds FR	$ -	$ -	$ -	$ -
	Bonds	$ -	$ -	$ -	$ -
1*	Repurchase Agreements	$ -	$ -	$ -	$ -
1*	Reverse Repurchase	$ -	$ -	$ -	$ -
	Time Deposits	$ 4,929,000,000.00	$ 4,929,000,000.00	$ 4,929,000,000.00	NA
	AB 55 & GF Loans	$ 694,298,000.00	$ 694,298,000.00	$ 694,298,000.00	NA
	TOTAL	$ 109,199,624,771.52	$ 109,173,848,228.66	$ 109,623,047,703.65	$ 127,093,644.61

Fair Value Including Accrued Interest $ 109,750,141,348.26

* Governmental Accounting Standards Board (GASB) Statement #72

Repurchase Agreements, Time Deposits, AB 55 & General Fund loans, and Reverse Repurchase agreements are carried at portfolio book value (carrying cost).

The value of each participating dollar equals the fair value divided by the amortized cost (1.004114534). As an example: if an agency has an account balance of $20,000,000.00, then the agency would report its participation in the LAIF valued at $20,082,290.67 or $20,000,000.00 x 1.004114534.

Orange County Fire Authority

Preliminary Investment Report

October 16, 2020

Orange County Fire Authority
1 Fire Authority Road
Irvine, Irvine, CA 92602
(714)573-6301

ORANGE COUNTY FIRE AUTHORITY
Portfolio Management
Portfolio Summary
October 16, 2020

Investments	Par Value	Market Value (See Note 1 on page 19)	Book Value (See Note 2 on page 19)	% of Portfolio	Term	Days to Call / Maturity	YTM / Call 360 Equiv.	YTM / Call 365 Equiv.
Federal Agency Coupon Securities	4,000,000.00	4,000,040.00	4,000,113.08	3.74	1,092	3	0.404	0.410
Federal Agency Disc. -Amortizing	21,000,000.00	20,997,840.00	20,997,798.75	19.62	109	39	0.108	0.109
Treasury Discounts -Amortizing	7,000,000.00	6,999,230.00	6,999,338.31	6.54	78	41	0.084	0.085
Local Agency Investment Funds	75,000,000.00	75,308,590.05	75,000,000.00	70.10	1	1	0.676	0.685
Investments	**107,000,000.00**	**107,305,700.05**	**106,997,250.14**	**100.00%**	**68**	**11**	**0.515**	**0.523**
Cash and Accrued Interest								
Passbook/Checking (not included in yield calculations)	11,772,461.01	11,772,461.01	11,772,461.01		1	1	0.000	0.000
Accrued Interest at Purchase		250.00	250.00					
Subtotal		11,772,711.01	11,772,711.01					
Total Cash and Investments	**118,772,461.01**	**119,078,411.06**	**118,769,961.15**		**68**	**11**	**0.515**	**0.523**

Total Earnings	October 16 Month Ending	Fiscal Year To Date
Current Year	25,148.64	209,529.36
Average Daily Balance	**130,949,567.39**	**154,948,946.08**
Effective Rate of Return	**0.44%**	**0.46%**

"I certify that this investment report accurately reflects all pooled investments and is in compliance with the investment policy adopted by the Board of Directors to be effective on January 1, 2020. A copy of this policy is available from the Clerk of the Authority. Sufficient investment liquidity and anticipated revenues are available to meet budgeted expenditure requirements for the next thirty days and the next six months."

10/21/20

Patricia Jakubiak, Treasurer

Cash and Investments with GASB 31 Adjustment:

Book Value of Cash & Investments before GASB 31 (Above)	*$*	*118,769,961.15*
GASB 31 Adjustment to Books (See Note 3 on page 18)	*$*	*362,803.09*
Total	*$*	*119,132,764.24*

ORANGE COUNTY FIRE AUTHORITY
Portfolio Management
Portfolio Details - Investments
October 16, 2020

CUSIP	Investment #	Issuer	Average Balance	Purchase Date	Par Value	Market Value (See Note 1 on page 19)	Book Value (See Note 2 on page 19)	Stated Rate	YTM/C 365	Days to Call / Maturity	Maturity Date
Money Mkt Mutual Funds/Cash											
SYS528	528	Federated Treasury Obligations		07/01/2020	0.00	0.00	0.00	0.010	0.010	1	
		Subtotal and Average	**12,692,907.87**		**0.00**	**0.00**	**0.00**		**0.000**	**0**	
Federal Agency Coupon Securities											
3135G03D3	1005	Fed Natl Mortg Assoc (Callable on 10/20/20)		04/23/2020	4,000,000.00	4,000,040.00	4,000,113.08	0.750	0.410	3	04/20/2023
		Subtotal and Average	**4,000,395.80**		**4,000,000.00**	**4,000,040.00**	**4,000,113.08**		**0.410**	**3**	
Federal Agency Disc. -Amortizing											
313384P45	1008	Fed Home Loan Bank		06/30/2020	12,000,000.00	11,999,280.00	11,998,830.00	0.130	0.134	27	11/13/2020
313384S83	1011	Fed Home Loan Bank		09/30/2020	9,000,000.00	8,998,560.00	8,998,968.75	0.075	0.077	55	12/11/2020
		Subtotal and Average	**21,747,333.13**		**21,000,000.00**	**20,997,840.00**	**20,997,798.75**		**0.109**	**39**	
Treasury Discounts -Amortizing											
9127963B3	1010	US Treasury Bill		09/10/2020	7,000,000.00	6,999,230.00	6,999,338.31	0.083	0.085	41	11/27/2020
		Subtotal and Average	**17,498,970.81**		**7,000,000.00**	**6,999,230.00**	**6,999,338.31**		**0.085**	**41**	
Local Agency Investment Funds											
SYS336	336	Local Agency Invstmt Fund			75,000,000.00	75,308,590.05	75,000,000.00	0.685	0.685	1	
		Subtotal and Average	**75,009,959.80**		**75,000,000.00**	**75,308,590.05**	**75,000,000.00**		**0.685**	**1**	
		Total and Average	**130,949,567.39**		**107,000,000.00**	**107,305,700.05**	**106,997,250.14**		**0.523**	**11**	

ORANGE COUNTY FIRE AUTHORITY
Portfolio Management
Portfolio Details - Cash
October 16, 2020

CUSIP	Investment #	Issuer	Average Balance	Purchase Date	Par Value	Market Value	Book Value	Stated Rate	YTM/C 365	Days to Maturity
Money Mkt Mutual Funds/Cash										
SYS10033	10033	Revolving Fund		07/01/2020	20,000.00	20,000.00	20,000.00		0.000	1
SYS4	4	Union Bank		07/01/2020	11,752,461.01	11,752,461.01	11,752,461.01		0.000	1
		Average Balance	**0.00**	Accrued Interest at Purchase		250.00	250.00			**1**
				Subtotal		11,772,711.01	11,772,711.01			
	Total Cash and Investments		**130,949,567.39**		**118,772,461.01**	**119,078,411.06**	**118,769,961.15**		**0.523**	**11**

(This Page Intentionally Left Blank)

ORANGE COUNTY FIRE AUTHORITY
Aging Report
By Maturity Date
As of October 17, 2020

Orange County Fire Authority
1 Fire Authority Road
Irvine, Irvine, CA 92602
(714)573-6301

					Maturity Par Value	Percent of Portfolio	Current Book Value	Current Market Value
Aging Interval: 0 days	(10/17/2020 - 10/17/2020)	4 Maturities	0 Payments		86,772,461.01	73.06%	86,772,461.01	87,081,051.06
Aging Interval: 1 - 30 days	(10/18/2020 - 11/16/2020)	1 Maturities	0 Payments		12,000,000.00	10.10%	11,998,830.00	11,999,280.00
Aging Interval: 31 - 60 days	(11/17/2020 - 12/16/2020)	2 Maturities	0 Payments		16,000,000.00	13.47%	15,998,307.06	15,997,790.00
Aging Interval: 61 - 91 days	(12/17/2020 - 01/16/2021)	0 Maturities	0 Payments		0.00	0.00%	0.00	0.00
Aging Interval: 92 - 121 days	(01/17/2021 - 02/15/2021)	0 Maturities	0 Payments		0.00	0.00%	0.00	0.00
Aging Interval: 122 - 152 days	(02/16/2021 - 03/18/2021)	0 Maturities	0 Payments		0.00	0.00%	0.00	0.00
Aging Interval: 153 - 183 days	(03/19/2021 - 04/18/2021)	0 Maturities	0 Payments		0.00	0.00%	0.00	0.00
Aging Interval: 184 - 274 days	(04/19/2021 - 07/18/2021)	0 Maturities	0 Payments		0.00	0.00%	0.00	0.00
Aging Interval: 275 - 365 days	(07/19/2021 - 10/17/2021)	0 Maturities	0 Payments		0.00	0.00%	0.00	0.00
Aging Interval: 366 - 1095 days	(10/18/2021 - 10/17/2023)	1 Maturities	0 Payments		4,000,000.00	3.37%	4,000,113.08	4,000,040.00
Aging Interval: 1096 days and after	(10/18/2023 -)	0 Maturities	0 Payments		0.00	0.00%	0.00	0.00
		Total for	8 Investments	0 Payments		100.00	118,769,711.15	119,078,161.06

NOTES TO PORTFOLIO MANAGEMENT REPORT

Note 1: Market value of the LAIF investment is calculated using a fair value factor provided by LAIF. The MUFG Union Bank Trust Department provides market values of the remaining investments.

Note 2: Book value reflects the cost or amortized cost before the GASB 31 accounting adjustment.

Note 3: GASB 31 requires governmental entities to report investments at fair value in the financial statements and to reflect the corresponding unrealized gains/ (losses) as a component of investment income. The GASB 31 adjustment is recorded only at fiscal year end. The adjustment for June 30, 2020 includes an increase of $368,460 to the LAIF investment and a decrease of ($5,657) to the remaining investments.

Note 4: The Federated Treasury Obligations money market mutual fund functions as the Authority's sweep account. Funds are transferred to and from the sweep account to/from OCFA's checking account in order to maintain a target balance of $1,000,000 in checking. Since this transfer occurs at the beginning of each banking day, the checking account sometimes reflects a negative balance at the close of the banking day. The negative closing balance is not considered an overdraft since funds are available in the money market mutual fund. The purpose of the sweep arrangement is to provide sufficient liquidity to cover outstanding checks, yet allow that liquidity to be invested while payment of the outstanding checks is pending.

GLOSSARY

INVESTMENT TERMS

Basis Point. Measure used in quoting yields on bonds and notes. One basis point is .01% of yield.

Book Value. This value may be the original cost of acquisition of the security, or original cost adjusted by the amortization of a premium or accretion of a discount. The book value may differ significantly from the security's current value in the market.

Commercial Paper. Unsecured short-term promissory notes issued by corporations, with maturities ranging from 2 to 270 days; may be sold on a discount basis or may bear interest.

Coupon Rate. Interest rate, expressed as a percentage of par or face value, that issuer promises to pay over lifetime of debt security.

Discount. The amount by which a bond sells under its par (face) value.

Discount Securities. Securities that do not pay periodic interest. Investors earn the difference between the discount issue price and the full face value paid at maturity. Treasury bills, bankers' acceptances and most commercial paper are issued at a discount.

Effective Rate of Return. Rate of return on a security, based on its purchase price, coupon rate, maturity date, and the period between interest payments.

Federal Agency Securities. Securities issued by agencies such as the Federal National Mortgage Association and the Federal Farm Credit Bank. Though not general obligations of the US Treasury, such securities are sponsored by the government and therefore have high credit ratings. Some are issued on a discount basis and some are issued with coupons.

Federal Funds. Funds placed in Federal Reserve banks by depository intuitions in excess of current reserve requirements. These depository institutions may lend fed funds to each other overnight or on a longer basis. They may also transfer funds among each other on a same-day basis through the Federal Reserve banking system. Fed Funds are considered to be immediately available funds.

Fed Funds Rate. The interest rate charged by one institution lending federal funds to another.

Federal Open Market Committee. The branch of the Federal Reserve Board that determines the direction of monetary policy.

Local Agency Investment Fund (LAIF). A California State Treasury fund which local agencies may use to deposit funds for investment and for reinvestment with a maximum of $75 million for any agency ***(excluding bond funds, which have no maximum)***. It offers high liquidity because

deposits can be converted to cash in 24 hours and no interest is lost. Interest is paid quarterly and the State's administrative fee cannot to exceed 1/4 of a percent of the earnings.

Market value. The price at which the security is trading and could presumably be purchased or sold.

Maturity Date. The specified day on which the issuer of a debt security is obligated to repay the principal amount or face value of security.

Money Market Mutual Fund. Mutual funds that invest solely in money market instruments (short-term debt instruments, such as Treasury bills, commercial paper, bankers' acceptances, repurchase agreements and federal funds).

Par. Face value or principal value of a bond typically $1,000 per bond.

Rate of Return. The amount of income received from an investment, expressed as a percentage. A *market rate of return* is the yield that an investor can expect to receive in the current interest-rate environment utilizing a buy-and-hold to maturity investment strategy.

Treasury Bills. Short-term U.S. government non-interest bearing debt securities with maturities of no longer than one year. The yields on these bills are monitored closely in the money markets for signs of interest rate trends.

Treasury Notes. Intermediate U.S. government debt securities with maturities of one to 10 years.

Treasury bonds. Long-term U.S. government debt securities with maturities of 10 years or longer.

Yield. Rate of return on a bond.

Yield-to-maturity. Rate of return on a bond taking into account the total annual interest payments, the purchase price, the redemption value and the amount of time remaining until maturity.

ECONOMIC TERMS

Conference Board Consumer Confidence Index. A survey that measures how optimistic or pessimistic consumers are with respect to the economy in the near future.

Consumer Price Index (CPI). A measure that examines the weighted average of prices of a basket of consumer goods and services, such as transportation, food and medical care. Changes in CPI are used to assess price changes associated with the cost of living.

Durable Goods Orders. An economic indicator released monthly that reflects new orders placed with domestic manufacturers for delivery of factory durable goods such as autos and appliances in the near term or future.

Gross Domestic Product. The monetary value of all the finished goods and services produced within a country's borders in a specific time period. It includes all of private and public consumption, government outlays, investments and exports less imports that occur within a defined territory.

Industrial Production. An economic indicator that is released monthly by the Federal Reserve Board. The indicator measures the amount of output from the manufacturing, mining, electric and gas industries.

ISM Institute for Supply Management (ISM) Manufacturing Index. A monthly index that monitors employment, production inventories, new orders and supplier deliveries.

ISM Non-manufacturing Index. An index based on surveys of non-manufacturing firms' purchasing and supply executives. It tracks economic data for the service sector.

Leading Economic Index. A monthly index used to predict the direction of the economy's movements in the months to come. The index is made up of 10 economic components, whose changes tend to precede changes in the overall economy.

National Federation of Independent Business Small Business Optimism Index. An index based on surveys of small business owners' plans and expectations regarding employment, capital, inventories, economic improvement, credit conditions, expansion, and earnings trends in the near term or future.

Producer Price Index. An index that measures the average change over time in the selling prices received by domestic producers for their output.

University of Michigan Consumer Sentiment Index. An index that measures the overall health of the economy as determined by consumer opinion. It takes into account an individual's feelings toward his or her own current financial health, the health of the economy in the short term and the prospects for longer term economic growth.

Orange County Fire Authority

AGENDA STAFF REPORT

Executive Committee Meeting
November 19, 2020

Agenda Item No. 2C
Consent Calendar

First Quarter Financial Newsletter

Contact(s) for Further Information

Robert Cortez, Assistant Chief Business Services Department	robertcortez@ocfa.org	714.573.6012
Tricia Jakubiak, Treasurer	triciajakubiak@ocfa.org	714.573.6301
Stuart Lam, Budget Manager	stuartlam@ocfa.org	714.573.6302

Summary

This routine agenda item is submitted to provide information regarding revenues and expenditures in the General Fund and the Capital Improvement Program Funds through the first quarter of FY 2020/21.

Prior Board/Committee Action

Budget and Finance Committee reviewed the proposed agenda item and directed staff to place on the Executive Committee agenda by a 7-0 vote (Farias and Rossini absent).

Recommended Action(s)

Receive and file the report.

Impact to Cities/County

Not Applicable.

Fiscal Impact

Not Applicable.

Background

The Quarterly Financial Newsletter provides information about the General Fund's top five revenue sources as well as expenditures by department and by type. Revenues and expenditures for the Capital Improvement Program (CIP) funds are also included. Revenues and expenditures for the General and CIP Funds through the first quarter of the fiscal year are within budgetary estimates, except where noted in the attached newsletter.

Attachment(s)

First Quarter Financial Newsletter – July 2020 to September 2020

Attachment

1st Quarter Financial News

July 2020 to September 2020

Summary

The Quarterly Financial Newsletter provides summary level information regarding the General Fund (GF) operating budget and Capital Improvement Program (CIP) budget to highlight revenue and expenditure trends and areas of note.

With the 1st Quarter (i.e. 25%) of the fiscal year completed, General Fund actual revenues are slightly under budget estimates and expenditures are higher than anticipated. As of the end of the quarter, OCFA received 10.4% of budgeted revenues and expended 20.4% of appropriations.

The OCFA expended 5.6% of the GF CIP, 0.8% of Fire Stations & Facilities, 4.2% of Comm. & Info. Systems, and 9.5% of the Fire Apparatus budgets. CIP expenditures to date have been minimal as many projects are still in the planning stages.

For additional info, see attached newsletter.

General Fund

REVENUES - General Fund revenues received as of the 1st quarter amounted to $49.0 million, approximately 6.3% lower than the prior year. The decrease is primarily due to a $4.2 million negative accrual for COVID-19 revenue recorded in FY 2019/20 that will be offset upon receipt of FEMA COVID-19 public assistance reimbursement. The top five revenues are trending as expected with the exception of CRR inspection fees and the supplemental/unsecured portion of property tax revenues.

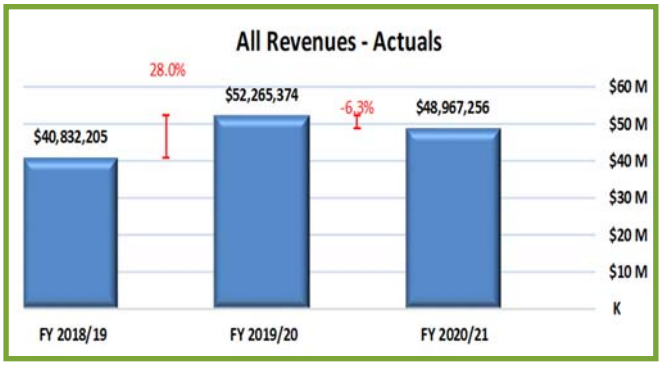

1st quarter property tax revenues are typically lower as reflected in the chart below. For the 1st quarter of fiscal year 2020/21, unsecured and supplemental property tax are slightly lower by $601K when compared to the prior year. These revenues represent 2.6% and 1.7% respectively of the overall property tax revenue. However, secured property tax represents over 95% of overall property tax revenue and receipts will begin in the 2nd quarter. Based on data from the Auditor-Controller, OCFA projects secured property taxes will be $2.4 million higher than originally anticipated and may offset unsecured and supplemental revenues.



EXPENDITURES — General Fund expenditures through the 1st quarter amounted to $91.7 million and reflect an increase of 6.5% when compared to the prior fiscal year. Initial budget estimates projected 1st quarter expenditures ending at $84.7 million. Higher than anticipated backfill/overtime expenditures were the main driver. Services, supplies, and equipment expenditures were in line with budgetary estimates.

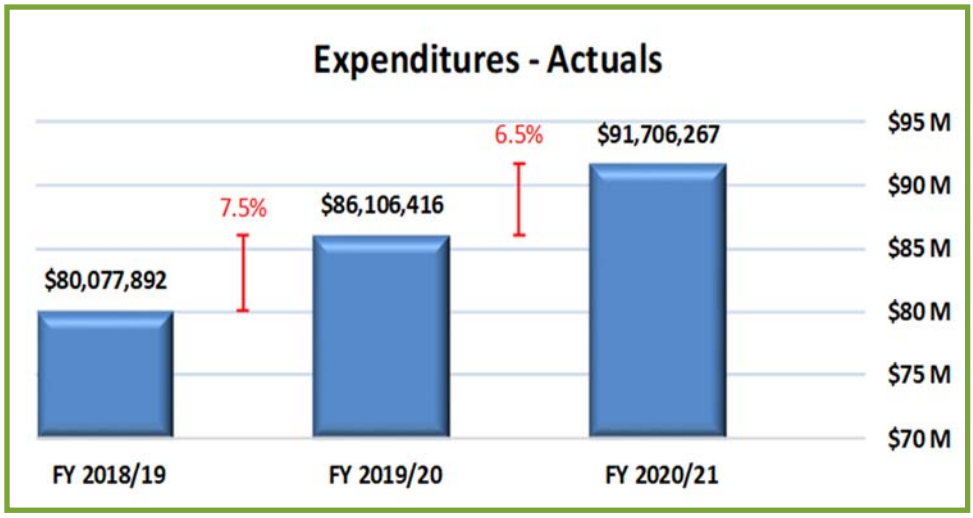

The following Overtime Expenditures by Quarter chart captures historical cumulative overtime expenditures from fiscal year 2018/19 through the 1st quarter of fiscal year 2020/21. Actual overtime expenditures are trending higher than last year. Overtime expenses increased this year over last due to emergency incidents. Major incidents include the Apple, August Complex, Castle, Deer, Lake, LNU Lightning Complex, and SCU Lightning Complex fires. These emergency incident overtime expenditures are reimbursable. Open Position overtime, used to fill vacancies in the firefighter ranks, is also contributing to the high backfill/overtime expenditures. This category of overtime which is typically offset by vacancy savings will continue to be monitored.

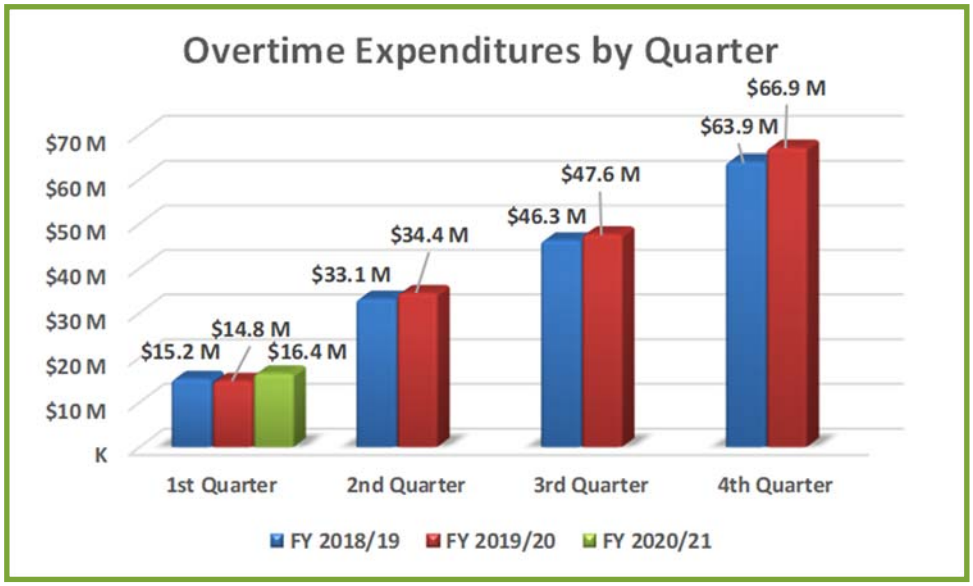

We hope you have found this summary information illustrative and useful. Additional detailed information is included in following Newsletter pages, including progress for each of the CIP funds.

Orange County Fire Authority

First Quarter Financial Newsletter – *July 2020 to September 2020*

OVERVIEW

This report covers fiscal activities in the General Fund and CIP Funds through the first quarter of Fiscal Year 2020/21. Budget figures include all budget adjustments authorized by the Board through the first quarter.

GENERAL FUND

With 25% of the year completed, General Fund revenues are 10.4% of budget and expenditures are 20.4% as shown below:

General Fund (excludes 12110)	YTD Actual	Budget	Variance in Dollars	% Variance
Revenues	48,967,256	469,489,209	420,521,953	10.4%
Expenditures	91,706,267	449,997,616	358,291,349	20.4%

Top Five Revenues. The analysis presented below compares the five largest revenue categories received through the first quarter, as compared to the budgetary estimate for this point in the fiscal year. Categories in which the variance is exceeded by 10% or $1 million, are discussed below the table.

Top Five Revenues	YTD Actual Receipts	Trended YTD Budget Estimate	Variance: Actual to Budget in Dollars	% Variance
Cash Contracts	42,297,672	42,959,240	(661,568)	-2%
Property Taxes	4,024,499	4,453,743	(429,244)	-10%
State Reimbursements	3,591,541	3,500,000	91,541	3%
Miscellaneous	2,296,245	2,258,000	38,245	2%
Community Risk Reduction Fees	981,050	1,279,801	(298,751)	-23%
Total	**53,191,007**	**54,450,784**	**(1,259,777)**	**-2%**

- ***Property Taxes*** – The variance in property taxes of $429K, or 10%, is a result of lower than anticipated unsecured and supplemental property tax revenues received in the first quarter. Unsecured and supplemental property tax represent 2.6% and 1.7% respectively of the overall property tax revenue. Both of these revenue sources are difficult to predict, and may come in line with expectations as the year progresses. These revenue sources will continue to be monitored and a Mid-Year Budget Adjustment will be requested if necessary. The secured property tax payment in Q2 is anticipated to be higher than the prior year and may offset unsecured and supplemental revenues.

- ***Community Risk Reduction Fees –*** Community Risk Reduction (CRR) Fees are $299K or 23% lower than budgetary estimates for the first quarter due to decreased inspection revenue. CRR will continue to focus on State mandated inspections during COVID-19 and will re-evaluate this temporary measure in January of 2021. Staff anticipates preparing a mid-year adjustment to capture lower revenue tied to non-mandatory inspections.

Expenditures. The analysis presented on the following page compares the actual expenditures through the first quarter, as compared to the budgetary estimate for this point in the fiscal year. Categories in which the variance is exceeded by 10% or $1 million, are discussed below the table.

Expenditures by Department	YTD Actual Expenditures	Trended YTD Budget Estimate	Variance: Actual to Budget in Dollars	% Variance
Business Services	1,934,703	1,742,712	191,991	11%
Command & Emergency Planning	1,933,165	1,684,408	248,757	15%
Community Risk Reduction	3,105,285	2,999,402	105,883	4%
EMS	1,359,553	1,301,739	57,814	4%
Executive Management	1,819,406	1,914,785	(95,379)	-5%
Human Resources	3,208,280	3,291,834	(83,554)	-3%
Logistics	7,803,754	7,693,602	110,153	1%
Operations	66,316,335	61,107,390	5,208,945	9%
Special Operations	4,225,785	2,966,505	1,259,280	42%
Total	**91,706,267**	**84,702,376**	**7,003,891**	**8%**

Totals may not equal the sum of components, or Authority-wide totals, due to rounding

- ***Business Services*** – Starting in fiscal year 2020-21, COVID-19 related services and supplies expenditures will be recorded and monitored under the Business Services Department. Given this change, the Business Services Department is trending over budget estimates. As such, a Mid-Year Budget Adjustment will be recommended to cover these COVID-19 unanticipated expenditures and staff will seek cost recovery via FEMA and other cost recovery opportunities.

- ***Command & Emergency Planning*** – The variance of $249K or 15% in this department is primarily due to increased overtime expenditures. Higher overtime expenditures in the first quarter were driven by reimbursable emergency incidents and overtime to staff open positions due to vacancies. A Mid-Year Budget Adjustment will be recommended to cover these expenditures.

- ***Operations*** – This department is exceeding budget estimates for the first quarter primarily due to a high volume of backfill/overtime expenditures. Most of the budgetary variance is due to overtime costs incurred for emergency incidents which will be reimbursed. Open Position overtime, used to fill vacancies in the firefighter ranks, is also contributing to the variance. This category of overtime which is typically offset by vacancy savings will continue to be monitored.

- ***Special Operations*** – This division ended the first quarter $1.3 million or 42% above the budgetary estimate, primarily due to overtime for emergency incidents, including the Apple, August Complex, Castle, Deer, Lake, and LNU Lightning Complex fires. These expenditures are reimbursable and are anticipated to be covered by a Mid-Year Budget Adjustment.

Expenditures by type are outlined below, with exception details following the table:

Expenditures by Type	YTD Actual Expenditures	Trended YTD Budget Estimate	Variance: Actual to Budget in Dollars	% Variance
Salary and Employee Benefits	82,121,452	75,682,785	6,438,667	9%
Services and Supplies	9,263,149	8,687,665	575,484	7%
Equipment	321,667	331,927	(10,260)	-3%
Total	**91,706,267**	**84,702,376**	**7,003,891**	**8%**

Totals may not equal the sum of components, or Authority-wide totals, due to rounding

- ***Salary & Employee Benefits –*** This category is trending over budget estimates for the first quarter by approximately $6.4 million or 9%. This is primarily due to a high volume of backfill/overtime expenditures. Most of the budgetary variance is due to overtime costs incurred for emergency incidents which will be reimbursed. Open Position overtime, used to fill vacancies in the firefighter ranks, is also contributing to the variance. This category of overtime which is typically offset by vacancy savings will continue to be monitored.

CIP FUNDS

Revenues and expenditures for the Capital Improvement Program funds are summarized below. Any variances are noted following the fund table:

General Fund CIP

Fund 12110	YTD Actual	Budget	Percent
Expenditures	684,002	12,314,343	5.6%

- This Fund receives transfers from the General Fund as its revenue source.
- Appropriations of $12.3 million include funding for upgrades, routine maintenance and replacement of equipment such as: enterprise phone/public address system upgrade, fire station bathroom gender accommodation projects, dormitory privacy (FS 41 and FS 53), kitchen, flooring and/or bathroom remodels (FS 41, FS 26 and FS 6), thermal imaging cameras, telephone/alarm system upgrade, data network upgrades, replacement of PCs, laptops, tablets, printers, 800 MHz radios, VHF radios, WMD protective suits/respirator canisters, RFOTC uninterruptible power system, MDC system, high pressure airbags, body armor, duo-dote auto-injectors, fire shelters, and installation of SCBA bottle filling stations.
- Expenditures of approximately $684K are attributable to the fire station telephone/alarm/sound system upgrade, network upgrades, replacement PCs, tablets and printers, digital orthophotography, and various IT and Property Management projects described above.

Fire Stations and Facilities

Fund 123	YTD Actual	Budget	Percent
Revenue	51,832	600,212	8.6%
Expenditures	103,879	13,621,771	0.8%

- Revenues in this fund are attributable to interest earned through the first quarter and a developer contribution of $33K.
- Appropriations of $13.6 million include funding for RFOTC training grounds expansion and upgrade, replacement of FS 10 and FS 24, FS 49 apparatus bay floor reconstruction, infrastructure security enhancements, retrofit of existing fire station life and safety systems, fire station bathroom improvements, US&R warehouse training center improvements, and construction of FS 12.
- Minimal expenditures occurred through the first quarter as projects are in the planning stages.

Communications & Information Systems

Fund 124	YTD Actual	Budget	Percent
Revenue	7,073	17,104	41.4%
Expenditures	208,708	4,922,093	4.2%

- Revenues in this fund are attributable to interest earned through the first quarter.
- Appropriations of $4.9 million include funding for: enterprise audio video equipment upgrades, RFOTC data center fire suppression system, disaster recovery co-location facility, incident reporting application replacement, integrated fire prevention system replacement, EMS enterprise system development, EMS immunization tracking, and theHIVE cloud upgrade.
- Year to date expenditures of $209K are primarily attributable to the progress on the disaster recovery co-location facility, integrated fire prevention system replacement projects, and enterprise audio video equipment upgrades.

Fire Apparatus

Fund 133	YTD Actual	Budget	Percent
Revenue	591,000	1,710,978	34.5%
Expenditures	1,479,357	15,596,698	9.5%

- Revenues in this fund are attributable to vehicle replacement program payments from cash contract cities and interest earned through the first quarter.
- Appropriations of $15.6 million include vehicle outfitting, 2 HazMat vehicles, a US&R support vehicle, a heavy rescue vehicle, an air utility vehicle, 2 squad vehicles, 5 100’ quint trucks, 7 utility pickups, a superintendent vehicle, 9 mid-size pickups, 10 vans, 3 crew cab

pickups, 2 light service trucks, 3 full-size SUVs, and other miscellaneous emergency and support vehicles.

- Expenditures through the first quarter include light service trucks, mid-size pickups, utility pickups, full and mid-size SUVs, and outfitting costs.

SUMMARY

For more information. This summary is based on detailed information from our financial system. If you would like more information or have any questions about the report, please contact Stuart Lam, Budget Manager at 714-573-6302, or Tricia Jakubiak, Treasurer at 714-573-6301.

Orange County Fire Authority

AGENDA STAFF REPORT

Executive Committee Meeting | **Agenda Item No. 2D**
November 19, 2020 | **Consent Calendar**

New Classification Specification for Diversity and Inclusion Coordinator

Contact(s) for Further Information

Stephanie Holloman, Assistant Chief Human Resources Department	stephanieholloman@ocfa.org	714.573.6353
Tamaryn Boston, Manager Human Resources Department	tamarynboston@ocfa.org	714.573.6018

Summary

This agenda item is submitted for approval to establish a new classification specification for Diversity and Inclusion Coordinator, with corresponding salary range.

Prior Board/Committee Action

Human Resources Committee reviewed the proposed agenda item and directed staff to place on the Executive Committee agenda for approval by a 6-0 vote (Rossini absent).

RECOMMENDED ACTION(S)

Approve the establishment of the new classification and salary range of Diversity and Inclusion Coordinator.

Impact to Cities/County

Not Applicable.

Fiscal Impact

One (1) Diversity and Inclusion Coordinator position in the Human Resources Department is funded in the current fiscal year 2020/21 general fund budget. The funding that we estimated in the budget for this position is greater than ultimately required after developing the class specification and proposed salary range with benefits, resulting in savings of $84,627 at top step.

Background

Today, the shift in both organizational and public response to issues of diversity, equity, inclusion, discrimination, and harassment have brought more visibility to and increasing demand for the role of Diversity and Inclusion professionals. In OCFA's Strategic Goals for Fiscal Year 2020/21, the organization established a goal to implement actions to increase diversity of OCFA's workforce and to improve the OCFA's inclusive environment, which includes a focus on cultural growth, consistent messaging, and facility accommodations.

The Diversity and Inclusion Coordinator will work across the organization to optimize organizational culture, align the organization's diversity and inclusion goals with measurable outcomes, and will be able to respond to changes or policies that occur outside of the organization that affect the OCFA.

The Diversity and Inclusion Coordinator will be responsible for providing strategic leadership in the areas of diversity, equity, and inclusion (DEI). This position will develop and maintain an organizational DEI Strategic Plan, through a collaborative stakeholder process, to support the OCFA's vision to embrace diversity and inclusion; design, develop and implement innovative outreach programs using DEI best practices in support of recruitment goals, succession planning, and leadership development; and lead discussion across the organization on complex and sensitive topics surrounding race, color, religion, gender, gender identity, gender expression, sexual orientation, marital status, medical condition, genetic information, veteran status, and other protected classes in order to foster positive attitudes and behaviors about diversity and inclusion.

The proposed salary range is AM40 (Monthly Max: $11,003), which aligns with Senior Human Resources Analyst, Risk Management Analyst, and Risk Management Safety Officer. This position was included in the 2020/2021 budget and is fully funded at this level.

Executive Committee approval is required to add a new classification with accompanying salary range to Master Position Control.

Attachment(s)

Proposed Diversity and Inclusion Coordinator Classification Specification

ORANGE COUNTY FIRE AUTHORITY

CLASS SPECIFICATIONS

JOB TITLE: Diversity and Inclusion Coordinator

REPORTS TO: **Human Resources Director** **FLSA:** **Exempt**

SUPERVISES: **N/A** **CLASS CODE:** **TBD**

DEPARTMENT: **Human Resources**

CLASS SUMMARY:

Incumbents are responsible for providing strategic leadership in the areas of diversity, equity, and inclusion (DEI). Duties to be performed will consist of complex professional level work in the creation, development, and performance of DEI programs and activities in the organization. Incumbents are required to work independently and to exercise sound judgment in analyzing highly complex programs and issues.

DISTINGUISHING CHARACTERISTICS:

The Diversity and Inclusion Coordinator is a stand-alone classification. This position is distinguished from other classifications by its responsibility for applying specialized DEI knowledge.

ESSENTIAL FUNCTIONS: (These duties are intended to be representative sample of the duties performed by the class.)

Develops and maintains an organizational DEI Strategic Plan, through a collaborative stakeholder process, to support the OCFA's vision to embrace diversity and inclusion.

Designs, develops and implements innovative outreach programs using DEI best practices in support of recruitment goals, succession planning, and leadership development.

Leads discussion across the organization on complex and sensitive topics surrounding race, color, religion, gender, gender identity, gender expression, sexual orientation, marital status, medical condition, genetic information, veteran status, and other protected classes in order to foster positive attitudes and behaviors about diversity and inclusion.

Collaborates with Fire Academy personnel in maintaining and enhancing a welcoming onboarding process and employee engagement activities.

Develops and delivers education and training programs on diversity and inclusion, implicit bias, sensitivity, and cultural awareness.

Establishes metrics and conducts periodic reviews to measure success of diversity and inclusion programs and activities; reports findings to the Assistant Chief/Human Resources Director, Executive Management, Fire Chief, and Board of Directors.

Collaborates with Corporate Communications to identify creative approaches to outreach and engagement through a diversity and inclusion lens, to ensure communication efforts are reaching diverse audiences.

Identifies potentially disruptive conditions in the organization and recommends solutions to management; collaborates with Employee Relations Division to investigate allegations of discrimination and harassment based on protected class.

Collaborates with community-based organizations, local schools, colleges and universities, and other external stakeholders on local DEI initiatives; develops new and strengthens existing partnerships across the OCFA service area to improve workforce development programs.

Stays current with Equal Employment Opportunity (EEO) regulations, OCFA policies and procedures, and relevant case law, to inform DEI practices and assist with corresponding training.

Performs other related duties as assigned.

MINIMUM QUALIFICATIONS:

EDUCATION AND EXPERIENCE (position requirements at entry):
Bachelor's Degree in Public Administration, Sociology, Human Resources or a related field, and five years of professional level experience in the area of diversity & inclusion, cultural awareness, social justice or other related field; or, an equivalent combination of education and experience sufficient to successfully perform the essential duties of the job such as those listed above.

Previous experience in a complex public sector organization is preferred.

LICENSES AND CERTIFICATIONS (position requirements at entry):
Possession of a valid California Class C Driver License is required at time of appointment. This classification is subject to enrollment in the California DMV Pull Notice Program, which periodically provides Risk Management with the incumbent's Driver License record and status.

KNOWLEDGE (position requirements at entry):
Knowledge of:

- Applicable Federal, State, and Local laws, rules, regulations, and policies pertaining to Equal Employment Opportunity;
- Advanced theories and principles in the area of diversity, equity, and inclusion;
- Customer service principles;
- Research methods;
- Supervisory principles
- Conflict resolution techniques;
- Project management techniques;
- Analytical techniques for services
- Investigation techniques.

SKILLS (position requirements at entry):
Skill in:

- Developing strategies, goals, and objectives;
- Analyzing problems and identifying problem areas, identifying alternative solutions, weighing alternatives, projecting consequences of actions, and making recommendations;
- Using a computer and applicable software applications;
- Handling multiple priorities simultaneously;
- Providing customer service;
- Leading discussions on complex topics surrounding race, gender, disability, equity and other sensitive topics
- Conducting research;
- Interpreting applicable Federal, State, and Local laws, rules, regulations, policies, and procedures;
- Representing the organization at meetings and events;
- Planning and managing complex projects and interdepartmental project teams;
- Evaluating performance management processes;
- Communication, interpersonal skills as applied to interaction with coworkers, supervisor, the general public, etc. sufficient to exchange or convey information and to receive work direction and establish and maintain effective working relationships.

PHYSICAL REQUIREMENTS:

Positions in this class typically require: fingering, grasping, talking, hearing, seeing and repetitive motions.

Light Work: Exerting up to 20 pounds of force occasionally, and/or up to 10 pounds of force frequently, and/or negligible amount of force constantly to move objects. If the use of arm and/or leg controls requires exertion of forces greater than that for Sedentary Work and the worker sits most of the time, the job is rated for Light Work.

WORKING CONDITIONS:
Incumbents work in a standard office environment.

NOTE:
The above job description is intended to represent only the key areas of responsibilities; specific position assignments will vary depending on the needs of the department.

Classification History:
Draft prepared by Human Resources Department Date: September 2020
Human Resources Director Review, Stephanie Holloman
Adopted by Board of Directors: TBD

Orange County Fire Authority

AGENDA STAFF REPORT

Executive Committee Meeting
November 19, 2020

Agenda Item No. 2E
Consent Calendar

New Classification Specification for Environmental, Health and Safety Analyst

Contact(s) for Further Information

Stephanie Holloman, Assistant Chief Human Resources Department	stephanieholloman@ocfa.org	714.573.6353
Tamaryn Boston, Manager Human Resources Department	tamarynboston@ocfa.org	714.573.6018

Summary

This agenda item is submitted for approval to establish a new classification specification for Environmental, Health and Safety Analyst with corresponding salary range. This new classification will not increase overall employee headcount, but rather will enable management to reclassify the existing employee to the appropriate classification.

Prior Board/Committee Action

Human Resources Committee reviewed the proposed agenda item and directed staff to place on the Executive Committee agenda for approval by a 6-0 vote (Rossini absent).

RECOMMENDED ACTION(S)

Approve the establishment of the new classification and salary range of Environmental, Health and Safety Analyst.

Impact to Cities/County

Not Applicable.

Fiscal Impact

The single Environmental, Health and Safety Specialist position allocated to the Human Resources Department will need to be reclassified to the new Environmental, Health and Safety Analyst classification. The reclassification of this position will result in an increased cost of $45,278 at top step.

Background

Human Resources (HR) staff retained CPS HR Consulting (CPS) to conduct a classification and compensation study of the Risk Management section of the Human Resources Department. Included in this study was the position of *Environmental, Health and Safety Specialist*.

Classification Study

After evaluating all the information submitted on the position, the CPS HR consultant determined that the incumbent's duties, as well as the qualifications necessary to perform the work, are not consistent with the existing classification specification for *Environmental, Health and Safety Specialist*. Specifically, the current classification specification is defined as a paraprofessional

with administration support functions related to compliance with field related laws and regulations. The incumbent, however, is functioning at a professional level conducting ongoing assessments of safety, hazard, environmental risks of OCFA facilities, serving as an environmental subject matter expert and primary compliance point of contact for local and state agencies; establishing and maintaining partnerships with agencies and coordinating environmental compliance efforts; facilitating and developing training; and directly impacting the way an operation functions through professional recommendations. These essential functions require at least one additional year of relevant experience, as well as International Code Council (ICC) Underground Storage Tank Designated Operator and HAZWOPER certifications. Overall, the incumbent is performing at a higher level and possesses experience and professional certifications beyond what is defined by the current *Environmental, Health and Safety Specialist* classification. As such, the CPS HR consultant recommended that the incumbent be reclassified to realign the current job duties with the appropriate level of work assigned to the incumbent's position.

Based on the emphasis of professional level duties that require the incumbent be responsible for using independent judgement while performing with a high level of independence, the CPS HR consultant recommended that the incumbent be reclassified to a newly proposed classification of *Environmental, Health and Safety Analyst.* Please see Attachment for the proposed classification specification. Staff recommends reclassifying the sole Environmental, Health and Safety Specialist to this classification.

Compensation Study

A market compensation study was included in the scope of this project to ensure that the compensation is competitive within the established labor market. The labor market agencies chosen for the compensation study were those agencies with either sufficient size and/or organizational structures to include Risk Management classifications (or similar classes) in the organization. Agencies that did not have a specific classification at the specialist level were not suitable for comparison, and therefore not used. Using the labor market median base salary results and considering internal equity, the base salary recommendation for the proposed *Environmental Health and Safety Analyst* is equivalent to OCFA's GE380 salary range (Top monthly salary: $8,545.33).

Executive Committee approval is required to add a new classification with accompanying salary range to Master Position Control.

Attachment(s)

Proposed Environmental, Health and Safety Analyst Classification Specification

ORANGE COUNTY FIRE AUTHORITY

CLASS SPECIFICATIONS

JOB TITLE: Environmental, Health and Safety Analyst

REPORTS TO: Risk Management Safety Officer

FLSA: Non-Exempt

SUPERVISES: N/A

CLASS CODE: TBD

DEPARTMENT: Human Resources

CLASS SUMMARY:

Incumbent is responsible for performing a variety of professional administrative, technical and analytical office and field Environmental, Health and Safety (EHS) activities in order to ensure OCFA compliance with EHS laws and regulations and maintain EHS management systems. Incumbent is required to work independently and to exercise sound judgment in analyzing complex problems and issues.

DISTINGUISHING CHARACTERISTICS:

The Environmental, Health and Safety Analyst is the second level in a two-level Environmental, Health and Safety (EHS) series. This is the fully qualified journey-level classification in the EHS series. The Environmental, Health and Safety Analyst is distinguished from the Environmental, Health and Safety Specialist level by its professional level responsibilities, working independently, and exercising judgment and initiative. Positions at this level receive only occasional instruction or assistance where budget thresholds are exceeded and for tasks which require cross-functional support.

ESSENTIAL FUNCTIONS: (These duties are intended to be representative sample of the duties performed by the class.)

Oversees environmental programs including spill prevention controls and countermeasures plan, hazardous materials, hazardous waste disposal, underground and aboveground storage tanks; applies for new permits and renewals; ensures required documentation and inspections are completed.

Conducts ongoing inspections and assessments of safety, hazard, environmental risks of OCFA facilities in the following areas: underground storage tanks, aboveground storage tanks, hazardous materials storage, hazardous waste, storm water, air quality, and solid waste.

Serves as an environmental subject-matter expert and primary compliance point of contact for agencies; establishes and maintains partnerships with agencies and coordinates environmental compliance efforts.

Identifies stormwater best management practices at all fire stations; maintains sites by utilizing OCFA maintenance staff and coordinating with outside vendors.

Designs and administers environmental compliance plans.

Reports non-compliance violations and identifies/recommends best approaches for rectifying non-compliance issues.

Facilitates system certification training and develops internal training programs in support of EHS courses and curriculum.

Updates and completes required California Environmental Reporting System entries for all OCFA fire facilities; verifies status with all hazardous materials, including detailed maps, emergency plans, and inventories.

Assists in the development of policies and procedures for training, permitting strategies, and projects to achieve desired understanding of compliance requirements throughout the Authority.

Prepares and submits a variety of regulatory reports to local, state, and federal regulatory agencies.

Monitors regulatory requirements/trends and conducts impact analyses to ensure compliance with both regulatory and internal standards.

Monitors legislative changes and makes recommendations based on their potential impact to the organization.

Provides budget planning information for environmental fees and permits.

Represents the organization on specific projects and during regulatory agency audits.

Maintains hazard communication including safety data sheet records; verifies OSHA regulated chemicals, quantities, and disposition at all facilities.

Performs other duties of similar nature or level.

MINIMUM QUALIFICATIONS:

EDUCATION AND EXPERIENCE (position requirements at entry):

Associate's Degree in physical or biological sciences, environmental studies, environmental law, environmental health and safety management, or a related field, and three (3) years of directly related environmental, health and safety experience; or equivalent combination of education and experience sufficient to successfully perform the essential duties of the job such as those listed above.

LICENSES AND CERTIFICATIONS (position requirements at entry):

- International Code Council (ICC) Underground Storage Tank Designated Operator Certification
- HAZWOPER Certification
- Possession of a valid California Class C Driver License is required at time of appointment. This classification is subject to enrollment in the California DMV Pull Notice Program, which periodically provides Risk Management with the incumbent's Driver License record and status.

KNOWLEDGE (position requirements at entry):
Knowledge of:
- Principles and practices of EHS inspection, regulation, and enforcement;
- Federal, state, and local regulations pertaining to environmental health issues;
- Biological agents and effects on public health;
- Environmental permitting regulations and procedures;
- Regulations, principles, and practices related to underground storage tanks, aboveground storage tanks, and solid waste handling and storage;
- Regulations and principles relating to generating, storing, transporting, and disposing of hazardous waste;
- Stormwater Best Management Practices for existing and new developments;
- Emergency response procedures to chemical spills;
- State of California Air Quality Standards;
- OSHA requirements for Safety Data Sheet maintenance;
- Proper and efficient record keeping procedures;
- Standard office procedures;
- Techniques required to gather, evaluate, and communicate information;
- Customer service principles.

SKILLS (position requirements at entry):
Skill in:
- Analyzing situations accurately and taking effective action by inspecting, investigating and evaluating findings to prepare recommendations;
- Analyzing, interpreting, explaining, and applying federal, state, and local laws, rules, regulations, policies and procedures;
- Developing, coordinating, and implementing solid waste and hazardous waste management plans;
- Responding to emergency spills;
- Using a computer and applicable software applications;
- Inspecting and testing sophisticated monitoring equipment during tank inspections and materials testing;
- Inspecting and testing tank monitoring equipment;
- Handling multiple priorities simultaneously;
- Collecting data;

- Preparing reports;
- Composing business correspondence;
- Making presentations;
- Maintaining records;
- Working independently with minimum supervision;
- Communication and interpersonal skills as applied to interaction with coworkers, supervisors, regulatory agency representatives, the general public, etc. sufficient to exchange or convey information and to receive work direction;
- Establishing and maintaining cooperative working relationships with others.

PHYSICAL REQUIREMENTS:

Must possess mobility to work in outside environment; to sit, stand, climb, and walk; occasionally stoop, kneel, crouch, grasp in the performance of daily duties; to operate a motor vehicle and visit various County sites; vision including color vision and depth perception. Finger dexterity is needed to operate equipment. Employees must possess the ability to lift, carry, push, and pull materials and objects averaging a weight up to 15 pounds or heavier weights with the appropriate equipment on a frequent/occasional basis, in all cases with the use of proper equipment and/or assistance from other staff.

WORKING CONDITIONS:

Employee works in both inside and outside environments. and is occasionally exposed to dry atmosphere, cold and hot temperatures, inclement weather conditions, and road hazards. May be exposed to dust and electrical energy.

NOTE:

The above job description is intended to represent only the key areas of responsibilities; specific position assignments will vary depending on the needs of the department.

Classification History:

Draft prepared by CPS, Date: May 2018
Final prepared by OCFA, Date: October 2020
Human Resources Director Review: Stephanie Holloman Date: TBD
Adopted by Board of Directors: TBD

Orange County Fire Authority

AGENDA STAFF REPORT

Executive Committee Meeting
November 19, 2020

Agenda Item No. 2F
Consent Calendar

Request for Sole Source Procurement: DuoDote Auto-Injectors for Emergency Medical Services (EMS)

Contact(s) for Further Information

Randy Black, Assistant Chief EMS Department	randyblack@ocfa.org	714.573.6008
Scott Wiedensohler, Battalion Chief EMS Department	scottwiedensohler@ocfa.org	714.573.6071

Summary

This agenda item seeks approval to utilize the sole source provision under the Purchasing Ordinance to issue a one-time purchase order to Meridian Medical Technologies (Meridian) in the amount of $115,030.50 for the purchase of DuoDote Auto-Injectors for the Emergency Medical Services Department.

Prior Board/Committee Action(s)

None.

RECOMMENDED ACTION(S)

Approve and authorize the Purchasing Manager to issue a purchase order to Meridian Medical Technologies in an amount not to exceed $115,030.50.

Impact to Cities/County

Not Applicable.

Fiscal Impact

Funding is available in the approved FY 2020/21 General Fund Budget, specifically in the CIP budget for Emergency Medical Services.

Background

The DuoDote Auto-injector combines two medications, atropine and pralidoxime chloride for the emergency treatment of our personnel in the event of a nerve agent (Weapons of Mass Destruction, WMD) poisoning. DuoDote Auto-injectors are required by Orange County Emergency Medical Services (OC EMS), the regulatory agency for EMS providers in the County of Orange. The DuoDote Auto-injectors have a shelf life of three years and OCFA's current supply will expire at the end of this year.

Sole Source Justification

A "sole source procurement" contract is recommended (per the Purchasing Ordinance and Roles/Responsibilities/Authorities Matrix) when it is in the best interest of OCFA to award a contract without bidding requirements and the procurement meets the definition of a sole source. During the initial research completed for this purchase EMS staff learned that, although Meridian

Medical Technologies is the sole producer of the DuoDote Auto-Injector, they do also sell the product through distributors. Meridian provided an initial quote to OCFA but due to the high value, and in an effort to obtain maximum competition, Purchasing staff solicited bids for the DuoDotes.

Five bids were received in response to Invitation for Bids LK2474, however Meridian did not participate. None of the bids received were as low as the initial quote provided by Meridian and all exceeded the amount budgeted in the CIP for replacement of the DuoDotes. Meridian was contacted to determine whether they would hold their pricing, and they agreed. As such, Purchasing staff rejected all bids and canceled the solicitation in accordance with Section (1-24) of the Purchasing Ordinance.

Recommendation

To provide the best value to OCFA, staff recommends approval to issue a purchase order to Meridian for the purchase of DuoDote Auto-Injectors.

Attachment(s)

1. Meridian Purchase Order Terms and Conditions
2. Sole Source Form

CONFIRMATION OF PURCHASE ORDER

Meridian Medical Technologies, Inc. ("Seller") hereby accepts Purchase Order No. [_____] (the "PO") submitted by the Buyer (as defined below) to Seller subject to the terms and conditions of this Confirmation of Purchase Order ("Confirmation").

1. **Terms**. Notwithstanding anything to the contrary in the PO or in any Buyer terms and conditions or otherwise, the parties acknowledge and agree that (a) the terms and conditions set forth in this Confirmation shall be the sole and exclusive terms and conditions governing the sale of the product(s) set forth in the PO (collectively, "Product(s)") by Seller to Buyer and all related transactions contemplated hereunder; (b) the terms and conditions set forth or referenced in the PO or any other document of Buyer shall not apply to the Seller or the sale of Product under the PO; (c) the Seller shall not be required to make and specifically disclaims any certifications, representations, undertakings, or disclosures (of any information or documentation) except as expressly set forth herein; (d) in the event of a conflict between this Confirmation and the PO or any other documentation of the Buyer, this Confirmation shall govern; and (e) this Confirmation shall not be modified, amended, or supplemented except by a written document executed by authorized representatives of each of the Buyer and Seller. The PO and this Confirmation shall be collectively referred to as the "Contract."

2. **Documentation**. Buyer shall provide Seller with the following documentation prior to Seller's shipment of Product (collectively, Documentation"): (a) if Buyer is a governmental entity, a Prescription Authorization Form signed by its Medical Director; (b) if Buyer is not a governmental entity, a pharmacy license or a State Controlled Substances Registration or comparable registration or license issued by the applicable State and satisfactory to the Seller; (c) a U.S. D.E.A. Registration Certificate for Schedule IV drugs (if applicable); and (d) a U.S. D.E.A. Form 222 with Quota Statement for Schedule II drugs (if applicable).

3. **Delivery**. Seller shall deliver Product FOB origin; provided that Seller shall (a) arrange for transportation of the Product via a carrier and route of its choice and (b) prepay all standard transportation charges to destinations in the continental U.S. If Buyer requests special or expedited shipping or routing (including shipment outside of the continental U.S.), Seller shall be entitled to invoice any charges associated therewith at cost as a separate line item. Seller shall use commercially reasonable efforts to deliver the Product by the date specified in the PO; provided, that (x) Seller shall not be subject to any liability in the event that it does not deliver the Product by such date and; (y) in the event that Product is not in Seller's inventory on the date of Seller's receipt of all required Documentation for shipment of such Product, Seller shall endeavor to deliver such Product within one hundred and thirty-five (135) days from such date, but shall not be in breach of this PO if it fails to deliver the Product by such date. Title and risk of loss for Product shall pass to Buyer upon delivery.

4. **Payment**. Buyer shall pay amounts invoiced hereunder within thirty (30) days of the date of the applicable invoice.

5. **Product Warranty**. (a) Seller warrants that upon delivery hereunder, all Product (i) will comply with the specifications therefor outlined in the applicable regulatory approval, (ii) will have been manufactured in material compliance with current good manufacturing practices as put forth in 21 C.F.R. §§ 210 and 211 for human drug products and all applicable law, (iii) will not be adulterated or misbranded within the meaning of the United States Federal Food, Drug, and Cosmetic Act (the "Act"), and (iv) may be introduced into interstate commerce pursuant to the Act ((i) – (iv) collectively, the "Product Warranty"). (b) EXCEPT AS EXPRESSLY SET FORTH HEREIN, SELLER EXTENDS NO WARRANTIES, EXPRESS OR IMPLIED, INCLUDING ANY WARRANTY OF MERCHANTABILITY OR FITNESS FOR A PARTICULAR USE OR PURPOSE. (c) If Seller confirms that Product delivered hereunder does not conform to the Product Warranty (once confirmed, "Non-Conforming Product"), Seller shall, at Buyer's option, (i) as expeditiously as commercially practical supply Buyer with a conforming quantity of Product or (ii) refund to Buyer amounts actually paid for Non-Conforming Product. Non-Conforming Product shall, at Sellers option, be destroyed or returned to Seller, in each case, at Seller's expense.

6. **Returns**. Subject to Section 5(c) with respect to Non-Conforming Product, Buyer shall not return any Product to Seller.

7. **Export Control**. This Section 7 applies if the Products include Export Control Products (as defined below), and shall be self-deleting and not applicable if the Products do not include Export Control Products. Buyer acknowledges that the Export Control Products and related technical data are subject to various global trade control laws and regulations, including the International Traffic in Arms Regulations ("ITAR"), 22 C.F.R. Parts 120-130 and the Export Administration Regulations ("EAR"), (15 C.F.R. Part 730 *et seq*.). Buyer covenants that it, its affiliates, and others acting on behalf of Buyer, shall comply with the requirements of the ITAR, EAR, and any other applicable global trade control laws and regulations. In particular, Buyer agrees that it will not export, re-export, or retransfer the Export Control Products or related technical data, or the direct products of any such data, unless such activity is in compliance with all applicable global trade laws and regulations and Buyer first receives written consent from Supplier. Buyer also covenants that, with respect to activities involving the Export Control Products, related technical data, and direct products of any such data, it shall advise its employees, agents, contractors, subcontractors, and any other relevant third parties of applicable requirements under relevant global trade control laws and regulations, and shall secure their commitment to comply with such requirements. The term "Export Control Products" shall refer to the following products to the extent one or more is included as Products: AtroPen® (all presentations), Duodote®, and the pralidoxime chloride auto-injector.

8. **Indemnification**. Each party (the "Indemnifying Party") shall defend, indemnify, and hold harmless the other party, its affiliates, and designees, and its and their respective officers, directors, shareholders, employees, and agents (collectively, the "Indemnified Parties") from and against any and all liabilities, claims, demands, causes of action, damages, loss or expenses, including interest, penalties, and reasonable attorneys' fees and disbursements (collectively, "Losses") incurred by any or all of them to the extent arising from or relating to a third party claim in connection with the Indemnifying Party's gross negligence, willful misconduct, or breach of the Contract, except, in each case, for those Losses that the other party has an obligation to indemnify the Indemnifying Party, as to which Losses each party shall indemnify the other party to the extent of its respective liability for such Losses.

9. **Limitation of Liability**. EXCEPT WITH RESPECT TO ITS INDEMNIFICATION OBLIGATIONS UNDER SECTION 8, (A) SELLER SHALL IN NO EVENT BE LIABLE FOR INDIRECT, INCIDENTAL, CONSEQUENTIAL, SPECIAL, EXEMPLARY, OR PUNITIVE DAMAGES IN CONNECTION WITH THE CONTRACT OR FOR ANY LOSS OR INJURY TO BUYER'S PROFIT OR GOODWILL ARISING FROM OR RELATING HERETO OR THERETO REGARDLESS OF ANY NOTICE OF SUCH DAMAGES AND (B) SELLER'S AGGREGATE LIABILITY UNDER THE CONTRACT SHALL BE LIMITED TO THE AMOUNTS ACTUALLY PAID BY BUYER FOR PRODUCT HEREUNDER.

10. **Term; Termination**. The Contract shall become binding, subject to the terms and conditions hereof, on the date this Confirmation is signed (the "Effective Date"). The term of the Contract shall commence on the Effective Date and end on the later of (a) delivery by Seller of all Product ordered hereunder and (b) payment by Buyer of all outstanding amounts owed hereunder. Either party may terminate the Contract on ten (10) days' prior written notice to the other party. The following sections hereof shall survive any expiration or termination of the Contract: 1, 4, 6, 7, 8-11.

11. **Miscellaneous**. All notice required or permitted under the Contract shall be in writing, shall refer to the PO, this Confirmation, and the Effective Date, and shall be deemed given on the date of receipt only if sent to (a) the Buyer at the addresses specified in the signature block below and (b) the Seller at 6350 Stevens Forest Road, Suite 301, Columbia, MD 21046 (Attn.: President) with copy to the same address to the attention of the "Legal Department," in each case ((a) and (b)), via nationally recognized overnight delivery service or U.S. registered mail, return receipt requested. No waiver by either party of any provision or breach of the Contract shall constitute a waiver by such party of any other provision or breach, and no such waiver shall be effective unless made in writing and signed by an authorized representative of the party against which waiver is sought. If any provision of the Contract is found by a proper authority to be unenforceable, that provision shall be severed and the remainder of the Contract will continue in full force and effect; provided that the parties shall use their best efforts to agree upon alternative language for such provision that complies with applicable law and achieves the original intention of the parties. The Contract constitutes the final, complete, and exclusive agreement between the parties relating to the subject matter hereof and supersede all prior conversations, understandings, promises, and agreements relating to the subject matter hereof. Neither party has relied upon any communications, representations, terms or promises, verbal or written, not set forth herein. The Contract does not confer any rights on any third parties. Headings are for convenience only and shall not affect the construction or interpretation of the Contract. An executed signature page delivered by facsimile or electronic mail in portable document format (.pdf) shall be effective as an original signature page.

12. **Signature**. By signing below, you confirm that you have read this Confirmation, have the authority to sign on behalf of the Buyer, and that this Confirmation, once executed, shall constitute a legal, valid, and binding obligation of the Buyer in conjunction with the PO (subject to this Confirmation) and is enforceable against it.

AGREED AND ACCEPTED:

Buyer: _____

Address: _____

_____

_____

By: _____

Name: _____

Title: _____

Date: _____

OCFA Sole Source Request Form

The Purchasing Ordinance of the Orange County Fire Authority requires competitive bids and proposals for service and commodity contracts. ***A sole source is defined as a product or service that is available from only one known supplier as a result of unique performance capabilities, manufacturing processes, compatibility requirements or market conditions. The using department requesting a sole source shall provide written clear and convincing evidence to support a sole source determination, meaning that only one source exists to fulfill the requirements. This form is to be submitted with the purchase requisition to Purchasing with any sole source requests.***

SECTION I - INSTRUCTIONS

1. Written justification on this form will be completed by the requesting department and submitted with the purchase requisition.
2. The request must be approved by the section manager and assistant chief prior to submitting the request to the purchasing manager.
3. All sole source forms must be submitted to the Purchasing Manager for approval. Based on the new ordinance the Fire Chief is not required to approve the sole source form. The sole source request may be submitted to Assistant Chief of Business Services by the Purchasing Manager for concurrence as required.
4. All sole source contracts exceeding $50,000 (life of contract) require Executive Committee approval. In this case, the sole source request form must be submitted to the Executive Committee as an attachment to the staff report.
5. The approved sole source justification form will be included in the contract file.

SECTION II – REQUEST INFORMATION

Department/Section: EMS	**Requested By:** Chin Chien Huang	**Date:** 10/13/2020
Recommended Vendor: Meridian	**Vendor Contact:** Beverly Yadlosky	**Vendor's E-mail Address:** Beverly.Yadlosky@meridianmt.co
Vendor Address: 6350 Stevens Forest Road, Suite 301 Columbia, MD 21046 USA		**Vendor's Telephone #:** 443 542 8127
Type of Contract: ☐ One-time ☐ Multi-Year ☒ Renewal ☐ Amendment ☐ Increase	**Contract Term (Dates):** 10/1/2020-->10/1/2021	**Contract Amount:** $115,030.50
If the contract type is a Renewal, Amendment or Increase, please provide previous contract information with this request (PO, BO, previous approval date, Chief approval or EC approval, and dollar amount).		**Attachments:** ☒ Yes ☐ No

SECTION III – JUSTIFICATION

1. **Provide a detailed description of the product or service requested. Describe what it is.** *Attach additional sheet if necessary.*

Duo Dote is indicated for the treatment of poisoning by organophosphorus nerve agents (WMD) as well as organophospl insecticides in adults and a pediatric patients. The Duo Dote auto injector provides a single intramuscular dose, in a self-contained unit, specifically designed for administration by emergency medical services (EMS) personnel.

2. **Please state why the recommended vendor is the only one capable of providing the required services and/or commodities. Provide a summary of findings (research and analysis) including any supporting documentation which validates your recommendation (e.g., attach a manufacturer's letter verifying patented design and direct sale with no distributors) and demonstrates the sole source nature of this request.** *Attach additional sheet if necessary.*

The vendor is the sole provider of medication, please see attached letter

SECTION III – JUSTIFICATION (*continued*)

3. **Pricing - What efforts were made to get the best pricing (e.g., did you simply request a quote, negotiate with the vendor, did the vendor provide a discount)?** *Please provide the quote with your sole source request.*

The vendor is the sole provider of medication, please see attached letter. Meridian is the direct source and will also be th price. Three quotes were obtained to verify best pricing.

4. **Will this purchase obligate the OCFA to future purchases (maintenance, licensing or continuing needs)?** (If yes, please explain how and what the future costs will be.)

To continue the same level of protection against organophosphorus nerve agents (WMD) as well as organophosphorus insecticides, the drug will expire 2/28/2023. Based on previous purchases an increase of 10% is projected.

Sole Source Request Submitted by:

REQUESTORS NAME	SIGNATURE	DATE
CHIN CHIEN HUANG		10/14/2020
DIVISION CHIEF/SECTION MANAGER NAME	**SIGNATURE**	**DATE**
SCOTT WIEDENSOHLER		10/14/20
ASSISTANT CHIEF NAME	**SIGNATURE**	**DATE**
Randy Black	Randy Black	10/14/20

***Purchasing Manager's Comments*:**

Purchasing issued an IFB as DuoDotes are sold through several distributors. Meridian did not participate in the bid, and those who did offered much higher pricing. Staff feels the best value is to purchase through Meridian directly.

PURCHASING MANAGER'S APPROVAL	DATE
Sara Kennedy	11-12-2020
ASSISTANT CHIEF BUSINESS SERVICES CONCURRENENCE	**DATE**
	11-12-2020

Executive Committee Approval Required ☒Yes ☐No Sole Source over $50,000

Executive Committee Approved: ☐*Yes* ☐*No* ***Date approved*** _____

MERIDIAN
MEDICAL TECHNOLOGIES™
A Pfizer Company

Meridian Medical Technologies™, Inc.
6350 Stevens Forest Road
Suite 301
Columbia, Maryland 21046

October 9, 2020

Chin Chien Huang
EMS Supply & Equipment Coordinator
Orange County Fire Authority
1 Fire Authority Road
Irvine, CA 92602

Re: Sole Manufacturer of FDA-approved Chemical Nerve Agent Antidote Auto-Injectors and exclusive rights to sell CYANOKIT® (hydroxocobalamin for injection) 5g

Dear Chin:

To confirm, MERIDIAN MEDICAL TECHNOLOGIES®, INC. is the sole manufacturer of FDA-approved chemical nerve agent antidote auto-injectors.
Our products include:

- DuoDote™ Auto-Injector (atropine and pralidoxime chloride injection)

AND

- MERIDIAN has licensed the exclusive rights to sell and market, and distribute CYANOKIT® (hydroxocobalamin for injection) 5g.

To aid in the instruction of the proper use of the auto-injector, MERIDIAN manufacturers a compliment of auto-injector training simulators. These training simulators are similar in appearance and function to the auto-injector drug delivery systems they mimic but do not contain medication or needle.

MERIDIAN supports the sales efforts of distributors to the EMS market at the local level and directly serves county, state and federal markets for all product inquiries.

If you need any further information, please feel free to call me at 443-259-7826.

Best regards,

Beverly Yadlosky
National Account Representative

Orange County Fire Authority

AGENDA STAFF REPORT

Executive Committee Meeting
November 19, 2020

Agenda Item No. 2G
Consent Calendar

Request for Blanket Orders for Paramedic School Tuition

Contact(s) for Further Information

Randy Black, Assistant Chief EMS Department	randyblack@ocfa.org	714.573.6008
Scott Wiedensohler, Battalion Chief EMS Department	scottwiedensohler@ocfa.org	714.573.6071

Summary

This agenda item seeks approval to utilize the special procurement provision in the Purchasing Ordinance to issue Blanket Orders to multiple accredited educational institutes for the payment of tuition and class resources as needed for Paramedic School.

Prior Board/Committee Action(s)

Not Applicable.

RECOMMENDED ACTION(S)

1. Approve and authorize the Purchasing Manager to issue blanket orders utilizing the special procurement provision in the Purchasing Ordinance to the following educational institutes for Paramedic School tuition and resources: OCEMT ($102,000 annually), Saddleback Community College ($45,000 annually), and University of California, Los Angeles ($45,000 annually).
2. Approve and authorize the Purchasing Manager to redistribute funds among the schools as needed, provided the aggregate total of $192,000 is not exceeded.

Impact to Cities/County

Not Applicable.

Fiscal Impact

Additional funding will be requested as needed during the mid-year budget request process for any increased cost of Paramedic school.

Background

Project Description

OCFA's paramedics provide advanced-level emergency medical services in over 120,000 medical emergencies annually. To earn a paramedic license, candidates must attend an accredited Paramedic Program, complete hospital clinicals and field internships, and successfully pass National Registry testing prior to licensure with the state. There are three (3) accredited schools approved for Orange County paramedic curriculum with limited opportunities to enroll OCFA students.

As OCFA continues to reduce the volume of backfill force hiring and overtime costs, it is essential for OCFA to take advantage of the multiple program enrollment offerings.

Special Procurement Justification

A "special procurement" contract is recommended (per the Purchasing Ordinance and Roles/Responsibilities/Authorities Matrix) when it is in the best interest of OCFA to award a contract without bidding requirements and the procurement does not meet the definition of a sole source. Staff recommends issuing multiple Blanket Orders to the schools since enrollment will vary based on location, schedule, and enrollment availability.

OCFA utilizes all three accredited and locally approved paramedic schools to take advantage of multiple class offering and to expedite paramedic training. Each school offers paramedic classes on different schedules and allows OCFA to enroll a limited number of students. OCFA tests paramedic candidates prior to enrolling them in Paramedic school; then students may choose which school to attend based on location, schedule, support structure, and the limitations of the number of OCFA students allowed in each class.

Each school charges admission fees per student and Blanket Order amounts are based on forecasted student enrollment levels at each school. OCEMT's higher Blanket Order amount reflects a larger OCFA paramedic student class sizes.

Recommendation

Staff is requesting approval to authorize the Purchasing Manager to issue multiple Blanket Orders to the Paramedic Schools for the payment of tuition and class resources to support the continued training of paramedics to support OCFA's emergency medical response.

Attachment(s)

Special Procurement Form

OCFA Special Procurement Justification Form

The Purchasing Ordinance of the Orange County Fire Authority requires competitive bids and proposals for service and commodity contracts. ***A special procurement is defined as a purchase, where due to unusual or special circumstances, it would be in the best interest of the OCFA to accomplish the procurement without compliance with the competitive bidding requirements. Special Procurements are not applicable to construction services. The using department requesting a special procurement shall provide written evidence to support a special procurement determination. This form is to be submitted with the purchase requisition to Purchasing with any special procurement requests.***

SECTION I - INSTRUCTIONS

1. Written justification on this form will be completed by the requesting department and submitted with the purchase requisition.
2. The request must be approved by the section manager and assistant chief prior to submitting the request to the purchasing manager.
3. All special procurement forms must be submitted to the Purchasing Manager and then reviewed and approved by the Assistance Chief, Business Services.
4. All special procurements exceeding $50,000 annually require Executive Committee approval. In this case, the special procurement form must be submitted to the Executive Committee as an attachment to the staff report.
5. The approved special procurement justification form will be included in the contract file.

SECTION II – REQUEST INFORMATION

Department/Section: EMS	**Requested By:** Wiedensohler	**Date:** 10/5/20
Recommended Vendor: OCEMT/Saddleback College/UCLA	**Vendor Contact:** See Attached	**Vendor's E-mail Address:** See Attached
Vendor Address: See Attached		**Vendor's Telephone #:** See Attached
Type of Contract: ☐ One-time ☒ Multi-Year ☐ Renewal ☐ Amendment ☐ Increase	**Contract Term (Dates):** Annual	**Contract Amount:** 192,000
If the contract type is a Renewal, Amendment or Increase, please provide previous contract information with this request (PO, BO, previous approval date, Chief approval or EC approval, and dollar amount).		**Attachments:** ☒ Yes ☐ No

SECTION III – JUSTIFICATION

1. **Provide a detailed description of the product or service requested. Describe what it is.** *Attach additional sheet if necessary.*

The three paramedic programs attached are all comprehensive paramedic programs that meet the standards of Title 22, from the California Code of Regulations. These programs are full-time, lasting 6 months in duration and consisting of the following components: Didactic, Skills Labs, Clinical Internship, Field Internship and National Testing.

2. **Please state the reasoning for the special procurement and the special circumstances of why it would be in the best interest of OCFA to accomplish the procurement without a competitive bidding process. Provide a summary of findings (research and analysis) including any supporting documentation which validates your recommendation and demonstrates the nature of this request.** *Attach additional sheet if necessary.*

All three programs offer the required curriculum required for OCFA firefighters to complete their National Registry testing and become licensed and accredited paramedics within Orange County. Offering these three programs will increase

SECTION III – JUSTIFICATION (*continued*)

the opportunities to send firefighters to paramedic school which will in turn allow OCFA to reduce the need to fill vacancies with backfill thus reducing overtime costs. There are three accredited schools approved for Orange County paramedic curriculum.

3. **Pricing - What efforts were made to get the best pricing (e.g., did you simply request a quote, negotiate a better price with the vendor, did the vendor provide a discount)?** *Please provide the quote with your special procurement request.*

All three programs have different tuition and associated costs.

OCFA receives reduced tuition costs from OCEMT and UCLA.

4. **Will this purchase obligate the OCFA to future purchases (maintenance, licensing or continuing needs)?** (If yes, please explain how and what the future costs will be.)

No

Special Procurement Request Submitted by:

REQUESTORS NAME	SIGNATURE	DATE
Scott Wiedensohler		11/5/20
DIVISION CHIEF/SECTION MANAGER NAME	**SIGNATURE**	**DATE**
ASSISTANT CHIEF NAME	**SIGNATURE**	**DATE**
Randy Black		11/9/20

Purchasing Manager's Comments:

The value of the OCEMT blanket order is greater than the other two schools because at this time that program can accommodate more OCFA students than the others.

PURCHASING MANAGER'S APPROVAL	DATE
	11-12-2020
ASSISTANT CHIEF BUSINESS SERVICES APPROVAL	**DATE**
	11/12/20

Executive Committee Approval Required ☐Yes ☐No Special Procurement over $50,000

Executive Committee Approved: ☐*Yes* ☐*No* ***Date approved*** _____

Orange County Fire Authority

AGENDA STAFF REPORT

Executive Committee Meeting
November 19, 2020

Agenda Item No. 2H
Consent Calendar

Cooperative Contract – Blanket Order for Wireless Service and Hardware

Contact(s) for Further Information

Jim Ruane, Assistant Chief Logistics Department	jimruane@ocfa.org	714.573.6801
Joel Brodowski, IT Manager	joelbrodowski@ocfa.org	714.573.6421

Summary

This item is submitted for the approval to increase the blanket order contract for wireless service and the purchase of mobile device equipment to Verizon Wireless, utilizing cooperative contract pricing.

Prior Board/Committee Action

At its January 26, 2017, meeting, the Executive Committee approved issuing a blanket order contract to Verizon Wireless utilizing the State of California approved cooperative contract.

RECOMMENDED ACTION(S)

1. Approve and authorize the Purchasing Manager to increase the contract and corresponding blanket order with Verizon Wireless by $235,000 to an amount not to exceed $900,000, utilizing cooperative contract pricing.
2. Approve and authorize the Purchasing Manager to increase the contract and corresponding blanket order renewals with Verizon Wireless as needed not to exceed 3% annually, provided cooperative contract pricing is in effect and funding is available.

Impact to Cities/County

Not Applicable.

Fiscal Impact

Additional funding will be requested as needed during the mid-year budget request process for the increased wireless service.

Background

The Information Technology Section (IT) is responsible for providing wireless service and mobile device equipment, such as cellular telephones, tablets, chargers, cases, and numerous other types of wireless devices to OCFA personnel and OCFA vehicles. This equipment is used by OCFA staff for emergency response command, management, and special assignment purposes. Currently, there are over 1,600 wireless devices deployed throughout the agency including mobile smart phones, iPads, cardiac monitors/defibrillators, portable wireless hotspots, and Automatic Vehicle Location (AVL) modems installed in OCFA emergency vehicles. This total represents an increase of more than 400 devices since January 2017.

In order to leverage the significant discounts available, OCFA currently utilizes the State of California Verizon Wireless cooperative contract available through NASPO/ValuePoint (formerly WSCA). This cooperative contract resulted from a competitive solicitation issued by the State of Nevada, RFP #1907, and the State of California Participating Addendum Master Price Contract #7-10-70-16. The current NASPO/ValuePoint contract is valid through December 31, 2020. After this point, OCFA will have the ability to transition to a blend of two available cooperative agreements; CALNET, awarded by the State of California as a result of Invitation for Bid C4CVD18, and NASPO/ValuePoint Contract #MA152-1, awarded by the State of Utah as a result of Request for Proposals #CJ18012. Upon approval by the Executive Committee, staff will direct Verizon to migrate the various services utilized by OCFA to the cooperative contract option that offers the best value.

Wireless service had previously been handled in the same manner as other utilities, while purchases of equipment are executed separately following the guidelines established for commodities. Because an increase in operational efficiency by establishing one annual Blanket Order contract for both wireless service and equipment, and because of the high annual aggregate amount spent with Verizon Wireless, approval to issue this contract is requested.

Recommendation

Staff recommends approval and authorization for the Purchasing Manager to increase the Verizon Wireless contract and corresponding blanket order for wireless service to an amount not to exceed $900,000. Staff anticipates spending up to $40,000 of the total authorized amount for equipment purchases including mobile and smart phones, iPads, cases, etc., available at significant discounts from Verizon. In addition, staff recommends authorizing the Purchasing Manager to increase the contract renewals with Verizon Wireless as needed not-to-exceed 3% annually, provided cooperative contract pricing is in effect and funding is available.

Attachment(s)

1. State of NV / NASPO/ValuePoint Contract #1907 - (On file in the Clerk's Office)
2. State of UT / NASPO/ValuePoint Contract #152 - (On file in the Clerk's Office)
3. State of CA (CALNET) Agreement #C4-CVD-19-001-03 – (On file in the Clerk's Office)

For Purchasing Use Only:

RFP/CONTRACT # 1907

AMENDMENT #4 TO CONTRACT

Between the State of Nevada
Acting By and Through Its

Various State Agencies
Monitored By: Department of Administration
Purchasing Division
515 East Musser Street, Suite 300
Carson City, NV 89701
Contact: Teri Becker
Phone: (775) 684-0178 Fax: (775) 684-0188
Email: tbecker@admin.nv.gov

and

Cellco Partnership d/b/a/ Verizon Wireless
One Verizon Way
Basking Ridge, NJ 07920
Contact: Doug Robertson
Phone: (949) 246-8700
Email: doug.robertson@verizonwireless.com

1. AMENDMENTS. For and in consideration of mutual promises and/or their valuable considerations, all provisions of the contract between the above-referenced parties resulting from Request for Proposal #1907 and dated April 16, 2012 (the "Contract"), remain in full force and effect with the exception of the following:

A. The Contract term shall be extended to December 31, 2020 to allow time for execution of the new NASPO ValuePoint Contract Number CJ 18012. During the extended time, from January 1, 2020 through December 31, 2020, no Product Addition Requests or new Participating Addenda will be accepted under Master Contract Number 1907.

2. INCORPORATED DOCUMENTS The Contract is incorporated herein by reference.

3. REQUIRED APPROVAL. This amendment to the original contract shall not become effective until and unless approved by the NASPO Directors.

IN WITNESS WHEREOF, the parties hereto have caused this amendment to the original contract to be signed and intend to be legally bound thereby.

7-16-2019

Independent Contractor's Signature — Date

Todd Locciano
VP - Contract Management (WLS)

Independent's Contractor's Title

Kevin D. Doty 8/5/19

Kevin D. Doty, Acting Administrator, State of Nevada

APPROVED BY NASPO Directors

On _____

(Date)

Approved as to form by:

Deputy Attorney General for Attorney General

On _____

(Date)

For Purchasing Use Only:
RFP/CONTRACT # 1907

AMENDMENT #3 TO CONTRACT

Between the State of Nevada
Acting By and Through Its

Various State Agencies
Monitored By: Department of Administration
Purchasing Division
515 East Musser Street, Suite 300
Carson City, NV 89701
Contact: Teri Becker
Phone: (775) 684-0178 Fax: (775) 684-0188
Email: tbecker@admin.nv.gov

and

Cellco Partnership d/b/a/ Verizon Wireless
One Verizon Way
Basking Ridge, NJ 07920
Contact: Doug Robertson
Phone: (949) 246-8700
Email: doug.robertson@verizonwireless.com

1. AMENDMENTS. For and in consideration of mutual promises and/or their valuable considerations, all provisions of the contract between the above-referenced parties resulting from Request for Proposal #1907 and dated April 16, 2012 (the "Contract"), remain in full force and effect with the exception of the following:

A. The Contract term shall be extended to December 31, 2019 to allow time for execution of new Participating Addenda. During the extended time, from July 1, 2019 through December 31, 2019, no Product Addition Requests will be accepted.

2. INCORPORATED DOCUMENTS The Contract is incorporated herein by reference.

3. REQUIRED APPROVAL. This amendment to the original contract shall not become effective until and unless approved by the NASPO Directors.

IN WITNESS WHEREOF, the parties hereto have caused this amendment to the original contract to be signed and intend to be legally bound thereby.

3/8/2019

Independent Contractor's Signature — Date

Todd Loccisano
Executive Director
Contracting

Independent's Contractor's Title

Jeffrey Haag, Administrator, State of Nevada

APPROVED BY NASPO Directors

On 3.22.2019

(Date)

Approved as to form by:

Deputy Attorney General for Attorney General

On 14 Mar 19

(Date)

For Purchasing Use Only:

RFP/CONTRACT # 1907

AMENDMENT #2 TO CONTRACT

Between the State of Nevada
Acting By and Through Its

Various State Agencies
Monitored By: Department of Administration
Purchasing Division
515 East Musser Street, Suite 300
Carson City, NV 89701
Contact: Teri Becker
Phone: (775) 684-0178 Fax: (775) 684-0188
Email: tbecker@admin.nv.gov

and

Cellco Partnership d/b/a/ Verizon Wireless
One Verizon Way
Basking Ridge, NJ 07920
Contact: RJ Fenolio
Phone: (702) 283-2200 Fax: (866) 917-7801
Email: RJ.Fenolio@VerizonWireless.com

1. AMENDMENTS. For and in consideration of mutual promises and/or their valuable considerations, all provisions of the contract between the above-referenced parties resulting from Request for Proposal #1907 and dated April 16, 2012 (the "Contract"), remain in full force and effect with the exception of the following:

A. The Contract term shall be extended from October 31, 2016 to June 30, 2019 to coincide with filing requirements by Federal E-Rate customers.

2. INCORPORATED DOCUMENTS The Contract is incorporated herein by reference.

3. REQUIRED APPROVAL. This amendment to the original contract shall not become effective until and unless approved by the WSCA-NASPO Directors.

IN WITNESS WHEREOF, the parties hereto have caused this amendment to the original contract to be signed and intend to be legally bound thereby.

Todd Loccisano
Independent Contractor's Signature

Executive Director Enterprise & Government Contracts
Independent's Contractor's Title

On 8/7/14
(Date)

Greg Smith 8/26/14
Greg Smith, Administrator, State of Nevada

APPROVED BY WSCA-NASPO Directors

On _____
(Date)

Approved as to form by:

Deputy Attorney General for Attorney General

On 27 Aug 14
(Date)

For Purchasing Use Only:
RFP/CONTRACT #1907

AMENDMENT #1 TO CONTRACT

Between the State of Nevada
Acting By and Through Its
Various State Agencies
Monitored By: Department of Administration
Purchasing Division
515 E Musser Street, Room 300
Carson City 89701
Contact: Teri Becker, Purchasing Officer
Phone: (775) 684- 0178 • Fax: (775) 684-0188
Email: tbecker@admin.nv.gov

And

Cellco Partnership d/b/a Verizon Wireless
One Verizon Way
Basking Ridge, NJ 07920
Contact: R.J. Fenolio, National Account Manager
Phone: 702-283-2200
Email: RJ.Fenolio@VerizonWireless.com

1. AMENDMENTS. For and in consideration of mutual promises and/or their valuable consideration, all provisions of the original contract, resulting from RFP #1907 dated April 16, 2012 , incorporated herein by reference, remain in full force and effect with the exception of the following:

A. Contract is amended to add the following supplemental provisions AND INSERT AS Paragraph 47, EMPLOYEE PROGRAMS WITH INDIVIDUAL LIABILITY:

1. Unless otherwise prohibited by state law, regulation or in a participating addendum, Contractor may, at the sole discretion of the Contractor, offer discounted wireless services and equipment to eligible employees as Individual Liable (IL) accounts ("employee program"), within the jurisdiction of the entity completing the participating addendum, with the understanding that the entity completing the participating addendum has no liability whatsoever concerning the equipment or for payment of services. All such employees must be validated as eligible in order to participate in the employee program, and only employees so validated will receive discounted wireless services and equipment under this agreement.

2. Each IL subscriber participating in the employee program (a) must enter into a written service agreement of the type and form the Contractor uses in the ordinary course of business, and be individually responsible for complying with that selected service agreement including, without limitation, the corresponding obligations to comply with all of the terms and conditions of the chosen plan, and to pay all charges incurred under the service agreement; and (b) must follow the activation, validation, migration, upgrade and related policies, procedures and processes established by Contractor from time to time.(c) employee discounts range from 17-18% depending on the entities' Participating addendum.

Any sales resulting from use of this contract by employees will be subject to reporting requirements and to the required WSCA administrative fee of 1/10 of one percent. This offer shall not be valid in any State or political subdivision thereof, where such discounts for public employees are not allowed.

2. INCORPORATED DOCUMENTS. Exhibit A (Original Contract) is incorporated by reference herein and made a part of this amended contract.

3. REQUIRED APPROVAL. This amendment to the original contract shall not become effective until and unless approved by the Nevada State Board of Examiners.

IN WITNESS WHEREOF, the parties hereto have caused this amendment to the original contract to be signed and intend to be legally bound thereby.

Todd Loccisano

Independent Contractor's Name

Independent Contractor's Signature

Greg Smith, Administrator, State of Nevada

Approved as to form by:

Deputy Attorney General for Attorney General

Executive Director Enterprise and Government Contracts

Independent's Contractor's Title

5/23/13

Date

APPROVED BY WSCA-NASPO Directors

On 6/5/13
(Date)

On 31 May 13
(Date)

MASTER SERVICE AGREEMENT FOR SERVICES OF INDEPENDENT CONTRACTOR

A Contract between the Western States Contracting Alliance
Acting by and through the
State of Nevada
Department of Administration, Purchasing Division
515 East Musser Street, Suite 300
Carson City, NV 89701
Contact: Teri Smith
Phone (775) 684-0178 Fax (775) 684-0188
Email: tlsmith@admin.nv.gov

and

Cellco Partnership d/b/a Verizon Wireless
One Verizon Way
Basking Ridge, NJ 07920
Contact: RJ Fenolio
Phone (702) 283-2200 Fax: (866) 917-7801
Email: RJ.Fenolio@VerizonWireless.com

Pursuant to Nevada Revised Statute (NRS) 277.100, NRS 277.110, NRS 333.162(1)(d), and NRS 333.480 the Chief of the Purchasing Division of Nevada is authorized to enter into cooperative group-contracting consortium.

The Western States Contracting Alliance ("WSCA") is a cooperative group-contracting consortium for state government departments, institutions, agencies and political subdivisions (i.e., colleges, school districts, counties, cities, etc.,) for the states of Alaska, Arizona, California, Colorado, Hawai'i, Idaho, Minnesota, Montana, Nevada, New Mexico, Oregon, South Dakota, Utah, Washington and Wyoming.

The State of Nevada has been authorized by WSCA to negotiate a Master Agreement as Lead State, for and on behalf of WSCA and its Members.

In consideration of the above premises, and for good and valuable consideration, the receipt of which is hereby acknowledged, the parties mutually agree as follows:

1. REQUIRED APPROVAL. This contract shall not become effective until and unless approved by the Western States Contracting Alliance Directors.
2. DEFINITIONS.
   - "WSCA" means the Western States Contracting Alliance.
   - "State" and/or "Lead State" means the State of Nevada and its state agencies, officers, employees and immune contractors as defined in NRS 41.0307.

- "Participating Addendum" means a bilateral agreement executed by the Contractor and a Participating Entity, substantially in the form of Exhibit __ to Attachment CC, incorporating this Master Service Agreement and setting forth any other additional terms or requirements specific to the Participating Entity that shall be applicable to the Participating Entity's participation in this Master Service Agreement.
- "Participating State(s)" means state(s) that have signed (and not revoked) an Intent to Contract at the time of the award of this contract, or who have executed a Participating Addendum.
- "Participating Entity" means a state, or other legal entity authorized by a state, that is authorized to enter and does enter into a Participating Addendum under this contract. Unless specifically prohibited by State law, government agencies, political subdivisions and authorized non-profits are authorized to enter into a Participating Addendum under this Contract or make purchases under this Contract pursuant to another entity's Participating Addendum, subject to the review of the Chief Procurement Official of the State in which the potential Buyer is located. Issues of interpretation and eligibility for participation shall be determined by the applicable State Chief Procurement Official.
- "Eligible Entity" means a state, political subdivision or other non-governmental legal entity authorized by a state, that is not specifically prohibited by State law from entering into a Participating Addendum under this Contract. Eligibility is subject to the review of the Chief Procurement Official of the State in which the potential Participating Entity is located. Issues of interpretation and eligibility for participation shall be determined by the applicable State Chief Procurement Official.
- "Buyer" means any WSCA Participating State, a Participating Entity, or any authorized agency or political subdivision of a Participating State, or an authorized non-profit entity, that makes a purchase under this contract, either pursuant to its own Participating Addendum or by purchasing under another entity's Participating Addendum.
- "Contract" means this Master Service Agreement for Services of Independent Contractor, together with all documents incorporated herein.
- "Contractor" and/or Contracting Agency" means a person or entity that performs services and/or provides goods for WSCA or a Participating Entity under the terms and conditions set forth in this contract.
- "Solicitation" means RFP #1907 incorporated herein as Attachment AA.
- "Fiscal Year" is defined as the period beginning July 1 and ending June 30 of the following year.
- "Wireless Spend" means the total dollar value spent on wireless services, data, equipment, devices, support, and any and all other products and services invoiced by a wireless carrier and paid by an end user including all IL accounts. Wireless Spend does not include amounts invoiced by Contractor for: taxes, additional regulatory fees, administrative charges, and charges, fees or surcharges for the costs Verizon Wireless incurs in complying with governmental programs, and credits and refunds.

3. CONTRACT TERM. This contract shall be effective upon WSCA Directors' approval to October 31, 2016 , unless sooner terminated by either party as specified in paragraph (21). Each Participating

Addendum executed in connection with this Contract shall be effective from its corresponding effective date. A Participating Addendum shall not exceed the term or scope of this Contract.

4. CANCELLATION OF CONTRACT; NOTICE. Unless otherwise stated in the special terms and conditions, any contract entered into as a result of the Solicitation may be canceled by either party upon written notice sixty (60) days prior to the effective date of the cancellation. Further, any Participating State may cancel its participation upon thirty (30) days written notice, unless otherwise limited or stated in the special terms and conditions of the Solicitation. Cancellation may be in whole or in part. Any cancellation under this provision shall not effect the rights and obligations attending orders outstanding at the time of cancellation, including any right of any Participating Entity to indemnification by the Contractor, Contractor's rights of payment for goods/services delivered and accepted, WSCA's rights to payment of administrative fees, and each party's rights attending any warranty or default in performance in association with any order. Cancellation of the contract due to Contractor default may be immediate.

5. INCORPORATED DOCUMENTS. The parties agree that the scope of work is specifically described in this Contract and its incorporated documents; this Contract incorporates the following attachments, which, after the terms of this Master Service Agreement for Services of Independent Contractor, are listed in descending order of constructive precedence:

ATTACHMENT AA:	SOLICITATION #1907 (Scope of Work) and ATTACHMENTS (list attachments);
ATTACHMENT BB:	CONTRACTOR'S RESPONSE
ATTACHMENT CC:	CONTRACTOR'S ADDITIONAL TERMS

A Contractor's attachment shall not contradict or supersede any WSCA specifications, terms or conditions without written evidence of mutual assent to such change appearing in this contract.

6. Intentionally Omitted.

7. ASSENT. The parties agree that the terms and conditions listed on incorporated attachments of this contract are also specifically a part of this contract and are limited only by their respective order of precedence and any limitations specified.

8. PARTICIPATING ADDENDA. To participate in this Contract, a WSCA Member State (including the Lead State) or any Participating Entity authorized to participate in this contract, shall enter into a Participating Addendum with the Contractor. If authorized to purchase under state contracts, a state's agencies or political subdivisions may utilize their state's Participating Addendum to participate in this Contract. Purchases by state agencies or subdivisions under their state's Participating Addendum incorporate the terms of this Contract and the applicable Participating Addendum. The Participating Addendum shall not exceed the scope or term of this contract. In case of conflict between the terms of the Participating Addendum and this contract, the Participating Addendum shall take precedence as to all purchases made under that Participating Addendum.

9. Intentionally Omitted.

10. Intentionally Omitted.

11. CONSIDERATION. The parties agree that Contractor will provide the services specified in paragraph (5) at the cost for each service specified in Attachment BB (Contractor's Response). Contracted prices represent ceiling prices for the supplies and services offered. The Contractor shall report to the Lead State any price reduction or discount, or other more favorable terms offered to any Purchasing Entity and the Contractor agrees to negotiate in good faith to re-establish ceiling prices or other more favorable terms and conditions applicable to future orders for similarly situated customers. Bid prices must remain firm for the full term of the contract. In the case of error in the extension of prices in the bid, the unit prices will govern. WSCA does not guarantee to purchase any amount under this contract. Estimated quantities in the Solicitation are for bidding purposes only and are not to be construed as a guarantee to purchase any amount. Bid prices must remain firm for the full term of the contract. In the case of error in the extension of prices in the bid, the unit prices will govern. If Contractor has quoted a cash discount based upon early payment; discounts offered for less than thirty (30) days have not been considered in making the award. The date from which discount time is calculated shall be the date a correct invoice is received or receipt of shipment, whichever is later; except that if testing is performed, the date shall be the date of acceptance of the merchandise. Neither WSCA nor the Lead State is liable for any costs incurred by the bidder in proposal preparation.

12. PAYMENT. Payment is normally made within thirty (30) days following the date the entire order is delivered or the date a correct invoice is received, whichever is later. After forty-five (45) days the Contractor may assess overdue account charges up to a maximum rate of one (1) percent per month on the outstanding balance. Payments will be remitted by mail. Payments may be made via a Participating State's "Purchasing Card."

13. TAXES. Prices shall be exclusive of state and local taxes, Listed Carrier Surcharges, and federal excise taxes. Where a Participating State is not exempt from state and local taxes, the Contractor shall add such taxes on the billing invoice as a separate entry. Contractor will be responsible to pay all taxes, assessments, fees, premiums, permits, and licenses if such charges are imposed by law on Contractor and not otherwise allowed to be passed through to the subscriber. Notwithstanding that provision, Contractor shall be allowed to bill the Listed Carrier Surcharges as listed in Attachment CC. Contractor may amend its Listed Carrier Surcharges by providing 30 days advance notice of any new Listed Carrier Surcharge. Contractor agrees to be responsible for payment of any government obligations described above that are owed but not paid by its subcontractors during performance of this contract. The Lead State Nevada may set-off against consideration due any delinquent government obligation in accordance with applicable law, including, but not limited to NRS 353C.190. Any Participating Entity, including non-profit organizations and local government agencies, must provide Contractor valid exemption documentation required by state law to avoid paying taxes or Listed Carrier Surcharges. Attached is a list of current surcharges by state and national surcharges (Attachment CC).

14. FINANCIAL OBLIGATIONS OF PARTICIPATING STATES. Financial obligations of Participating States are limited to the orders placed by the departments or other state agencies and institutions having available funds. Unless otherwise provided by state law or in a Participating Addendum, States incur no financial obligations on behalf of political subdivisions that are Participating Entities under this Contract. Unless otherwise specified in the Solicitation, the resulting award(s) will be permissive.

15. ORDER NUMBERS. Contract order and purchase order numbers shall be clearly shown on all acknowledgments, shipping labels, packing slips, invoices, and on all correspondence.

16. REPORTS, WSCA ADMINISTRATIVE FEE. As more fully described in the Solicitation and Response, the Contractor shall submit quarterly reports to the WSCA Contract Administrator showing the quantities and dollar volume of purchases by each Participating Entity. This information will be utilized in computing and verifying the administrative fee payable to WSCA. Contractor shall pay an administrative fee of 1/10th of 1% (one-tenth of one percent) of the total wireless spend to WSCA.

Some participating entities may require that a fee be paid directly to the entity on purchases made by the procuring entity. For all such requests, the fee level, payment method and schedule for such reports and payments shall be incorporated in a Participating Addendum that is made a part of the contract. The Contractor(s) may adjust pricing accordingly for purchases made by procuring within the jurisdiction of the Participating Addendum. Any such price adjustment shall not exceed the dollar value of the additional fee.

All participating entities are deemed to have consented to the release of any required reporting information to WSCA Administration (including information generally deemed Customer Proprietary network Information [CPNI] for purposes of monitoring the contract and calculating the fees that are due and payable to WSCA for administering the contract. Users have a right to decline to release this information, however, they may not purchase under the WSCA contract if they choose to do so.

17. DELIVERY. The prices bid shall be the delivered price to any Buyer. All deliveries shall be F.O.B. destination with all transportation and handling charges paid by the Contractor. Responsibility and liability for loss or damage shall remain with the Contractor until final inspection and acceptance, when responsibility shall pass to the Buyer except as to latent defects, fraud and Contractor's warranty obligations. Any portion of an order to be shipped without transportation charges that is back-ordered shall be shipped without charge.

18. HAZARDOUS CHEMICAL INFORMATION. The Contractor will provide one set of the appropriate material safety data sheet(s) and container label(s) upon delivery of a hazardous material to any Buyer. All safety data sheets and labels will be in accordance with each Participating State's requirements.

19. INSPECTIONS. Goods furnished under this contract shall be subject to inspection and test by the Buyer at times and places determined by the Buyer. If the Buyer finds goods furnished to be incomplete or in non-compliance with bid specifications, the Buyer may reject the goods and require Contractor to correct them without charge. Buyer may offer the opportunity to deliver nonconforming goods at a reduced price which is equitable under the circumstances. If Contractor is unable or refuses to correct such goods within a time deemed reasonable by the Buyer, the Buyer may cancel the order in whole or in part. Nothing in this paragraph shall adversely affect the Buyer's rights including the rights and remedies associated with revocation of acceptance under the Uniform Commercial Code.

20. INSPECTION & AUDIT.

20.1 WSCA's Rights. The inspection and audit provisions of this §20.1 run to the benefit of WSCA, not to Participating Entities.

a. Books and Records. The Contractor will maintain, or supervise the maintenance of all records necessary to properly account for the payments made to the Contractor for costs authorized by this contract. Contractor agrees to keep and maintain under generally accepted accounting principles (GAAP) full, true and complete billing records, contracts, books, and documents as are necessary to fully disclose to WSCA, the State or United States Government, or their authorized representatives, upon audits or reviews, sufficient information to determine compliance with all state and federal regulations and statutes.

b. Inspection & Audit. Contractor agrees that the relevant books, records (written, electronic, computer related or otherwise), including, without limitation, billing records and price plan details related to the work product shall be subject, at any reasonable time, to inspection, examination, review, audit, and copying at any office or location of Contractor where such records may be found, with or without notice by WSCA; the United States Government; the State Auditor or its contracted examiners, the Department of Administration, Budget Division, the Nevada State Attorney General's Office or its Fraud Control Units, the State Legislative Auditor, and with regard to any federal funding, the relevant federal agency, the Comptroller General, the General Accounting Office, the Office of the Inspector General, or any of their authorized representatives. All subcontracts shall reflect requirements of this paragraph.

c. Period of Retention. All books, records, reports, and statements relevant to this contract must be retained a minimum four (4) years after the contract terminates or or until all audits initiated within the four (4) years have been completed, whichever is later, and for five (5) years if Contractor has received notice that any federal funds are used in the contract. The retention period runs from the date of payment for the relevant goods or services by the State, or from the date of termination of the Contract, whichever is later. Retention time shall be extended when Contractor has been notified that an audit is scheduled or is in progress, for a period reasonably necessary to complete an audit and/or to complete any administrative and judicial litigation which may ensue.

20.2 Participating Entities' Rights. Contractor will provide each Participating Entity with reasonable access to Contractor's billing records, invoices, and price plan details related to the corresponding Participating Entity's payments and participation in the Contract.

21. CONTRACT TERMINATION; REMEDIES. Any of the following events shall constitute cause for WSCA to declare Contractor in default of the contract: (1) nonperformance of contractual requirements; and/or (2) a material breach of any term or condition of this contract. WSCA shall issue a written notice of default providing a period in which Contractor shall have an opportunity to cure. Time allowed for cure shall not diminish or eliminate Contractor's liability for liquidated or other damages. If the default remains, after Contractor has been provided the opportunity to cure, WSCA may do one or more of the following: (1) exercise any remedy provided by law; (2). terminate this contract and any related contracts or portions thereof; and/or (3) suspend Contractor from receiving future bid solicitations.

Winding Up Affairs Upon Termination. In the event of termination of this contract for any reason, the parties agree that the provisions of this paragraph survive termination:

i. The parties shall account for and properly present to each other all claims for fees and expenses and pay those which are undisputed and otherwise not subject to set off under this contract. Neither party may withhold performance of winding up provisions solely based on nonpayment of fees or expenses accrued up to the time of termination;

ii. Contractor shall satisfactorily complete work in progress at the agreed rate (or a pro rata basis if necessary) if so requested by WSCA;

iii. Contractor shall execute any documents and take any actions necessary to effectuate an assignment of this contract if so requested by WSCA;

iv. Contractor shall preserve, protect and promptly deliver into WSCA's possession all proprietary information in accordance with paragraph (31).

22. REMEDIES NON-EXCLUSIVE. Except as otherwise provided for by law or this contract, the rights and remedies of the parties shall not be exclusive and are in addition to any other rights and remedies provided by law or equity, including, without limitation, actual damages, and to a prevailing party reasonable attorneys' fees and costs. It is specifically agreed that reasonable attorneys' fees shall include without limitation $125 per hour for attorneys employed by the Lead State. A Participating Entity's right of set-off shall be in accordance with the law of the Participating Entity's state, and the provisions of the applicable Participating Addendum.

23. LIMITED LIABILITY. The Lead State will not waive and intends to assert available NRS chapter 41 liability limitations in all cases. Participating Entities shall have the limitations of liability provided by their respective state's law. Contract liability of Contractor, WSCA , the Lead State, and/or any and all Participating Entities shall not be subject to punitive damages. In no event shall Contractor be liable for inability of users to access 911 or E911 service. In no event shall either Contractor, WSCA, the Lead State and/or any and all Participating Entities be liable for any indirect, special, consequential or incidental damages, however caused, which are incurred by the other party and with arise out of any act or failure to act relating to this agreement, even if such party has been advised of the claim or potential claim or the possibility of such damages, and in no event shall either party be liable to the other party for punitive damages.

24. FORCE MAJEURE. Neither party to this contract shall be deemed to be in violation of this contract if it is prevented from performing any of its obligations hereunder due to strikes, failure of public transportation, civil or military authority, act of public enemy, accidents, fires, explosions, or acts of God, including, without limitation, earthquakes, floods, winds, or storms. In such an event the intervening cause must not be through the fault of the party asserting such an excuse, and the excused party is obligated to promptly perform in accordance with the terms of the contract after the intervening cause ceases. WSCA may terminate this contract after determining such delay or default will reasonably prevent successful performance of the contract.

25. INDEMNIFICATION.

25.1 Contractor's Obligations to WSCA. To the fullest extent permitted by law, Contractor shall indemnify, hold harmless and defend, not excluding the Lead State's right to participate, the Lead State and/or WSCA from and against all liability, claims, actions, damages, losses, and expenses, including, without limitation, reasonable attorneys' fees and costs, arising directly from any alleged negligent or willful acts or omissions of Contractor, its officers, employees and agents under this contract.

25.2 Contractor's Obligations to Participating Entities. The Contractor shall release, protect, indemnify

and hold Participating Entities and their officers, agencies, employees, harmless from and against any damage, cost or liability, including reasonable attorney's fees for any or all injuries to persons, property or claims for money damages arising directly from acts or omissions of the Contractor, his employees or subcontractors or volunteers.

25.3 Exception. Contractor will not be liable for damages that are the result of negligence or willful misconduct by WSCA, the Participating Entities, and/or their respective employees, officers and agencies.

26. INSURANCE SCHEDULE. Unless expressly waived in writing by the Lead State or Participating States, Contractor, as an independent contractor and not an employee of the Lead State or Participating States, must carry policies of insurance in amounts specified in this Insurance Schedule and/or any Insurance Schedule agreed by Contractor and a Participating State via a participating addendum, and pay all taxes and fees incident hereunto. The Lead State and Participating States shall have no liability except as specifically provided in the contract. The Contractor shall not commence work before:

1) Contractor has provided the required evidence of insurance to the Lead State.

The Lead State's approval of any changes to insurance coverage during the course of performance shall constitute an ongoing condition subsequent this contract. Any failure of the Lead State to timely approve shall not constitute a waiver of the condition.

Unless different or additional insurance is required pursuant to the laws of a Participating Entity's state, and the provisions of the applicable Participating addendum, Contractor agrees that the following insurance coverages and policy limits shall also apply to, and operate for the benefit of, each Participating Entity that participates in this Contract pursuant to a Participating Addendum.

Insurance Coverage: The Contractor shall, at the Contractor's sole expense, procure, maintain and keep in force for the duration of the contract the following insurance conforming to the minimum requirements specified below. Unless specifically stated herein or otherwise agreed to by the Lead State, the required insurance shall be in effect prior to the commencement of work by the Contractor and shall continue in force as appropriate until the latter of:

1. Final acceptance by the Lead State of the completion of this contract; or
2. Such time as the insurance is no longer required by the Lead State under the terms of this contract.

Any insurance or self-insurance available to the Lead State shall be excess of and non-contributing with any insurance required from Contractor. Contractor's insurance policies shall apply on a primary basis. Until such time as the insurance is no longer required by the Lead State, Contractor shall provide the Lead State with renewal or replacement evidence of insurance no less than thirty (30) days before the expiration or replacement of the required insurance. If at any time during the period when insurance is required by the contract, an insurer or surety shall fail to comply with the requirements of this contract, as soon as Contractor has knowledge of any such failure, Contractor shall immediately notify the State and immediately replace such insurance or bond with an insurer meeting the requirements.

Workers' Compensation and Employer's Liability Insurance

1) Contractor shall provide proof of worker's compensation insurance.
2) Employer's Liability insurance with a minimum limit of $500,000 each employee per accident for bodily injury by accident or disease.

Commercial General Liability Insurance

1) Minimum Limits required:

$2,000,000.00 General Aggregate
$1,000,000.00 Products & Completed Operations Aggregate
$1,000,000.00 Personal and Advertising Injury
$1,000,000.00 Each Occurrence

2) Coverage shall be on an occurrence basis and shall be at least as broad as ISO 1996 form CG 00 01 (or a substitute form providing equivalent coverage); and shall cover liability arising from premises, operations, independent contractors, completed operations, personal injury, products, civil lawsuits, Title VII actions and liability assumed under an insured contract (including the tort liability of another assumed in a business contract).

General Requirements:

a. Waiver of Subrogation: Each liability insurance policy shall provide for a waiver of subrogation as to additional insureds.

b. Cross-Liability: All required liability policies shall provide cross-liability coverage as would be achieve under the standard ISO separation of insureds clause.

d. Deductibles and Self-Insured Retentions: Insurance maintained by Contractor may contain deductibles or self-insured retentions. Such deductibles or self-insured retentions shall not relieve Contractor from the obligation to pay any loss or claim for which the Contractor is responsible under this Contract. Any deductibles or self-insured retentions must be declared to and approved by the Lead State. Approval of such deductibles or self-insured retentions shall not be unreasonably withheld upon Contractor demonstration of financial capacity to carry said deductibles or self-insured retentions.

e. Policy Cancellation: Except for ten (10) days notice for non-payment of premium, each insurance policy shall be endorsed to state that; without thirty (30) days prior written notice to the Lead State, the policy shall not be canceled. Insurer shall provide advice of cancellation via mail to Certificate Holders.

f. Approved Insurer: Each insurance policy shall be:

1) Issued by insurance companies authorized to do business in the Lead State and Participating States or eligible surplus lines insurers acceptable to the Lead State and Participating States and having agents upon whom service of process may be made, and
2) Currently rated by A.M. Best as "A- VII" or better.

Evidence of Insurance:

Prior to the start of any Work, Contractor must provide the following documents to the Lead State:

1) Certificate of Insurance: The Acord 25 Certificate of Insurance form or a form substantially similar must be submitted to the State to evidence the insurance policies and coverages required of Contractor.

2) Schedule of Underlying Insurance Policies: If Umbrella or Excess policy is evidenced to comply with minimum limits, a copy of the Underlyer Schedule from the Umbrella or Excess insurance policy may be required.

Review and Approval: Documents specified above must be submitted for review and approval by the Lead State prior to the commencement of work by Contractor. Neither approval by the Lead State nor

failure to disapprove the insurance furnished by Contractor shall relieve Contractor of Contractor's full responsibility to provide the insurance required by this contract. Compliance with the insurance requirements of this contract shall not limit the liability of Contractor or its sub-contractors, employees or agents to the Lead State or others, and shall be in addition to and not in lieu of any other remedy available to the Lead State or Participating States under this contract or otherwise. The Lead State reserves the right to request and review a copy of any required insurance policy or endorsement to assure compliance with these requirements.

Mail all insurance documents required by this Contract to the Lead State identified on page one of the Contract. Additional insurance obligations may be imposed in Participating Addenda executed by Contractor and eligible Participating Entities. Any additional or different insurance documents required by a Participating Addendum shall be provided to the Participating Entity.

27. COMPLIANCE WITH LEGAL OBLIGATIONS. Any and all supplies, services and equipment bid and furnished shall comply fully with all applicable Federal and State laws and regulations. Contractor shall procure and maintain for the duration of this contract any state, county, city or federal license, authorization, waiver, permit, qualification or certification required by statute, ordinance, law, or regulation to be held by Contractor to provide the goods or services required by this contract.

28. WAIVER OF BREACH. Failure to declare a breach or the actual waiver of any particular breach of the contract or its material or nonmaterial terms by either party shall not operate as a waiver by such party of any of its rights or remedies as to any other breach.

29. SEVERABILITY. If any provision of this contract is declared by a court to be illegal or in conflict with any law, the validity of the remaining terms and provisions shall not be affected; and the rights and obligations of the parties shall be construed and enforced as if the contract did not contain the particular provision held to be invalid.

30. ASSIGNMENT/DELEGATION. To the extent that any assignment of any right under this contract changes the duty of either party, increases the burden or risk involved, impairs the chances of obtaining the performance of this contract, attempts to operate as a novation, or includes a waiver or abrogation of any defense to payment by WSCA, the Lead State, or a Participating Entity, such offending portion of the assignment shall be void, and shall be a breach of this contract. Contractor shall not assign, sell, transfer, subcontract or sublet rights, or delegate responsibilities under this contract, in whole or in part, without the prior written approval of the WSCA Contract Administrator.

31. OWNERSHIP OF PROPRIETARY INFORMATION. Any reports, histories, studies, tests, manuals, instructions, photographs, negatives, blue prints, plans, maps, data, system designs, computer code (which is intended to be consideration under the contract), or any other documents or drawings, prepared or in the course of preparation by Contractor (or its subcontractors) for WSCA in performance of its obligations under this contract shall be the exclusive property of WSCA and all such materials shall be delivered into WSCA possession by Contractor upon completion, termination, or cancellation of this contract. Contractor shall not use, willingly allow, or cause to have such materials used for any purpose other than performance of Contractor's obligations under this contract without the prior written consent of WSCA. Notwithstanding the foregoing, unless otherwise specifically stated in this Contract, WSCA shall have no proprietary interest in any pre-existing works or materials, or in any materials licensed to WSCA for use that are subject to patent, trademark or copyright protection. All materials required to be delivered to WSCA under this paragraph shall be delivered to the Lead State.

32. PATENTS, COPYRIGHTS, ETC. The Contractor shall release, indemnify and hold WSCA, the Lead State, and Participating States and their officers, agents and employees harmless from liability against third party claims that any of the products or services provided by Contractor under this Contract infringe or violate any copyright, patent, trade name, trademark, trade secret, or other intellectual property rights, including the Contractor's use of any copyrighted or un-copyrighted composition, secret process, patented or unpatented invention, article or appliance furnished or used in the performance of this contract.

33. PUBLIC RECORDS. Pursuant to NRS 239.010, information or documents received from Contractor may be open to public inspection and copying. The State will have the duty to disclose unless a particular record is made confidential by law or a common law balancing of interests. Contractor may label specific parts of an individual document as a "trade secret" or "confidential" in accordance with NRS 333.333, provided that Contractor thereby agrees to indemnify and defend the State for honoring such a designation. The failure to so label any document that is released by the Lead State shall constitute a complete waiver of any and all claims for damages caused by any release of the records. Information or documents provided in connection with a Participating Addendum shall be governed by the public records laws and practices of the Participating State or Participating Entity.

The above provision applies to WSCA and the Lead State only. Information or documents produced or received by a Participating Entity in connection with participation in this Contract shall be subject to the public records laws of the Participating Entity's state, and the provision of the applicable Participating Addendum.

34. CONFIDENTIALITY. Contractor shall keep confidential all information, in whatever form, produced, prepared, observed or received by Contractor to the extent that such information is confidential by law or otherwise required by this contract. Information provided by the Contractor which the Contractor believes to be Customer Proprietary Network Information (CPNI) pursuant to federal law shall be marked by the Contractor as "Confidential – Customer Proprietary Network Information" and shall not be subject to release, notwithstanding the existence of any Public Records or Right to Know law in the state of any Participating Entity under this contract without the prior consent of the public entity to which those records relate, except as otherwise provided by the Federal Communications Act of 1934 as amended. Execution of a Participating Addendum, or making a purchase under this Contract, constitutes consent of the Participating Entity or Buyer for Contractor to disclose to WSCA and the Lead State the information

required in Sections 16 and 20 of this Contract. The intent of the parties hereto is that confidentiality of CPNI shall not be lost as against third parties by reason of any reporting or audit obligations of Contractor under this Contract.

Participating Entities are deemed to have consented to the sharing of CPNI type information with WSCA Administration as a condition of utilizing this contract with its associated pricing. Said information will only be used for purposes of calculating the administrative fees to which the Lead State may be entitled for administering this contract on behalf of WSCA. Where such information is required by any Participating State, which may impose its own administrative fee, such information may also only be used by it for purposes only of calculating the administrative fee to which it may be entitled.

35. NONDISCRIMINATION. Contractor agrees to abide by the provisions of Title VI and Title VII of the Civil Rights Act of 1964 (42 USC 2000e), which prohibit discrimination against any employee or applicant for employment, or any applicant or recipient of services, on the basis of race, religion, color, or national origin; and further agrees to abide by Executive Order No. 11246, as amended, which prohibits discrimination on basis of sex; 45 CFR 90 which prohibits discrimination on the basis of age, and Section 504 of the Rehabilitation Act of 1973, or the Americans with Disabilities Act of 1990 which prohibits discrimination on the basis of disabilities. Contractor further agrees to furnish information and reports to requesting Participating Entities, upon request, for the purpose of determining compliance with these statutes. Contractor agrees to comply with each individual Participating State's certification requirements, if any, as stated in the special terms and conditions. This contract may be canceled if the Contractor fails to comply with the provisions of these laws and regulations. Contractor must include this provision in very subcontract relating to purchases by the States to insure that subcontractors and vendors are bound by this provision.

36. FEDERAL FUNDING. In the event federal funds are used for payment of all or part of this contract:

a. Contractor certifies, by signing this contract, that neither it nor its principals are presently debarred, suspended, proposed for debarment, declared ineligible, or voluntarily excluded from participation in this transaction by any federal department or agency. This certification is made pursuant to the regulations implementing Executive Order 12549, Debarment and Suspension, 28 C.F.R. pt. 67, § 67.510, as published as pt. VII of the May 26, 1988, Federal Register (pp. 19160-19211), and any relevant program-specific regulations. This provision shall be required of every subcontractor receiving any payment in whole or in part from federal funds.

b. Contractor and its subcontractors shall comply with all terms, conditions, and requirements of the Americans with Disabilities Act of 1990 (P.L. 101-136), 42 U.S.C. 12101, as amended, and regulations adopted thereunder contained in 28 C.F.R. 26.101-36.999, inclusive, and any relevant program-specific regulations.

c. Contractor and its subcontractors shall comply with the requirements of the Civil Rights Act of 1964, as amended, the Rehabilitation Act of 1973, P.L. 93-112, as amended, and any relevant program-specific regulations, and shall not discriminate against any employee or offeror for employment because of race, national origin, creed, color, sex, religion, age, disability or handicap condition (including AIDS and AIDS-related conditions.)

37. LOBBYING. The parties agree, whether expressly prohibited by federal law, or otherwise, that no funding associated with this contract will be used for any purpose associated with or related to lobbying or influencing or attempting to lobby or influence for any purpose the following:

a. Any federal, state, county or local agency, legislature, commission, counsel or board;

b. Any federal, state, county or local legislator, commission member, counsel member, board member, or other elected official; or

c. Any officer or employee of any federal, state, county or local agency; legislature, commission, counsel or board.

38. NON-COLLUSION. Contractor certifies that this contract and the underlying bid, have been arrived at independently and have been without collusion with, and without any agreement, understanding or planned common course of action with, any other vendor of materials, supplies, equipment or services described in the invitation to bid, designed to limit independent bidding or competition.

39. WARRANTIES.

a. General Warranty. Contractor warrants that all services, deliverables, and/or work product under this contract shall be completed in a workmanlike manner consistent with standards in the trade, profession, or industry; shall conform to or exceed the specifications set forth in the incorporated attachments; and shall be fit for ordinary use, of good quality, with no material defects.

b. System Compliance. Contractor warrants that any information system application(s) shall not experience abnormally ending and/or invalid and/or incorrect results from the application(s) in the operating and testing of the business of the Lead State or any Participating Entity

40. CONFLICT OF INTEREST. Contractor certifies that it has not offered or given any gift or compensation prohibited by the state laws of the Lead State or any WSCA Participating Entities to any officer or employee of WSCA, the Lead State, or Participating Entities to secure favorable treatment with respect to being awarded this contract.

41. INDEPENDENT CONTRACTOR. Contractor shall be an independent contractor, and as such shall have no authorization, express or implied to bind WSCA, the Lead State, or any Participating Entity to any agreements, settlements, liability or understanding whatsoever, and agrees not to perform any acts as agent for WSCA, the Lead State, or any Participating Entity, except as expressly set forth herein.

42. POLITICAL SUBDIVISION PARTICIPATION. Upon approval by the WSCA Participating State, participation under this contract by the Participating State's political subdivisions (i.e., colleges, school districts, counties, cites, etc.,) shall be voluntarily determined by the political subdivision. Certain Non-Profit Entities may be eligible to purchase under this Contract unless prohibited by State law and upon consent by the Chief Procurement Official of the relevant State. The Contractor agrees to supply the political subdivisions and eligible non-profit entities based upon the same terms, conditions and prices set forth in this Contract and in the applicable Participating Addendum. The Contractor may offer, but is not required to offer, products and services to employees of a Participating Entity on the same terms and conditions that are offered to Participating Entities under this Contract, and such an agreement for products or services entered into with an employee of a Participating Entity may extend beyond the term of this Contract.

43. PROPER AUTHORITY. The parties hereto represent and warrant that the person executing this contract on behalf of each party has full power and authority to enter into this contract. Contractor acknowledges that as required by statute or regulation this contract is effective only after approval by WSCA and only for the period of time specified in the contract. Any services performed by Contractor

before this contract is effective or after it ceases to be effective are performed at the sole risk of Contractor. The Contractor certifies that neither it nor its principals are presently debarred, suspended, proposed for debarment, declared ineligible, or voluntarily excluded from participation in this transaction (contract) by any governmental department or agency.

44. GOVERNING LAW; JURISDICTION.

44.1 **Lead State.** The parties acknowledge and agree that with respect to Contractor and the Lead State and/or WSCA, the rights and obligations of the parties hereto shall be governed and construed in accordance with the laws of the State of Nevada, without giving effect to any principle of conflict-of-law that would require the application of the law of any other jurisdiction. The parties consent to the exclusive jurisdiction of the First Judicial District Court, Carson City, Nevada for enforcement of this Contrat.

44.2 **Participating Entities.** The construction and effect of any Participating Addendum or order against the Contract shall be governed by and construed in accordance with the laws of the corresponding Participating Entity. Venue for any claim, dispute or action concerning an order placed against the Contract or the effect of a Participating Addendum shall be in the Participating Entity's State.

45. SIGNATURES IN COUNTERPART. Contract may be signed in any number of counterparts, each of which shall be an original, but all of which together shall constitute one in the same instrument.

46. ENTIRE CONTRACT AND MODIFICATION. This contract and its integrated attachment(s) constitute the entire agreement of the parties and such are intended as a complete and exclusive statement of the promises, representations, negotiations, discussions, and other agreements that may have been made in connection with the subject matter hereof. Unless an integrated attachment to this contract specifically displays a mutual intent to amend a particular part of this contract, general conflicts in language between any such attachment and this contract shall be construed consistent with the terms of this contract. The terms of this contract shall not be waived, altered, modified, supplemented or amended in any manner whatsoever without prior written approval of the WSCA Contract Administrator. A WSCA Member State or another entity authorized to participate in this contact shall execute with the Contractor a Participating Addendum consistent with this Contract and conforming to the terms of Paragraph 8 herein.

IN WITNESS WHEREOF, the parties hereto have caused this contract to be signed and intend to be legally bound thereby.

Independent Contractor's Signature Todd Loccisano	4/13/2012 Date	Executive Director Enterprise & Government Contracts Independent's Contractor's Title

Greg Smith, Administrator, State of Nevada

APPROVED BY WSCA DIRECTORS

On 4-16-12
(Date)

Approved as to form by:

Deputy Attorney General for Attorney General

On 16 Apr 12
(Date)

Effective 04/07

State of Nevada
Western States Contracting Alliance (WSCA)

Response to Proposal No: 1907

Part II- Cost Proposal for Wireless Voice Service, Wireless Broadband Service, Accessories and Equipment

Band of Service being proposed:
Band 1- Wireless Voice
Band 2- Wireless Broadband
and
Band 3-Accessories and Equipment

Proposal Opening Date: April 4, 2011
Proposal Opening Time: 2:00 PM

One Verizon Way
Basking Ridge, NJ 07920

State of Nevada:Western States Contracting Alliance(WSCA)

Request for Proposals No: 1907
Wireless Voice Services, Wireless Broadband Services, Accessories and Equipment

Table of Contents

- **Tab II-Cost Proposal**
  - **Band 1-Wireless Voice**
    - **Attachment H: Wireless Pricing Spreadsheet**
    - **Verizon Wireless Pricing Sheets**
  - **Band 2-Wireless Broadband Service**
    - **Attachment H: Broadband Pricing Spreadsheet**
    - **Verizon Wireless Pricing Sheets**
  - **Band 3-Accessories and Equipment**
    - **Attachment H: Accessories and Equipment Pricing Spreadsheet**
    - **Verizon Wireless Equipment Pricing Matrix**
- **Tab III-Attachment B2- Cost Proposal Certification of Compliance**

Pricing Sheet RFP 1907

Vendor Name and Contact:Verizon Wireless/RJ Fenolio

General Information
Enter all information directly into the relevant Excel spreadsheet cells. Enter numbers on form in “number” (two-place decimal), not “currency” or other format unless otherwise stated. Omit dollar signs, commas, and any other non-essential symbols. (e.g., $11.90 should be entered as 11.90) Prices must be in US Dollars. Enter “0” if there is no charge. **Cells left blank will be interpreted as “no offer**.” **A "No Offer" bid may disqualify the vendor from that category.**

Usage Summary -- Voice Service
The following is an estimate of the total number of subscribers within participating states in the Western States Contracting Alliance. The number represents the total number of line subscribers accross all WSCA states and from all current suppliers. California's total number of lines were removed from this estimate as they have submitted a RFP for Cellular service last year.

Estimated number of subscribers:	**1,718,154**

Quote all charges fees and discounts for the listed plan. **The list price is the publicly available/reference-able price on the proposal submission date**. The monthly access fee must include the Base Requirements and include all basic features. Plans. **"Prepay" plans do not qualify as consumption-based plans, as the State cannot pay in advance for services not yet rendered.**

Vendors may provide additional services as options. These must be noted as "additional services" on a separate sheet. Please identify how these options will tie into "Basic" or "Advanced Plan" discounts. For SMS and Broadband that is inclusive of the wireless services (i.e., smart phones), state the additional charge (if any) for those features in the cell, then describe the addtional charge on a seperate sheet for clarification. For example, adding broadband may reduce the monthly charge on the original plan but then add a fee for the broadband. For the original plan, under broadband please write "NA" and then under the combo plan list the monthly charge, the charge for broadband, then explain those two charges together make up the total monthly charge and state the units (unlimited, 1500 messages, 1000 mb, etc.). Broadband services that are a "standalone", and not "bundled" as part of a wireless service offering must be submitted on the Broadband Pricing Sheet.

Vendors must define peak times and set identical peak times for all plans.

Basic Equipment Package & Equipment Discounts

Equipment	**All Basic Plans Provide for:**	Basic Equipment- at no charge for all plans: (Handset, AC Power Adapter/Charger, Compatible Handsfree Accessories)	**List discount for equipment purchased not included in Basic Plans. Discount shall be off of list price and not to exceed general public pricing.**
			Discount is based on a tier level of 15,000 lines or more. This is our highest equipment discount tier. Please see equipment matrix.
Discount shall be applied to the prevailing market pricing which includes all solicitations, promotions or contractual offerings.			

Pricing Sheet RFP 1907 Vendor Name and Contact:Verizon Wireless/RJ Fenolio

Information contained in this document is provided for review purposes only. In the event of any ambiguities or inconsistencies between the information in this chart and the WSCA Pricing Sheets, The Pricing Sheets shall prevail.

Option 1: Fixed Price Plans (no discount)

Shared-Minute Basic Plan shall include the following Features:	In the Additional Line column indicate the cost for each additional phone sharing minutes on the plan. Additionally indicate the maximum number of phones that can be shared on each plan.								
Minimum Minutes included in plan as requested		Price	Included Minutes	Additional Line	Roaming Charges	Overage Fees	Broadband	SMS Text	Rollover Minutes Available
Free local calls and Natl. long distance calling for all Peak time minutes included in plan	Basic rate plan for indiviual or shared minutes	23.68	100.00	15.99	0.00	0.25	NA	100.00	No
Unlimited off-peak minutes(9:01pm-5:59am)		26.94	200.00	15.99	0.00	0.25	NA	100.00	No
Free On-network roaming		29.61	400.00	15.99	0.00	0.25	NA	100.00	No
Free Mobile-to-Mobile Minutes for calls placed to and from subscribers of the supplier		42.44	600.00	15.99	0.00	0.25	NA	100.00	No
SMS Text Messaging		54.29	1000.00	15.99	0.00	0.25	NA	100.00	No

Shared-Minute Advanced Plan must include all features in the Basic Plans plus the following:		Price	Included Minutes	Additional Line	Roaming Charges	Overage Fees	Broadband	SMS Text	Rollover Minutes Available
Data enabled devices with unlimited Data usage	Advanced rate plan for indiviual or shared minutes	49.61	400.00	35.99	0.00	0.25	10.00	Unlimited	No
Walkie-Talkie		62.44	600.00	35.99	0.00	0.25	10.00	Unlimited	No
SMS Text messaging unlimited		74.29	1000.00	35.99	0.00	0.25	10.00	Unlimited	No

Option 2: Discount Off Existing Plans

Shared-Minute Basic Plan shall include the following Features:										
Minimum Minutes included in plan as requested		List Price	Included Minutes	Discount	Net Pricing	Roaming Charges	Broadband	SMS Text	Overage Fees	Rollover Minutes Available
Free local calls and Natl. long distance calling for all Peak time minutes included in plan	Basic Plan	44.99	450.00	23.00	34.64	0.00	NA	100.00	0.25	No
Unlimited off-peak minutes(9:01pm-5:59am)		64.99	900.00	23.00	50.04	0.00	NA	100.00	0.25	No
Free On-network roaming		84.99	1350.00	23.00	65.44	0.00	NA	100.00	0.25	No
Free Mobile-to-Mobile Minutes for calls placed to and from subscribers of the supplier		104.99	2000.00	23.00	80.84	0.00	NA	100.00	0.25	No
SMS Text Messaging		154.99	4000.00	23.00	119.34	0.00	NA	100.00	0.25	No

Shared-Minute Advanced Plan and Individual-Minute Plans must include all features in the Basic Plans plus the following:		List Price	Included Minutes	Discount	Net Pricing	Roaming Charges	Broadband	SMS Text	Overage Fees	Rollover Minutes Available
Data enabled devices with unlimited Data usage-included	Advanced Plan	104.99	450.00	23.00	80.84	0.00	10.00	Unlimited	0.25	No
Walkie-Talkie		124.99	900.00	23.00	96.24	0.00	10.00	Unlimited	0.25	No
SMS Text messaging unlimited- included		134.99	1350.00	23.00	103.94	0.00	10.00	Unlimited	0.25	No
		154.99	2000.00	23.00	119.34	0.00	10.00	Unlimited	0.25	No
		194.99	4000.00	23.00	150.14	0.00	10.00	Unlimited	0.25	No

Verizon Wireless Pricing and Equipment Proposal

Definitions:

Customer: The Participating Entity ("Entity" or "Customer") is the customer of record, having entered into the agreement between Verizon Wireless and the Entity**.**

Government Subscriber: An employee of Customer utilizing Wireless Service whose account is set up in Customer's name and for which Customer bears payment responsibility.

Equipment: Wireless telephones, data devices and similar devices and ancillary accessories used in conjunction with Wireless Service.

Line: An individual Government Subscriber's line of Wireless Service, whether such line utilizes voice service, data service or both. Each Line is associated with a single mobile telephone number ("MTN").

Wireless Service: Each and every radio service provided directly or indirectly by Verizon Wireless.

Eligible Calling Plan: Any generally available Verizon Wireless voice and/or data calling plan with a monthly access fee of $34.99 or higher that does not prohibit discounts.

Eligible Data Feature: Any generally available Verizon Wireless data feature with a monthly access fee of $24.99 or higher, added to an Eligible Calling Plan, that does not prohibit discounts.

Accessory Discount: Government Subscribers are eligible to receive a 25% discount from the non-discounted, retail price of qualifying accessories if Customer maintains a minimum of five (5) Government Subscribers.

Monthly Access Fee Discount on Eligible Calling Plans and Eligible Data Features (Government Liable)
23%

Verizon Wireless offers this pricing utilizing the terms and conditions of the Western States Contracting Alliance (WSCA) Master Service Contract, Addenda and Attachments can be found on AboutWSCA.Org site for your consideration and review.

Verizon Wireless Pricing Sheet
Western States Contracting Alliance (WSCA) Contract for Services

WSCA Nationwide 100 Share Plan for Government
Unlimited National Mobile to Mobile and Night & Weekend Calling Minutes

The calling plan detailed below reflects the monthly access fee discount. No additional discounts apply.

Standard Monthly Access Fee	**$23.68**
Shared Anytime Allowance Minutes	**100**
Overage Rate	**$0.25/per minute**
Domestic Long Distance & RoamingnRate†	**Included**
Data Sent or Received*	**$1.99/ MB**
Unlimited Push-to-Talk	**$2.00**
100 Mobile to Mobile Messages (Text, Picture and Video)	**Included**
Add-a-line	**$15.99**

Notes: †Mobile Web 2.0 pages may include Verizon Wireless and third party advertising. Unless the line subscribes to a V CAST VPack, V CAST Mobile TV Select Package, or a Nationwide Premium Calling Plan, megabytes sent or received (including advertising) will be aggregated each month, rounded up to the next full megabyte, and billed at $1.99/ MB. *Data sent or received using Mobile Web (including advertising), *Get it Now*, and other applications will be aggregated at the end of each month, rounded up to the nearest whole megabyte, and billed at $1.99 per megabyte.

Nationwide for Business Basic Share Calling Plan
Unlimited National Mobile to Mobile and Night & Weekend Calling Minutes

The calling plan detailed below reflects the monthly access fee discount. No additional discounts apply.

Monthly Access Fee	**$26.94**
Shared Minute Allowance	**200**
Overage Rate	**$0.25 per minute**
Domestic Long Distance & Roaming	**Included**
Data Sent or Received*	**$1.99/ MB**
Unlimited Push-to-Talk	**$2.00**
100 Mobile to Mobile Messages (Text, Picture and Video)	**Included**
Add-a-line	**$15.99**

Notes: Unless the line subscribes to a V CAST VPack, V CAST Mobile TV Select Package, or a Nationwide Premium Calling Plan, megabytes sent or received (including advertising) will be aggregated each month, rounded up to the next full megabyte, and billed at $1.99/ MB. The same billing account is required for all subscribers on a share option calling plan.

Verizon Wireless offers this pricing utilizing the terms and conditions of the Western States Contracting Alliance (WSCA) Master Service Contract, Addenda and Attachments can be found on AboutWSCA.Org site for your consideration and review.

Nationwide for Government Calling Plans

Unlimited National Mobile to Mobile and Night & Weekend Calling Minutes
No Domestic Roaming or Long Distance Charges

Monthly Anytime Voice Minutes	***Monthly Access Fee Non-Shared Minutes***	***Monthly Access Fee Shared Minutes***	Friends & Family (Up to 10 numbers)	Per-Minute Rate After Allowance
	The calling plan detailed below reflects the monthly access fee discount. No additional discounts apply.			
400	$27.63	$29.61	Not Included	$0.25
600	$40.47	$42.44	Included*	
1000	$52.31	$54.29		
Data Sent or Received**	$1.99/ MB			
Unlimited Push-to-Talk	$2.00			
100 Mobile to Mobile Messages (Text, Picture and Video)	Included			
Unlimited Mobile to Mobile Messages (Domestic) (Text, Picture and Video)	$12 additional monthly access per line			
Add-a-line	$15.99			

Notes: *Friends & Family eligibility varies on selected calling plan. **Data sent or received using Mobile Web (including advertising), *Get it Now*, and other applications will be aggregated at the end of each month, rounded up to the nearest whole megabyte, and billed at $1.99 per megabyte.

Nationwide Calling Plans

Unlimited National Mobile to Mobile Calling Minutes
No Domestic Roaming or Long Distance Charges

Unlimited Night & Weekend Minutes
Mobile Web 2.0†

Monthly Anytime Voice Minutes	***Talk***	***Talk & Text***	Friends & Family (Up to 10 numbers)	Per-Minute Rate After Allowance
	The calling plan detailed below reflects the monthly access fee discount. No additional discounts apply.			
450	$30.79	$46.19	Not Included	$0.45
900	$46.19	$61.59	Included*	$0.40
Unlimited	$53.89	$69.29		N/A
Data Sent or Received**	$1.99/ MB or per data package			
Unlimited Push-to-Talk	$2.00			
100 txt, pix and flix	Included			

Notes: †Mobile Web 2.0 pages may include Verizon Wireless and third party advertising. Unless the line subscribes to a V CAST VPack, V CAST Mobile TV Select Package, or a Nationwide Premium Calling Plan, megabytes sent or received (including advertising) will be aggregated each month, rounded up to the next full megabyte, and billed at $1.99/ MB. *Friends & Family eligibility varies on selected calling plan. **Data sent or received using Mobile Web (including advertising), *Get it Now*, and other applications will be aggregated at the end of each month, rounded up to the nearest whole megabyte, and billed at $1.99 per megabyte.

Verizon Wireless offers this pricing utilizing the terms and conditions of the Western States Contracting Alliance (WSCA) Master Service Contract, Addenda and Attachments can be found on AboutWSCA.Org site for your consideration and review.

Nationwide for Business Calling Plans

Unlimited National Mobile to Mobile Calling Minutes
No Domestic Roaming or Long Distance Charges

Unlimited Night & Weekend Minutes
Mobile Web 2.0†

Monthly Anytime Voice Minutes	*Talk*	*Talk & Text*	Friends & Family (Up to 10 numbers)	Per-Minute Rate After Allowance
	The calling plan detailed below reflects the monthly access fee discount. No additional discounts apply.			
450	$30.79	$46.19	Included w/ Share*	$0.25
900	$46.19	$61.59	Included*	
1350	$61.59	$76.99		
2000	$76.99	$92.39		
4000	$115.49	$130.89		
6000	$153.99	$169.39		
Share Option	$3.85 additional monthly access per line			
Unlimited Push-to-Talk	$2.00			
100 txt, pix and flix	Included			
Data Sent or Received**	$1.99/ MB			

Notes: †Mobile Web 2.0 pages may include Verizon Wireless and third party advertising. Unless the line subscribes to a V CAST VPack, V CAST Mobile TV Select Package, or a Nationwide Premium Calling Plan, megabytes sent or received (including advertising) will be aggregated each month, rounded up to the next full megabyte, and billed at $1.99/ MB. *Friends & Family eligibility varies on selected calling plan. **Data sent or received using Mobile Web (including advertising), *Get it Now*, and other applications will be aggregated at the end of each month, rounded up to the nearest whole megabyte, and billed at $1.99 per megabyte.

Nationwide Small Business SharePlans

Unlimited National Mobile to Mobile Calling Minutes
No Domestic Roaming or Long Distance Charges

Unlimited Night & Weekend Minutes
Mobile Web 2.0†

Shared Monthly Anytime Voice Minutes	*Talk*	*Talk & Text*	Maximum # of Lines	Per-Minute Rate After Allowance	Friends & Family (Up to 10 numbers)
	The calling plan detailed below reflects the monthly access fee discount. No additional discounts apply.				
700	$53.89	$76.99	5	$0.45	Not Included
1400	$69.29	$92.39	5	$0.40	Included*
2000	$76.99	$100.09	5	$0.35	
3000	$115.49	$138.59	5	$0.25	
4000	$153.99	$177.86	8	$0.25	
6000	$211.74	$235.61	10	$0.25	
7500	$327.24	$351.11	15	$0.25	
10000	$419.64	$443.51	20	$0.25	
15000	$619.84	$643.71	30	$0.25	
20000	$835.44	$859.31	40	$0.25	
30000	$1239.69	$1263.56	50	$0.25	
Add a Line**	$9.99	$15.99			
Data Sent or Received***	$1.99/ MB				
Unlimited Push-to-Talk	$2.00				
100 txt, pix and flix	Included				

Notes: Only primary lines are eligible for monthly access fee discounts. These plans are not eligible for discounts on month to month activations. Monthly Access Fees are for two lines of service. If the maximum number of lines associated with the Shared Monthly Anytime Minutes tier is exceeded, Customer will automatically be migrated to the lowest Shared Monthly Anytime Minutes tier that supports their number of lines. †Mobile Web 2.0 pages may include Verizon Wireless and third party advertising. *Friends & Family eligibility varies on selected calling plan. **All additional lines on a Select Plan with a Shared Monthly Anytime Minute allowance for 3,000 minutes or less are $9.99 each, for 4,000 minutes or more adding a line is $15.99 each. ***Data sent or received using Mobile Web (including advertising), *Get it Now*, and other applications will be aggregated at the end of each month, rounded up to the nearest whole megabyte, and billed at $1.99 per megabyte.

Verizon Wireless offers this pricing utilizing the terms and conditions of the Western States Contracting Alliance (WSCA) Master Service Contract, Addenda and Attachments can be found on AboutWSCA.Org site for your consideration and review.

WSCA Local Flat Rate Calling Plan

The WSCA Local Flat Rate Calling Plan is NOT eligible for monthly access fee discounts and promotions
For Government Liable Government WSCA Subscribers Only

Monthly Access Fee	$8.99
Anytime Minutes	0
Per Minute Rate	$0.10
Domestic Long Distance	$0.20 per minute
Domestic Roaming	$0.69
Data Sent or Received*	$1.99/ MB
1000 Night & Weekend Minutes OR 1000 IN Calling Minutes	$5.00 additional monthly access fee per line

Nationwide Flat Rate Calling Plans

The Nationwide Flat Rate Calling Plans are NOT eligible for monthly access fee discounts and promotions

No Domestic Roaming or Long Distance Charges	Mobile Web 2.0†
Monthly Anytime Voice Minutes	$14.99
Anytime Minutes	0
Per Minute Rate	$0.25
Data Sent or Received*	$1.99/ MB

Notes: †Mobile Web 2.0 pages may include Verizon Wireless and third party advertising. Unless the line subscribes to a V CAST VPack, V CAST Mobile TV Select Package, or a Nationwide Premium Calling Plan, megabytes sent or received (including advertising) will be aggregated each month, rounded up to the next full megabyte, and billed at $1.99/ MB. *Data sent or received using Mobile Web (including advertising), *Get it Now*, and other applications will be aggregated at the end of each month, rounded up to the nearest whole megabyte, and billed at $1.99 per megabyte.

WSCA Push to Talk only Calling Plan

The WSCA Push to Talk Only Calling Plan is NOT eligible for monthly access fee discounts and promotions
For Government Liable Government WSCA Subcribers Only

Monthly Access Fee	$18.99
Home Airtime Minutes*	0
Share Option	Included
One to One Push to Talk	Unlimited

Notes: Push to Talk terms and conditions apply. *Subscribers to the Push to Talk Unlimited Calling Plan cannot place or receive regular cellular wireless calls other than to 611 and 911. (These calls may be placed anywhere in the Nationwide Rate and Coverage Area). Push to Talk calls may only be made with other Verizon Wireless Push to Talk subscribers, and only from the National Enhanced Services Rate and Coverage Areas. For optimal Push to Talk performance, all callers on a Push to Talk session must have an EV-DO Rev. A capable device and be receiving EV-DO service. A Push to Talk call is terminated by pressing END or will automatically time out after ten (10) seconds of inactivity. You cannot prevent others who have your wireless phone number from entering you into their Push to Talk contact list. Only one person can speak at a time during Push to Talk calls. When using your phone keypad to make a Push to Talk call, you must enter the ten-digit phone number of the called party. Presence information may not be available for all Push to Talk contacts. The timeliness of presence information may be impacted by the network registration status of a Push to Talk contact. Your Push to Talk service cannot be used for any applications that tether your phone to computers or other devices for any purpose. Push to Talk-capable phone and feature required. Push to Talk subscribers cannot use Push to Talk or other data products and services (i.e. Picture Messaging, Mobile Web, Get It Now, Mobile Broadband Connect, etc) while roaming on other carriers' networks at this time.

Telemetry Data Pricing for 1x & EVDO

Plan Description	Monthly Access Fee	Data Allowance	Data Overage
	The calling plan detailed below reflects the monthly access fee discount. No additional discounts apply.		
Telemetry 1 MB share	$5.00	1 MB	$0.0050
Telemetry 5 MB share	$7.00	5 MB	
Telemetry 25 MB share	$10.00	25 MB	
Telemetry 50 MB share	$15.00	50 MB	
Telemetry 250MB (non-share)	$25.00	250MB	
Telemetry 5GB (non-share)	$50.00	5GB	
Share Option	Available on the 250 MB and 5GB plans for an additional $10.00 per line		

Verizon Wireless offers this pricing utilizing the terms and conditions of the Western States Contracting Alliance (WSCA) Master Service Contract, Addenda and Attachments can be found on AboutWSCA.Org site for your consideration and review.

Notes: A minimum of five (5) Government liability devices in service required. Telemetry plans are intended for data transmissions and for primary use within the Verizon Wireless Mobile Broadband and NationalAccess Coverage Areas. Current coverage details can be found at www.verizonwireless.com. Only the 1MB through 50MB plans can share together. Only the 250MB plan and 5GB plan may share together.

Share option available for an additional

Nationwide Email for Government Calling Plans

Unlimited National Mobile to Mobile Calling Minutes
No Domestic Roaming or Long Distance Charges
Unlimited Data Allowance for email

Unlimited Night & Weekend Minutes
Unlimited Domestic Text Messaging

Monthly Anytime Voice Minutes	***Monthly Access Fee Non-Shared Minutes***	***Monthly Access Fee Shared Minutes***	Friends & Family (Up to 10 numbers)	Per-Minute Rate After Allowance
	The calling plan detailed below reflects the monthly access fee discount. No additional discounts apply.			
400	$47.63	$49.61	Included*	$0.25
600	$60.47	$62.44		
1000	$72.31	$74.29		
National Access Roaming	$0.002 per kilobyte			
Data Sent or Received**	$1.99/ MB			
Global Email Plan	$16 additional monthly access per line			
Tethering	$10 additional monthly access per line			
Add-a-line	$35.99			

Notes: *Friends & Family eligibility varies on selected calling plan. **Data sent or received using Mobile Web (including advertising), *Get it Now*, and other applications will be aggregated at the end of each month, rounded up to the nearest whole megabyte, and billed at $1.99 per megabyte.

Nationwide Email for Business Calling Plans

Unlimited National Mobile to Mobile Calling Minutes
No Domestic Roaming or Long Distance Charges

Unlimited Data Allowance for email
Unlimited Night & Weekend Minutes

Monthly Anytime Voice Minutes	***Email Plan*** ✓ Voice and email	***Email & Messaging Plan*** ✓ Voice, email, and messaging unlimited text, picture and video messaging	Friends & Family (Up to 10 numbers)	Per-Minute Rate After Allowance
	The calling plan detailed below reflects the monthly access fee discount. No additional discounts apply.			
450	$61.59	$76.99	Included w/ Share*	$0.25
900	$76.99	$92.39	Included*	
1350	$84.69	$100.09		
2000	$100.09	$115.49		
4000	$130.89	$146.29		
6000	$169.39	$184.79		
Share Option	$3.85 additional monthly access per line			

Notes: *Friends & Family eligibility varies on selected calling plan.

BlackBerry/PDA Calling Plans for Government Subscribers

The calling plan detailed below reflects the monthly access fee discount. No additional discounts apply.

Includes Wireless Sync or BlackBerry Solution compatible with Microsoft Outlook, Lotus Notes, POP3, and IMAP email accounts. .

Discounted Monthly Access Fee	$35.99
Domestic MB Allowance	Unlimited
Home Airtime/Min. Rate	$0.12
IN-Calling	Unlimited
Domestic Text Messages	Unlimited
Domestic Long Distance[1]	Included
Overage Rate Per KB	n/a

Verizon Wireless offers this pricing utilizing the terms and conditions of the Western States Contracting Alliance (WSCA) Master Service Contract, Addenda and Attachments can be found on AboutWSCA.Org site for your consideration and review.

National-Access Roaming	**$0.002 per Kilobyte**
Global Email Unlimited MB Allowance	**$16.00 (monthly access per subscriber in addition to standard monthly access fee)**

Notes: Subject to the NationalAccess/BroadbandAccess terms and conditions; additional terms and conditions apply to Unlimited, Megabyte (MB), PDA and BlackBerry Plans. BroadbandAccess is available only in specific markets; please see www.verizonwireless.com for current availability. NationalAccess is available in the National Enhanced Services rate and coverage area; see map for details. †Roaming, toll, and long distance charges may apply when making and receiving calls outside of the NationalAccess home airtime rate and coverage area and in CDMA countries, see International Roaming terms and conditions. Per minute roaming applies to Voice calls and Quick 2 Net. †Domestic long distance is included when placing calls in the America's Choice home airtime rate and coverage area. †††Long distance charges will apply when making or receiving calls outside the United States.

BlackBerry/PDA Calling Plans for Government Subscribers

The calling plan detailed below reflects the monthly access fee discount. No additional discounts apply.

Includes Wireless Sync or BlackBerry Solution compatible with Microsoft Outlook, Lotus Notes, POP3, and IMAP email accounts. .

Discounted Monthly Access Fee	**$35.99**
Domestic MB Allowance	**Unlimited**
Home Airtime/Min. Rate	**$0.25**
IN-Calling	**Unlimited**
Domestic Text Messages	**Unlimited**
Domestic Long Distance[1]	**Included**
Overage Rate Per KB	**n/a**
National-Access Roaming	**$0.002 per Kilobyte**
Share Option	**Included**

Notes: Subject to the NationalAccess/BroadbandAccess terms and conditions; additional terms and conditions apply to Unlimited, Megabyte (MB), PDA and BlackBerry Plans. BroadbandAccess is available only in specific markets; please see www.verizonwireless.com for current availability. NationalAccess is available in the National Enhanced Services rate and coverage area; see map for details. †Roaming, toll, and long distance charges may apply when making and receiving calls outside of the NationalAccess home airtime rate and coverage area and in CDMA countries, see International Roaming terms and conditions. Per minute roaming applies to Voice calls and Quick 2 Net. †Domestic long distance is included when placing calls in the America's Choice home airtime rate and coverage area. †††Long distance charges will apply when making or receiving calls outside the United States.

Data Packages

Data for Simple Feature & 3G Multimedia Phones

Monthly Access Per Line	Data Allowance	Per-MB Overage Rate
N/A For Simple Feature Phones only*	**Pay per use**	**$1.99**
$9.99	**25 MB**	**$0.20 after allowance**
$23.99	**Unlimited**	**N/A**

Data for all 3G Smartphones

Data Feature or Plan	Monthly Access Per Line	Data Allowance
Personal Email Feature†	**$23.99**	**Unlimited**
Personal Email Plan (Government Subscribers only)	**$40.99**	**Unlimited**
Personal & Business Email Feature†**	**$35.99**	**Unlimited**
Personal & Business Email Plan (Government Subscribers only)	**$40.99**	**Unlimited**

Notes: *Mobile Email is included with the $9.99 & $29.99 solutions for Simple Feature & 3G Multimedia phones and is an additional $5.00 per month for simple phones on the Pay per use data pricing. **A Business & Personal Email application by Remoba may be added to Simple Feature & 3G Multimedia Phones for $9.99 per month. Mobile Web 2.0 pages may include Verizon Wireless and third party advertising Megabytes sent or received (including advertising) will be aggregated each month, rounded up to the next full megabyte, and billed at $1.99/ MB. *Data sent or received using Mobile Web (including advertising), *Get it Now*, and other applications will be aggregated at the end of each month, rounded up to the nearest whole megabyte, and billed at $1.99 per megabyte. NationalAccess Roaming will be charged at $0.002 per KB (Canada) and $0.005 per KB (Mexico). †Optional Features may only be added onto an eligible calling plan with a monthly access fee of $34.99 or higher.

Personal Email: Includes BlackBerry internet service compatible with POP3, and IMAP email accounts only. The Personal Email Plan and feature are eligible for monthly access fee discounts and promotions, when available.

Personal Email Plan (Government Subscribers only): If the voice block feature is removed, Subscribers will be charged $0.25 per minute for voice calls, IS-95 and other non-NationalAccess data usage in the United States.

Personal & Business Email: Includes Wireless sync or BlackBerry Solution with Microsoft Outlook, Lotus Notes, POP3 and IMAP email accounts. Personal & Business Email Features are eligible for monthly access fee discounts and promotions, when available.

Personal & Business Email Plan (Government Subscribers only): If the voice block feature is removed, Subscribers will be charged $0.25 per minute for voice calls, IS-95 and other non-NationalAccess data usage in the United States.

Verizon Wireless offers this pricing utilizing the terms and conditions of the Western States Contracting Alliance (WSCA) Master Service Contract, Addenda and Attachments can be found on AboutWSCA.Org site for your consideration and review.

Mobile Broadband Data Plans and Features

The calling plans and features detailed below reflect the monthly access fee discount. No additional discounts apply.

	Mobile Broadband*		Mobile Broadband Connect Features
	With a PC Card or USB Modem, or notetebook with Mobile Broadband Built-In **Monthly Flat Rate Access**		With a Mobile Broadband Connect – capable handset
Monthly Access Fee	**$30.79**	**$39.99**	**$24.00**
Monthly Allowance	**250 MB**	**Unlimited**	**Unlimited**
Overage Rate Per MB	**$0.10**	**N/A**	**N/A**
NationalAccess Roaming	**$0.002/per KB (Canada) $0.005/ per KB (Mexico)**		
Domestic Long Distance	**Included**		

Notes: *Monthly Access Fee discounts on these Plans are available for Government Subscribers only. Mobile Broadband Connect is currently available on select voice and data devices, and provides Mobile Broadband/NationalAccess service utilizing the device as a modem. A mobile office kit, VZAccess Manager Software, a cable for tethering and/ or a software update may be required. Bluetooth® is not supported with Mobile Broadband Connect. †With Nationwide Email Plan or Unlimited Email Feature added to an eligible calling plan. †† With unlimited Email plan or Web and Email for BlackBerry plan or feature. †††With any qualifying voice calling plan. Verizon Wireless reserves the right to limit throughput should 5GB of usage be exceeded in any given month.

Verizon Wireless offers this pricing utilizing the terms and conditions of the Western States Contracting Alliance (WSCA) Master Service Contract, Addenda and Attachments can be found on AboutWSCA.Org site for your consideration and review.

4G Mobile Broadband Plans
for Internet browsing, email, or intranet access

The 4G Mobile Broadband Plans detailed below reflect the monthly access fee discount. No additional discounts apply.

	4G Mobile Broadband	
Monthly Access Fee	$38.50	$61.60
MB Allowance	5GB	10GB
Overage Rate	$10.00 per GB	

Notes: 4G and 3G Mobile Broadband coverage details can be found at www.verizonwireless.com. 4G service requires 4G equipment and 4G coverage. Typical 4G speeds: 5 to 12 Mbps download, 2 to 5 Mbps upload. When traveling in the 3G Coverage Area, you can expect download speeds of 600 Kbps to 1.4 Mbps and upload speeds of 500 to 800 Kbps. When traveling in the Extended 3G Coverage Area, you can expect download speeds of 400 to 700 Kbps and upload speeds of 60 to 80 Kbps. Outside the Mobile Broadband Rate and Coverage Area, the NationalAccess network allows connections at typical speeds of 60 to 80 Kbps. See the Calling Plan and Feature Details in the Agreement or contact your Verizon Wireless sales rep for important information about calling plans, features and options. * Monthly Access Fee discounts on these Plans are available for Corporate/Government Subscribers only.

Verizon Wireless offers this pricing utilizing the terms and conditions of the Western States Contracting Alliance (WSCA) Master Service Contract, Addenda and Attachments can be found on AboutWSCA.Org site for your consideration and review.

Nationwide Global Email for Government Calling Plans

Unlimited National Mobile to Mobile Calling Minutes
No Domestic Roaming or Long Distance Charges
Unlimited Data Allowance for Email
Unlimited Night & Weekend Minutes
Unlimited Domestic Text Messaging
Unlimited Global Email

Monthly Anytime Minutes	***Monthly Access Fee Non-Shared Minutes***	***Monthly Access Fee Shared Minutes***	Friends & Family (Up to 10 numbers)	Per-Minute Rate After Allowance
	The calling plan detailed below reflects the monthly access fee discount. No additional discounts apply.			
400	**$64.79**	**$66.66**	**Included***	**$0.25**
600	**$76.99**	**$78.87**		
1000	**$88.26**	**$90.14**		
National Access Roaming	**$0.002 per Kilobyte**			
Data Sent or Received	**$1.99/ MB**			
Unlimited Push-to-Talk	**$2.00**			

Notes: Current coverage details can be found at www.verizonwireless.com. The Unlimited Data allowance applies in the United States, Canada, Mexico, and the rest of the world where coverage is available. See attached Calling Plan and Feature Details for important information about calling plans, features and options. These plans are not eligible for discounts on month to month activations. *Friends & Family eligibility varies on selected calling plan.

Nationwide GlobalEmail for Business Calling Plans

Unlimited National Mobile to Mobile Calling Minutes
No Domestic Roaming or Long Distance Charges
Unlimited Data Allowance for email
Unlimited Night & Weekend Minutes

Monthly Anytime Voice Minutes	***GlobalEmail Plan*** Voice and email	***GlobalEmail & Messaging Plan*** Voice, email and, messaging ✓ Unlimited Text, Picture and Video Messaging	Friends & Family (Up to 10 numbers)	Per-Minute Rate After Allowance
	The calling plan detailed below reflects the monthly access fee discount. No additional discounts apply.			
450	**$76.92**	**$92.39**	**Included w/ Share***	**$0.25**
900	**$92.39**	**$107.79**	**Included***	
1350	**$100.09**	**$115.49**		
2000	**$115.49**	**$130.89**		
4000	**$146.29**	**$161.69**		
Share Option	**$3.85 additional monthly access per line**			
Unlimited Push-to-Talk	**$2.00**			
100 Mobile to Mobile Messages (Text, Picture and Video)	**Included**			
International Calling	**GlobalPhone rates apply for calls made while traveling internationally. See the Calling Plan and Feature details section. International long distance calling rates from the United States vary by destination.**			

Notes: *Friends & Family eligibility varies on selected calling plan.

Notes: Current coverage details can be found at www.verizonwireless.com. The Unlimited Data allowance applies in the United States, Canada, Mexico, and the rest of the world where coverage is available. See attached Calling Plan and Feature Details for important information about calling plans, features and options. These plans are not eligible for discounts on month to month activations. *Friends & Family eligibility varies on selected calling plan.

Verizon Wireless offers this pricing utilizing the terms and conditions of the Western States Contracting Alliance (WSCA) Master Service Contract, Addenda and Attachments can be found on AboutWSCA.Org site for your consideration and review.

GlobalEmail Data Plan and Feature Global smartphones or Global BlackBerry Includes Wireless Sync or BlackBerry Solution compatible with Microsoft Outlook, Lotus Notes, POP3, and IMAP email accounts.				
	As a feature added to an eligible Nationwide Email Plan†	As a feature added to an eligible Calling Plan†† with a 20% Add on Feature Discount	As a Stand-Alone Calling Plan with an 18% WSCA Discount	Pay as you Go
Monthly Access Fee	$20.00	$50.04	$53.89	n/a
	Monthly Data Allowance			
United States	Unlimited for e-mail			n/a
Canada				$0.002 per KB or $2.05 per MB
Mexico				$0.005 per KB or $5.12 per MB
Rest of the World				$0.02 per KB or $20.48 per MB
	Voice Usage			
Domestic Voice†††	Per the voice calling plan	25¢ per minute for calls within Nationwide Rate and Coverage Area		Per the voice calling plan
International Voice	Global Phone, and CDMA roaming rates for calls made while traveling internationally			

Notes: †Requires Nationwide Email Plan. No Line Term extension required. ††Optional Features may be added onto an eligible calling plan with a monthly access fee of $34.99 or higher. †††Per Minute Rate applies to voice calls, IS-95 and other non-NationalAccess data usage in the United States. For optional features, the underlying calling plan determines the rates for voice airtime, and domestic long distance. Data access is always available on smartphone devices. A data plan or feature is always required to use a BlackBerry device.

GlobalAccess Data Plan Global PC Card

	As a Stand-Alone Calling Plan The calling plan detailed below reflects the monthly access fee discount. No additional discounts apply.	Pay-Per-Use Plan
Monthly Access Fee	$100.09	n/a
	Monthly Data Allowance and Overage	
United States	5 GB (5,120MB) ($0.25/ MB after allowance)	Must subscribe to a domestic Mobile Broadband Plan.
Canada		0 MB - $0.002 per KB or $2.05 per MB
Mexico and Select Destinations	100 MB* ($0.005/KB or $5.12/MB after allowance)	0 MB - $0.005 per KB or $5.12 per MB
Rest of the World	0 MB ($0.02/KB or $20.48/MB)	0 MB - $0.02/KB or $20.48 per MB

GlobalAccess Data for Handsets

Monthly Data Allowance	20MB	10MB	Pay-Per-Use Plan
Monthly Access Fee	$29.99	$19.99	n/a
	Data Overage Rate		
Canada	$0.002 per KB or $2.05MB	$0.002 per KB or $2.05MB	$0.002 per KB or $2.05MB
Mexico and Select Destinations	$0.005 per KB or $5.12 per MB	$0.005 per KB or $5.12 per MB	$0.005 per KB or $5.12 per MB
Rest of the World	$0.02 per KB or $20.48 per MB	$0.02 per KB or $20.48 per MB	$0.02 per KB or $20.48 per MB

Verizon Wireless offers this pricing utilizing the terms and conditions of the Western States Contracting Alliance (WSCA) Master Service Contract, Addenda and Attachments can be found on AboutWSCA.Org site for your consideration and review.

Verizon Wireless Calling Plan Optional Features

Calling Plans and Associated Charges: Government Subscribers may activate Wireless Service on the calling plans included with this Agreement, as well as eligible Verizon Wireless consumer/retail calling plans, subject to the terms of this Agreement. On Family SharePlan® calling plans, monthly access fee discounts apply only to the primary line of service. Subscribers may take advantage of promotions or purchase Equipment at Government pricing, but this may require a Line Term extension after initial activation. Some calling plans or monthly access price points may not be available in all markets. Subscriber's first partial and full month's access and any activation fees are payable in advance and will not be refunded after activation of the Wireless Service Charges for calls will be based on the cell sites used, which may be outside the calling plan coverage area even when the subscriber is physically within the coverage area. Time of the call is based on the telephone switching office that carries the call, which may be different from the time of day shown on subscriber's phone. Rates do not apply to credit card or operator-assisted calls, which may be required in certain areas. Usage rounded up to the next full minute. Unused minutes and/or Megabytes are lost. On outgoing calls, charges start when subscriber first presses **SEND** or the call connects to a network, and on incoming calls, when the call connects to a network (which may be before it rings). A call may end several seconds after subscriber presses **END** or the call otherwise disconnects. Calls made on the Verizon Wireless network are only billed if they connect (which includes calls answered by machines). Billing for airtime and related charges may sometimes be delayed. Calls to "911" and certain other emergency services are toll-free and airtime-free; however, airtime may be charged when dialing toll-free numbers. All features may not be available in all Verizon Wireless markets.

Anytime Minutes: Anytime Minutes apply when making or receiving calls from a calling plan's rate and coverage area. Coverage information is available at www.verizonwireless.com. Airtime is rounded up to the next full minute. Allowance minutes/Megabytes are not transferable except as may be available on calling plans with sharing. In order to gain access to coverage in newly expanding markets, subscribers must periodically dial *228 to update roaming information from voice or Smartphone devices; from the VZAccess Manager, go into "Options" and click "Activation," while in the National Enhanced Services Rate and Coverage Area every three months. This may alter the rate and coverage area. Automatic roaming may not be available in all areas and rates may vary. Roaming charges may be delayed to a later bill.

Long Distance: Unlimited domestic long distance is included when calling from the calling plan's rate and coverage area, unless otherwise specified in the calling plan.

Customer's Cell Phone Number and Caller ID: Verizon Wireless will assign one Mobile Telephone Number ("MTN") to each subscriber line. Other than as required to port an MTN, Customer does not have any property right in the MTN and Verizon Wireless may change, reassign, or eliminate an MTN upon reasonable notice to Customer under certain circumstances, including fraud prevention, area code changes and regulatory or statutory law enforcement requirements.

Unlimited Messaging: Unlimited Messaging is included with the Talk & Text Plans, and is available in the National Enhanced Services rate and coverage area in the United States. Messaging applies when sending and receiving (i) text, picture and video messages to and from Verizon Wireless and Non-Verizon Wireless customers in the United States, (ii) Text, picture, and video messages sent via email, (iii) Instant messages, and (iv) Text messages with customers of wireless carriers in Canada, Mexico, and Puerto Rico. Messaging is subject to Text, Picture, and Video Messaging Terms and conditions. Premium messages are not included. Messaging bundle benefits do not apply to international messages.

Friends & Family: Calls directed to and received from an account's listed Friends & Family numbers shall not use Monthly Anytime Voice Minutes. For Nationwide Family SharePlans with 1400 minutes or more, subscribers can add up to ten (10) Friends & Family numbers. Only calls from Nationwide Coverage Area to designated domestic landline or wireless numbers (excluding Directory Assistance, 900 numbers, or customer's own wireless or Voicemail access numbers) may be added; all qualifying lines on an account share the same Friends & Family numbers, up to account's eligibility limits; My Verizon, My Business Account or Verizon Enterprise Center is required to set up and manage Friends & Family numbers.

Verizon Wireless Calling Plan Included Features[1]	
Call Waiting[2,7]	Three Way Calling[2,7]
Call Forwarding[2, 7]	No Answer/ Busy Transfer[7]
Caller ID[3,7]	Basic Voice Mail[2,4,7]
411 Search [5,7]	Basic Text Messaging[6]
Mobile Web [2,7,8]	International Calling/ Roaming [9]

[1] Not available in some areas.

[2]Airtime charges apply to all calls simultaneously and to forwarded/ transferred calls even if the call is sent to another wireless phone. Voice mail boxes not initiated within 60 days of activation are cancelled.

[3]When making a call, subscriber's MTN may be displayed to the receiving party with Caller ID capable Equipment. Caller ID service may not be available outside the rate and coverage areas, and may not be compatible with certain enhanced features. Caller ID can be blocked for most calls by dialing *67 before each call, or by ordering per-line call blocking where available. Calls to some numbers, such as toll-free numbers, cannot be blocked.

[4]Airtime charges apply to message retrieval.

[5]411 Search, directory assistance with automatic call completion is subject to a $1.99 per call fee plus airtime and text charges if applicable. Directory assistance rates are subject to change.

[6]Text Messaging offered at the prevailing rate, currently $0.20 per inbound and $0.20 per outbound message per address $0.25 for picture messages. Text message charges are subject to change.

[7]Feature not included on NationalAccess and Mobile Broadband Plans at no charge, but are available at the prevailing Verizon Wireless rates.

[8]Mobile Web Alerts are sent as Text Messages and are subject to Text Messaging pricing, terms and conditions. Mobile web is not available on Smartphones or the Email and Web for BlackBerry Plans. Unless a Mobile TV Select Package is subscribed to megabytes sent or received (including advertising) will be aggregated each month, rounded up to the next full megabyte, and billed at $1.99/ MB. Complete terms and conditions for Mobile Web may be found at www.verizonwireless.com.

[9]International Calling/ Roaming prices start at $.49 a minute (plus airtime). For complete terms and conditions for International Calling/ Roaming please visit verizonwireless.com/international.

Calling Plan Optional Features

Unlimited Mobile to Mobile Messaging (Text, Picture, & Video Messaging)	**Optional Feature Access Fee**	**Additional Messages**	**Overage Rate**
	$10.00	500	$0.10 Per message/ per address
	$20.00	5000	
Visual Voice Mail	$2.99 monthly charge		
Push to Talk	$5.00/ Monthly Access Fee*		
Text, Picture, & Video Messaging	**Optional Feature Access Fee**	**Included Messages**	**Overage Rate**
	$5.00	250	$0.10 per message/ per address
GSM International Roaming Global Phone	**Rates are available at www.VerizonWireless.com**		
Verizon Wireless International Long Distance Value Plan	$3.99 plus applicable airtime and long distance charges		
Field Force Manager (Government Subscribers Only)	**Monthly Access per Handset**		
	Limited	**Basic**	**Premium****

Verizon Wireless offers this pricing utilizing the terms and conditions of the Western States Contracting Alliance (WSCA) Master Service Contract, Addenda and Attachments can be found on AboutWSCA.Org site for your consideration and review.

Verizon Wireless Calling Plan Optional Features

	$19.99 per user	$29.99 per user	$49.99 per user
	Monthly Access per Advanced Device†		
	Limited	**Basic**	**Premium****
	$15.00 per user	$20.00 per user	$30.00 per user

Optional Feature rates and packages are subject to change. Other Optional Features may be available please see your Account Manager or visit www.verizonwireless.com for information. *The Push to Talk Feature is available when combined with a calling plan with a monthly access fee of $34.99 or higher. ** Field Force Manager Premium is not available on all devices. † Requires Unlimited Email Plan or Feature

Visual Voice Mail: Visual Voice Mail is only available in the national Enhanced Services Coverage Area and only on select devices. Basic Voice Mail required. Not compatible with Text Messaging Block. Data charges apply during application download and standard messaging rates apply for messages initiated from the application. Accessing Voice Mail, Call Forwarding, Call Return, Personal Operator and other features are subject to airtime, long distance, roaming charges and taxes and Mobile to Mobile Calling minutes do not apply.

Push to Talk: Push to Talk calls may only be made with other Verizon Wireless Push to Talk subscribers, and only from the National Enhanced Services Rate and Coverage Areas. For optimal Push to Talk performance, all callers on a Push to Talk session must have an EV-DO Rev. A capable device and be receiving EV-DO service. A Push to Talk call is terminated by pressing END or will automatically time out after ten (10) seconds of inactivity. You cannot prevent others who have your wireless phone number from entering you into their Push to Talk contact list. Only one person can speak at a time during Push to Talk calls. When using your phone keypad to make a Push to Talk call, you must enter the ten-digit phone number of the called party. Presence information may not be available for all Push to Talk contacts. The timeliness of presence information may be impacted by the network registration status of a Push to Talk contact. Your Push to Talk service cannot be used for any applications that tether your phone to computers or other devices for any purpose. Push to Talk-capable phone and feature required. Push to Talk subscribers cannot use Push to Talk or other data products and services (i.e. Picture Messaging, Mobile Web, Get It Now, Mobile Broadband Connect, etc) while roaming on other carriers' networks at this time.

Mobile to Mobile Calling: Mobile to Mobile Calling minutes apply when making calls directly to or receiving calls directly from another Verizon Wireless subscriber while in the Nationwide Rate and Coverage area. Mobile to Mobile calls must originate and terminate while both Verizon Wireless subscribers are within the Mobile to Mobile Calling area. Mobile to Mobile Calling is not available (i) to fixed wireless devices with usage substantially from a single cell site, (ii) for data usage including Push to Talk calls, Picture or Video Messaging (iii) if Call Forwarding or No Answer/Busy Transfer features are activated, (iv) for calls to Verizon Wireless customers using any of the VZGlobal® services, (v) for calls to check Voice Mail, (vi) in those areas of Louisiana and Mississippi where the users roaming indicator flashes, (vii) in Canada and Mexico and (viii) to users whose current wireless exchange restricts the delivery of Caller ID or Caller ID Block is initiated. Mobile to Mobile Calling minutes will be applied before Anytime Minutes.

Night and Weekend Minutes: Apply to calls made in a calling plan's rate and coverage area only during the following hours: 9:01pm Friday through 5:59am Monday and 9:01pm to 5:59am Monday through Friday.*

***NOTE:** If both Night and Weekend and Mobile to Mobile Calling minute allowances apply to a given call, Mobile to Mobile Calling minutes will apply before Night and Weekend minutes. However, if either allowance is unlimited, the unlimited allowance will always apply first.

Text Messaging: Text Messaging includes Short Message Service (SMS up to 160 characters) and Enhanced Messaging Service (EMS up to 1120 characters). Enhanced Text Messages sent to most SMS handsets will be delivered as multiple Text messages of up to 160 characters each. Subscribers have the option to have text messages disabled entirely without affecting voicemail or other related services. Text Messaging plans do not include Operator Assisted Messaging or International Messaging, which is available for 25¢ per message sent and 20¢ per message received; see www.vtext.com for details and countries. Verizon Wireless is not responsible for information sent using Text Messaging or Enhanced Text Messaging. Verizon Wireless cannot guarantee that messages will be received and is not responsible for messages that are lost or misdirected. Messages not delivered after 5 days are automatically deleted. Airtime charges do not apply to the sending or receiving of text messages. When sending messages from Equipment, the sender's MTN will always be sent to the destination, even if Caller ID is used to block voice calls.

Mobile to Mobile Messaging: Cannot be combined with any other package that includes a Text or Picture & Video message allowance. Mobile to Mobile Messaging applies only to Text/ Picture/ Video messages sent to and received from other Verizon Wireless subscribers' wireless phones while both wireless subscribers are within the National Enhanced Services Rate and Coverage Area. Additional messages apply to PIX Place, VTEXT/ Text Alerts/ getAlerts, Instant Messaging (IM), Email, Premium Text Services, and Text/Picture/Video messages sent to non-Verizon Wireless customers, and these messages will be decremented from the subscriber's Additional Message allowance or billed as overage. Additional Messages may not be applied toward International Text Messaging, which costs 25¢ per message sent and 20¢ per message received; please see www.vtext.com for additional details and countries.

Multi-Media Messaging (MMS): Multi-Media Messaging (MMS) includes picture and video messaging and is only available within the National Enhanced Services Rate and Coverage Area. In addition, MMS messages are $0.25 per message, per address. In addition to the MMS per message charges, MMS uses calling plan Anytime Minutes or kilobytes. Canceling an MMS message after pressing SEND may result in sent messages that contain only partial content. Subscriber will be charged for outgoing MMS message, even if not received by the intended recipient, or even if only partial content is delivered. Subscriber will not be charged for incoming MMS message unless received. An MMS message that cannot be delivered within 5 days will be deleted. MMS is not available for use with a Mobile Office Kit. Camera phones are prohibited in some places. Subscribers are solely responsible for complying with all applicable laws, rules, regulations and policies regarding camera phone use.

International Long Distance (I-DIAL): International Long Distance is available but may be subject to a 90-day payment history with Verizon Wireless. International long distance rates will vary and do not apply to calls to Canada, Puerto Rico, the U.S. Virgin Islands and some U.S. Protectorates, or to credit card or operator-assisted calls. Current international long distance rates can be found at www.verizonwireless.com and are subject to change.

Verizon Wireless International Long Distance Value Plan: I-DIAL required to call most countries. Value Plan feature is not available on all Calling Plans. Rates are subject to change without notice. Standard International Long Distance rates apply only on calls made from the Verizon Wireless network. Rates and service availability may vary when your phone's banner displays "Extended Network." Value Plan rates apply only on calls made from your Calling Plan's Rate and Coverage Area. If a subscriber's Calling Plan's Rate and Coverage Area includes Canada, calls made from that area to Canadian phone numbers, as applicable, will be billed per the Calling Plan. For Value Plan subscribers, calls made from the Verizon Wireless network to countries not included in the Value Plan will be billed at standard International Long Distance rates. Additional surcharges may apply when calling certain destinations, see www.verizonwireless.com/international for details.

International Roaming (Global Phone/ GlobalAccess/ GlobalEmail): International roaming requires digital or tri-mode CDMA phone with current software. Global Phone requires CDMA/GSM- capable phones and compatible SIM card. I-Dial required for GSM roaming, and for CDMA roaming in many destination. Rates, terms and conditions apply only when roaming on participating GSM and CDMA networks in published destinations. Availability of service, calling features, and Text messaging varies by country and network and may be restricted without notice. Premium text messaging programs that are accessible domestically are also accessible when roaming internationally and charges will be in addition to text messaging roaming charges. Where available calls placed to directory assistance, entertainment lines and any third-party services are billed (along with applicable toll charges) in addition to roaming rates. Message waiting indicator service is not available where text messaging is

not available. Availability of services and features, including the ability to make and receive international calls, varies by serving carrier and location and may be restricted without notice. See versionwireless.com/international for rates and destinations, which are subject to change without notice. Existing subscribers who purchase a Global Phone may have to set up a new voice mailbox and, if so, will lose access to previously stored messages upon activation of Global Phone. Voice mail messages will be time-stamped Eastern Time. Calls to voice mail will appear on the bill as calls to the subscriber's MTN or to 000-000-0086Taxes, surcharges and other regulatory fees may apply and may vary by country. Billing for airtime used when roaming may be delayed up to two billing cycles. By using Equipment outside the United States, subscriber is solely responsible for complying with all applicable foreign laws, rules and regulations ("Foreign Laws"), including Foreign Laws regarding use of wireless phones while driving and use of wireless camera phones. Verizon Wireless is not liable for any damages that may result from subscriber's failure to comply with Foreign Laws.

Roaming in CDMA countries outside of the US: CDMA Roaming rates are available at www.verizonwireless.com. Roaming in CDMA countries is only available in "CDMA" mode where service is available. Where Text messaging is available, Customer will be charged $0.50 for each message sent and $0.05 for each message received, and applies when roaming in most foreign countries. Text messaging rates are subject to change. An update to Equipment software is required to roam in S. Korea.

Roaming in GSM countries: CDMA/GSM Global Phone, activated in the United States with compatible subscriber Identity Module (SIM) card required. Rates, terms and conditions apply only when roaming on participating GSM networks in published Global Phone countries. Service may be available in additional countries, but airtime rates, availability of calling features, and ability to receive incoming calls (including return calls from emergency services personnel) may be restricted. See www.verizonwireless.com for coverage and airtime rates. Service in certain countries may be blocked without prior notice. Where Text messaging is available, Customer will be charged $0.50 for each message sent and $0.05 for each message received. Text messaging rates are subject to change. Text messages cannot exceed 140 characters and may be sent only to MTNs of (i) Verizon Wireless customers, and (ii) customers of foreign wireless carriers that participate in international text messaging. Check www.vtext.com for the most current list of participating foreign carriers. Text messages cannot be sent to e-mail addresses.

Field Force Manager (FFM): FFM is only available within the National Enhanced Services Rate and Coverage Area. Activation may be subject to a twenty-four hour delay and billing begins 2 days after ordering this service. Monthly access includes unlimited data usage for Field Force Manager. Limited Monthly Access plan and Basic Monthly Access plan for advanced devices are not eligible for business discounts. FFM is available only to Government Subscribers is intended for authorized employees/users in the course of legitimate Government business. Unauthorized or improper use could be a violation of law and may carry civil and criminal penalties. By subscribing to and/or using this service Customer agrees, represents and warrants that: 1) use of FFM by its Government Subscribers will be solely for lawful use and for no other purpose, 2) Verizon Wireless is authorized to access, collect, gather, use and disclose personal location information for all devices with FFM in order to deliver the services, and 3) all disclosures and/or consents from individual Government Subscribers in possession of the devices being tracked and/or monitored will be obtained as required by applicable law, regulation or policy (including but not limited to those relating to individual privacy rights). FFM requires a supported GPS enabled wireless device, specified Calling Plan or Data Plan, downloadable application, valid e-mail address and Internet access for activation and use. Data usage for FFM is included in the monthly subscription fee. FFM may prevent use of other features and services; any incompatible features and services must be cancelled in order to use FFM. Verizon Wireless does not guarantee the accuracy of information transmitted, disclosed, displayed or otherwise conveyed or used. Service could be interrupted or disrupted due to atmospheric conditions, inaccurate ephemeris data and other factors associated with use of satellites and satellite data. Always use caution when displaying and disseminating personally identifiable information about yourself or your location to third parties. Do not attempt to enter or change information while driving. Please observe the Verizon Wireless "Drive Responsibly" policy, which can be found at www.verizonwireless.com. From time to time customers with Limited or Basic service may inadvertently be able to access, view and/or use certain features associated with Basic and/or Premium features of FFM, in order to utilize these features on a regular and ongoing basis, fees associated with the Basic or Premium plan shall apply. Downloading the Field Force Manager application will require approximately 2 MB of data. Data sent or received will be aggregated each month, rounded up to the next megabyte and billed at $1.99/MB. Megabyte charges will not be incurred for using the application after download to the device. FFM is available on select devices only.

Data Plans and Feature

Data Plans and Features: Data Plan and Feature usage is subject to Acceptable Use Policy, available on www.verizonwireless.com. Monthly Megabyte allowances apply only to Mobile Broadband data transmissions. Other data (Quick 2 Net℠ or dial-up) transmissions and voice calls will be billed at the per-minute overage rate according to the plan. For optional data features, "other data" will be billed as Anytime Minutes or at the per-minute overage rate according to the underlying calling plan. Mobile Broadband data sessions require Mobile Broadband capable Equipment and must be placed within Mobile Broadband service area. Subscriber MUST press or click END or DISCONNECT button to ensure that session disconnects and charges cease. Third-party applications may automatically reinitiate data sessions without the subscriber pressing or clicking SEND or CONNECT button. Customer must maintain virus protection when accessing the service.

Permitted Uses: Wireless Email and Data Plans and Features may be used for accessing the Internet and for such uses as: (i) Internet browsing; (ii) email; (iii) intranet access (including accessing Government intranets, email and individual productivity applications made available by your company); (iv) uploading, downloading and streaming of audio, video and games; and (v) Voice over Internet Protocol (VoIP).

Prohibited Uses: While most common uses for Internet are permitted by a subscriber's Data Plan, there are certain uses that cause network capacity issues and interference with the network. These are not uses intended for Data Access plans and are therefore prohibited. Examples of prohibited uses include the following: (i) server devices or host computer applications, including, but not limited to, continuous Web camera posts or broadcasts, automatic data feeds, automated machine-to-machine connections or peer-to-peer (P2P) file sharing applications that are broadcast to multiple servers or recipients such as they could enable "bots" or similar routines (as set forth in more detail in (iii) below) or otherwise denigrate network capacity or functionality; (ii) as a substitute or backup for private lines or dedicated data connections; (iii) "auto-responders," "cancel-bots," or similar automated or manual routines which generate amounts of net traffic that could disrupt net user groups or email use by others; (iv) generating "spam" or unsolicited commercial or bulk email (or activities that facilitate the dissemination of such email); (v) any activity that adversely affects the ability of other users or systems to use either Verizon Wireless Services or other parties' Internet-based resources, including the generation or dissemination of viruses, malware, or "denial of service" (DoS) attacks; (vi) accessing, or attempting to access without authority the information, accounts or devices of others, or to penetrate, or attempt to penetrate, security measures of Verizon Wireless' or another entity's network or systems; or (vii) running software or other devices that maintain continuous active Internet connections when a computer's connection would otherwise be idle or "keep alive" functions, unless they adhere to Verizon Wireless' requirements for such usage, which may be changed from time to time. This means, by way of example only, that using these Data Plans or Features for P2P file-sharing services, web broadcasting, or for the operation of servers, telemetry devices and/or Supervisory Control and Data Acquisition devices is prohibited. Mobile Broadband and NationalAccess data sessions automatically terminate after 2 hours of inactivity, unless subscriber has Mobile IP (MIP) capable Equipment. Verizon Wireless reserves the right to take measures to protect our network and other users from harm, compromised capacity or degradation in performance. These measures may impact your service, and we reserve the right to deny, modify or terminate service, with or without

notice, to anyone we believe is using Data Plans or Features in a manner that adversely impacts our network. We may monitor your compliance, or the compliance of other users, with these terms and conditions, but we will not monitor the content of your communications except as otherwise expressly permitted or required by law. [See verizonwireless.com/privacy.]

Megabyte (MB) Data Plans: Megabyte allowance and charges for kilobytes over the monthly allowance apply to NationalAccess and Mobile Broadband data sessions and are rounded to next full kilobyte at end of each billing cycle. Only total of kilobytes transmitted above allowance each billing cycle may appear on bill.

Data Roaming: In the Canadian Broadband and Canadian Enhanced Services Rate and Coverage Areas, usage will be charged at a rate of $0.002/KB or $2.05/MB. In the Mexican Enhanced Services Rate and Coverage Area, usage will be charged at a rate of $0.005/KB or $5.12/MB. For more information on roaming in Canada and Mexico, visit verizonwireless.com/naroaming. In the Bermuda, China, Dominican Republic, Guam, India, Israel, Saipan and South Korea Enhanced Services Rate and Coverage Areas, usage will be billed at a rate of $0.02/KB or $20.48/MB. I-Dial is needed to roam in many destinations. Only the Canadian Broadband Rate and Coverage Area supports EV-DO.1XRTT Roaming Feature:. When roaming domestically, Dynamic IP addresses will be assigned when roaming. Usage rounded up to next full kilobyte. For information on where 1XRTT Roaming is available, see www.verizonwireless.com. 1XRTT roaming is available (i) in the Canadian Broadband and Canadian Enhanced Service Rate and Coverage Areas, and (ii) in the Mexican Enhanced Services Rate and Coverage Areas.

GlobalAccess: Global PC Card required for international use. Global PC Cards will not work in the United States or Canada and GlobalAccess subscribers will need a NationalAccess or Mobile Broadband PC card for domestic use. The domestic and Global PC Cards cannot be used at the same time. Prior to leaving the United States, subscribers must install GlobalAccess VZAccess Manager℠ and run the OTA wizard. GlobalAccess subscribers must activate and update their Preferred Roaming lists while in the National Enhanced Services Rate and Coverage Area every three months. Verizon Wireless reserves the right to terminate the service of any subscriber whose total usage is less than half on the Verizon Wireless National Enhanced Services Rate and Coverage Area over three consecutive billing cycles. GlobalAccess internet browsing, email, or intranet access applies to Mobile Broadband and NationalAccess usage within the United States and Canada as well as an allowance of 100MB ($0.005/KB overage rate) in Tier 1 Countries, and an allowance of 0MB ($0.030/KB) in Tier 2 Countries. Subscribers to NationalAccess and Mobile Broadband Plans using Global PC Cards may also add GlobalAccess Pay-Per-Use at $0.002/KB in Canada, $0.020/KB in Tier 1 Countries, and $0.030/KB in Tier 2 Countries.

GlobalEmail: GlobalEmail capable equipment required. Verizon Wireless reserves the right to terminate the GlobalEmail service of subscribers that have less than half of their usage on the Verizon Wireless National Enhanced Services Rate and Coverage Area over three consecutive billing cycles. GlobalEmail subscribers must activate and update their Preferred Roaming lists while in the National Enhanced Services Rate and Coverage Area every three months. Text messaging billed at standard domestic and international Text Messaging rates. Existing Verizon Wireless subscribers migrating to GlobalEmail plans may be required to extend their Line Term.

GlobalAccess and Global Email SIM Cards: SIM Cards are available for use only with your Global PC Card, Global Smartphone, or Global Phone, and only for the purposes of speeds to a maximum of approximately 200 kbps. Verizon Wireless is not responsible for any unauthorized use of subscriber's SIM Cards and subscriber must safeguard security codes. Placing your GlobalEmail SIM in any other non BlackBerry or Smartphone device could result in additional charges or termination of service. Upon termination of service, subscriber must destroy SIM Card.

Share Option

Share Option: Sharing is available only among Government Subscribers on applicable calling plans choosing the Share Option.

Nationwide for Business: Sharing Option is for voice Anytime Minutes only. Customer must maintain a minimum of five (5) Government Subscriber lines, all choosing a qualifying plan with Share Option. Verizon Wireless reserves the right to remove the Share Option from all subscribers if the 5 Government Subscriber minimum is not met at any time. Each sharing subscriber's unused Anytime Minutes will pass to other sharing subscribers that have exceeded their Anytime Minutes during the same monthly billing period (Mobile to Mobile Calling minutes and Night and Weekend minutes do not share). Each sharing subscriber's Monthly Anytime Allowance Minutes apply first to that line. Unused Monthly Anytime Minutes are then shared with other sharing subscribers that have exceeded their Monthly Anytime Allowance in order of highest usage. At the termination of the Agreement, Government Subscriber lines on Nationwide for Business with Share Option may be migrated onto applicable retail consumer pricing or government pricing. Calling plan changes may not take effect until the billing cycle following the change request. Based on the geographic location of Customer's Government Subscribers, some Customers may have to have sharing subscribers activated in more than one Verizon Wireless billing system. Sharing among subscribers in multiple Verizon Wireless billing systems requires online invoicing or reporting, and a minimum of one hundred (100) Government Subscribers all choosing the Share Option. Unused minutes for cross billing system sharing will be distributed proportionally as a ratio of the minutes needed by each sharing subscriber to the total minutes needed by all sharing subscribers. Accounts that share across Verizon Wireless billing systems require set up that may take thirty (30) to sixty (60) days.

Mobile Broadband Router Solution Share Plans: Sharing is available only among Government Subscribers on the Mobile Broadband Router Solution choosing the Share Option. Sharing is only available for data usage (no voice). Each sharing subscriber's unused kilobytes will pass to other sharing subscribers that have exceeded their MB allowance during the same monthly billing period. Customer must maintain a minimum of one hundred (100) Government Subscribers choosing the Share Option on the Mobile Broadband Router Solution Share Plan at all times to qualify; otherwise Verizon Wireless reserves the right to remove the Share Option from all subscribers and/ or cease offering the share plan. Unused kilobytes will be distributed proportionally as a ratio of the kilobytes needed by each applicable subscriber to the total kilobytes needed by all sharing subscribers. Plan changes may not take effect until the billing cycle following the change request. Sharing accounts require set up that may take thirty (30) to sixty (60) days.

Verizon Wireless offers this pricing utilizing the terms and conditions of the Western States Contracting Alliance (WSCA) Master Service Contract, Addenda and Attachments can be found on AboutWSCA.Org site for your consideration and review.

Pricing Sheet RFP 1907 Vendor Name and Contact: Verizon Wireless/ RJ Fenolio

Information contained in this document is provided for review purposes only. In the event of any ambiguities or inconsistencies between the information in this chart and the WSCA P

General Information

Enter all information directly into the relevant Excel spreadsheet cells. Enter numbers on form in "number" (two-place decimal), not "currency" or other format unless otherwise stated. Omit dollar signs, commas, and any other non-essential symbols. (e.g., $11.90 should be entered as 11.90) Prices must be in US Dollars. Enter "0" if there is no charge. **Cells left blank will be interpreted as "no offer."** **A "No Offer" bid may disqualify the vendor from that category.**

Broadband							
Detail any additional plan specifics below:		List Price	# Units included	Discount	Net Pricing	Overage Fees	Rollover Units Available
Unlimited Data Package	Basic Plan	51.94		23.00	39.99		
Limited Data Package		39.99	250MB	23.00	30.79	.10/MB	No
		50	5GB	23.00	38.50	10.00/GB	No
		80	10GB	23.00	61.60	10.00/GB	No

ricing Sheets, The Pricing Sheets shall prevail.

Verizon Wireless Pricing and Equipment Proposal

Definitions:

Customer: The Participating Entity ("Entity" or "Customer") is the customer of record, having entered into the agreement between Verizon Wireless and the Entity**.**

Government Subscriber: An employee of Customer utilizing Wireless Service whose account is set up in Customer's name and for which Customer bears payment responsibility.

Equipment: Wireless telephones, data devices and similar devices and ancillary accessories used in conjunction with Wireless Service.

Line: An individual Government Subscriber's line of Wireless Service, whether such line utilizes voice service, data service or both. Each Line is associated with a single mobile telephone number ("MTN").

Wireless Service: Each and every radio service provided directly or indirectly by Verizon Wireless.

Eligible Calling Plan: Any generally available Verizon Wireless voice and/or data calling plan with a monthly access fee of $34.99 or higher that does not prohibit discounts.

Eligible Data Feature: Any generally available Verizon Wireless data feature with a monthly access fee of $24.99 or higher, added to an Eligible Calling Plan, that does not prohibit discounts.

Accessory Discount: Government Subscribers are eligible to receive a 25% discount from the non-discounted, retail price of qualifying accessories if Customer maintains a minimum of five (5) Government Subscribers.

Monthly Access Fee Discount on Eligible Calling Plans and Eligible Data Features (Government Liable)
23%

Verizon Wireless offers this pricing utilizing the terms and conditions of the Western States Contracting Alliance (WSCA) Master Service Contract, Addenda and Attachments can be found on AboutWSCA.Org site for your consideration and review.

Verizon Wireless Pricing Sheet
Western States Contracting Alliance (WSCA) Contract for Services

WSCA Nationwide 100 Share Plan for Government
Unlimited National Mobile to Mobile and Night & Weekend Calling Minutes

The calling plan detailed below reflects the monthly access fee discount. No additional discounts apply.

Standard Monthly Access Fee	**$23.68**
Shared Anytime Allowance Minutes	**100**
Overage Rate	**$0.25/per minute**
Domestic Long Distance & RoamingnRate†	**Included**
Data Sent or Received*	**$1.99/ MB**
Unlimited Push-to-Talk	**$2.00**
100 Mobile to Mobile Messages (Text, Picture and Video)	**Included**
Add-a-line	**$15.99**

Notes: †Mobile Web 2.0 pages may include Verizon Wireless and third party advertising. Unless the line subscribes to a V CAST VPack, V CAST Mobile TV Select Package, or a Nationwide Premium Calling Plan, megabytes sent or received (including advertising) will be aggregated each month, rounded up to the next full megabyte, and billed at $1.99/ MB. *Data sent or received using Mobile Web (including advertising), *Get it Now*, and other applications will be aggregated at the end of each month, rounded up to the nearest whole megabyte, and billed at $1.99 per megabyte.

Nationwide for Business Basic Share Calling Plan
Unlimited National Mobile to Mobile and Night & Weekend Calling Minutes

The calling plan detailed below reflects the monthly access fee discount. No additional discounts apply.

Monthly Access Fee	**$26.94**
Shared Minute Allowance	**200**
Overage Rate	**$0.25 per minute**
Domestic Long Distance & Roaming	**Included**
Data Sent or Received*	**$1.99/ MB**
Unlimited Push-to-Talk	**$2.00**
100 Mobile to Mobile Messages (Text, Picture and Video)	**Included**
Add-a-line	**$15.99**

Notes: Unless the line subscribes to a V CAST VPack, V CAST Mobile TV Select Package, or a Nationwide Premium Calling Plan, megabytes sent or received (including advertising) will be aggregated each month, rounded up to the next full megabyte, and billed at $1.99/ MB. The same billing account is required for all subscribers on a share option calling plan.

Verizon Wireless offers this pricing utilizing the terms and conditions of the Western States Contracting Alliance (WSCA) Master Service Contract, Addenda and Attachments can be found on AboutWSCA.Org site for your consideration and review.

Nationwide for Government Calling Plans

Unlimited National Mobile to Mobile and Night & Weekend Calling Minutes
No Domestic Roaming or Long Distance Charges

Monthly Anytime Voice Minutes	***Monthly Access Fee Non-Shared Minutes***	***Monthly Access Fee Shared Minutes***	Friends & Family (Up to 10 numbers)	Per-Minute Rate After Allowance
	The calling plan detailed below reflects the monthly access fee discount. No additional discounts apply.			
400	$27.63	$29.61	Not Included	$0.25
600	$40.47	$42.44	Included*	
1000	$52.31	$54.29		
Data Sent or Received**	$1.99/ MB			
Unlimited Push-to-Talk	$2.00			
100 Mobile to Mobile Messages (Text, Picture and Video)	Included			
Unlimited Mobile to Mobile Messages (Domestic) (Text, Picture and Video)	$12 additional monthly access per line			
Add-a-line	$15.99			

Notes: *Friends & Family eligibility varies on selected calling plan. **Data sent or received using Mobile Web (including advertising), *Get it Now*, and other applications will be aggregated at the end of each month, rounded up to the nearest whole megabyte, and billed at $1.99 per megabyte.

Nationwide Calling Plans

Unlimited National Mobile to Mobile Calling Minutes
No Domestic Roaming or Long Distance Charges

Unlimited Night & Weekend Minutes
Mobile Web 2.0†

Monthly Anytime Voice Minutes	***Talk***	***Talk & Text***	Friends & Family (Up to 10 numbers)	Per-Minute Rate After Allowance
	The calling plan detailed below reflects the monthly access fee discount. No additional discounts apply.			
450	$30.79	$46.19	Not Included	$0.45
900	$46.19	$61.59	Included*	$0.40
Unlimited	$53.89	$69.29		N/A
Data Sent or Received**	$1.99/ MB or per data package			
Unlimited Push-to-Talk	$2.00			
100 txt, pix and flix	Included			

Notes: †Mobile Web 2.0 pages may include Verizon Wireless and third party advertising. Unless the line subscribes to a V CAST VPack, V CAST Mobile TV Select Package, or a Nationwide Premium Calling Plan, megabytes sent or received (including advertising) will be aggregated each month, rounded up to the next full megabyte, and billed at $1.99/ MB. *Friends & Family eligibility varies on selected calling plan. **Data sent or received using Mobile Web (including advertising), *Get it Now*, and other applications will be aggregated at the end of each month, rounded up to the nearest whole megabyte, and billed at $1.99 per megabyte.

Verizon Wireless offers this pricing utilizing the terms and conditions of the Western States Contracting Alliance (WSCA) Master Service Contract, Addenda and Attachments can be found on AboutWSCA.Org site for your consideration and review.

Nationwide for Business Calling Plans

Unlimited National Mobile to Mobile Calling Minutes
No Domestic Roaming or Long Distance Charges

Unlimited Night & Weekend Minutes
Mobile Web 2.0†

Monthly Anytime Voice Minutes	*Talk*	*Talk & Text*	Friends & Family (Up to 10 numbers)	Per-Minute Rate After Allowance
	The calling plan detailed below reflects the monthly access fee discount. No additional discounts apply.			
450	$30.79	$46.19	Included w/ Share*	$0.25
900	$46.19	$61.59	Included*	
1350	$61.59	$76.99		
2000	$76.99	$92.39		
4000	$115.49	$130.89		
6000	$153.99	$169.39		
Share Option	$3.85 additional monthly access per line			
Unlimited Push-to-Talk	$2.00			
100 txt, pix and flix	Included			
Data Sent or Received**	$1.99/ MB			

Notes: †Mobile Web 2.0 pages may include Verizon Wireless and third party advertising. Unless the line subscribes to a V CAST VPack, V CAST Mobile TV Select Package, or a Nationwide Premium Calling Plan, megabytes sent or received (including advertising) will be aggregated each month, rounded up to the next full megabyte, and billed at $1.99/ MB. *Friends & Family eligibility varies on selected calling plan. **Data sent or received using Mobile Web (including advertising), *Get it Now*, and other applications will be aggregated at the end of each month, rounded up to the nearest whole megabyte, and billed at $1.99 per megabyte.

Nationwide Small Business SharePlans

Unlimited National Mobile to Mobile Calling Minutes
No Domestic Roaming or Long Distance Charges

Unlimited Night & Weekend Minutes
Mobile Web 2.0†

Shared Monthly Anytime Voice Minutes	*Talk*	*Talk & Text*	Maximum # of Lines	Per-Minute Rate After Allowance	Friends & Family (Up to 10 numbers)
	The calling plan detailed below reflects the monthly access fee discount. No additional discounts apply.				
700	$53.89	$76.99	5	$0.45	Not Included
1400	$69.29	$92.39	5	$0.40	Included*
2000	$76.99	$100.09	5	$0.35	
3000	$115.49	$138.59	5	$0.25	
4000	$153.99	$177.86	8	$0.25	
6000	$211.74	$235.61	10	$0.25	
7500	$327.24	$351.11	15	$0.25	
10000	$419.64	$443.51	20	$0.25	
15000	$619.84	$643.71	30	$0.25	
20000	$835.44	$859.31	40	$0.25	
30000	$1239.69	$1263.56	50	$0.25	
Add a Line**	$9.99	$15.99			
Data Sent or Received***	$1.99/ MB				
Unlimited Push-to-Talk	$2.00				
100 txt, pix and flix	Included				

Notes: Only primary lines are eligible for monthly access fee discounts. These plans are not eligible for discounts on month to month activations. Monthly Access Fees are for two lines of service. If the maximum number of lines associated with the Shared Monthly Anytime Minutes tier is exceeded, Customer will automatically be migrated to the lowest Shared Monthly Anytime Minutes tier that supports their number of lines. †Mobile Web 2.0 pages may include Verizon Wireless and third party advertising. *Friends & Family eligibility varies on selected calling plan. **All additional lines on a Select Plan with a Shared Monthly Anytime Minute allowance for 3,000 minutes or less are $9.99 each, for 4,000 minutes or more adding a line is $15.99 each. ***Data sent or received using Mobile Web (including advertising), *Get it Now*, and other applications will be aggregated at the end of each month, rounded up to the nearest whole megabyte, and billed at $1.99 per megabyte.

Verizon Wireless offers this pricing utilizing the terms and conditions of the Western States Contracting Alliance (WSCA) Master Service Contract, Addenda and Attachments can be found on AboutWSCA.Org site for your consideration and review.

WSCA Local Flat Rate Calling Plan

The WSCA Local Flat Rate Calling Plan is NOT eligible for monthly access fee discounts and promotions
For Government Liable Government WSCA Subscribers Only

Monthly Access Fee	$8.99
Anytime Minutes	0
Per Minute Rate	$0.10
Domestic Long Distance	$0.20 per minute
Domestic Roaming	$0.69
Data Sent or Received*	$1.99/ MB
1000 Night & Weekend Minutes OR 1000 IN Calling Minutes	$5.00 additional monthly access fee per line

Nationwide Flat Rate Calling Plans

The Nationwide Flat Rate Calling Plans are NOT eligible for monthly access fee discounts and promotions

No Domestic Roaming or Long Distance Charges	Mobile Web 2.0†
Monthly Anytime Voice Minutes	$14.99
Anytime Minutes	0
Per Minute Rate	$0.25
Data Sent or Received*	$1.99/ MB

Notes: †Mobile Web 2.0 pages may include Verizon Wireless and third party advertising. Unless the line subscribes to a V CAST VPack, V CAST Mobile TV Select Package, or a Nationwide Premium Calling Plan, megabytes sent or received (including advertising) will be aggregated each month, rounded up to the next full megabyte, and billed at $1.99/ MB. *Data sent or received using Mobile Web (including advertising), *Get it Now*, and other applications will be aggregated at the end of each month, rounded up to the nearest whole megabyte, and billed at $1.99 per megabyte.

WSCA Push to Talk only Calling Plan

The WSCA Push to Talk Only Calling Plan is NOT eligible for monthly access fee discounts and promotions
For Government Liable Government WSCA Subcribers Only

Monthly Access Fee	$18.99
Home Airtime Minutes*	0
Share Option	Included
One to One Push to Talk	Unlimited

Notes: Push to Talk terms and conditions apply. *Subscribers to the Push to Talk Unlimited Calling Plan cannot place or receive regular cellular wireless calls other than to 611 and 911. (These calls may be placed anywhere in the Nationwide Rate and Coverage Area). Push to Talk calls may only be made with other Verizon Wireless Push to Talk subscribers, and only from the National Enhanced Services Rate and Coverage Areas. For optimal Push to Talk performance, all callers on a Push to Talk session must have an EV-DO Rev. A capable device and be receiving EV-DO service. A Push to Talk call is terminated by pressing END or will automatically time out after ten (10) seconds of inactivity. You cannot prevent others who have your wireless phone number from entering you into their Push to Talk contact list. Only one person can speak at a time during Push to Talk calls. When using your phone keypad to make a Push to Talk call, you must enter the ten-digit phone number of the called party. Presence information may not be available for all Push to Talk contacts. The timeliness of presence information may be impacted by the network registration status of a Push to Talk contact. Your Push to Talk service cannot be used for any applications that tether your phone to computers or other devices for any purpose. Push to Talk-capable phone and feature required. Push to Talk subscribers cannot use Push to Talk or other data products and services (i.e. Picture Messaging, Mobile Web, Get It Now, Mobile Broadband Connect, etc) while roaming on other carriers' networks at this time.

Telemetry Data Pricing for 1x & EVDO

Plan Description	Monthly Access Fee	Data Allowance	Data Overage
	The calling plan detailed below reflects the monthly access fee discount. No additional discounts apply.		
Telemetry 1 MB share	$5.00	1 MB	$0.0050
Telemetry 5 MB share	$7.00	5 MB	
Telemetry 25 MB share	$10.00	25 MB	
Telemetry 50 MB share	$15.00	50 MB	
Telemetry 250MB (non-share)	$25.00	250MB	
Telemetry 5GB (non-share)	$50.00	5GB	
Share Option	Available on the 250 MB and 5GB plans for an additional $10.00 per line		

Verizon Wireless offers this pricing utilizing the terms and conditions of the Western States Contracting Alliance (WSCA) Master Service Contract, Addenda and Attachments can be found on AboutWSCA.Org site for your consideration and review.

Notes: A minimum of five (5) Government liability devices in service required. Telemetry plans are intended for data transmissions and for primary use within the Verizon Wireless Mobile Broadband and NationalAccess Coverage Areas. Current coverage details can be found at www.verizonwireless.com. Only the 1MB through 50MB plans can share together. Only the 250MB plan and 5GB plan may share together.

Share option available for an additional

Nationwide Email for Government Calling Plans

Unlimited National Mobile to Mobile Calling Minutes
No Domestic Roaming or Long Distance Charges
Unlimited Data Allowance for email

Unlimited Night & Weekend Minutes
Unlimited Domestic Text Messaging

Monthly Anytime Voice Minutes	***Monthly Access Fee Non-Shared Minutes***	***Monthly Access Fee Shared Minutes***	Friends & Family (Up to 10 numbers)	Per-Minute Rate After Allowance
	The calling plan detailed below reflects the monthly access fee discount. No additional discounts apply.			
400	$47.63	$49.61	Included*	$0.25
600	$60.47	$62.44		
1000	$72.31	$74.29		
National Access Roaming	$0.002 per kilobyte			
Data Sent or Received**	$1.99/ MB			
Global Email Plan	$16 additional monthly access per line			
Tethering	$10 additional monthly access per line			
Add-a-line	$35.99			

Notes: *Friends & Family eligibility varies on selected calling plan. **Data sent or received using Mobile Web (including advertising), *Get it Now*, and other applications will be aggregated at the end of each month, rounded up to the nearest whole megabyte, and billed at $1.99 per megabyte.

Nationwide Email for Business Calling Plans

Unlimited National Mobile to Mobile Calling Minutes
No Domestic Roaming or Long Distance Charges

Unlimited Data Allowance for email
Unlimited Night & Weekend Minutes

Monthly Anytime Voice Minutes	***Email Plan*** ✓ Voice and email	***Email & Messaging Plan*** ✓ Voice, email, and messaging unlimited text, picture and video messaging	Friends & Family (Up to 10 numbers)	Per-Minute Rate After Allowance
	The calling plan detailed below reflects the monthly access fee discount. No additional discounts apply.			
450	$61.59	$76.99	Included w/ Share*	$0.25
900	$76.99	$92.39	Included*	
1350	$84.69	$100.09		
2000	$100.09	$115.49		
4000	$130.89	$146.29		
6000	$169.39	$184.79		
Share Option	$3.85 additional monthly access per line			

Notes: *Friends & Family eligibility varies on selected calling plan.

BlackBerry/PDA Calling Plans for Government Subscribers

The calling plan detailed below reflects the monthly access fee discount. No additional discounts apply.

Includes Wireless Sync or BlackBerry Solution compatible with Microsoft Outlook, Lotus Notes, POP3, and IMAP email accounts. .

Discounted Monthly Access Fee	$35.99
Domestic MB Allowance	Unlimited
Home Airtime/Min. Rate	$0.12
IN-Calling	Unlimited
Domestic Text Messages	Unlimited
Domestic Long Distance[1]	Included
Overage Rate Per KB	n/a

Verizon Wireless offers this pricing utilizing the terms and conditions of the Western States Contracting Alliance (WSCA) Master Service Contract, Addenda and Attachments can be found on AboutWSCA.Org site for your consideration and review.

National-Access Roaming	**$0.002 per Kilobyte**
Global Email Unlimited MB Allowance	**$16.00 (monthly access per subscriber in addition to standard monthly access fee)**

Notes: Subject to the NationalAccess/BroadbandAccess terms and conditions; additional terms and conditions apply to Unlimited, Megabyte (MB), PDA and BlackBerry Plans. BroadbandAccess is available only in specific markets; please see www.verizonwireless.com for current availability. NationalAccess is available in the National Enhanced Services rate and coverage area; see map for details. †Roaming, toll, and long distance charges may apply when making and receiving calls outside of the NationalAccess home airtime rate and coverage area and in CDMA countries, see International Roaming terms and conditions. Per minute roaming applies to Voice calls and Quick 2 Net. †Domestic long distance is included when placing calls in the America's Choice home airtime rate and coverage area. †††Long distance charges will apply when making or receiving calls outside the United States.

BlackBerry/PDA Calling Plans for Government Subscribers

The calling plan detailed below reflects the monthly access fee discount. No additional discounts apply.

Includes Wireless Sync or BlackBerry Solution compatible with Microsoft Outlook, Lotus Notes, POP3, and IMAP email accounts. .

Discounted Monthly Access Fee	**$35.99**
Domestic MB Allowance	**Unlimited**
Home Airtime/Min. Rate	**$0.25**
IN-Calling	**Unlimited**
Domestic Text Messages	**Unlimited**
Domestic Long Distance[1]	**Included**
Overage Rate Per KB	**n/a**
National-Access Roaming	**$0.002 per Kilobyte**
Share Option	**Included**

Notes: Subject to the NationalAccess/BroadbandAccess terms and conditions; additional terms and conditions apply to Unlimited, Megabyte (MB), PDA and BlackBerry Plans. BroadbandAccess is available only in specific markets; please see www.verizonwireless.com for current availability. NationalAccess is available in the National Enhanced Services rate and coverage area; see map for details. †Roaming, toll, and long distance charges may apply when making and receiving calls outside of the NationalAccess home airtime rate and coverage area and in CDMA countries, see International Roaming terms and conditions. Per minute roaming applies to Voice calls and Quick 2 Net. †Domestic long distance is included when placing calls in the America's Choice home airtime rate and coverage area. †††Long distance charges will apply when making or receiving calls outside the United States.

Data Packages

Data for Simple Feature & 3G Multimedia Phones

Monthly Access Per Line	Data Allowance	Per-MB Overage Rate
N/A For Simple Feature Phones only*	**Pay per use**	**$1.99**
$9.99	**25 MB**	**$0.20 after allowance**
$23.99	**Unlimited**	**N/A**

Data for all 3G Smartphones

Data Feature or Plan	Monthly Access Per Line	Data Allowance
Personal Email Feature†	**$23.99**	**Unlimited**
Personal Email Plan (Government Subscribers only)	**$40.99**	**Unlimited**
Personal & Business Email Feature†**	**$35.99**	**Unlimited**
Personal & Business Email Plan (Government Subscribers only)	**$40.99**	**Unlimited**

Notes: *Mobile Email is included with the $9.99 & $29.99 solutions for Simple Feature & 3G Multimedia phones and is an additional $5.00 per month for simple phones on the Pay per use data pricing. **A Business & Personal Email application by Remoba may be added to Simple Feature & 3G Multimedia Phones for $9.99 per month. Mobile Web 2.0 pages may include Verizon Wireless and third party advertising Megabytes sent or received (including advertising) will be aggregated each month, rounded up to the next full megabyte, and billed at $1.99/ MB. *Data sent or received using Mobile Web (including advertising), *Get it Now*, and other applications will be aggregated at the end of each month, rounded up to the nearest whole megabyte, and billed at $1.99 per megabyte. NationalAccess Roaming will be charged at $0.002 per KB (Canada) and $0.005 per KB (Mexico). †Optional Features may only be added onto an eligible calling plan with a monthly access fee of $34.99 or higher.

Personal Email: Includes BlackBerry internet service compatible with POP3, and IMAP email accounts only. The Personal Email Plan and feature are eligible for monthly access fee discounts and promotions, when available.

Personal Email Plan (Government Subscribers only): If the voice block feature is removed, Subscribers will be charged $0.25 per minute for voice calls, IS-95 and other non-NationalAccess data usage in the United States.

Personal & Business Email: Includes Wireless sync or BlackBerry Solution with Microsoft Outlook, Lotus Notes, POP3 and IMAP email accounts. Personal & Business Email Features are eligible for monthly access fee discounts and promotions, when available.

Personal & Business Email Plan (Government Subscribers only): If the voice block feature is removed, Subscribers will be charged $0.25 per minute for voice calls, IS-95 and other non-NationalAccess data usage in the United States.

Verizon Wireless offers this pricing utilizing the terms and conditions of the Western States Contracting Alliance (WSCA) Master Service Contract, Addenda and Attachments can be found on AboutWSCA.Org site for your consideration and review.

Mobile Broadband Data Plans and Features

The calling plans and features detailed below reflect the monthly access fee discount. No additional discounts apply.

	Mobile Broadband*		Mobile Broadband Connect Features
	With a PC Card or USB Modem, or notetebook with Mobile Broadband Built-In **Monthly Flat Rate Access**		With a Mobile Broadband Connect – capable handset
Monthly Access Fee	**$30.79**	**$39.99**	**$24.00**
Monthly Allowance	**250 MB**	**Unlimited**	**Unlimited**
Overage Rate Per MB	**$0.10**	**N/A**	**N/A**
NationalAccess Roaming	**$0.002/per KB (Canada) $0.005/ per KB (Mexico)**		
Domestic Long Distance	**Included**		

Notes: *Monthly Access Fee discounts on these Plans are available for Government Subscribers only. Mobile Broadband Connect is currently available on select voice and data devices, and provides Mobile Broadband/NationalAccess service utilizing the device as a modem. A mobile office kit, VZAccess Manager Software, a cable for tethering and/ or a software update may be required. Bluetooth® is not supported with Mobile Broadband Connect. †With Nationwide Email Plan or Unlimited Email Feature added to an eligible calling plan. †† With unlimited Email plan or Web and Email for BlackBerry plan or feature. †††With any qualifying voice calling plan. Verizon Wireless reserves the right to limit throughput should 5GB of usage be exceeded in any given month.

Verizon Wireless offers this pricing utilizing the terms and conditions of the Western States Contracting Alliance (WSCA) Master Service Contract, Addenda and Attachments can be found on AboutWSCA.Org site for your consideration and review.

4G Mobile Broadband Plans
for Internet browsing, email, or intranet access

The 4G Mobile Broadband Plans detailed below reflect the monthly access fee discount. No additional discounts apply.

	4G Mobile Broadband	
Monthly Access Fee	$38.50	$61.60
MB Allowance	5GB	10GB
Overage Rate	$10.00 per GB	

Notes: 4G and 3G Mobile Broadband coverage details can be found at www.verizonwireless.com. 4G service requires 4G equipment and 4G coverage. Typical 4G speeds: 5 to 12 Mbps download, 2 to 5 Mbps upload. When traveling in the 3G Coverage Area, you can expect download speeds of 600 Kbps to 1.4 Mbps and upload speeds of 500 to 800 Kbps. When traveling in the Extended 3G Coverage Area, you can expect download speeds of 400 to 700 Kbps and upload speeds of 60 to 80 Kbps. Outside the Mobile Broadband Rate and Coverage Area, the NationalAccess network allows connections at typical speeds of 60 to 80 Kbps. See the Calling Plan and Feature Details in the Agreement or contact your Verizon Wireless sales rep for important information about calling plans, features and options. * Monthly Access Fee discounts on these Plans are available for Corporate/Government Subscribers only.

Verizon Wireless offers this pricing utilizing the terms and conditions of the Western States Contracting Alliance (WSCA) Master Service Contract, Addenda and Attachments can be found on AboutWSCA.Org site for your consideration and review.

Nationwide Global Email for Government Calling Plans

Unlimited National Mobile to Mobile Calling Minutes
No Domestic Roaming or Long Distance Charges
Unlimited Data Allowance for Email
Unlimited Night & Weekend Minutes
Unlimited Domestic Text Messaging
Unlimited Global Email

Monthly Anytime Minutes	***Monthly Access Fee Non-Shared Minutes***	***Monthly Access Fee Shared Minutes***	Friends & Family (Up to 10 numbers)	Per-Minute Rate After Allowance
	The calling plan detailed below reflects the monthly access fee discount. No additional discounts apply.			
400	**$64.79**	**$66.66**	**Included***	**$0.25**
600	**$76.99**	**$78.87**		
1000	**$88.26**	**$90.14**		
National Access Roaming	**$0.002 per Kilobyte**			
Data Sent or Received	**$1.99/ MB**			
Unlimited Push-to-Talk	**$2.00**			

Notes: Current coverage details can be found at www.verizonwireless.com. The Unlimited Data allowance applies in the United States, Canada, Mexico, and the rest of the world where coverage is available. See attached Calling Plan and Feature Details for important information about calling plans, features and options. These plans are not eligible for discounts on month to month activations. *Friends & Family eligibility varies on selected calling plan.

Nationwide GlobalEmail for Business Calling Plans

Unlimited National Mobile to Mobile Calling Minutes
No Domestic Roaming or Long Distance Charges
Unlimited Data Allowance for email
Unlimited Night & Weekend Minutes

Monthly Anytime Voice Minutes	***GlobalEmail Plan*** Voice and email	***GlobalEmail & Messaging Plan*** Voice, email and, messaging ✓ Unlimited Text, Picture and Video Messaging	Friends & Family (Up to 10 numbers)	Per-Minute Rate After Allowance
	The calling plan detailed below reflects the monthly access fee discount. No additional discounts apply.			
450	**$76.92**	**$92.39**	**Included w/ Share***	**$0.25**
900	**$92.39**	**$107.79**	**Included***	
1350	**$100.09**	**$115.49**		
2000	**$115.49**	**$130.89**		
4000	**$146.29**	**$161.69**		
Share Option	**$3.85 additional monthly access per line**			
Unlimited Push-to-Talk	**$2.00**			
100 Mobile to Mobile Messages (Text, Picture and Video)	**Included**			
International Calling	**GlobalPhone rates apply for calls made while traveling internationally. See the Calling Plan and Feature details section. International long distance calling rates from the United States vary by destination.**			

Notes: *Friends & Family eligibility varies on selected calling plan.

Notes: Current coverage details can be found at www.verizonwireless.com. The Unlimited Data allowance applies in the United States, Canada, Mexico, and the rest of the world where coverage is available. See attached Calling Plan and Feature Details for important information about calling plans, features and options. These plans are not eligible for discounts on month to month activations. *Friends & Family eligibility varies on selected calling plan.

Verizon Wireless offers this pricing utilizing the terms and conditions of the Western States Contracting Alliance (WSCA) Master Service Contract, Addenda and Attachments can be found on AboutWSCA.Org site for your consideration and review.

GlobalEmail Data Plan and Feature Global smartphones or Global BlackBerry Includes Wireless Sync or BlackBerry Solution compatible with Microsoft Outlook, Lotus Notes, POP3, and IMAP email accounts.				
	As a feature added to an eligible Nationwide Email Plan†	As a feature added to an eligible Calling Plan†† with a 20% Add on Feature Discount	As a Stand-Alone Calling Plan with an 18% WSCA Discount	Pay as you Go
Monthly Access Fee	$20.00	$50.04	$53.89	n/a
	Monthly Data Allowance			
United States	Unlimited for e-mail			n/a
Canada				$0.002 per KB or $2.05 per MB
Mexico				$0.005 per KB or $5.12 per MB
Rest of the World				$0.02 per KB or $20.48 per MB
	Voice Usage			
Domestic Voice†††	Per the voice calling plan	25¢ per minute for calls within Nationwide Rate and Coverage Area		Per the voice calling plan
International Voice	Global Phone, and CDMA roaming rates for calls made while traveling internationally			

Notes: †Requires Nationwide Email Plan. No Line Term extension required. ††Optional Features may be added onto an eligible calling plan with a monthly access fee of $34.99 or higher. †††Per Minute Rate applies to voice calls, IS-95 and other non-NationalAccess data usage in the United States. For optional features, the underlying calling plan determines the rates for voice airtime, and domestic long distance. Data access is always available on smartphone devices. A data plan or feature is always required to use a BlackBerry device.

GlobalAccess Data Plan Global PC Card

	As a Stand-Alone Calling Plan The calling plan detailed below reflects the monthly access fee discount. No additional discounts apply.	Pay-Per-Use Plan
Monthly Access Fee	$100.09	n/a
	Monthly Data Allowance and Overage	
United States	5 GB (5,120MB) ($0.25/ MB after allowance)	Must subscribe to a domestic Mobile Broadband Plan.
Canada		0 MB - $0.002 per KB or $2.05 per MB
Mexico and Select Destinations	100 MB* ($0.005/KB or $5.12/MB after allowance)	0 MB - $0.005 per KB or $5.12 per MB
Rest of the World	0 MB ($0.02/KB or $20.48/MB)	0 MB - $0.02/KB or $20.48 per MB

GlobalAccess Data for Handsets

Monthly Data Allowance	20MB	10MB	Pay-Per-Use Plan
Monthly Access Fee	$29.99	$19.99	n/a
	Data Overage Rate		
Canada	$0.002 per KB or $2.05MB	$0.002 per KB or $2.05MB	$0.002 per KB or $2.05MB
Mexico and Select Destinations	$0.005 per KB or $5.12 per MB	$0.005 per KB or $5.12 per MB	$0.005 per KB or $5.12 per MB
Rest of the World	$0.02 per KB or $20.48 per MB	$0.02 per KB or $20.48 per MB	$0.02 per KB or $20.48 per MB

Verizon Wireless offers this pricing utilizing the terms and conditions of the Western States Contracting Alliance (WSCA) Master Service Contract, Addenda and Attachments can be found on AboutWSCA.Org site for your consideration and review.

Verizon Wireless Calling Plan Optional Features

Calling Plans and Associated Charges: Government Subscribers may activate Wireless Service on the calling plans included with this Agreement, as well as eligible Verizon Wireless consumer/retail calling plans, subject to the terms of this Agreement. On Family SharePlan® calling plans, monthly access fee discounts apply only to the primary line of service. Subscribers may take advantage of promotions or purchase Equipment at Government pricing, but this may require a Line Term extension after initial activation. Some calling plans or monthly access price points may not be available in all markets. Subscriber's first partial and full month's access and any activation fees are payable in advance and will not be refunded after activation of the Wireless Service Charges for calls will be based on the cell sites used, which may be outside the calling plan coverage area even when the subscriber is physically within the coverage area. Time of the call is based on the telephone switching office that carries the call, which may be different from the time of day shown on subscriber's phone. Rates do not apply to credit card or operator-assisted calls, which may be required in certain areas. Usage rounded up to the next full minute. Unused minutes and/or Megabytes are lost. On outgoing calls, charges start when subscriber first presses **SEND** or the call connects to a network, and on incoming calls, when the call connects to a network (which may be before it rings). A call may end several seconds after subscriber presses **END** or the call otherwise disconnects. Calls made on the Verizon Wireless network are only billed if they connect (which includes calls answered by machines). Billing for airtime and related charges may sometimes be delayed. Calls to "911" and certain other emergency services are toll-free and airtime-free; however, airtime may be charged when dialing toll-free numbers. All features may not be available in all Verizon Wireless markets.

Anytime Minutes: Anytime Minutes apply when making or receiving calls from a calling plan's rate and coverage area. Coverage information is available at www.verizonwireless.com. Airtime is rounded up to the next full minute. Allowance minutes/Megabytes are not transferable except as may be available on calling plans with sharing. In order to gain access to coverage in newly expanding markets, subscribers must periodically dial *228 to update roaming information from voice or Smartphone devices; from the VZAccess Manager, go into "Options" and click "Activation," while in the National Enhanced Services Rate and Coverage Area every three months. This may alter the rate and coverage area. Automatic roaming may not be available in all areas and rates may vary. Roaming charges may be delayed to a later bill.

Long Distance: Unlimited domestic long distance is included when calling from the calling plan's rate and coverage area, unless otherwise specified in the calling plan.

Customer's Cell Phone Number and Caller ID: Verizon Wireless will assign one Mobile Telephone Number ("MTN") to each subscriber line. Other than as required to port an MTN, Customer does not have any property right in the MTN and Verizon Wireless may change, reassign, or eliminate an MTN upon reasonable notice to Customer under certain circumstances, including fraud prevention, area code changes and regulatory or statutory law enforcement requirements.

Unlimited Messaging: Unlimited Messaging is included with the Talk & Text Plans, and is available in the National Enhanced Services rate and coverage area in the United States. Messaging applies when sending and receiving (i) text, picture and video messages to and from Verizon Wireless and Non-Verizon Wireless customers in the United States, (ii) Text, picture, and video messages sent via email, (iii) Instant messages, and (iv) Text messages with customers of wireless carriers in Canada, Mexico, and Puerto Rico. Messaging is subject to Text, Picture, and Video Messaging Terms and conditions. Premium messages are not included. Messaging bundle benefits do not apply to international messages.

Friends & Family: Calls directed to and received from an account's listed Friends & Family numbers shall not use Monthly Anytime Voice Minutes. For Nationwide Family SharePlans with 1400 minutes or more, subscribers can add up to ten (10) Friends & Family numbers. Only calls from Nationwide Coverage Area to designated domestic landline or wireless numbers (excluding Directory Assistance, 900 numbers, or customer's own wireless or Voicemail access numbers) may be added; all qualifying lines on an account share the same Friends & Family numbers, up to account's eligibility limits; My Verizon, My Business Account or Verizon Enterprise Center is required to set up and manage Friends & Family numbers.

Verizon Wireless Calling Plan Included Features[1]	
Call Waiting[2,7]	Three Way Calling[2,7]
Call Forwarding[2, 7]	No Answer/ Busy Transfer[7]
Caller ID[3,7]	Basic Voice Mail[2,4,7]
411 Search [5,7]	Basic Text Messaging[6]
Mobile Web [2,7,8]	International Calling/ Roaming [9]

[1] Not available in some areas.

[2]Airtime charges apply to all calls simultaneously and to forwarded/ transferred calls even if the call is sent to another wireless phone. Voice mail boxes not initiated within 60 days of activation are cancelled.

[3]When making a call, subscriber's MTN may be displayed to the receiving party with Caller ID capable Equipment. Caller ID service may not be available outside the rate and coverage areas, and may not be compatible with certain enhanced features. Caller ID can be blocked for most calls by dialing *67 before each call, or by ordering per-line call blocking where available. Calls to some numbers, such as toll-free numbers, cannot be blocked.

[4]Airtime charges apply to message retrieval.

[5]411 Search, directory assistance with automatic call completion is subject to a $1.99 per call fee plus airtime and text charges if applicable. Directory assistance rates are subject to change.

[6]Text Messaging offered at the prevailing rate, currently $0.20 per inbound and $0.20 per outbound message per address $0.25 for picture messages. Text message charges are subject to change.

[7]Feature not included on NationalAccess and Mobile Broadband Plans at no charge, but are available at the prevailing Verizon Wireless rates.

[8]Mobile Web Alerts are sent as Text Messages and are subject to Text Messaging pricing, terms and conditions. Mobile web is not available on Smartphones or the Email and Web for BlackBerry Plans. Unless a Mobile TV Select Package is subscribed to megabytes sent or received (including advertising) will be aggregated each month, rounded up to the next full megabyte, and billed at $1.99/ MB. Complete terms and conditions for Mobile Web may be found at www.verizonwireless.com.

[9]International Calling/ Roaming prices start at $.49 a minute (plus airtime). For complete terms and conditions for International Calling/ Roaming please visit verizonwireless.com/international.

Calling Plan Optional Features

Unlimited Mobile to Mobile Messaging (Text, Picture, & Video Messaging)	**Optional Feature Access Fee**	**Additional Messages**	**Overage Rate**
	$10.00	500	$0.10 Per message/ per address
	$20.00	5000	
Visual Voice Mail	$2.99 monthly charge		
Push to Talk	$5.00/ Monthly Access Fee*		
Text, Picture, & Video Messaging	**Optional Feature Access Fee**	**Included Messages**	**Overage Rate**
	$5.00	250	$0.10 per message/ per address
GSM International Roaming Global Phone	**Rates are available at www.VerizonWireless.com**		
Verizon Wireless International Long Distance Value Plan	$3.99 plus applicable airtime and long distance charges		
Field Force Manager (Government Subscribers Only)	**Monthly Access per Handset**		
	Limited	**Basic**	**Premium****

Verizon Wireless offers this pricing utilizing the terms and conditions of the Western States Contracting Alliance (WSCA) Master Service Contract, Addenda and Attachments can be found on AboutWSCA.Org site for your consideration and review.

Verizon Wireless Calling Plan Optional Features

	$19.99 per user	$29.99 per user	$49.99 per user
	Monthly Access per Advanced Device†		
	Limited	**Basic**	**Premium****
	$15.00 per user	$20.00 per user	$30.00 per user

Optional Feature rates and packages are subject to change. Other Optional Features may be available please see your Account Manager or visit www.verizonwireless.com for information. *The Push to Talk Feature is available when combined with a calling plan with a monthly access fee of $34.99 or higher. ** Field Force Manager Premium is not available on all devices. † Requires Unlimited Email Plan or Feature

Visual Voice Mail: Visual Voice Mail is only available in the national Enhanced Services Coverage Area and only on select devices. Basic Voice Mail required. Not compatible with Text Messaging Block. Data charges apply during application download and standard messaging rates apply for messages initiated from the application. Accessing Voice Mail, Call Forwarding, Call Return, Personal Operator and other features are subject to airtime, long distance, roaming charges and taxes and Mobile to Mobile Calling minutes do not apply.

Push to Talk: Push to Talk calls may only be made with other Verizon Wireless Push to Talk subscribers, and only from the National Enhanced Services Rate and Coverage Areas. For optimal Push to Talk performance, all callers on a Push to Talk session must have an EV-DO Rev. A capable device and be receiving EV-DO service. A Push to Talk call is terminated by pressing END or will automatically time out after ten (10) seconds of inactivity. You cannot prevent others who have your wireless phone number from entering you into their Push to Talk contact list. Only one person can speak at a time during Push to Talk calls. When using your phone keypad to make a Push to Talk call, you must enter the ten-digit phone number of the called party. Presence information may not be available for all Push to Talk contacts. The timeliness of presence information may be impacted by the network registration status of a Push to Talk contact. Your Push to Talk service cannot be used for any applications that tether your phone to computers or other devices for any purpose. Push to Talk-capable phone and feature required. Push to Talk subscribers cannot use Push to Talk or other data products and services (i.e. Picture Messaging, Mobile Web, Get It Now, Mobile Broadband Connect, etc) while roaming on other carriers' networks at this time.

Mobile to Mobile Calling: Mobile to Mobile Calling minutes apply when making calls directly to or receiving calls directly from another Verizon Wireless subscriber while in the Nationwide Rate and Coverage area. Mobile to Mobile calls must originate and terminate while both Verizon Wireless subscribers are within the Mobile to Mobile Calling area. Mobile to Mobile Calling is not available (i) to fixed wireless devices with usage substantially from a single cell site, (ii) for data usage including Push to Talk calls, Picture or Video Messaging (iii) if Call Forwarding or No Answer/Busy Transfer features are activated, (iv) for calls to Verizon Wireless customers using any of the VZGlobal® services, (v) for calls to check Voice Mail, (vi) in those areas of Louisiana and Mississippi where the users roaming indicator flashes, (vii) in Canada and Mexico and (viii) to users whose current wireless exchange restricts the delivery of Caller ID or Caller ID Block is initiated. Mobile to Mobile Calling minutes will be applied before Anytime Minutes.

Night and Weekend Minutes: Apply to calls made in a calling plan's rate and coverage area only during the following hours: 9:01pm Friday through 5:59am Monday and 9:01pm to 5:59am Monday through Friday.*

***NOTE:** If both Night and Weekend and Mobile to Mobile Calling minute allowances apply to a given call, Mobile to Mobile Calling minutes will apply before Night and Weekend minutes. However, if either allowance is unlimited, the unlimited allowance will always apply first.

Text Messaging: Text Messaging includes Short Message Service (SMS up to 160 characters) and Enhanced Messaging Service (EMS up to 1120 characters). Enhanced Text Messages sent to most SMS handsets will be delivered as multiple Text messages of up to 160 characters each. Subscribers have the option to have text messages disabled entirely without affecting voicemail or other related services. Text Messaging plans do not include Operator Assisted Messaging or International Messaging, which is available for 25¢ per message sent and 20¢ per message received; see www.vtext.com for details and countries. Verizon Wireless is not responsible for information sent using Text Messaging or Enhanced Text Messaging. Verizon Wireless cannot guarantee that messages will be received and is not responsible for messages that are lost or misdirected. Messages not delivered after 5 days are automatically deleted. Airtime charges do not apply to the sending or receiving of text messages. When sending messages from Equipment, the sender's MTN will always be sent to the destination, even if Caller ID is used to block voice calls.

Mobile to Mobile Messaging: Cannot be combined with any other package that includes a Text or Picture & Video message allowance. Mobile to Mobile Messaging applies only to Text/ Picture/ Video messages sent to and received from other Verizon Wireless subscribers' wireless phones while both wireless subscribers are within the National Enhanced Services Rate and Coverage Area. Additional messages apply to PIX Place, VTEXT/ Text Alerts/ getAlerts, Instant Messaging (IM), Email, Premium Text Services, and Text/Picture/Video messages sent to non-Verizon Wireless customers, and these messages will be decremented from the subscriber's Additional Message allowance or billed as overage. Additional Messages may not be applied toward International Text Messaging, which costs 25¢ per message sent and 20¢ per message received; please see www.vtext.com for additional details and countries.

Multi-Media Messaging (MMS): Multi-Media Messaging (MMS) includes picture and video messaging and is only available within the National Enhanced Services Rate and Coverage Area. In addition, MMS messages are $0.25 per message, per address. In addition to the MMS per message charges, MMS uses calling plan Anytime Minutes or kilobytes. Canceling an MMS message after pressing SEND may result in sent messages that contain only partial content. Subscriber will be charged for outgoing MMS message, even if not received by the intended recipient, or even if only partial content is delivered. Subscriber will not be charged for incoming MMS message unless received. An MMS message that cannot be delivered within 5 days will be deleted. MMS is not available for use with a Mobile Office Kit. Camera phones are prohibited in some places. Subscribers are solely responsible for complying with all applicable laws, rules, regulations and policies regarding camera phone use.

International Long Distance (I-DIAL): International Long Distance is available but may be subject to a 90-day payment history with Verizon Wireless. International long distance rates will vary and do not apply to calls to Canada, Puerto Rico, the U.S. Virgin Islands and some U.S. Protectorates, or to credit card or operator-assisted calls. Current international long distance rates can be found at www.verizonwireless.com and are subject to change.

Verizon Wireless International Long Distance Value Plan: I-DIAL required to call most countries. Value Plan feature is not available on all Calling Plans. Rates are subject to change without notice. Standard International Long Distance rates apply only on calls made from the Verizon Wireless network. Rates and service availability may vary when your phone's banner displays "Extended Network." Value Plan rates apply only on calls made from your Calling Plan's Rate and Coverage Area. If a subscriber's Calling Plan's Rate and Coverage Area includes Canada, calls made from that area to Canadian phone numbers, as applicable, will be billed per the Calling Plan. For Value Plan subscribers, calls made from the Verizon Wireless network to countries not included in the Value Plan will be billed at standard International Long Distance rates. Additional surcharges may apply when calling certain destinations, see www.verizonwireless.com/international for details.

International Roaming (Global Phone/ GlobalAccess/ GlobalEmail): International roaming requires digital or tri-mode CDMA phone with current software. Global Phone requires CDMA/GSM- capable phones and compatible SIM card. I-Dial required for GSM roaming, and for CDMA roaming in many destination. Rates, terms and conditions apply only when roaming on participating GSM and CDMA networks in published destinations. Availability of service, calling features, and Text messaging varies by country and network and may be restricted without notice. Premium text messaging programs that are accessible domestically are also accessible when roaming internationally and charges will be in addition to text messaging roaming charges. Where available calls placed to directory assistance, entertainment lines and any third-party services are billed (along with applicable toll charges) in addition to roaming rates. Message waiting indicator service is not available where text messaging is

not available. Availability of services and features, including the ability to make and receive international calls, varies by serving carrier and location and may be restricted without notice. See versionwireless.com/international for rates and destinations, which are subject to change without notice. Existing subscribers who purchase a Global Phone may have to set up a new voice mailbox and, if so, will lose access to previously stored messages upon activation of Global Phone. Voice mail messages will be time-stamped Eastern Time. Calls to voice mail will appear on the bill as calls to the subscriber's MTN or to 000-000-0086Taxes, surcharges and other regulatory fees may apply and may vary by country. Billing for airtime used when roaming may be delayed up to two billing cycles. By using Equipment outside the United States, subscriber is solely responsible for complying with all applicable foreign laws, rules and regulations ("Foreign Laws"), including Foreign Laws regarding use of wireless phones while driving and use of wireless camera phones. Verizon Wireless is not liable for any damages that may result from subscriber's failure to comply with Foreign Laws.

Roaming in CDMA countries outside of the US: CDMA Roaming rates are available at www.verizonwireless.com. Roaming in CDMA countries is only available in "CDMA" mode where service is available. Where Text messaging is available, Customer will be charged $0.50 for each message sent and $0.05 for each message received, and applies when roaming in most foreign countries. Text messaging rates are subject to change. An update to Equipment software is required to roam in S. Korea.

Roaming in GSM countries: CDMA/GSM Global Phone, activated in the United States with compatible subscriber Identity Module (SIM) card required. Rates, terms and conditions apply only when roaming on participating GSM networks in published Global Phone countries. Service may be available in additional countries, but airtime rates, availability of calling features, and ability to receive incoming calls (including return calls from emergency services personnel) may be restricted. See www.verizonwireless.com for coverage and airtime rates. Service in certain countries may be blocked without prior notice. Where Text messaging is available, Customer will be charged $0.50 for each message sent and $0.05 for each message received. Text messaging rates are subject to change. Text messages cannot exceed 140 characters and may be sent only to MTNs of (i) Verizon Wireless customers, and (ii) customers of foreign wireless carriers that participate in international text messaging. Check www.vtext.com for the most current list of participating foreign carriers. Text messages cannot be sent to e-mail addresses.

Field Force Manager (FFM): FFM is only available within the National Enhanced Services Rate and Coverage Area. Activation may be subject to a twenty-four hour delay and billing begins 2 days after ordering this service. Monthly access includes unlimited data usage for Field Force Manager. Limited Monthly Access plan and Basic Monthly Access plan for advanced devices are not eligible for business discounts. FFM is available only to Government Subscribers is intended for authorized employees/users in the course of legitimate Government business. Unauthorized or improper use could be a violation of law and may carry civil and criminal penalties. By subscribing to and/or using this service Customer agrees, represents and warrants that: 1) use of FFM by its Government Subscribers will be solely for lawful use and for no other purpose, 2) Verizon Wireless is authorized to access, collect, gather, use and disclose personal location information for all devices with FFM in order to deliver the services, and 3) all disclosures and/or consents from individual Government Subscribers in possession of the devices being tracked and/or monitored will be obtained as required by applicable law, regulation or policy (including but not limited to those relating to individual privacy rights). FFM requires a supported GPS enabled wireless device, specified Calling Plan or Data Plan, downloadable application, valid e-mail address and Internet access for activation and use. Data usage for FFM is included in the monthly subscription fee. FFM may prevent use of other features and services; any incompatible features and services must be cancelled in order to use FFM. Verizon Wireless does not guarantee the accuracy of information transmitted, disclosed, displayed or otherwise conveyed or used. Service could be interrupted or disrupted due to atmospheric conditions, inaccurate ephemeris data and other factors associated with use of satellites and satellite data. Always use caution when displaying and disseminating personally identifiable information about yourself or your location to third parties. Do not attempt to enter or change information while driving. Please observe the Verizon Wireless "Drive Responsibly" policy, which can be found at www.verizonwireless.com. From time to time customers with Limited or Basic service may inadvertently be able to access, view and/or use certain features associated with Basic and/or Premium features of FFM, in order to utilize these features on a regular and ongoing basis, fees associated with the Basic or Premium plan shall apply. Downloading the Field Force Manager application will require approximately 2 MB of data. Data sent or received will be aggregated each month, rounded up to the next megabyte and billed at $1.99/MB. Megabyte charges will not be incurred for using the application after download to the device. FFM is available on select devices only.

Data Plans and Feature

Data Plans and Features: Data Plan and Feature usage is subject to Acceptable Use Policy, available on www.verizonwireless.com. Monthly Megabyte allowances apply only to Mobile Broadband data transmissions. Other data (Quick 2 Net℠ or dial-up) transmissions and voice calls will be billed at the per-minute overage rate according to the plan. For optional data features, "other data" will be billed as Anytime Minutes or at the per-minute overage rate according to the underlying calling plan. Mobile Broadband data sessions require Mobile Broadband capable Equipment and must be placed within Mobile Broadband service area. Subscriber MUST press or click END or DISCONNECT button to ensure that session disconnects and charges cease. Third-party applications may automatically reinitiate data sessions without the subscriber pressing or clicking SEND or CONNECT button. Customer must maintain virus protection when accessing the service.

Permitted Uses: Wireless Email and Data Plans and Features may be used for accessing the Internet and for such uses as: (i) Internet browsing; (ii) email; (iii) intranet access (including accessing Government intranets, email and individual productivity applications made available by your company); (iv) uploading, downloading and streaming of audio, video and games; and (v) Voice over Internet Protocol (VoIP).

Prohibited Uses: While most common uses for Internet are permitted by a subscriber's Data Plan, there are certain uses that cause network capacity issues and interference with the network. These are not uses intended for Data Access plans and are therefore prohibited. Examples of prohibited uses include the following: (i) server devices or host computer applications, including, but not limited to, continuous Web camera posts or broadcasts, automatic data feeds, automated machine-to-machine connections or peer-to-peer (P2P) file sharing applications that are broadcast to multiple servers or recipients such as they could enable "bots" or similar routines (as set forth in more detail in (iii) below) or otherwise denigrate network capacity or functionality; (ii) as a substitute or backup for private lines or dedicated data connections; (iii) "auto-responders," "cancel-bots," or similar automated or manual routines which generate amounts of net traffic that could disrupt net user groups or email use by others; (iv) generating "spam" or unsolicited commercial or bulk email (or activities that facilitate the dissemination of such email); (v) any activity that adversely affects the ability of other users or systems to use either Verizon Wireless Services or other parties' Internet-based resources, including the generation or dissemination of viruses, malware, or "denial of service" (DoS) attacks; (vi) accessing, or attempting to access without authority the information, accounts or devices of others, or to penetrate, or attempt to penetrate, security measures of Verizon Wireless' or another entity's network or systems; or (vii) running software or other devices that maintain continuous active Internet connections when a computer's connection would otherwise be idle or "keep alive" functions, unless they adhere to Verizon Wireless' requirements for such usage, which may be changed from time to time. This means, by way of example only, that using these Data Plans or Features for P2P file-sharing services, web broadcasting, or for the operation of servers, telemetry devices and/or Supervisory Control and Data Acquisition devices is prohibited. Mobile Broadband and NationalAccess data sessions automatically terminate after 2 hours of inactivity, unless subscriber has Mobile IP (MIP) capable Equipment. Verizon Wireless reserves the right to take measures to protect our network and other users from harm, compromised capacity or degradation in performance. These measures may impact your service, and we reserve the right to deny, modify or terminate service, with or without

notice, to anyone we believe is using Data Plans or Features in a manner that adversely impacts our network. We may monitor your compliance, or the compliance of other users, with these terms and conditions, but we will not monitor the content of your communications except as otherwise expressly permitted or required by law. [See verizonwireless.com/privacy.]

Megabyte (MB) Data Plans: Megabyte allowance and charges for kilobytes over the monthly allowance apply to NationalAccess and Mobile Broadband data sessions and are rounded to next full kilobyte at end of each billing cycle. Only total of kilobytes transmitted above allowance each billing cycle may appear on bill.

Data Roaming: In the Canadian Broadband and Canadian Enhanced Services Rate and Coverage Areas, usage will be charged at a rate of $0.002/KB or $2.05/MB. In the Mexican Enhanced Services Rate and Coverage Area, usage will be charged at a rate of $0.005/KB or $5.12/MB. For more information on roaming in Canada and Mexico, visit verizonwireless.com/naroaming. In the Bermuda, China, Dominican Republic, Guam, India, Israel, Saipan and South Korea Enhanced Services Rate and Coverage Areas, usage will be billed at a rate of $0.02/KB or $20.48/MB. I-Dial is needed to roam in many destinations. Only the Canadian Broadband Rate and Coverage Area supports EV-DO.1XRTT Roaming Feature:. When roaming domestically, Dynamic IP addresses will be assigned when roaming. Usage rounded up to next full kilobyte. For information on where 1XRTT Roaming is available, see www.verizonwireless.com. 1XRTT roaming is available (i) in the Canadian Broadband and Canadian Enhanced Service Rate and Coverage Areas, and (ii) in the Mexican Enhanced Services Rate and Coverage Areas.

GlobalAccess: Global PC Card required for international use. Global PC Cards will not work in the United States or Canada and GlobalAccess subscribers will need a NationalAccess or Mobile Broadband PC card for domestic use. The domestic and Global PC Cards cannot be used at the same time. Prior to leaving the United States, subscribers must install GlobalAccess VZAccess Manager℠ and run the OTA wizard. GlobalAccess subscribers must activate and update their Preferred Roaming lists while in the National Enhanced Services Rate and Coverage Area every three months. Verizon Wireless reserves the right to terminate the service of any subscriber whose total usage is less than half on the Verizon Wireless National Enhanced Services Rate and Coverage Area over three consecutive billing cycles. GlobalAccess internet browsing, email, or intranet access applies to Mobile Broadband and NationalAccess usage within the United States and Canada as well as an allowance of 100MB ($0.005/KB overage rate) in Tier 1 Countries, and an allowance of 0MB ($0.030/KB) in Tier 2 Countries. Subscribers to NationalAccess and Mobile Broadband Plans using Global PC Cards may also add GlobalAccess Pay-Per-Use at $0.002/KB in Canada, $0.020/KB in Tier 1 Countries, and $0.030/KB in Tier 2 Countries.

GlobalEmail: GlobalEmail capable equipment required. Verizon Wireless reserves the right to terminate the GlobalEmail service of subscribers that have less than half of their usage on the Verizon Wireless National Enhanced Services Rate and Coverage Area over three consecutive billing cycles. GlobalEmail subscribers must activate and update their Preferred Roaming lists while in the National Enhanced Services Rate and Coverage Area every three months. Text messaging billed at standard domestic and international Text Messaging rates. Existing Verizon Wireless subscribers migrating to GlobalEmail plans may be required to extend their Line Term.

GlobalAccess and Global Email SIM Cards: SIM Cards are available for use only with your Global PC Card, Global Smartphone, or Global Phone, and only for the purposes of speeds to a maximum of approximately 200 kbps. Verizon Wireless is not responsible for any unauthorized use of subscriber's SIM Cards and subscriber must safeguard security codes. Placing your GlobalEmail SIM in any other non BlackBerry or Smartphone device could result in additional charges or termination of service. Upon termination of service, subscriber must destroy SIM Card.

Share Option

Share Option: Sharing is available only among Government Subscribers on applicable calling plans choosing the Share Option.

Nationwide for Business: Sharing Option is for voice Anytime Minutes only. Customer must maintain a minimum of five (5) Government Subscriber lines, all choosing a qualifying plan with Share Option. Verizon Wireless reserves the right to remove the Share Option from all subscribers if the 5 Government Subscriber minimum is not met at any time. Each sharing subscriber's unused Anytime Minutes will pass to other sharing subscribers that have exceeded their Anytime Minutes during the same monthly billing period (Mobile to Mobile Calling minutes and Night and Weekend minutes do not share). Each sharing subscriber's Monthly Anytime Allowance Minutes apply first to that line. Unused Monthly Anytime Minutes are then shared with other sharing subscribers that have exceeded their Monthly Anytime Allowance in order of highest usage. At the termination of the Agreement, Government Subscriber lines on Nationwide for Business with Share Option may be migrated onto applicable retail consumer pricing or government pricing. Calling plan changes may not take effect until the billing cycle following the change request. Based on the geographic location of Customer's Government Subscribers, some Customers may have to have sharing subscribers activated in more than one Verizon Wireless billing system. Sharing among subscribers in multiple Verizon Wireless billing systems requires online invoicing or reporting, and a minimum of one hundred (100) Government Subscribers all choosing the Share Option. Unused minutes for cross billing system sharing will be distributed proportionally as a ratio of the minutes needed by each sharing subscriber to the total minutes needed by all sharing subscribers. Accounts that share across Verizon Wireless billing systems require set up that may take thirty (30) to sixty (60) days.

Mobile Broadband Router Solution Share Plans: Sharing is available only among Government Subscribers on the Mobile Broadband Router Solution choosing the Share Option. Sharing is only available for data usage (no voice). Each sharing subscriber's unused kilobytes will pass to other sharing subscribers that have exceeded their MB allowance during the same monthly billing period. Customer must maintain a minimum of one hundred (100) Government Subscribers choosing the Share Option on the Mobile Broadband Router Solution Share Plan at all times to qualify; otherwise Verizon Wireless reserves the right to remove the Share Option from all subscribers and/ or cease offering the share plan. Unused kilobytes will be distributed proportionally as a ratio of the kilobytes needed by each applicable subscriber to the total kilobytes needed by all sharing subscribers. Plan changes may not take effect until the billing cycle following the change request. Sharing accounts require set up that may take thirty (30) to sixty (60) days.

Verizon Wireless offers this pricing utilizing the terms and conditions of the Western States Contracting Alliance (WSCA) Master Service Contract, Addenda and Attachments can be found on AboutWSCA.Org site for your consideration and review.

Pricing Sheet RFP 1907 **Vendor Name and Contact: Verizon Wireless/RJ Fenolio**

General Information

Enter all information directly into the relevant Excel spreadsheet cells. Enter numbers on form in "number" (two-place decimal), not "currency" or other format unless otherwise stated. Omit dollar signs, commas, and any other non-essential symbols. (e.g., $11.90 should be entered as 11.90) Prices must be in US Dollars. Enter "0" if there is no charge. **Cells left blank will be interpreted as "no offer."** **A "No Offer" bid may disqualify the vendor from that category.**

Price per unit based on _____

Vendors must list the top three sellers in each category for both Manufacturer and Aftermarket Items

Market Basket Item	Manufacture/Brand	Length of Warranty	Price Per Unit	Discount Percent Off Price Per Unit		Aftermarket/Brand	Length of Warranty	Price per Unit	Discount Percent Off Price Per Unit
Netbook/Tablet Devices	Apple/IPAD	1 year	ee equipment Matrix						
	Motorola/Xoom	1 year	ee equipment Matrix						
	Samsung	1 year	ee equipment Matrix						
Blue Tooth	Plantronics	1 year	39.99	25					
	Jabra	1 year	59.99	25					
	Jawbone	1 year	99.99	25					
Memory Cards	Micro SD	30 Days	39.99	25					
	Micro SD	30 Days	69.99	25					
	Micro SD	30 Days	149.99	25					
Car Chargers	LG	1 year	29.99	25					
	Motorola	1 year	29.99	25					
	Samsung	1 year	29.99	25					
Batteries	LG	1 year	39.99	25					
	Motorola	1 year	39.99	25					
	Samsung	1 year	39.99	25					
Travel Chargers	LG	1 year	29.99	25					
	Motorola	1 year	29.99	25					
	Samsung	1 year	29.99	25					
Leather Cases	LG	1 year	19.99	25					
	Motorola	1 year	19.99	25					
	Samsung	1 year	19.99	25					
Holsters	LG	90 Days	19.99	25					
	Motorola	90 Days	19.99	25					
	Samsung	90 Days	19.99	25					
Hands Frees	Motorola	1 year	129.99	25					
	Jawbone	1 year	199.99	25					

Pricing Sheet RFP 1907

Vendor Name and Contact: Verizon Wireless/RJ Fenolio

Company Name	Verizon Wireless								
Contact Name	RJ Fenolio								
Contact Email	rj.fenolio@verizonwireless.com								
Market Basket Item	**Manufacture/Brand**	**Length of Warranty**	**Price Per Unit**	**Discount Percent Off Price Per Unit**		**Aftermarket/Brand**	**Length of Warranty**	**Price per Unit**	**Discount Percent Off Price Per Unit**
Data Cables	ECO Micro USB-12inch	1 year	16.99	25					
	ECO Micro USB-1meter	1 year	19.99	25					
	ECO Micro USB-2meter	1 year	24.99	25					
Snap On Covers	LG	90 Days	19.99	25					
	Motorola	90 Days	19.99	25					
	Samsung	90 Days	19.99	25					
Silicone Skins	LG	90 Days	19.99	25					
	Motorola	30 Days	19.99	25					
	Samsung	90 Days	19.99	25					
Stylus	N/A			25					
				25					
				25					
LCD Protectors	LG	30 Days	12.99	25					
	Motorola	30 Days	12.99	25					
	Samsung	30 Days	12.99	25					
Antennas	LTE Antenna	90 Days	19.99	25					
				25					
				25					
Phone Holders	See cases/holsters			25					
				25					
				25					
Phone Straps	See cases			25					
				25					
				25					
Car Kits	See hands free			25					
				25					
				25					
Face Plates	See snap on covers			25					
				25					
				25					
Repair Kits	N/A			25					
				25					
				25					
Discount Percentage	Percentage Discount for qualifying items not listed above			25					
	Percentage Discount for Employee Purchases on qualifying items not listed above			25					

WSCA Discount Percent

Company Name	Verizon Wireless
Contact Name	RJ Fenolio
Contact Email	rj.fenolio@verizonwirless.com

Vendors must list the top three sellers in each category for both Manufacturer and After Market Items

Item	Manufacture/Brand	Length of Warranty	WSCA Discount Percent		Aftermarket/Brand	Length of Warranty	WSCA Discount Percent
Netbook/Tablet Devices	Apple/IPAD	1 year	See Equipment Matrix				
	Motorola/Xoom	1 year	See Equipment Matrix				
	Samsung/Galaxy	1 year	See Equipment Matrix				
Blue Tooth	Plantronics	1 year	25				
	Jabra	1 year	25				
	Jawbone	1 year	25				
Memory Cards	Micro SD	30 Days	25				
	Micro SD	30 Days	25				
	Micro SD	30 Days	25				
Car Chargers	LG	1 year	25				
	Motorola	1 year	25				
	Samsung	1 year	25				
Batteries	LG	1 year	25				
	Motorola	1 year	25				
	Samsung	1 year	25				
Travel Chargers	LG	1 year	25				
	Motorola	1 year	25				
	Samsung	1 year	25				
Leather Cases	LG	1 year	25				
	Motorola	1 year	25				
	Samsung	1 year	25				
Holsters	LG	90 Days	25				
	Motorola	90 Days	25				
	Samsung	90 Days	25				

Company Name	**Verizon Wireless**
Contact Name	**RJ Fenolio**
Contact Email	rj.fenolio@verizonwireless.com

Item	Manufacture/Brand	Length of Warranty	WSCA Discount Percent		Alternate Manufacture/Brand	Length of Warranty	WSCA Discount Percent
Hands Frees	Motorola	1 year	25				
	Jawbone	1 year	25				
Data Cables	ECO Micro USB-12inch	1 year	25				
	ECO Micro USB-1meter	1 year	25				
	ECO Micro USB-2meter	1 year	25				
Snap On Covers	LG	90 Days	25				
	Motorola	90 Days	25				
	Samsung	90 Days	25				
Silicone Skins	LG	90 Days	25				
	Motorola	30 Days	25				
	Samsung	90 Days	25				
Stylus	N/A						
LCD Protectors	LG	30 Days	25				
	Motorola	30 Days	25				
	Samsung	30 Days	25				
Antennas	LTE Antenna	90 Days	25				
Phone Holders	See cases/holsters						
Phone Straps	See cases						
Car Kits	See hands free						
Face Plates	See snap on covers						
Repair Kits	N/A						

Company Name	Verizon Wireless
Contact Name	RJ Fenolio
Contact Email	rj.fenolio@verizonwireless.com

WSCA Percentage Discount for items/manufacturers not listed above		**25**		**25**	**Percentage Discount for Employee Purchases for items/manufacturers not listed above**		
Manufacturer	**Item**	**Discount Percent**			**Manufacturer**	**Item**	**Discount Percent**

Date Created: 03/29/2011
Limited time offers.

Western States Contracting Alliance (WSCA)
SAVE ON OUR LATEST DEVICES.

	Pricing	Features
BlackBerry® Bold™ 9650 smartphone	Your Price: $99.99 New 1 yr line term required per phone. $509.99 full retail price.	Global Ready Mobile Broadband Capable V CAST Media Manager Desktop App Visual Voice Mail VZ Navigator
BlackBerry® Bold™ 9650 smartphone 6.0	Your Price: $99.99 New 1 yr line term required per phone. $509.99 full retail price.	Global Ready Mobile Broadband Capable V CAST Media Manager Desktop App Visual Voice Mail VZ Navigator
BlackBerry® Bold™ 9650 smartphone 6.0 without camera	Your Price: $99.99 New 1 yr line term required per phone. $509.99 full retail price.	Global Ready Mobile Broadband Capable V CAST Media Manager Desktop App Visual Voice Mail VZ Navigator
BlackBerry® Bold™ 9650 smartphone without camera	Your Price: $99.99 New 1 yr line term required per phone. $509.99 full retail price.	Global Ready Mobile Broadband Capable V CAST Media Manager Desktop App Visual Voice Mail VZ Navigator
BlackBerry® Curve™ 3G 9330 smartphone in Fuchsia	Your Price: $29.99 New 1 yr line term required per phone. $364.99 full retail price.	Camera 2.0 Megapixel Wi-Fi Mobile Broadband Capable VZ Navigator V CAST Music with Rhapsody
BlackBerry® Curve™ 3G 9330 smartphone in Gray	Your Price: $29.99 New 1 yr line term required per phone. $364.99 full retail price.	Camera 2.0 Megapixel Wi-Fi Mobile Broadband Capable VZ Navigator V CAST Music with Rhapsody
BlackBerry® Storm2™ 9550 smartphone	Your Price: $199.99 New 1 yr line term required per phone. $539.99 full retail price.	Touch Screen Global Ready Quad Band GSM / 3G UMTS V CAST Videos Wi-Fi
HP Mini 110-3098NR Netbook	Your Price: $39.99 New 1 yr line term required per phone. $499.99 full retail price.	Windows 7 Starter 1GB RAM 160GB Hard Drive 6-Cell Lithium-Ion Battery Wi-Fi
HP Pavilion dm1-2010nr	Your Price: $199.99 New 1 yr line term required per phone. $629.99 full retail price.	Global Ready 320GB Hard Drive 2GB RAM Windows 7 Home Premium Built-in webcam and microphone
LG VL600 LTE USB Modem	Your Price: $49.99 New 1 yr line term required per phone. $249.99 full retail price.	4G Technology Up to 10X Faster than 3G Backwards Compatible to 3G Fixed USB Connector LED Service Status Indicator

Company Line Tier: 15,000+

Please contact your Verizon Wireless business specialist for additional information on products, pricing and services.

Please ask about our current WSCA promotions!

The above prices are for customers purchasing off the Western States Contracting Alliance Agreement (#1523), and are limited time offers, subject to availability and change without notice, calling plan terms and conditions, and credit approval, if applicable. Verizon Wireless sponsored rebates are instant for government-liable customers and are included in the price shown. Offers only available through the Verizon Wireless Enterprise and Government Channel. Subject to the Agreement Individual 1 year line term requirement for pricing. Get it Now and Picture Messaging are subject to terms of use. In CA, sales tax calculated on unactivated phone price. Visit verizonwireless.com for complete details. The additional 25% accessory discount does not apply to the Essential Bundle Package. ©2010 Verizon Wireless. 0211-C1807

Date Created: 03/29/2011
Limited time offers.

Western States Contracting Alliance (WSCA)
SAVE ON OUR LATEST DEVICES.

	Pricing	Features
Motorola XOOM™	Your Price: $599.99 New 1 yr line term required per phone. $799.99 full retail price.	Android 2.0MP front-facing Webcam 5 Megapixel Camera with LED Flash HTML Web Browser Touch Screen
Motorola XOOM™ B2B	Your Price: $599.99 New 1 yr line term required per phone. $799.99 full retail price.	Android 10.1? HD Widescreen (16:10) Display 2.0MP front-facing Webcam 5 Megapixel Camera with LED Flash HTML Web Browser
Pantech UML290 LTE USB Modem	Your Price: $0.00 New 1 yr line term required per phone. $249.99 full retail price.	4G Technology Up to 10X Faster than 3G Backwards Compatible to 3G Fold-away USB Connector External Antenna Connector
Samsung Galaxy Tab™	Your Price: $199.99 New 1 yr line term required per phone. $499.99 full retail price.	Android 1.3MP front-facing Camera 3.0MP rear-facing Camera HTML Web Browser WiFi: 802.11 b/g/n
Samsung Galaxy Tab™ B2B	Your Price: $199.99 New 1 yr line term required per phone. $499.99 full retail price.	Android 1.3MP front-facing Camera 3.0MP rear-facing Camera HTML Web Browser WiFi: 802.11 b/g/n
Verizon Wireless Fivespot™	Your Price: $0.00 New 1 yr line term required per phone. $269.99 full retail price.	Supports Microsoft Windows XP, Vista, and Mobile Broadband Capable Connect up to five WiFi-enabled devices at one Internal Antenna Type A USB Port compatible via included
Verizon Wireless MiFi™ 2200 Intelligent Mobile Hotspot - OTA	Your Price: $0.00 New 1 yr line term required per phone. $269.99 full retail price.	Mobile Broadband Capable Connect up to five WiFi-enabled devices at one Type A USB Port compatible via included Internal Antenna
Verizon Wireless PC770 2-in-1 Card and ExpressCard®	Your Price: $49.99 New 1 yr line term required per phone. $269.99 full retail price.	Windows 7 Compatible External Antenna Connector ExpressCard Slot Mobile Broadband Capable Supports Windows 2000, XP and Vista and Mac
Verizon Wireless UMW190 Global USB Modem	Your Price: $0.00 New 1 yr line term required per phone. $219.99 full retail price.	Windows 7 Compatible Mobile Broadband Capable Type A USB Port Compatible Global Ready External Antenna Connector
Verizon Wireless USB760 Modem	Your Price: $0.00 New 1 yr line term required per phone. $189.99 full retail price.	Windows 7 Compatible Mobile Broadband Capable Type A USB Port Compatible No CD Required For Installation Hot Swappable, Removable Memory (up to 8GB)

Company Line Tier: 15,000+

Please contact your Verizon Wireless business specialist for additional information on products, pricing and services.

Please ask about our current WSCA promotions!

The above prices are for customers purchasing off the Western States Contracting Alliance Agreement (#1523), and are limited time offers, subject to availability and change without notice, calling plan terms and conditions, and credit approval, if applicable. Verizon Wireless sponsored rebates are instant for government-liable customers and are included in the price shown. Offers only available through the Verizon Wireless Enterprise and Government Channel. Subject to the Agreement Individual 1 year line term requirement for pricing. Get it Now and Picture Messaging are subject to terms of use. In CA, sales tax calculated on unactivated phone price. Visit verizonwireless.com for complete details. The additional 25% accessory discount does not apply to the Essential Bundle Package. ©2010 Verizon Wireless. 0211-C1807

Date Created: 03/29/2011
Limited time offers.

Western States Contracting Alliance (WSCA)
SAVE ON OUR LATEST DEVICES.

	Pricing	Features
HTC DROID INCREDIBLE	Your Price: $99.99 New 1 yr line term required per phone. $529.99 full retail price.	Android 1Ghz Snapdragon Processor Camera 8.0 Megapixel HTML Web Browser Skype Mobile
HTC Imagio™	Your Price: $49.99 New 1 yr line term required per phone. $579.99 full retail price.	Camera 5.0 Megapixel VZ Navigator Visual Voice Mail Global Ready V CAST Mobile TV
HTC Ozone with TALKS™ for Verizon Wireless	Your Price: $99.99 New 1 yr line term required per phone. $349.99 full retail price.	Screen Reader-Enabled Audio Feedback Rate of Speech ETI Eloquence Text to Speech Software Geared for the Blind or Low Vision Customer
HTC ThunderBolt™	Your Price: $199.99 New 1 yr line term required per phone. $599.99 full retail price.	4G Technology Integrated Social Networking Flash 10.1 Google Web Browser Front and Rear Cameras Immense 4.3? screen
LG Ally™	Your Price: $99.99 New 1 yr line term required per phone. $369.99 full retail price.	Android Camera 3.2 Megapixel Touch Screen Wi-Fi Social Networking
LG Fathom™	Your Price: $49.99 New 1 yr line term required per phone. $379.99 full retail price.	Touch Screen Bluetooth Camera 3.2 Megapixel Visual Voice Mail Wi-Fi
LG Vortex™ in Violet	Your Price: $79.99 New 1 yr line term required per phone. $309.99 full retail price.	Android Camera 3.2 Megapixel Touch Screen Visual Voice Mail Wi-Fi
LG Vortex™	Your Price: $79.99 New 1 yr line term required per phone. $309.99 full retail price.	Android Camera 3.2 Megapixel Touch Screen Visual Voice Mail Wi-Fi
Motorola DROID 2 Global	Your Price: $199.99 New 1 yr line term required per phone. $559.99 full retail price.	Android Touch Screen Slider and QWERTY Keyboard Global Ready Skype Mobile
Motorola CITRUS™	Your Price: $0.00 New 1 yr line term required per phone. $289.99 full retail price.	Android Virtual QWERTY Keyboard Touch Screen VZ Navigator Wi-Fi

Company Line Tier: 15,000+

Please contact your Verizon Wireless business specialist for additional information on products, pricing and services.
Please ask about our current WSCA promotions!

The above prices are for customers purchasing off the Western States Contracting Alliance Agreement (#1523), and are limited time offers, subject to availability and change without notice, calling plan terms and conditions, and credit approval, if applicable. Verizon Wireless sponsored rebates are instant for government-liable customers and are included in the price shown. Offers only available through the Verizon Wireless Enterprise and Government Channel. Subject to the Agreement Individual 1 year line term requirement for pricing. Get it Now and Picture Messaging are subject to terms of use. In CA, sales tax calculated on unactivated phone price. Visit verizonwireless.com for complete details. The additional 25% accessory discount does not apply to the Essential Bundle Package. ©2010 Verizon Wireless. 0211-C1807

Date Created: 03/29/2011
Limited time offers.

Western States Contracting Alliance (WSCA)
SAVE ON OUR LATEST DEVICES.

	Pricing	Features
Motorola DROID Pro	Your Price: $179.99 New 1 yr line term required per phone. $479.99 full retail price.	Android Global Ready Touch Screen Skype Mobile Mobile Hotspot
Motorola DROID 2 Global in White	Your Price: $199.99 New 1 yr line term required per phone. $559.99 full retail price.	Android Touch Screen Slider and QWERTY Keyboard Global Ready Skype Mobile
Motorola DROID X	Your Price: $149.99 New 1 yr line term required per phone. $569.99 full retail price.	Android Mobile Hotspot Camera 8.0 Megapixel Skype Mobile Visual Voice Mail
Motorola DROID R2D2	Your Price: $99.99 New 1 yr line term required per phone. $599.99 full retail price.	Android Touch Screen Slider and Virtual Keyboard Wi-Fi Skype Mobile
Samsung Continuum™	Your Price: $99.99 New 1 yr line term required per phone. $579.99 full retail price.	Android Mobile Hotspot Camera 5.0 Megapixel Touch Screen Skype Mobile
Palm® Pre™ 2	Your Price: $104.99 New 1 yr line term required per phone. $409.99 full retail price.	HP webOS 2.0 Camera 5.0 Megapixel Bluetooth QWERTY Keyboard Multitouch display
Samsung Fascinate™	Your Price: $199.99 New 1 yr line term required per phone. $579.99 full retail price.	Android Mobile Hotspot Camera 5.0 Megapixel Skype Mobile Visual Voice Mail
LG Accolade™	Your Price: $9.99 New 1 yr line term required per phone. $199.99 full retail price.	Camera 1.3 Megapixel Bluetooth Family Locator Media Center Speakerphone
LG Cosmos™	Your Price: $19.99 New 1 yr line term required per phone. $189.99 full retail price.	Camera 1.3 Megapixel Bluetooth Media Center Speakerphone VZ Navigator
LG Cosmos™ Touch	Your Price: $49.99 New 1 yr line term required per phone. $209.99 full retail price.	Slider and QWERTY Keyboard Touch Screen Camera 1.3 Megapixel Text Messaging Mobile Email

Company Line Tier: 15,000+

Please contact your Verizon Wireless business specialist for additional information on products, pricing and services.
Please ask about our current WSCA promotions!

The above prices are for customers purchasing off the Western States Contracting Alliance Agreement (#1523), and are limited time offers, subject to availability and change without notice, calling plan terms and conditions, and credit approval, if applicable. Verizon Wireless sponsored rebates are instant for government-liable customers and are included in the price shown. Offers only available through the Verizon Wireless Enterprise and Government Channel. Subject to the Agreement Individual 1 year line term requirement for pricing. Get it Now and Picture Messaging are subject to terms of use. In CA, sales tax calculated on unactivated phone price. Visit verizonwireless.com for complete details. The additional 25% accessory discount does not apply to the Essential Bundle Package. ©2010 Verizon Wireless. 0211-C1807

Date Created: 03/29/2011
Limited time offers.

Western States Contracting Alliance (WSCA)
SAVE ON OUR LATEST DEVICES.

	Pricing	Features
LG Octane™	Your Price: $99.99 New 1 yr line term required per phone. $249.99 full retail price.	Camera 3.2 Megapixel Bluetooth VZ Navigator QWERTY Keyboard Removable Memory
Pantech Crux™	Your Price: $49.99 New 1 yr line term required per phone. $249.99 full retail price.	Camera 3.0 Megapixel Bluetooth Removable Memory V CAST Music with Rhapsody (subscription, VZ Navigator
Samsung Intensity™ II	Your Price: $29.99 New 1 yr line term required per phone. $319.99 full retail price.	Camera 1.3 Megapixel Bluetooth Music Player QWERTY Keyboard V CAST Music with Rhapsody (subscription and
Samsung Haven™	Your Price: $0.00 New 1 yr line term required per phone. $169.99 full retail price.	Speech Recognition Speakerphone Text Messaging
Samsung Gusto™	Your Price: $0.00 New 1 yr line term required per phone. $199.99 full retail price.	Bluetooth Camera VGA Speakerphone VZ Navigator
Pantech Jest™	Your Price: $69.99 New 1 yr line term required per phone. $239.99 full retail price.	Camera 2.0 Megapixel Social Networking QWERTY Keyboard Removable Memory V CAST Music with Rhapsody (subscription and
Sharp KIN™ TWOm	Your Price: $49.99 New 1 yr line term required per phone. $219.99 full retail price.	Camera 8.0 Megapixel Touch Screen QWERTY Keyboard Wi-Fi Bluetooth
Verizon Wireless CDM8975	Your Price: $0.00 New 1 yr line term required per phone. $139.99 full retail price.	Camera 1.3 Megapixel Bluetooth Family Locator Push to Talk Removable Memory
Samsung Intensity™ II in Metallic Blue	Your Price: $29.99 New 1 yr line term required per phone. $319.99 full retail price.	Camera 1.3 Megapixel Bluetooth Music Player QWERTY Keyboard V CAST Music with Rhapsody (subscription and
Sharp KIN™ ONEm	Your Price: $19.99 New 1 yr line term required per phone. $119.99 full retail price.	Camera 5.0 Megapixel Touch Screen QWERTY Keyboard Wi-Fi Bluetooth

Company Line Tier: 15,000+

Please contact your Verizon Wireless business specialist for additional information on products, pricing and services.
Please ask about our current WSCA promotions!

The above prices are for customers purchasing off the Western States Contracting Alliance Agreement (#1523), and are limited time offers, subject to availability and change without notice, calling plan terms and conditions, and credit approval, if applicable. Verizon Wireless sponsored rebates are instant for government-liable customers and are included in the price shown. Offers only available through the Verizon Wireless Enterprise and Government Channel. Subject to the Agreement Individual 1 year line term requirement for pricing. Get it Now and Picture Messaging are subject to terms of use. In CA, sales tax calculated on unactivated phone price. Visit verizonwireless.com for complete details. The additional 25% accessory discount does not apply to the Essential Bundle Package. ©2010 Verizon Wireless. 0211-C1807

Date Created: 03/29/2011
Limited time offers.

Western States Contracting Alliance (WSCA)
SAVE ON OUR LATEST DEVICES.

	Pricing	Features
Verizon Wireless Salute™	Your Price: $0.00 New 1 yr line term required per phone. $189.99 full retail price.	Camera 1.3 Megapixel Bluetooth Media Center Speakerphone VZ Navigator
Casio® G'zOne Brigade™	Your Price: $149.99 New 1 yr line term required per phone. $419.99 full retail price.	Camera 3.2 Megapixel Field Force Manager Push to Talk Ruggedized V CAST Music with Rhapsody (subscription,
Samsung Convoy™	Your Price: $0.00 New 1 yr line term required per phone. $239.99 full retail price.	Camera 2.0 Megapixel Field Force Manager Push to Talk Ruggedized V CAST Music with Rhapsody (subscription,
Motorola Barrage™ Non-Camera	Your Price: $79.99 New 1 yr line term required per phone. $299.99 full retail price.	Bluetooth Push to Talk Mobile Email V CAST Music with Rhapsody (subscription, VZ Navigator
Verizon Wireless Home Phone Connect	Your Price: $0.00 New 1 yr line term required per phone. $129.99 full retail price.	No Broadband or Internet connection required 2-Color LED indicators Message Waiting Indicator Battery backup for power outages External Antenna for enhanced call coverage
Verizon Wireless Escapade®	Your Price: $0.00 New 1 yr line term required per phone. $199.99 full retail price.	Camera 2.0 Megapixel Bluetooth Family Locator VZ Navigator Global Ready
Casio® G'zOne Ravine™	Your Price: $129.99 New 1 yr line term required per phone. $319.99 full retail price.	Camera 3.2 Megapixel Field Force Manager Push to Talk Ruggedized V CAST Music with Rhapsody (subscription,
Motorola Barrage™	Your Price: $79.99 New 1 yr line term required per phone. $299.99 full retail price.	Camera 2.0 Megapixel Bluetooth Push to Talk V CAST Music with Rhapsody (subscription, VZ Navigator

Company Line Tier: 15,000+

Please contact your Verizon Wireless business specialist for additional information on products, pricing and services.
Please ask about our current WSCA promotions!

The above prices are for customers purchasing off the Western States Contracting Alliance Agreement (#1523), and are limited time offers, subject to availability and change without notice, calling plan terms and conditions, and credit approval, if applicable. Verizon Wireless sponsored rebates are instant for government-liable customers and are included in the price shown. Offers only available through the Verizon Wireless Enterprise and Government Channel. Subject to the Agreement Individual 1 year line term requirement for pricing. Get it Now and Picture Messaging are subject to terms of use. In CA, sales tax calculated on unactivated phone price. Visit verizonwireless.com for complete details. The additional 25% accessory discount does not apply to the Essential Bundle Package. ©2010 Verizon Wireless. 0211-C1807

ATTACHMENT B2
COST PROPOSAL CERTIFICATION OF COMPLIANCE
WITH TERMS AND CONDITIONS OF RFP

I have read, understand and agree to comply with the terms and conditions specified in this Request for Proposal.

YES X I agree to comply with the terms and conditions specified in this RFP.

NO _____ I do not agree to comply with the terms and conditions specified in this RFP.

In order for any exceptions and/or assumptions to be considered they **MUST** be documented in detail in the tables below. The State will not accept additional exceptions and/or assumptions if submitted after the proposal submission deadline. Vendors must be specific. Nonspecific exceptions or assumptions may not be considered. If the exception or assumption requires a change in the terms or wording of the contract, the scope of work, or any incorporated documents, vendors must provide the specific language that is being proposed in the tables below.

Cellco Partnership d/b/a Verizon Wireless
Company Name

Signature

Todd Loccisano Executive Director
Print Name Enterprise and Government Contracts

1-APRIL-2011
Date

Vendors MUST use the following format. Attach additional sheets if necessary.

EXCEPTION SUMMARY FORM

RFP SECTION NUMBER	RFP PAGE NUMBER	EXCEPTION (Complete detail regarding exceptions must be provided)
	* Please See Attached Sheet	

ASSUMPTION SUMMARY FORM

RFP SECTION NUMBER	RFP PAGE NUMBER	ASSUMPTION (Complete detail regarding assumptions must be provided)

This document must be submitted in Tab III of vendor's cost proposal.
This form MUST NOT be included in the technical proposal.

B2 EXCEPTION SUMMARY FORM

RFP SECTION NUMBER	RFP PAGE NUMBER	EXCEPTION (Complete detail regarding exceptions must be provided)
3.5.25 3.6.23	48 72	Define how you will improve coverage to using entity offices (buildings/facilities/sub-ground level offices, etc.) that experience inadequate wireless voice service. Identify all basic equipment provided as necessary for your standard operation within your wireless network. Provide in your cost proposal, any hourly rates or other associated costs for on-site installations that may be necessary. ***Verizon Wireless Response:*** ***If you are receiving less than adequate reception in one of your buildings, your Verizon Wireless Account Manager can arrange a survey of your building to determine whether an in-building solution could improve your reception.*** ***Upon completing the survey, your Account Manager can work with you to develop a price schedule and scope of work for the procurement, installation, operation and maintenance of the in-building equipment. These terms would then be incorporated into a separate in-building contract. It is important to note that it may be necessary for Verizon Wireless to acquire necessary leases, permits or zoning changes before implementing some in-building solutions.*** ***The cost and financing of in-building systems is dependent upon several factors, including the complexity of the system, whether a dedicated cell site is necessary for the in-building system, any number of existing or future Verizon Wireless lines associated with such a system, whether the space is publically held or privately, and the number of customers that the in-building system would support.*** ***Verizon Wireless can also work with, or recommend, approved third party in-building providers that can improve coverage in your buildings.***

verizon wireless
7600 Montpelier Road
Laurel, MD 02723

April 4, 2011

Ms: Terri Smith, Purchasing Officer
State of Nevada
Department of Administration
Purchasing Division
515 E. Musser Street, Suite 300
Carson City, NV 89701

Subject: Request for Proposal No: 1907 for Wireless Voice Services, Wireless Broadband Services, Accessories and Equipment for Western States Contracting Alliance (WSCA)

Dear Ms. Smith:

I am very pleased to submit Verizon Wireless' response to State of Nevada Purchasing Division as lead state for the Western State Contracting Alliance (WSCA)'s recent RFP No: 1907. Our proposal presents a number of cost-effective wireless services and calling plans designed to meet your specific requirements. With Verizon Wireless, WSCA's mobile workforce will be able to make calls, send email and download files on the nation's most reliable high-speed broadband wireless network. By selecting Verizon Wireless, WSCA will be among the most loyal wireless customers in the industry because more people select and stay with us than any other wireless carrier.

I look forward to continue to provide WSCA with our industry-leading wireless solutions and customer service. This proposal will remain valid for 90 days. Should you have any questions or need further clarification on any aspect of this proposal, please contact your National Account Manager, RJ Fenolio at: 702-283-2200 or by e-mail at RJ.Fenolio@VerizonWireless.com .

Sincerely,

Todd Loccisano
Executive Director
Enterprise and Government Accounts

Attachment

State of Nevada
Western States Contracting Alliance (WSCA)

Response to Proposal No: 1907

Part I A- Technical Proposal for Wireless Voice Service, Wireless Broadband Service, Accessories and Equipment

Band of Service being proposed:
Band 1- Wireless Voice
Band 2- Wireless Broadband
and
Band 3-Accessories and Equipment

Proposal Opening Date: April 4, 2011
Proposal Opening Time: 2:00 PM

One Verizon Way
Basking Ridge, NJ 07920

Table of Contents

- **Tab III-Vendor Information Sheet**
- **Tab IV-State Documents**
  - **Amendment Signature Pages**
  - **Attachment A-Confidentiality of Proposal and Certification of Indemnification**
  - **Attachment C1-Vendor Certifications**
  - **Verizon Wireless Certificate of Insurance**
  - **Verizon Wireless Licenses**
- **Tab V-Attachment B1**
- **Tab VI-Scope of Work**
  - **Band 1-Wireless Voice Service**
  - **Band 2-Wireless Broadband Service**
  - **Band 3-Accessories and Equipment**
- **Tab VII-Section 4-Company Background and References**
- **Tab VIII-Other Informational Material**
  - **Verizon Wireless Maps**
  - **Verizon Wireless Equipment Matrix**
  - **Verizon Wireless Accessory Guide**
  - **WSCA Master Contract**
  - **WSCA Model Participating Addendum**

VENDOR INFORMATION SHEET FOR RFP NO: 1907

Vendor Must:

A) Provide all requested information in the space provided next to each numbered question. The information provided in Sections V1 through V6 will be used for development of the contract;
B) Type or print responses; and
C) Include this Vendor Information Sheet in Tab III, State Documents of the Technical Proposal.

V1	Firm Name	***Cellco Partnership d/b/a Verizon Wireless***

V2	Street Address	***One Verizon Way***

V3	City, State, ZIP	***Basking Ridge, NJ 07920***

V4	Telephone Number		
	Area Code: ***702***	Number: ***283-2200(RJ Fenolio)***	Extension:

V5	Facsimile Number		
	Area Code: ***866***	Number: ***917-7801 (RJ Fenolio)***	Extension:

V6	Toll Free Number		
	Area Code: ***800***	Number: ***922-0204***	Extension:

V7	***Contact Person for Questions / Contract Negotiations, including address if different than above***
	Name: ***RJ Fenolio***
	Title: ***National Account Manager***
	Address: ***8350 East Crescent Parkway, Greenwood Village, CO 80111***
	Email Address: ***RJ.Fenolio@VerizonWireless.com***

V8	Telephone Number for Contact Person		
	Area Code: ***702***	Number: ***283-2200***	Extension:

V9	Facsimile Number for Contact Person		
	Area Code: ***866***	Number: ***917-7801***	Extension:

V10	***Name of Individual Authorized to Bind the Organization***	
	Name: ***Todd Loccisano***	Title: ***Executive Director-Enterprise and Government Contracts***

V11	Signature ***(Individual must be legally authorized to bind the vendor per NRS 333.337)***	
	Signature:	Date: 1-APRIL-2011

State of Nevada
Department of Administration
Purchasing Division
515 E. Musser Street, Suite 300
Carson City, NV 89701

Brian Sandoval
Governor

Greg Smith
Administrator

SUBJECT: Amendment No. 1 to Request for Proposal No. 1907

DATE OF AMENDMENT: February 7, 2011

DATE OF RFP RELEASE: February 3, 2011

DATE AND TIME OF OPENING: March 28, 2011 @ 2:00 P.M.

AGENCY CONTACT: Teri Smith, Purchasing Officer

The following shall be a part of RFP No. **1907** for ***Wireless Voice Service, Wireless Broadband Service, Accessories and Equipment (WSCA).*** If a vendor has already returned a proposal and any of the information provided below changes that proposal, please submit the changes along with this amendment. You need not re-submit an entire proposal prior to the opening date and time.

The last paragraph of section 1.1 of RFP 1907 currently states:

The contract term will be for a four (4) year period beginning November 1, 2012 through October 31, 2015, with the option to extend for an additional two (2) years beyond the initial contract term at the discretion of the lead State or as determined in the best interest of the lead State and WSCA, subject to mutual written acceptance. It is anticipated that this procurement will result in multiple awards.

The paragraph shall be replaced in its entirety with the following:

The contract term will be for a four (4) year period beginning November 1, 2012 through October 31, 2016, with the option to extend for an additional two (2) years beyond the initial contract term at the discretion of the lead State or as determined in the best interest of the lead State and WSCA, subject to mutual written acceptance. It is anticipated that this procurement will result in multiple awards.

In section 8 of RFP 1907, RFP Timeline, the Deadline for submittal of Reference Questionnaires is changed to the following: **No later than 4:30 PM on March 25, 2011.**

Please note that the deadline on the Reference Questionnaire is correct.

ALL ELSE REMAINS THE SAME FOR RFP 1907.

Vendor shall sign and return this amendment with proposal submitted.

NAME OF VENDOR Cellco Partnership d/b/a Verizon Wireless

AUTHORIZED SIGNATURE ***Todd Loccisano***

TITLE ***Executive Director-Enterprise and Government Contracts*** DATE 1-APRIL-2011

RFP 1907 Amendment #1

This document must be submitted in the "State Documents" section/tab of vendors' technical proposal

State of Nevada
Department of Administration
Purchasing Division
515 E. Musser Street, Suite 300
Carson City, NV 89701

Brian Sandoval
Governor

Greg Smith
Administrator

SUBJECT:	Amendment No. 2 to Request for Proposal No. 1907
DATE OF AMENDMENT:	March 22, 2011
DATE OF RFP RELEASE:	February 3, 2011
DATE AND TIME OF OPENING:	~~March 28, 2011 @ 2:00 p.m.~~ April 4, 2011 @ 2:00 p.m.
AGENCY CONTACT:	Teri Smith, Purchasing Officer

The following shall be a part of RFP No. ***1907*** for ***Wireless Voice Service, Wireless Broadband Service, Accessories and Equipment (WSCA).*** If a vendor has already returned a proposal and any of the information provided below changes that proposal, please submit the changes along with this amendment. You need not re-submit an entire proposal prior to the opening date and time.

The opening date and time will be extended until Monday, April 4, 2011 @ 2:00 P.M. (PST).

The deadline for submittal of Reference Questionnaires will be extended until 4:30 P.M. Friday, April 1, 2011.

The following definition shall be added to Section 2 of RFP 1907:
Participating Entity shall be any Department, Division or Agency of the State of Nevada, participating NASPO/WSCA states, and authorized local entities.

The following states' unique Terms and Conditions shall be added to Attachment K of RFP 1907:

Utah Terms and Conditions.doc

Arizona Terms and Conditions.doc

Arizona Uniform Terms and Conditions

QUESTIONS AND ANSWERS:

1. What type of devices will the Wireless services be supporting? Smart Phones, Satellite systems etc.

   Wireless devices such as cell phones, notebooks, netbooks, etc. Satellite systems do not fall within the scope of this RFP.

2. Will carriers who only provide service in only a single state be considered for potential contract award? I represent a company based in Alaska. We provide telecommunications services, including wireless voice and wireless broadband, throughout the state of Alaska. We are potentially interested in the RFP no 1907 as the State of Alaska is a participating member of WSCA. If we are to submit a proposal, it would contain the limitation of Alaska only. No other WSCA member State would be able to purchase from us. The intention is to provide a competitive purchasing vehicle for those eligible agencies in Alaska only. Would this limitation disqualify us?

   This limitation does not disqualify your company.

3. On the previous WSCA Agreement, pricing was defined as a percentage discount off standard retail rates. The current RFP and associated pricing worksheets do not include this type of pricing. Are vendors allowed to propose a percentage discount off standard retail rates?

   Vendors can propose a percentage discount off standard retail rates, but must also provide pricing as requested.

4. Are vendors required to include exceptions to States Unique Terms & Conditions (Oregon & Montana, Attachment K) as part of our response or will these State Unique Terms and Condition be addressed between the awarded bidders and the individual States upon notification of award?

   Vendors should include exceptions to those unique terms and conditions as a part of their proposal, clearly stating which state's terms and conditions the exceptions apply to. These exceptions will not necessarily be considered during the evaluation process. Exceptions to a State's unique terms and conditions will be addressed between the awarded vendor(s) and the individual participating entity.

5. Section 3.2.2 states that "All changes/reductions to current agreement pricing shall be formalized by an Agreement Amendment…" To clarify, is this section requiring an amendment for all ongoing changes in rate plans, products and services that are regular adjustments and updates to a vendor's portfolio? Or is the intent of Section 3.2.2 to formalize by written amendment changes in contractual language in the Master Agreement including, but not limited to, changes in the percentage discount offered on services, a change in the scope of products offered under the contract and/or introduction of new technologies with additional product terms.

   The intent of this section is to formalize by written amendment changes in contractual language in the Master Agreement including, but not limited to: changes in the percentage discount offered on services; a change in the scope of products offered under the contract; and/or introduction of new technologies with additional product terms. When new technologies are introduced, the discount structure that applies to the new technology must be approved.

6. Existing statewide and local agency Participating Addendums (PA) under the existing WSCA Master Price Agreement #1523 expire on 10/31/2012. Is WSCA contemplating a transition period during which new Participating Addendums (or amendments to existing

Participating Addendums) can be executed under the new WSCA Master Agreement awarded as a result of RFP No. 1907?

The intent is to award new contracts as of October 31, 2011. This will allow for any awarded current vendors to transition existing customers to the new contract, and will also allow for any new vendors to begin executing Participating Addendums immediately, with all executions completed by October 31, 2012.

7. Are vendors permitted to submit their own W-9 form in lieu of the W-9 included in the RFP, Attachment F?

   Yes. In addition, when a participating entity executes a Participating Addendum, vendors may be required to register within that State and provide and additional W-9 for each Participating Addendum executed.

8. Regarding Section 4.3, are subcontractors required to submit business references?

   Yes. Please see Section 4.2.1.3 of the RFP.

9. Will this Bid allow a vendor to submit a bid for replacement aftermarket batteries (Non-OEM) as the only line items bid?

   Yes, as long as warranties meet the requirements of the RFP.

10. Section 1 Project Overview Section; Participation by 50 states is listed, but District of Columbia is not mentioned. Will District of Columbia be allowed to participate?

    Yes.

11. Section 3.2.3 Administrative Fee Payment Schedule and Attachment G. In this section the administrative fee is to be paid within 60 days after the end of the quarter, but in Schedule G the schedule for payment is the 15 day of the second calendar month after the end of the quarter. Please explain the difference.

    Schedule G is correct. "Quarterly sales reports are sent by 15th day of second calendar month after end of calendar quarter (the same schedule outlined below for the admin fee checks)"). This schedule applies only to the WSCA administrative fee. Schedules for any administrative fees payable to any individual participating entities will be agreed upon by the awarded vendor and the participating entity.

12. Section 4.2.1.4 Subcontractor Information Appears that some words were deleted at the end of this requirement. Please clarify and provide the requirement in its entirety.

    Section 4.2.1.5 shall be added and shall read:
    Vendor must notify the participating entity of the intended use of any subcontractors not identified within their original proposal response and provide the information originally requested in the RFP in Section 4.2, Subcontractor Information. The vendor must receive participating entity approval prior to subcontractor commencing work.

13. 9.1.5 and 9.2.2.6 General Submission Requirements and Tab VI-Section 3-Scope of Work. Please clarify that the vendor can submit responses in a different style/format of

their choosing than the RFP requirement. Section 9.1.5 basically states that this is acceptable; however, Section 9.2.6 states that responses are to be in bold/italics. Responses in bold/italics will be very difficult for the proposal reviewers and evaluators to read.

Vendor responses must be presented in a style/format that is easily distinguishable from RFP language. For consistency purposes, bold/italics is preferred. Exceptions/assumptions to this will be considered during the evaluation process.

14. Attachment B1 Certification of Compliance with T&C of RFP. If we have a few exceptions to we respond and we have noted those exceptions on this attachment would we respond that we comply with the terms & conditions in the RFP or that we do not comply with the terms & conditions of the RFP.

    Vendor response must indicate non-compliance with the terms and conditions of the RFP and propose alternate language.

15. Attachment D WSCA MSA Contract Form. New Attachment D is more similar to the existing "Independent Contract for Services" than the existing Attachment DD. The vendors need a true, customer facing contract document that spells out the terms and conditions applicable to the relationship. This Attachment D appears to be Nevada-specific (again, much like last round's Independent Contract). We believe that the existence of a set of terms and conditions that are Nevada-specific creates significant confusion that can be avoided by having Nevada sign its own, separate PA. That PA would incorporate the more broad terms and conditions, much like Attachment DD today. Please clarify.

    The terms and conditions contained in Attachment D are not intended to be Nevada specific; however, the solicitation is required to be done under the lead state's statutes, and therefore, Nevada Revised Statutes are cited. Nevada will sign a separate Participating Addendum once the contracts have been executed.

16. Section 2 Definitions. Certain definitions require some clarification. Under the existing contract, there is WSCA, Participants (entities that execute a PA), Participating Entities (entities that participate under a PA signed by a separate Participant), and End Users (the CRUs and IRUs, collectively, for a Participating Entity). Under the new RFP, you have defined Customer, State, Subscriber and User, but not all the terms referenced above. There is a certain amount of overlap between these various definitions and we believe it is important to clearly define these roles (for example "State" means Nevada "and any agency identified herein". Does that mean Nevada agency or ANY agency? Can WSCA provide this clarification?

    Definitions in this RFP are the only definitions to be considered. The definitions for Customer, State, Subscriber and User shall mean any department, division, agency of participating NASPO/WSCA states, authorized local entities, and authorized employees thereof, where applicable.

17. Sections 3.5.9 and 3.5.15 Detailed coverage maps. Will certain elements of our response, particularly our detailed network maps and technology migration plans, be kept confidential?

If this information is considered a trade secret as defined by NRS §333.020(5)(a), it should be included in the vendor's confidential technical response. Please see Section 9.3 of the RFP.

18. Section 3.6.15 Please clarify what is meant by "the ability to provide wireless data services for any equipment that has wireless voice capability."

    Cell phones that are capable of sending and receiving data. On reconsideration, we will accept devices that can provide either (i.e. Netbooks with no voice; cell phones with no data) but this must be delineated when presented to participating entities.

19. Section 3.5.14 Please clarify what is meant by this section, particularly with respect to the clause "additional charges or fees". Is WSCA expecting that trial programs be provided free of charge? Or are the vendors allowed to charge their standard, contractual charges as applicable?

    WSCA is requesting a free trial period from vendors.

20. In regards to the E-Rate pricing that is requested in the proposal. What is the average E-Rate percentage that needs to be calculated across all sites that are comprised in the State of Nevada network?

    This is unknown.

21. Which companies are the current providers of the State of Nevada voice, internet, cell phone and broadband services at this present time?

    The State of Nevada participates on the current WSCA Wireless contracts with AT&T Mobility, Sprint Solutions, T-Mobile, and Verizon Wireless.

22. How many voices lines are comprised on the State of Nevada network ? What is the current delivery type of the voices services (POTS, PBX,Internet)?

    This is unknown.

23. What is the estimated number (+or-) Wireless Broadband lines currently or anticipated for the State of Nevada network? Will this be the first implementation of wireless broadband for the State of Nevada network?

    This is unknown.

24. What is the estimated number of State of Nevada employees in 2011? What is the current policy for providing cell phone to State of Nevada employees?

    There are roughly 16,000 state employees in Nevada. Each department/agency writes their own policy for providing cell phones to employees and their usage. This will also vary from participating entity to participating entity throughout the states.

25. In regards to customer care support. What level of customer service support is the State of Nevada seeking Tier 1, Tier 2 or Tier 3. What hours and days per week should the vendor be prepared to provide to the State of Nevada?

It is expected that all levels of customer service support are available to all participating entities. It is also expected that some level, but not necessarily all levels, of support be available 24/7. Vendors should clearly define the levels of support each tier constitutes within their response.

26. In regards to current voice and broadband network design. Are any of the services currently terminated within a data centers? If so are the data centers owned by the State of Nevada or leased space from major carriers such as Level 3, Quest or NAP's like Switch?

This is unknown.

27. How many voicemail boxes are being requested for network?

This is unknown.

28. Is the State of Nevada looking for improvement in network security to be implemented on network with these requested changes?

This is unknown.

29. In attempting to estimate administrative fees to be paid to Western States. What is the current monthly billing amount for each category of existing voice and wireless broadband services?

The information provided in Attachment J of the RFP is the most current and complete information that can be provided.

30. At section 4.1.4, can you please confirm what licensing would be required? besides my business license, and certificate of insurance.

It is the proposing vendor's responsibility to research and comply with license that is required of a vendor to provide the services/equipment contemplated within RFP 1907.

31. For the accessories (band3) the pricing sheet and cost analysis ask for discount percent off. Is this off of MSRP or off vendor current pricing? Each vendor's current pricing is already going to be a different percent off MSRP. In order to make comparisons of percent off on an equal basis, is it possible that vendors list Discount Percent off for MSRP & current pricing (to be listed as MSRP / current pricing) so that evaluators can see how much vendor's pricing is off of MSRP.

Yes.

32. Reference 3.1.4- It appears that the E-rate program would apply to vendors providing wireless service, but it does not appear that it would apply to vendors providing

accessories (band 3). Are vendors participating in only Band 3 be required to commit to participate in this program as well?

The E-Rate program provides discounts to assist most schools and libraries to obtain affordable telecommunications and internet access. It is not believed to be intended for accessories.

33. Reference 3.2.3 - This section refers to administrative fees required by WSCA or non-WSCA states in addition to the WSCA administrative fee. It states that "The Contractor(s) may adjust SES (Service Equipment Schedule) pricing accordingly for purchases made by procuring agencies within jurisdiction of the state." Question- For vendors participating in Band 3 for Accessories and Equipment only, we don't necessarily have a SES. Can these vendors adjust pricing as specified in our pricing sheet accordingly as is being allowed for service providers?

    Yes, but this should be clearly defined.

34. In accordance with section 3.1.1 Scope of Work Vendors may choose to submit a proposal on any or all listed services and/or equipment. Vendor must submit separate binders identifying compliance with each band. For Vendors proposing multiple bands this requirement could amount to 84+ binders being provided to WSCA for review. In accordance with section 9.1.6 and the State of Nevada's continuing efforts to reduce solid waste and further recycling efforts, would WSCA accept one Technical Section containing the appropriate Tabs for each band, One Cost Section containing the appropriate Tabs for each band and one Confidential Financial binder in order to reduce environmental impacts and support Vendor green initiative objectives if a Vendor should choose to respond to multiple bands.

    Yes.

35. It was stated at the 2/23 pre-proposal meeting that Public Sector Associations or other cooperatives with members are allowed to sign a PA with Wireless Contractors. 1.a Please describe the type of Association or Cooperative that is eligible to sign a WSCA PA. 1.b Is the intent that the Associations would be able to purchase on a CL and IL basis for their Association and/or members use? 1.c Would WSCA allow wireless contractors to customize Terms & Conditions and/or pricing for specific entities, such as non-profit organizations? For example, removal of early termination fee waivers.

    This will vary by State and must be addressed on a case by case basis.

36. It was stated at the 2/23 pre-proposal meeting that Contractors can sign PA's directly with non-profits in States that do not prohibit such a practice. .a Assuming there is no State law prohibition, is there any limitation on the type of non-profits that will be eligible to sign a PA? Will WSCA allow Wireless Contractors to restrict certain types of non-profits? b Do eligible non-profit entities have the same right to sign PA's as a local governments (e.g., City or County) in States that have a State level PA but do not define non-profits as eligible or in States without a State level PA?

    This will vary by participating entity and must be addressed on a case by case basis.

37. It was stated at the 2/23 pre-proposal meeting that WSCA will consider accommodating contract survivability for the purpose of E-Rate funding. Will WSCA allow Wireless Contractors to sign PA's and/or E-Rate agreements under the terms of the WSCA Master Agreement with termination dates that are coterminous with the E-Rate funding years (July 1 – June 30) up to eight months beyond the then effective termination date of the WSCA Master Agreement?

If the Participating Addendum is signed prior to current contract termination, it will survive.

38. Section 3.5 How do you specifically wish for us to showcase our coverage offering? Will % of area covered, % of population covered, Total pops covered or type of service that covers each state suffice? (3.5.7)

Offerings should provide complete and detailed information in as clear and straightforward format as possible.

39. Section 3.5.8 states no roaming/in-network voice services; where there are no roaming charges and rely on partner network to offer the best user experience can we show total coverage mapping (company owned and partner) for each State?

Yes.

40. Please elaborate on specifically what is needed for section 3.5.12, nationwide, states, etc?

Provide detailed plans and timelines of what your company is doing to improve coverage in any area where you currently have 50% or less coverage.

41. For section 3.5.13 the ask is to identify "basic" equipment provided for standard operations; would it be appropriate to offer a "basic" / "preferred" option, or "good", "better", "best", so long as it's clearly identified and articulated appropriately?

Yes. All warranty requirements will apply.

42. Section 3.5.25: Please confirm you are looking for specific detail and pricing on how we will augment in-building coverage (product solution and/or services based).

Correct.

43. Section 3.6:_ This section has all the same questions as 3.5 only for data. Is it imperative we assume this needs to be separated within our response?

Correct.

44. In section 3.6.20, please elaborate. Is the need to truly define all devices not supported on our network or if we should highlight a few key related devices not support or devices which we don't stock or have access through partner networks, etc.

Please highlight a few key related devices not supported or devices which you don't stock or have access through partner networks, etc.

45. Attachment H pricing documents. Do you want all three of the BANS cost pricing in one pricing document or would you like separate voice, broadband and accessories pricing documents; if we will be proposing a bid for all three BANS.

We would prefer one for each band.

46. Reporting Due to CPNI issues may we create a separate IL report for the Individual Liable lines on the WSCA contract showing the gross Lines, gross Minutes, gross spend for each quarter? Due to CPNI limitations we are unable to provide information on IL lines such as customer name, address, mobile number etc?

WSCA does not require customer information on IL accounts; reports on these accounts should include spend only.

47. What information do you want in the following columns in the line and equipment reports?

Column #	22	28	29	30	31	32
Field Size	8	30	1	1	60	60
Vendor Name	UNSPSC Commodity	VAR/Reseller/ Distributor Name	Recycling		Optional – Category Description	Optional-Class Detail

These can be left blank and will be addressed with awarded vendor(s) in the future. The column should be left, but can be blank where no information is available.

ALL ELSE REMAINS THE SAME FOR RFP 1907.

Vendor shall sign and return this amendment with proposal submitted.

NAME OF VENDOR ***Cellco Partnership d/b/a Verizon Wireless***

AUTHORIZED SIGNATURE ***Todd Loccisano***

TITLE ***Executive Director- Enterprise & Government Contracts*** **DATE** 1-APRIL-2011

RFP 1907 Amendment 2

This document must be submitted in the "State Documents" section/tab of vendors' technical proposal

ATTACHMENT A
CONFIDENTIALITY OF PROPOSALS AND CERTIFICATION OF INDEMNIFICATION

Submitted proposals, which are marked "confidential" in their entirety, or those in which a significant portion of the submitted proposal is marked "confidential" **will not** be accepted by the State of Nevada. Pursuant to NRS 333.333, only specific parts of the proposal may be labeled a "trade secret" as defined in NRS 600A.030(5). All proposals are confidential until the contract is awarded; at which time, both successful and unsuccessful vendors' technical and cost proposals become public information.

In accordance with the Submittal Instructions of this RFP, vendors are requested to submit confidential information in separate binders marked "**Part I B Confidential Technical**" and "**Part III Confidential Financial**".

The State will not be responsible for any information contained within the proposal should vendors not comply with the labeling and packing requirements, proposals will be released as submitted. In the event a governing board acts as the final authority, there may be public discussion regarding the submitted proposals that will be in an open meeting format, the proposals will remain confidential.

By signing below, I understand it is my responsibility as the vendor to act in protection of the labeled information and agree to defend and indemnify the State of Nevada for honoring such designation. I duly realize failure to so act will constitute a complete waiver and all submitted information will become public information; additionally, failure to label any information that is released by the State shall constitute a complete waiver of any and all claims for damages caused by the release of the information.

This proposal contains Confidential Information, Trade Secrets and/or Proprietary information as defined in ***Section 2 "ACRONYMS/DEFINITIONS."***

Please initial the appropriate response in the boxes below and provide the justification for confidential status.

Part I B – Confidential Technical Information			
YES		NO	X

Proposal Section & Page #	**Justification for Confidential Status**
	Verizon Wireless has not submitted a Confidential Technical Response.

Part III – Confidential Financial Information			
YES	X	NO	

Justification for Confidential Status
Verizon Wireless is not a publicly traded company. This information is not available to and should not be released to the general public.

Cellco Partnership d/b/a Verizon Wireless
Company Name

Signature

Todd Loccisano-Executive Director Enterprise & Government Contracts
Print Name

1-APRIL-2011
Date

This document must be submitted in Tab IV of vendor's technical proposal

ATTACHMENT C - VENDOR CERTIFICATIONS

Vendor agrees and will comply with the following:

(1) Any and all prices that may be charged under the terms of the contract do not and will not violate any existing federal, State or municipal laws or regulations concerning discrimination and/or price fixing. The vendor agrees to indemnify, exonerate and hold the State harmless from liability for any such violation now and throughout the term of the contract.

(2) All proposed capabilities can be demonstrated by the vendor.

(3) The price(s) and amount of this proposal have been arrived at independently and without consultation, communication, agreement or disclosure with or to any other contractor, vendor or potential vendor.

(4) All proposal terms, including prices, will remain in effect for a minimum of 180 days after the proposal due date. In the case of the awarded vendor, all proposal terms, including prices, will remain in effect throughout the contract negotiation process.

(5) No attempt has been made at any time to induce any firm or person to refrain from proposing or to submit a proposal higher than this proposal, or to submit any intentionally high or noncompetitive proposal. All proposals must be made in good faith and without collusion.

(6) All conditions and provisions of this RFP are deemed to be accepted by the vendor and incorporated by reference in the proposal, except such conditions and provisions that the vendor expressly excludes in the proposal. Any exclusion must be in writing and included in the proposal at the time of submission.

(7) Each vendor must disclose any existing or potential conflict of interest relative to the performance of the contractual services resulting from this RFP. Any such relationship that might be perceived or represented as a conflict should be disclosed. By submitting a proposal in response to this RFP, vendors affirm that they have not given, nor intend to give at any time hereafter, any economic opportunity, future employment, gift, loan, gratuity, special discount, trip, favor, or service to a public servant or any employee or representative of same, in connection with this procurement. Any attempt to intentionally or unintentionally conceal or obfuscate a conflict of interest will automatically result in the disqualification of a vendor's proposal. An award will not be made where a conflict of interest exists. The State will determine whether a conflict of interest exists and whether it may reflect negatively on the State's selection of a vendor. The State reserves the right to disqualify any vendor on the grounds of actual or apparent conflict of interest.

(8) All employees assigned to the project are authorized to work in this country.

(9) The company has a written equal opportunity policy that does not discriminate in employment practices with regard to race, color, national origin, physical condition, creed, religion, age, sex, marital status, sexual orientation, developmental disability or handicap.

(10) The company has a written policy regarding compliance for maintaining a drug-free workplace.

(11) Vendor understands and acknowledges that the representations within their proposal response are material and important, and will be relied on by the State in evaluation of the proposal. Any vendor misrepresentations shall be treated as fraudulent concealment from the State of the true facts relating to the proposal.

(12) Vendor must certify that any and all subcontractors comply with Sections 7, 8, 9, and 10, above.

(13) The proposal must be signed by the individual(s) legally authorized to bind the vendor per NRS 333.337.

Cellco Partnership d/b/a Verizon Wireless
Company Name

Signature

Todd Loccisano-Executive Director Enterprise & Government Contracts 1-APRIL-2011
Print Name Date

This document must be submitted in Tab IV of vendor's technical proposal

CERTIFICATE OF LIABILITY INSURANCE

DATE(MM/DD/YYYY) 06/25/2010

PRODUCER
Aon Risk Services Northeast, Inc.
New York NY Office
199 Water Street
New York NY 10038-3551 USA

PHONE-(866) 283-7122 FAX-(847) 953-5390

THIS CERTIFICATE IS ISSUED AS A MATTER OF INFORMATION ONLY AND CONFERS NO RIGHTS UPON THE CERTIFICATE HOLDER. THIS CERTIFICATE DOES NOT AMEND, EXTEND OR ALTER THE COVERAGE AFFORDED BY THE POLICIES BELOW.

INSURED
Cellco Partnership
d/b/a Verizon Wireless
One Verizon Way
Basking Ridge NJ 07920-1097 USA

INSURERS AFFORDING COVERAGE		NAIC #
INSURER A:	National Union Fire Ins Co of Pittsburgh	19445
INSURER B:	Illinois National Insurance Co	23817
INSURER C:	New Hampshire Ins Co	23841
INSURER D:		
INSURER E:		

Holder Identifier :

COVERAGES SIR applies per terms and conditions of the policy

THE POLICIES OF INSURANCE LISTED BELOW HAVE BEEN ISSUED TO THE INSURED NAMED ABOVE FOR THE POLICY PERIOD INDICATED. NOTWITHSTANDING ANY REQUIREMENT, TERM OR CONDITION OF ANY CONTRACT OR OTHER DOCUMENT WITH RESPECT TO WHICH THIS CERTIFICATE MAY BE ISSUED OR MAY PERTAIN, THE INSURANCE AFFORDED BY THE POLICIES DESCRIBED HEREIN IS SUBJECT TO ALL THE TERMS, EXCLUSIONS AND CONDITIONS OF SUCH POLICIES. AGGREGATE LIMITS SHOWN MAY HAVE BEEN REDUCED BY PAID CLAIMS.

LIMITS SHOWN ARE AS REQUESTED

INSR LTR	ADD'L INSRD	TYPE OF INSURANCE	POLICY NUMBER	POLICY EFFECTIVE DATE(MM/DD/YYYY)	POLICY EXPIRATION DATE(MM/DD/YYYY)	LIMITS	
A		GENERAL LIABILITY [X] COMMERCIAL GENERAL LIABILITY [ ] CLAIMS MADE [X] OCCUR [X] XCU Included [ ] GEN'L AGGREGATE LIMIT APPLIES PER: [X] POLICY [ ] PRO-JECT [ ] LOC	4360741	06/30/2010	06/30/2011	EACH OCCURRENCE	$1,000,000
						DAMAGE TO RENTED PREMISES (Ea occurrence)	$2,000,000
						MED EXP (Any one person)	$10,000
						PERSONAL & ADV INJURY	$1,000,000
						GENERAL AGGREGATE	$2,000,000
						PRODUCTS - COMP/OP AGG	$2,000,000
A		AUTOMOBILE LIABILITY [X] ANY AUTO	3482154 AOS	06/30/2010	06/30/2011	COMBINED SINGLE LIMIT (Ea accident)	$1,000,000
A		[ ] ALL OWNED AUTOS	3482155 MA	06/30/2010	06/30/2011	BODILY INJURY (Per person)	
A		[ ] SCHEDULED AUTOS [ ] HIRED AUTOS [ ] NON OWNED AUTOS	3482156 VA	06/30/2010	06/30/2011	BODILY INJURY (Per accident)	
		[X] Self Insured for [ ] Physical Damage				PROPERTY DAMAGE (Per accident)	
		GARAGE LIABILITY [ ] ANY AUTO [ ]				AUTO ONLY - EA ACCIDENT	
						OTHER THAN AUTO ONLY : EA ACC	
						AGG	
		EXCESS / UMBRELLA LIABILITY [ ] OCCUR [ ] CLAIMS MADE [ ] DEDUCTIBLE [ ] RETENTION				EACH OCCURRENCE	
						AGGREGATE	
A		WORKERS COMPENSATION AND EMPLOYERS' LIABILITY	020342905 AOS	06/30/2010	06/30/2011	[X] WC STATUTORY LIMITS [ ] OTHER	
C		ANY PROPRIETOR / PARTNER / EXECUTIVE OFFICER/MEMBER EXCLUDED? (Mandatory in NH) Y/N [N]	020342910 MA,MI,MN,NY, WI,WV	06/30/2010	06/30/2011	E.L. EACH ACCIDENT	$1,000,000
C		If yes, describe under SPECIAL PROVISIONS below	020342908 OR	06/30/2010	06/30/2011	E.L. DISEASE-EA EMPLOYEE	$1,000,000
						E.L. DISEASE-POLICY LIMIT	$1,000,000
		OTHER					

Certificate No : 570039328442

DESCRIPTION OF OPERATIONS/LOCATIONS/VEHICLES/EXCLUSIONS ADDED BY ENDORSEMENT/SPECIAL PROVISIONS
Evidence of Insurance.

CERTIFICATE HOLDER

Cellco Partnership
180 Washington Valley Road
Bedminster NJ 07921 USA

CANCELLATION

SHOULD ANY OF THE ABOVE DESCRIBED POLICIES BE CANCELLED BEFORE THE EXPIRATION DATE THEREOF, THE ISSUING INSURER WILL ENDEAVOR TO MAIL 30 DAYS WRITTEN NOTICE TO THE CERTIFICATE HOLDER NAMED TO THE LEFT, BUT FAILURE TO DO SO SHALL IMPOSE NO OBLIGATION OR LIABILITY OF ANY KIND UPON THE INSURER, ITS AGENTS OR REPRESENTATIVES.

AUTHORIZED REPRESENTATIVE *Aon Risk Services Northeast, Inc.*

©1988-2009 ACORD CORPORATION. All rights reserved
The ACORD name and logo are registered marks of ACORD

Attachment to ACORD Certificate for Cellco Partnership

The terms, conditions and provisions noted below are hereby attached to the captioned certificate as additional description of the coverage afforded by the insurer(s). This attachment does not contain all terms, conditions, coverages or exclusions contained in the policy.

INSURED

Cellco Partnership
d/b/a Verizon Wireless
One Verizon Way
Basking Ridge NJ 07920-1097 USA

INSURER
INSURER
INSURER
INSURER
INSURER

ADDITIONAL POLICIES If a policy below does not include limit information, refer to the corresponding policy on the ACORD certificate form for policy limits.

INSR LTR	ADD'L INSRD	TYPE OF INSURANCE	POLICY NUMBER POLICY DESCRIPTION	POLICY EFFECTIVE DATE	POLICY EXPIRATION DATE	LIMITS	
		WORKERS COMPENSATION					
B			020342907 FL	06/30/2010	06/30/2011		
A			020342906 CA	06/30/2010	06/30/2011		
C			020342909 TX	06/30/2010	06/30/2011		

DESCRIPTION OF OPERATIONS/LOCATIONS/VEHICLES/EXCLUSIONS ADDED BY ENDORSEMENT/SPECIAL PROVISIONS

Certificate No : 570039328442

SECRETARY OF STATE

STATE OF NEVADA

ALSO SEE BACK OF THIS PG.

NEVADA STATE BUSINESS LICENSE

WWC LICENSE LLC

Nevada Business Identification # NV20001008932

Expiration Date: January 31, 2012

In accordance with Title 7 of Nevada Revised Statutes, pursuant to proper application duly filed and payment of appropriate prescribed fees, the above named is hereby granted a Nevada State Business License for business activities conducted within the State of Nevada.

This license shall be considered valid until the expiration date listed above unless suspended or revoked in accordance with Title 7 of Nevada Revised Statutes.

IN WITNESS WHEREOF, I have hereunto set my hand and affixed the Great Seal of State, at my office on February 3, 2011

ROSS MILLER
Secretary of State

This document is not transferable and is not issued in lieu of any locally-required business license, permit or registration.

You may verify this Nevada State Business License online at www.nvsos.gov under the Nevada Business Search.

ANNUAL LIST OF MANAGERS OR MANAGING MEMBERS AND REGISTERED AGENT AND STATE BUSINESS LICENSE APPLICATION OF:

WWC LICENSE LLC

NAME OF LIMITED-LIABILITY COMPANY

FILE NUMBER LLC745-2000

FOR THE FILING PERIOD OF 1/2011 TO 1/2012

****YOU MAY FILE THIS FORM ONLINE AT www.nvsos.gov****

110401

The entity's duly appointed registered agent in the State of Nevada upon whom process can be served is:

THE CORPORATION TRUST COMPANY OF NEVADA (Commercial Registered Agent)
311 S DIVISION ST
CARSON CITY, NV 89703 USA

A FORM TO CHANGE REGISTERED AGENT INFORMATION IS FOUND AT: www.nvsos.gov

Filed in the office of
Ross Miller
Secretary of State
State of Nevada

Document Number 20110089452-72
Filing Date and Time 02/03/2011 9:11 AM
Entity Number LLC745-2000

(This document was filed electronically.)
ABOVE SPACE IS FOR OFFICE USE ONLY

USE BLACK INK ONLY - DO NOT HIGHLIGHT

☐ Return one file stamped copy. (If filing not accompanied by order instructions, file stamped copy will be sent to registered agent.)

IMPORTANT: Read instructions before completing and returning this form.

1. Print or type names and addresses, either residence or business, for all manager or managing members. A **Manager, or if none, a Managing Member** of the LLC must sign the form. *FORM WILL BE RETURNED IF UNSIGNED.*
2. If there are additional managers or managing members, attach a list of them to this form.
3. Annual list fee is $125.00. A $75.00 penalty must be added for failure to file this form by the deadline. An annual list received more than 90 days before its due date shall be deemed an amended list for the previous year.
4. State business license fee is $200.00. Effective 2/1/2010, $100.00 must be added for failure to file form by deadline.
5. Make your check payable to the Secretary of State
6. **Ordering Copies:** If requested above, one file stamped copy will be returned at no additional charge. To receive a certified copy, enclose an additional $30.00 per certification. **A copy fee of $2.00 per page** is required for **each additional copy** generated when ordering 2 or more file stamped or certified copies. Appropriate instructions must accompany your order.
7. Return the completed form to: Secretary of State, 202 North Carson Street, Carson City, Nevada 89701-4201, (775) 684-5708.
8. Form must be in the possession of the Secretary of State on or before the last day of the month in which it is due. (Postmark date is not accepted as receipt date.) Forms received after due date will be returned for additional fees and penalties. Failure to include annual list and business license fees will result in rejection of filing.

ANNUAL LIST FILING FEE: $125.00 LATE PENALTY: $75.00 BUSINESS LICENSE FEE: $200.00 LATE PENALTY: $100.00

Complete only if applicable

☐ Pursuant to NRS, this corporation is exempt from the business license fee. Exemption code:

☐ Month and year your State Business License expires: 20

Section 7(2) Exemption Codes

001 - Governmental Entity
002 - 501(c) Nonprofit Entity
003 - Home-based Business
004 - Natural Person with 4 or less rental dwelling units
005 - Motion Picture Company
006 - NRS 680B.020 Insurance Co.

NAME: WESTERN WIRELESS LLC
(DOCUMENT WILL BE REJECTED IF TITLE NOT INDICATED) ☐ MANAGER ☑ MANAGING MEMBER
ADDRESS: ONE VERIZON WAY , USA
CITY: BASKING RIDGE
STATE: NJ
ZIP CODE: 07920

NAME:
(DOCUMENT WILL BE REJECTED IF TITLE NOT INDICATED) ☐ MANAGER ☐ MANAGING MEMBER
ADDRESS:
CITY:
STATE:
ZIP CODE:

NAME:
(DOCUMENT WILL BE REJECTED IF TITLE NOT INDICATED) ☐ MANAGER ☐ MANAGING MEMBER
ADDRESS:
CITY:
STATE:
ZIP CODE:

NAME:
(DOCUMENT WILL BE REJECTED IF TITLE NOT INDICATED) ☐ MANAGER ☐ MANAGING MEMBER
ADDRESS:
CITY:
STATE:
ZIP CODE:

I declare, to the best of my knowledge under penalty of perjury, that the above mentioned entity has complied with the provisions of sections 6 to 18 of AB 146 of the 2009 session of the Nevada Legislature and acknowledge that pursuant to NRS 239.330, it is a category C felony to knowingly offer any false or forged instrument for filing in the Office of the Secretary of State.

X KAREN M SHIPMAN

Signature of Manager or Managing Member

Title: ASSISTANT SECRETARY

Date: 2/3/2011 9:07:31 AM

ATTACHMENT B1
TECHNICAL PROPOSAL CERTIFICATION OF COMPLIANCE WITH TERMS AND CONDITIONS OF RFP

I have read, understand and agree to comply with the terms and conditions specified in this Request for Proposal.

YES X I agree to comply with the terms and conditions specified in this RFP.

NO _____ I do not agree to comply with the terms and conditions specified in this RFP.

In order for any exceptions and/or assumptions to be considered they **MUST** be documented in detail in the tables below. The State will not accept additional exceptions and/or assumptions if submitted after the proposal submission deadline. Vendors must be specific. Nonspecific exceptions or assumptions may not be considered. If the exception or assumption requires a change in the terms or wording of the contract, the scope of work, or any incorporated documents, vendors must provide the specific language that is being proposed in the tables below.

Cellco Partnership d/b/a Verizon Wireless
Company Name

Signature

Todd Loccisano-Executive Director Enterprise & Government Contracts
Print Name

1-APRIL-2011
Date

Vendors MUST use the following format. Attach additional sheets if necessary.

EXCEPTION SUMMARY FORM

RFP SECTION NUMBER	RFP PAGE NUMBER	EXCEPTION (Complete detail regarding exceptions must be identified)
	* Please See Attached Sheet	

ASSUMPTION SUMMARY FORM

RFP SECTION NUMBER	RFP PAGE NUMBER	ASSUMPTION (Complete detail regarding assumptions must be identified)
3.6.20	67	List the equipment that is not supported by your company and the supporting wireless data services. . ." The assumption is that WSCA's intent was to request a list of equipment that IS supported by our company.
Participating Addendums		Verizon Wireless will negotiate with each State for new Participating Addendum.

This document must be submitted in Tab V of vendor's technical proposal

B1- EXCEPTION SUMMARY FORM

RFP SECTION NUMBER	RFP PAGE NUMBER	EXCEPTION (Complete detail regarding exceptions must be provided)
3.5.16.6 3.6.12.7	38 62	Walk-in repairs at retail stores. ***Verizon Wireless Response:*** ***Verizon Wireless does not offer walk-in repairs at any of our retail stores, however, Verizon Wireless will reasonably assist the Participating Entities with obtaining repair or replacement of equipment under warranty.***
3.5.18	39	Submit full listing of walk-in service/repair center locations in each respective state, with qualified personnel to repair the equipment on site that will manage all service and repairs under agreement. ***Verizon Wireless Response:*** ***Verizon Wireless does not offer walk-in repairs at any of our retail stores, however, Verizon Wireless will reasonably assist the Participating entities with obtaining repair or replacement of equipment under warranty.***
3.6.14	62	For each of equipment/device/accessory, submit a full listing of walk-in service/repair center locations in each respective state, with qualified personnel to repair the equipment on site that will manage all service and repairs under agreement. Include contact name and phone number for each location. ***Verizon Wireless Response:*** ***Verizon Wireless does not offer walk-in repairs at any of our retail stores, however, Verizon Wireless will reasonably assist the Participating entities with obtaining repair or replacement of equipment under warranty.***
3.6.18	65	Detail procedures required applying for and initiating priority status service. ***Verizon Wireless Response:*** ***Verizon Wireless does not provide wireless priority service for data services at this time.***
3.6.19	65	List all fees associated with priority service. ***Verizon Wireless Response:*** ***Verizon Wireless does not provide wireless priority service for data services at this time.***
STATEWIDE MASTER	***Please note that the suggested***	***25. INDEMNIFICATION. To the fullest extent permitted by law, and except to the extent caused by the negligence or willful***

For Purchasing Use Only:

RFP/CONTRACT # 1907

SERVICE AGREEMENT FOR SERVICES OF INDEPENDENT CONTRACTOR	*changes highlighted in yellow are consistent with the current WSCA Master Agreement.*	***misconduct of the WSCA/ ate of Nevada , employees, agents, volunteers and subcontractors, Contractor shall indemnify, hold harmless and defend, not excluding the State's right to participate, Nevada from and against all liability, claims, actions, damages, losses, and expenses, including, without limitation, reasonable attorneys' fees and costs, arising out of any alleged negligent or willful acts or omissions of Contractor, its officers, employees and agents. The Contractor shall release, protect, indemnify and hold WSCA and the respective states and their officers, agencies, employees, harmless from and against any damage, cost or liability, including reasonable attorney's fees for any or all injuries to persons, property or claims for money damages arising from acts or omissions of the contractor, his employees or subcontractors or volunteers.*** ***Insurance Coverage: The Contractor shall, at the Contractor's sole expense, procure, maintain and keep in force for the duration of the contract the following insurance conforming to the minimum requirements specified below. Unless specifically stated herein or otherwise agreed to by the Lead State, the required insurance shall be in effect prior to the commencement of work by the Contractor and shall continue in force as appropriate until the latter of:*** ***1. Final acceptance by the Lead State of the completion of this contract; or*** ***2. Such time as the insurance is no longer required by the Lead State under the terms of this contract.*** ***Any insurance or self-insurance available to the State shall be excess of and non-contributing with any insurance required from Contractor as relates to Contractor operations. Contractor's insurance policies shall apply on a primary basis in this respect. Until such time as the insurance is no longer required by the Lead State, Contractor shall provide the Lead State with renewal or replacement evidence of insurance no less than ten ~~thirty~~ (130) business days ~~before~~ after the expiration or replacement of the required insurance- without lapse in coverage. If at any time during the period when insurance is required by the contract, an insurer or surety shall fail to comply with the requirements of this contract, as soon as Contractor has knowledge of any such failure, Contractor shall immediately notify the State and immediately replace such insurance or bond with an insurer meeting the requirements.***

		Workers' Compensation and Employer's Liability Insurance *1) Contractor shall provide proof of worker's compensation insurance.* *2) Employer's Liability insurance with a minimum limit of $500,000 each employee per accident for bodily injury by accident or disease.* ***Commercial General Liability Insurance*** *1) Minimum Limits required:* *$2,000,000.00 General Aggregate* *$1,000,000.00 Products & Completed Operations Aggregate* *$1,000,000.00 Personal and Advertising Injury* *$1,000,000.00 Each Occurrence* *2) Coverage shall be on an occurrence basis and shall be at least as broad as ISO 1996 form CG 00 01 (or a substitute form providing substantially equivalent coverage); and shall cover liability arising from premises, operations, independent contractors, completed operations, personal injury, products, civil lawsuits, ~~Title VII actions~~ and liability assumed under ~~an~~ this ~~insured~~ contract (including the tort liability of another assumed in a business contract).* ***General Requirements:*** *b. Waiver of Subrogation: Each liability insurance policy shall provide for a waiver of subrogation as to additional insureds.* *c. Cross-Liability: All required general liability policies shall provide cross-liability coverage as would be achieve under the standard ISO separation of insureds clause.* *d. Deductibles and Self-Insured Retentions: ~~Insurance maintained by Contractor shall apply on a first dollar basis without application of a deductible or self-insured retention unless otherwise specifically agreed to by the Lead State or Participating States. Such approval shall not relieve Contractor from the obligation to pay any deductible or self-insured retention. Any deductible or self-insured retention shall not exceed five thousand dollars ($5,000.00) per occurrence, unless otherwise approved.~~ We will select commercially reasonable deductibles and self-insured retention and will be responsible for their payment.*

		e. Policy Cancellation: Except for ten (10) days notice for non-payment of premium, each insurance policy shall be endorsed to state that; without thirty (30) days prior written notice to the Lead State, the policy shall not be canceled, non-renewed or coverage and /or limits reduced or materially altered, and shall provide that notices required by this paragraph shall be mailed ~~sent by certified mailed~~ to the address identified on page 1 of the contract. *f. Approved Insurer: Each insurance policy shall be:* *1) Issued by insurance companies authorized to do business in the Lead State and Participating States or eligible surplus lines insurers reasonably acceptable to the Lead State and Participating States and having agents upon whom service of process may be made, and* *2) Currently rated by A.M. Best as "A- VII" or better.* *Evidence of Insurance:* *Prior to the start of any Work, Contractor must provide the following documents to the Lead State:* *1) Certificate of Insurance: The Acord 25 Certificate of Insurance form or a form substantially similar must be submitted to the State to evidence the insurance policies and coverages required of Contractor.* *2) Schedule of Underlying Insurance Policies: If Umbrella or Excess policy is evidenced to comply with minimum limits, a copy of the Underlyer Schedule from the Umbrella or Excess insurance policy may be required.* *Review and Approval: Documents specified above must be submitted for review and approval by the Lead State prior to the commencement of work by Contractor. Neither approval by the Lead State nor failure to disapprove the insurance furnished by Contractor shall relieve Contractor of Contractor's full responsibility to provide the insurance required by this contract. Compliance with the insurance requirements of this contract shall not limit the liability of Contractor or its sub-contractors, employees or agents to the Lead State or others, and shall be in addition to and not in lieu of any other remedy available to the Lead State or Participating States under this contract or otherwise~~. The Lead State reserves the right to request and review a copy of any required insurance policy or endorsement to assure compliance with these requirements.~~*

3. SCOPE OF WORK

3.1 General Requirements

3.1.1 Vendors may choose to submit a proposal on any or all listed services and/or equipment; each band of service and/or equipment proposed upon must be submitted as a standalone proposal, i.e., a vendor that provides wireless voice service, broadband service, and equipment must submit three separate proposals, each clearly identifying compliance with each service band. A vendor proposing upon accessories/equipment/devices would submit only one proposal for that specific band of services. Each proposal will be evaluated individually as submitted for the specific band of services.

Verizon Wireless Response:

Noted and Understood.

3.1.2 Provide quality wireless voice services, wireless broadband services, equipment and accessories at the lowest cost available in a timely and efficient manner.

Verizon Wireless Response:

Noted and Understood.

3.1.3 Provide secure online access for each participating entity representative to manage accounts and order services/accessories/equipment. Only the participating entity representative shall be allowed to manage accounts and service/equipment/accessory ordering. Vendor is responsible to keep the list of participating entity representatives current.

Verizon Wireless Response:

Noted and Understood.

My Business Account is the online self-service tool for Verizon Wireless business and government customers. My Business Account enables you to view and pay your bills, create business structures, view select reports and maintain your account. Additionally, your designated employees can purchase equipment, accessories and service using My Business Account's functionality.

My Business Account is organized by easy-to-use links. Simply click on the link you need based on what you want to accomplish. My Business Account has the following functionality:

- ***Administration – The Administration link enables your designated employees to perform several useful functions that help manage your account. From the Administration link, you can view the***

entity's profile, manage billing accounts, create business or personal address books, go paperless and create business structures.

- ***More About Business Structures – A Business Structure is a customized hierarchical view of billing information. Business Structures are created by your designated employees directly in My Business Account. Business Structures enable you to organize your billing accounts by department, geographic territory, or in whatever way best meets your needs. By doing so, you will be able to see a cost summary for each Business Structure. For example, the entity may have 50 mobile numbers and 10 billing account numbers. Your designated employees could create a Business Structure for your Marketing department, another for Finance and another for Sales, etc.***
- ***Statements – The Statements link provides a quick, easy method for the entity to review your balance, last payment and a summary of current charges. In addition, you can view usage and charges related to your entire organization or a particular account. From the Statements page, you can easily view or print your bill in several flexible formats. You can also view unbilled voice, data and text message usage. You can view up to six previous statements.***
- ***Payments – The Payments link enables you to apply payments to your account(s). You can use checking or savings accounts for a one-time payment. For recurring payments, a credit/debit card or a business checking or savings account can be used. The Payments link can also send email notifications to you if a payment is reversed or declined.***
- ***Reports – The Reports link offers you the ability to pull data based on usage or cost. For example, you can view the "20 longest phone calls" or a "summary of cost by month". Additionally, your designated employees can pull a summary usage report that includes usage statistics at the mobile telephone number (MTN) level. You can receive usage details for such things as peak, off-peak and nights and weekends. Reports help you manage your account and make informed decisions about your service.***
- ***Help – The Help link is a tool for the entity's designated employees to demonstrate how to use My Business Account and to find answers to frequently asked questions. The My Business Account "Online Tutorial" can be found in the Help link and is a useful tool to train your designated employees on how to use the application. The Support link under Help provides interactive demos on how to set up Business Structures, make payments and manage users.***
- ***Account Maintenance – Your designated employees can manage account activity online through the Account Maintenance link. The Account Maintenance link offers a range of functionality, such as updating account information, changing a voicemail password, completing a local telephone number change or checking the status of a port. Additionally, you can make ESN changes online and initiate device upgrades from this link.***
- ***Order Online – Your designated employees can use the Web portal to order new devices and accessories when logged into My Business Account. The ordering site is customized with the entity's name and reflects your pricing and equipment discount. This provides your designated employees greater flexibility in placing orders right from their own desktop via a single login.***

Please see your Account Manager for more details about My Business Account or access the My Business demo through the following link:
http://www.verizonwireless.com/SMB/account_demo/index.html

Federal regulations issued by the Federal Communications Commission require wireless providers to protect the Customer Network Proprietary information from improper disclosure. Verizon Wireless agrees to provide this information to authorized users, provided they are clearly authorized by the participating users within the state government. For local governments and special purpose districts that may be authorized to participate, there must be a requirement that they authorize the release of such information as part of the requirements to participate in using the WSCA contract that may result from this RFP. Assuming such consent is included in the state participating addendum, we propose to provide information as follows:

WSCA shall own and have the use of all data and reports resulting from this Contract without additional cost or other restriction except: (1) as provided by law, (2) as required by the Federal Communication Commission regulations regarding Customer Proprietary Network Information (CPNI), or (3) where any such information is proprietary or confidential and cannot be disclosed by Contractor. Each party shall supply to the other party, upon request, any available information that is relevant to this Contract and to the performance hereunder.

Customer Proprietary Network Information ("CPNI") (Language to be Inserted in Each Customer Agreement): Verizon Wireless and its affiliates (the "Verizon Companies") need Customer's permission to share information about Customer. The Federal Communications Commission ("FCC") and various states require Verizon Wireless to protect certain information that is made available to it solely by virtue of Customer's relationship with it. This information is known as Customer Proprietary Network Information ("CPNI"), and it includes information relating to the quantity, technical configuration, type, destination, location, and amount of use of Customer's telecommunications services purchased (including specific calls Customer makes and receives) and related local and toll billing information. CPNI does not include subscriber lists or published information (listed or unlisted), such as Customer's name, telephone number and address; such information is not subject to the CPNI rules' use limitations. Verizon Wireless acknowledges Customer has a right under federal and state law to protect the confidentiality of Customer's CPNI, and to direct the Verizon Companies not to use Customer's CPNI or to limit use, disclosure of and access to it, and the Verizon Companies have a duty to comply with the limitations Customer designates. Customers that agree to participate under the Contract grant Verizon Wireless permission to use, to permit access to and to disclose Customer's CPNI to WSCA. Customer has a right to disapprove of these uses of CPNI, and may withdraw or limit this consent at any time by notifying Verizon Wireless in writing, either by faxing Verizon Wireless at 866-745-4661 or by e-mailing Verizon Wireless at cpni-notices@verizonwireless.com. Customer's consent will remain valid until Verizon Wireless receives such a notice withdrawing consent. Customer's refusal or withdrawal of consent to WSCA will affect the provision of services to which Customer subscribes. Customer must provide CPNI consent WSCA to participate under this agreement. If Customer does not provide the requested CPNI consent this will not affect its ability to contract directly with Verizon Wireless but it will prevent the customer from utilizing the Contract.

3.1.4 Vendors must commit to participate in the Federal Communications Commission's E- Rate discount program established under authority of the Federal Telecommunications Commission Act of 1996. Participation in, and implementation of this program will be provided without the addition of any service or administration fee by the vendor. A statement of commitment is required.

Verizon Wireless Response:

Verizon Wireless supports the Universal Service Fund for Schools and Libraries commonly known as "E-Rate". E-Rate is a federal program established as part of the Telecommunications Act of 1996. The purpose of E-Rate is to provide affordable access to specified telecommunications services for all communities, regardless of location or economic status. Eligible schools and libraries may receive discounts ranging from 20% to 90% of the cost of funded services. The E-Rate program divides funding into three categories of services:

- ***Telecommunications services***
- ***Internet access***
- ***Internal connections***

Under the E-Rate program, Verizon Wireless will provide assistance for eligible wireless communications, including but not limited to an array of wireless voice and data products and services that will enable your school or library to coordinate administrative and educational needs effectively.

Verizon Wireless' SPIN number is 143000677. Verizon Wireless' FCC Registration Number is 0003-2906-73. Please visit Verizon Wireless' website for further information regarding Verizon Wireless' E-Rate program at: http://b2b.vzw.com/govt/erate.html

Verizon Wireless will not impose any additional administration or service fee for the implementation of or participation in the E-Rate Program above those required by the FCC.

3.1.5 Use of these contracts is permissive.

Verizon Wireless Response:

Noted and Understood.

3.2 Administration of Contract(s)

The following requirements apply to all contracts awarded as a result of this solicitation, regardless of whether a proposing vendor is awarded any one or all listed services and/or equipment.

3.2.1 Meet with lead States' Purchasing Department representative on a semi-annual basis

(once every six months) to evaluate and review:

- Pricing/rates relative to prevailing full market pricing/promotions/solicitations;
- Actual billed charges relative to prevailing available full market pricing;
- Adjustments to maintain the original discount offered to the then prevailing available full market pricing; and
- Any other significant issue (service, billing or otherwise) that may need to be addressed.

Verizon Wireless Response:

Semi-annual Business Reviews

Verizon Wireless will provide a Semi-annual Business Reviews (SBRs) to lead State's Purchasing Department Representative on a semi-annual basis. The SBR will provide a high-level organizational review of services, behavior and practices with Verizon Wireless. The SBR will be provided free of charge and presented quarterly, encompassing the previous 13-month period. Included in the SBR presentation are analysis reports to show overall usage. Verizon Wireless also provides personalized recommendations on price plans and equipment based on analysis of the data. In addition, SBRs accomplish the following:

- ***Provide a periodic high-level update of key wireless program metrics.***
- ***Help ensure best possible value for the Participating Entity's wireless expense.***
- ***Identify specific areas that need further focus, such as:***
  - ***Lines that could benefit from price plan optimization***
  - ***Identification of obsolete devices***
  - ***New ways that wireless technology can support the Participating Entities and WSCA's mission***
- ***Clarify and resolve outstanding issues, making it easier to do business with Verizon Wireless.***

SBR topics for discussion include:

- ***Organizational Support***
- ***Account Support***
- ***Lines In Service***
- ***Voice and Data Breakout***
- ***Billing and Lines of Service***
- ***Monthly Airtime Overages***
- ***Account Analysis***
- ***Activations***
- ***Deactivations***
- ***Accounts Receivables***
- ***Equipment Inventory***
- ***Next Steps.***

3.2.2 Complete the evaluation and review within twenty (20) business days. All changes/reductions to current agreement pricing shall be formalized by an Agreement Amendment to existing agreement. Agreement shall be retroactive to the date of the review.

Verizon Wireless Response:

Noted and Understood.

3.2.3 The Contractor(s) shall report contract utilization and pay an administrative fee of 1/10th of 1% (one-tenth of one percent) of the total wireless spend to WSCA, paid quarterly. The WSCA directors approved the level of the administration fee, and the fee is not negotiable. The administrative fee is to be paid quarterly within 60 days of the end of the quarter (See Attachment G for Reporting Schedule). In addition to the WSCA administrative fee, some WSCA and non-WSCA states may require that a fee be paid directly to the state on purchases made by procuring entities within that state. For all such requests, the fee level, payment method and schedule for such reports and payments shall be incorporated in a Participating Addendum that is made a part of the contracts. The Contractor(s) may adjust SES pricing accordingly for purchases made by procuring agencies within the jurisdiction of the state. Any such price adjustment shall not exceed the dollar value of the additional fee. All such agreements shall have no affect whatsoever on the WSCA fee or on the prices paid by the procuring agencies outside the jurisdiction of the state requesting the additional fee.

Verizon Wireless Response:

Noted and Understood.

3.2.4 Administration fee checks will be made payable to WSCA, 3643 Solutions Center, Chicago, Il 60677-3006, and sent in accordance with quarterly reports, Attachment G. Contractor(s) will provide a report indicating the amounts rebated to each using entity.

Verizon Wireless Response:

Noted and Understood.

3.2.5 Unless otherwise prohibited by provision in a participating addendum, Contractor may, at the sole discretion of the Contractor, offer discounted wireless services and equipment, broadband services and equipment, or accessories to employees of WSCA participating entities as Individual Liable (IL) accounts ("employee

program"), within the jurisdiction of the entity completing the participating addendum, with the understanding that the entity completing the participating addendum has no liability whatsoever concerning the equipment or for payment of services. All such employees must be validated in order to participate in the employee program, and that employees not so validated will not receive discounted wireless services and equipment, broadband services and equipment, or accessories under this agreement.

Each IL participating in the employee program must (a) enter into, and be individually responsible for complying with a selected service agreement including, without limitation, the corresponding obligations to comply with all of the terms and conditions of the chosen plan, and to pay all charges incurred under the service agreement; and (b) must follow the activation, validation, migration, upgrade and related policies, procedures and processes established by Contractor from time to time. Any wireless spend resulting from employee's purchasing under the employee program of this contract will be subject to reporting requirements and to the required WSCA administrative fee of one tenth (1/10) of one percent, and report these sales as outlined in this RFP.

Verizon Wireless Response:

Noted and Understood.

3.2.6 Maintain detailed records pertaining to the cost of services rendered and products delivered for a period of three years from the date of acceptance of each purchase order.

Verizon Wireless Response:

Noted and Understood.

3.2.7 Make records subject to billing audits either before or after payment. Assist participating entities with detail account information required by the participating entity or auditor anytime during the contract period.

Verizon Wireless Response:

Noted and Understood. However, please note that the release of any information that meets the Federal Communication Commission ("FCC") definition of Customer Proprietary Network Information ("CPNI") (such as monthly usage) is subject to FCC regulations and federal law. Verizon Wireless will provide to the Participating Entity information necessary to calculate any applicable administrative fee so long as each local government and other non-state eligible entity provides prior specific written consent for releasing to the Participating Entity CPNI for their accounts.

3.3 Reporting

The following requirements apply to all contracts awarded as a result of this solicitation, regardless of whether a proposing vendor is awarded any one or all listed services and/or equipment.

3.3.1 Reporting shall be provided in the format required by WSCA (Attachment G), with hard copies available upon request.

Verizon Wireless Response:

Noted and Understood.

3.3.2 The following usage reports shall be submitted for the respective quarter:

3.3.2.1 Usage and purchases under the contract.

Verizon Wireless Response:

Noted and Understood.

3.3.2.2 Quarterly optimization report for each wireless/broadband service subscriber and orders placed for accessories. The goal of the optimization reports is to ensure that each subscriber is utilizing the most appropriate plan. This includes identifying subscribers that may be consistently incurring overage charges, and therefore should move to a more cost effective plan or subscribers consistently under-utilizing a plan, and therefore should move to a lower cost plan.

Verizon Wireless Response:

Quarterly Business Reviews

Verizon Wireless will provide a quarterly optimization report to individual Participating Entities as part of a Quarterly Business Review as may be requested by each entity. Verizon Wireless currently offers Quarterly Business Reviews (QBRs) to many of our Government customers. A QBR is a high-level organizational review of services, behavior and practices with Verizon Wireless. Our QBRs are free of charge and are presented quarterly, encompassing the previous 13-month period. Included in the QBR presentation are analysis reports to show overall usage. Verizon Wireless also provides personalized recommendations on price plans and equipment based on analysis of the data.

QBRs accomplish the following:

- ***Provide a periodic high-level update of key wireless program metrics.***
- ***Help ensure best possible value for the Participating Entities wireless expense.***
- ***Identify specific areas that need further focus, such as:***
    - ***Lines that could benefit from price plan optimization***
    - ***Identification of obsolete devices***
    - ***New ways that wireless technology can support the Participating Entity's mission***

If required by WSCA, Verizon Wireless will provide the quarterly optimization report for the overarching WSCA master agreement as an additional report along with Attachment F. The data requested in the quarterly optimization report is quite voluminous and therefore this document will be sent separately in CD format to the State of Nevada. With approximately 200,000 line subscribers, additional resources will have to be dedicated to the production of this report.

With Verizon Wireless' My Business Account on-line tool, you can easily manage your wireless usage, evaluate trends and create reports. My Business Account is designed in an easy-to-use, accessible format. You can manipulate and export data into the entity's required formats through the use of Microsoft applications.

With My Business Account you can:

- ***Receive online reporting in a consolidated manner or broken out by account or wireless number.***
- ***View individual phone information, such as airtime usage and call detail.***
- ***Modify mobile number information to allow for specific, customized analysis.***

Verizon Wireless provides access to the My Business Account portal at no additional charge. My Business Account enables agency authorized contacts to make purchases, process upgrades and maintain existing service conveniently - 24-hours a day, 7-days a week.

Your Account Manager can provide a demonstration of My Business Account and you may also view a demo by clicking on the following link:
http://www.verizonwireless.com/b2c/businessSolutions/mybiz/index.jsp

3.3.2.3 Voice, data, and combined voice/data related reports upon request.

Verizon Wireless Response:

Noted and Understood.

3.3.3 Provide equipment sales report. A quarterly summary of equipment sold. Reports are to be submitted to the lead State in the format required by WSCA (Attachment G), with hard copies available upon request.

Verizon Wireless Response:

Noted and Understood.

3.3.4 Individual participating entities may request specific equipment sales summaries, which shall be provided at no cost. Reports shall include report elements as seen in Attachment G.

Verizon Wireless Response:

Noted and Understood. . Individual participating entities may create custom reports using Verizon Wireless' My Business Account on-line tool. Please refer to the response to section 3.3.2.2. above for further detail regarding My Business Account reporting features.

3.3.5 Upon request, provide reporting elements and/or management reports related to usage for services that are available and would optimize the participating entity's ability to assess utilization and cost.

Verizon Wireless Response:

Noted and Understood. Please see the response to section 3.3.2.2 above.

3.3.6 Be able to provide custom reports as may be requested by individual participating entities. Describe in general, the level of sophistication and complexity, custom usage report data that you can provide to the participating entities. Vendors should provide a sample report with their proposal.

Verizon Wireless Response:

Noted and Understood.

Quarterly Business Reviews

Verizon Wireless currently offers Quarterly Business Reviews (QBRs) to many of our Government customers. A QBR is a high-level organizational review of services, behavior and practices with Verizon Wireless. Our QBRs are free of charge and are presented quarterly, encompassing the previous 13-month period. Included in the QBR presentation are analysis reports to show overall usage. Verizon Wireless also provides personalized recommendations on price plans and equipment based on analysis of the data. In addition, QBRs accomplish the following:

- ***Provide a periodic high-level update of key wireless program metrics.***
- ***Help ensure best possible value for your agency's wireless expense.***
- ***Identify specific areas that need further focus, such as:***
    - ***Lines that could benefit from price plan optimization***
    - ***Identification of obsolete devices***
    - ***New ways that wireless technology can support your agency's mission***
- ***Clarify and resolve outstanding issues, making it easier to do business with Verizon Wireless.***

QBR topics for discussion include:

- ***Organizational Support***
- ***Account Support***
- ***Lines In Service***
- ***Voice and Data Breakout***
- ***Billing and Lines of Service***
- ***Monthly Airtime Overages***
- ***Account Analysis***
- ***Activations***
- ***Deactivations***
- ***Accounts Receivables***
- ***Equipment Inventory***
- ***Next Steps.***

In addition to QBRs, Verizon Wireless can provide monthly ad hoc reports to satisfy any additional informational requirements that may be requested by each Participating Entity.

3.3.7 Upon request, provide subscribers with usage reports which include full itemization of call details (such as the information on the Contractor's standard bill for consumer accounts) to enable verification of usage including: (1) call date, call number call length, call time, and (2) plan cost, per minute charges, overage cost, additional features charges and other fees, etc.

Verizon Wireless Response:

Noted and Understood.

3.4 Contract Management

The following requirements apply to all contracts awarded as a result of this solicitation, regardless of whether a proposing vendor is awarded any one or all listed services and/or equipment.

3.4.1 Assign a Contract Manager to manage the WSCA account, who shall be responsible for:

3.4.1.1 The contract's overall performance requirements, ongoing unresolved issues, overall customer service.

3.4.1.2 Providing any additional documentation necessary, as requested by the State for performance audits conducted periodically to evaluate areas of service required by this RFP (i.e. deliver, fill rate, variance reports, customer representatives)

3.4.1.3 Meet with the lead State every six (6) months or as otherwise specified, to maintain the partnership between the State and the Contractor. Meetings may involve, but not be limited to:

- Contractor performance;
- Problem resolution;
- Mandatory and custom reports; and
- Improvement opportunities (i.e. cost savings opportunities, use of enhanced service features, etc.

Verizon Wireless Response:

Verizon Wireless' current WSCA Contract Manager, RJ Fenolio, has 16 years of wireless service and management experience, of which 6 years have been spent successfully managing Verizon Wireless' current WSCA agreement. Mr. Fenolio is intimately familiar with the terms of the agreement and the unique requirements of WSCA and its Participating Entities. His extensive background in the communications industry has resulted in a comprehensive knowledge of the wireless industry. Mr. Fenolio contact information is:

8350 E. Crescent Pkwy Ste. 200
Greenwood Village, CO 80111
Phone: 702-283-2200
Email: RJ.Fenolio@Verizonwireless.com

Overview of Responsibilities:
Leads effort to negotiate contract with WSCA and all respective States wishing to participate on the WSCA contract. Works closely with in supporting Sales reps and Customer Service teams on product presentations, strategic plans, customer concerns, procurement, trouble-shooting, and process improvements. Represents company at trade association meetings to promote Verizon Wireless.

Below is the list of staff that may be involved with your account.

Government Account Executive
Overview of responsibilities:
Responsible for sales and customer support to government accounts within assigned geographic territory. Expertise includes consultative support, sales presentations, training, problem resolution, and calling plan analysis. Provides follow-up training for new customers, handles equipment issues, performs rate plan analysis, explains billing and interacts with Business Support Center on customer service issues.

The Government Account Executive will provide quarterly reviews for SDCOE and/or each of the 42 districts upon request. During this account review, Verizon Wireless can identify opportunities to save money and provide valuable recommendations and pertinent account information. Quarterly reviews can save SDCOE time usually spent reviewing and researching accounts by highlighting your student's usage habits, equipment needs and upgrade opportunities. These business reviews are interactive allowing SDCOE an opportunity to strategize with your Government Account Executive on your current and future requirements.

Data Sales Manager
Overview of responsibilities:
Responsible for ongoing cross channel data training and sales support. Conducts sales meetings and executive briefings with potential and existing customers to establish strong working relationships and promote the quality of Verizon Wireless data products and services. Manages data presentations and summits. Ensure that customers and prospective customers are treated with the highest levels of courtesy and professionalism. Resolves customer issues in a timely manner. Remains current on all wireless products and services, industry and competitive trends.

Business Sales Manager
Overview of Responsibilities:
Trains sales team on new products, services and selling skills to ensure team is fully versed in Verizon Wireless products and services and ready to represent Verizon Wireless in the highest professional manner. Represents company at trade association meetings to promote Verizon Wireless and increase presence in the community by developing relationships through chambers of commerce. Ensures that customers and prospective customers are treated with the highest levels of courtesy and professionalism. Resolves customer issues in a timely manner.

Data Sales Manager
Overview of responsibilities:
Responsible for leading, managing and motivating a team of data professionals by leveraging products and services while collaborating with other management teams. Conducts sales meetings and executive briefings with potential and existing customers to establish strong working relationships and promote the quality of Verizon Wireless data products and services. Manages data presentations and summits. Ensure that customers are treated with the highest levels of courtesy and professionalism. Resolves customer issues in a timely manner
Develops, trains and coaches sales team.

Associate Director, Government
Overview of Responsibilities:
Works with sales team and clients on contract negotiations. Represents company at trade association meetings to promote Verizon Wireless and increase presence in the community by developing relationships through chambers of commerce. Responsible for managing the overall operations and budget. Ensures that customers and prospective customers are treated with the highest levels of courtesy and professionalism. Resolves customer issues in a timely and empathetic manner.

Page Left Blank

VOICE SERVICE AND SUPPORT (BAND 1)

3.5 Voice Services and Support (Band 1)

3.5.1 Provide quality wireless voice services at the lowest cost available in a timely and efficient manner.

Verizon Wireless Response:

Verizon Wireless' commitment to quality is evident in our ongoing investment in the expansion and enhancement of our network. Verizon Wireless has invested more than $65 billion since we were was formed – $6.0 billion on average every year – to increase the coverage, reliability and capability of our premier nationwide network and to provide new services to our customers.

We strive to operate our wireless network at optimal performance levels so that we can continue our record of providing the most reliable nationwide wireless network. We continually test and evaluate network performance, and when service anomalies are detected, we take immediate steps to resolve or remediate the situation. Our maintenance organization staff members are distributed in centers across the country and have areas of expertise and responsibility, such as microwave, switch, cellular radio, power. They are also cross-trained to handle a wide variety of system maintenance issues - all in an effort to maintain service reliability. Our success in these efforts is evidenced by the fact that fewer than 2 percent of the calls placed on Verizon Wireless' network are dropped or fail to initially connect - even during the busiest hours of the day - as well as by our continual subscriber growth.

Verizon Wireless will provide quality wireless voice services at a fair and reasonable cost available in a timely and efficient manner; not lowest cost.

3.5.2 Establish and provide a set of "standard" plans for voice services.

Verizon Wireless Response:

Below are highlights of the standard voice and data plans featured in the Verizon Wireless Pricing & Equipment Proposal.

Voice Calling Plans:
Nationwide for Business
The Nationwide for Business Calling Plans include:

- ***Unlimited National Mobile to Mobile Calling with any of our more than 94.1 million customers, anytime, without using your Anytime Voice Minutes within the Nationwide Rate and Coverage Area.***
- ***10 Friends & Family® for Business Numbers on plans with 900 or more Anytime Minutes***
- ***No domestic roaming or long distance charges (airtime charges apply).***
- ***Unlimited Night & Weekend Minutes***

- *Night hours (Monday - Friday): 9:01 p.m. - 5:59 a.m.*
- *Weekend hours (Saturday – Sunday): 12:00 a.m. - 11:59 p.m.*
- *Access to Mobile Web 2.0 with low $1.99/Megabyte pay-as-you-go usage charges.*

Nationwide for Business Calling Plans with Share Option
For an additional monthly fee per line, your corporate subscribers on a Nationwide Calling Plan who deplete their entire allocation of Anytime Voice Minutes may use the Anytime Voice Minutes not used by other corporate subscribers on Nationwide Calling Plans with Share Option. Each sharing subscriber's unused Anytime Voice Minutes will pass to other sharing subscribers that have exceeded their Anytime Voice Minutes during the same monthly billing period. Each sharing subscriber's monthly Anytime Voice Minutes apply first to that line. Unused monthly Anytime Voice Minutes are then shared with other sharing subscribers that have exceeded their monthly Voice Anytime Minutes allowance in order of highest usage.

The Share Option is only available to corporate subscribers and may be subject to certain requirements and limitations depending on the location and number of subscribers requesting the Share Option.

Push to Talk Option
Get unlimited Push to Talk for just an additional $5 per month per line. With the push of a button, your employees can use Push to Talk for quick exchanges with their co-workers, associates and clients. Plus, with the very same phone they can also make regular cellular calls. Verizon Wireless Push to Talk features:

- *Coast-to-Coast Coverage. Reach and be reached across the country within the Verizon Wireless National Enhanced Services Rate and Coverage Area.*
- *Simple Voice Communication. Connect at the touch of a button.*
- *Online Contact Management. Store up to 150 individual Push to Talk contacts.*
- *One Number Service. One number, one device for Push to Talk and voice calls.*
- *Group Calling. Connect with the team with the push of a button.*

Nationwide Small Business SharePlans
The Nationwide Small Business SharePlans include:

- *Unlimited National Mobile to Mobile Calling with any of our more than 94.1 million customers, anytime, without using your Anytime Voice Minutes within the Nationwide Rate and Coverage Area.*
- *10 Friends & Family for Business Numbers on plans with 1400 Anytime Minutes and higher*
- *No domestic roaming or long distance charges (airtime charges apply).*
- *Unlimited Night & Weekend Minutes*
  - *Night hours (Monday - Friday): 9:01 p.m. - 5:59 a.m.*
  - *Weekend hours (Saturday – Sunday): 12:00 a.m. - 11:59 p.m.*
- *Access to Mobile Web 2.0 with low $1.99/Megabyte pay-as-you-go usage charges.*

Note: The plans can be purchased by any business customer, from a 2-5 line retail account with a Federal Tax ID up to a 10,000+ business customer (large customers will still only be able to have 50 lines per account, though a company can have multiple 50-line accounts).

Email Plans:
Nationwide for Business Email Plans

- ***The Nationwide for Business Email Plans (for Smartphones and BlackBerry devices), include:***
- ***Unlimited National Mobile to Mobile Calling Minutes to more than 94.1 million Verizon Wireless customers, anytime, without using your Anytime Voice Minutes***
- ***No domestic roaming or long distance charges (airtime charges apply).***
- ***Unlimited Night & Weekend Minutes***
  - ***Night hours (Monday - Friday): 9:01 p.m. - 5:59 a.m.***
  - ***Weekend hours (Saturday – Sunday): 12:00 a.m. - 11:59 p.m.***
- ***Unlimited data allowance for email and handset web browsing***

3G Data Plans/Packages:
Our 3G Data Plans are designed to give your employees more options and the ability to choose a data plan that more closely matches their wireless lifestyles and the capabilities of today's wide array of feature phones, Smartphones, mobile hotspots, netbooks and tablets.

Verizon Wireless has provided a list of standard plans for WSCA's review within the Part II-Cost Proposal of this response.

3.5.3 Detail standard features such as voicemail, call waiting, call back and in-plan minutes or megabytes included in the proposed services.

Verizon Wireless Response:

Below is a description of the standard features included, at no additional monthly access fee, in our Government Pricing Program. Use of some of these features may incur usage charges, such as airtime charges, and the availability of these features may vary. Please refer to the Pricing and Equipment Proposal for details.

Basic Voice Mail:
Verizon Wireless' Voice Mail service allows callers to leave a message when the cellular number they have called is in use or unavailable. The service gives subscriber the option to either record a greeting in their own voice, or simply record their name to be used in a standard system greeting. Callers are able to designate their message as "urgent," and if they do so, then these messages will float to the top when they are being retrieved. Customers are also able to retrieve messages from any touch-tone phone.

Message Waiting Indicator:
Message Waiting Indicator, is used in conjunction with Caller ID and Voice Mail to provide subscribers with the visual ability to see who called and allows them to see if they have any Voice Mail messages. If the subscriber leaves the phone powered off, the indicator telling them that there are

messages waiting will be activated as soon as the subscriber turns the phone on. This option works only on phones that are equipped with Message Waiting Indicator.

Caller ID:
Caller ID allows cellular subscribers to see the telephone number of an incoming caller (for all unblocked numbers). Based on this information, subscribers can then make the decision to either answer the call or leave it unanswered and perhaps default to Voice Mail. This service is available to subscribers with specific equipment.

Caller ID Blocking:
This service allows subscribers to prevent their phone number from being displayed on the called party's handset. Subscribers have the option to block their number on a per-call basis or continuously. This feature may not be available when roaming or when calling certain toll-free numbers or 911.

Call Waiting:
An alert tone announces an incoming call when a cellular subscriber is already on the phone. After the subscriber hears the tone, the subscriber has approximately 30 seconds to answer before the second caller hears a standard message or is forwarded to the subscriber's Voice Mailbox. If the subscriber answers the call the first call is put on hold while the second is taken. This feature allows cellular subscribers to be more productive and accessible to the people who need to reach them.

Call Forwarding (not available in all areas):
Call Forwarding enables calls to be transferred to another phone number. The subscriber's wireless phone will not ring. Airtime and other charges, which may include toll or long distance charges, apply. This is especially helpful if a subscriber's cellular number is the one people are most accustomed to dialing.
No Answer/Busy Transfer:
The subscriber can have incoming calls answered by another phone whenever their wireless phone is busy or remains unanswered after three or four rings. With this option, the subscriber's phone will ring unless the subscriber is on the phone. This is a great alternative to call waiting if a subscriber cannot be disturbed or interrupted but still needs to have calls answered. Airtime and other charges, which may include toll or long distance charges, apply.

Three-Way Calling:
Three-Way Calling allows the subscriber to speak with two parties at once while on one cellular call. Airtime and other charges, which may include toll or long distance charges, apply for both calls during

Verizon Wireless has provided complete details of standard and chargeable features with each of the calling plans provided included within Part II-Cost Proposal of this response.

3.5.4 Activate service on new equipment within 72 hours of request or shipping.

Verizon Wireless Response:

To ensure the device is activated by the authorized user only, upon receipt each end user is must authenticate and complete the activation of new service on the new device once received following a simplified process.

Equipment orders can be completed and shipped typically within two (2) business days. For bulk orders please work with your Government Account Manager to determine timeframe. The equipment arrives preprogrammed and ready to activate (equipment arrives inactive in the event the shipment may be lost or stolen). Once the equipment is received *228 must be dialed and the prompts followed in order to activate the phone. Requests for emergency orders can be handled on a case-by-case basis by your Account Manager.

Once an order is placed and confirmed, fulfillment begins immediately and the order cannot be cancelled. If you chose to cancel the order, you may reject the package at time of delivery or may contact customer service to facilitate a return. Verizon Wireless will accept returns or make exchanges on all cellular merchandise purchased from us by your government-liable end users provided the equipment is returned within 30 days of purchase; if service is also terminated within 30 days, the entity remains responsible for the cost of any airtime and features used prior to the termination date. We will accept returns or make exchanges on all cellular merchandise purchased from us by your employee-liable end users provided the equipment is returned within 14 days of purchase; if service is also terminated within 14 days, your employee remains responsible for the cost of any airtime and features used prior to the termination date.

3.5.5 Provide the following services at no extra charge. This list is not meant to be all inclusive and vendors may, at their discretion, add other services.

3.5.5.1 Per line caller ID blocking;

Verizon Wireless Response:

<u>Blocking of calls to 900 numbers</u>
As a matter of policy, Verizon Wireless blocks access to 900 services numbers.

<u>Blocking of all calls except to a specific number</u>
With the Wireless Office solution you can block calls to a specific number. Wireless Office has Call/No Call lists, time of day and Closed User Group feature (i.e., calls restricted to/from those in the Closed User Group). It is also controllable at the handset level for select handsets. Wireless Office call management feature is $4.99 per month per MTN.
Note: No Call Lists – This feature allows a customer's telecom manager to create lists of numbers that particular users are restricted from calling or receiving calls from. Call Lists – This feature allows a

customer's telecom manager to create lists of numbers that particular users are exclusively limited to calling or receiving calls from.

Blocking of all calls except inbound calls
With the Wireless Office solution can you block all calls except for inbound calls. It is also controllable at the handset level for select handsets. Further, calls can be restricted to Inbound Only at no charge. Wireless Office call management feature is $4.99 per month per MTN.

Blocking of all calls except Local calls (as defined by call plan)
This is not permissible, but Nationwide Calling Plans are toll free nationwide. No blocking available to Canada or for premium calls such as 411. Toll charges may apply.

Blocking of all calls except Regional calls (as defined by call plan)
This is not permissible, but Nationwide Calling Plans are toll free nationwide. No blocking available to Canada or for premium calls such as 411. Toll charges may apply.

Blocking calls to and from the continental U.S. only
This is permissible if IDIAL is not present on the account; calls are limited to US and Canada. Nationwide Calling Plans are toll free nationwide. No blocking available to Canada or for premium calls such as 411. Toll charges may apply. Incoming calls can originate anywhere in the world.

Blocking calls to and from North America only
IDIAL is required to permit calls to Mexico. Blocking is available within North America dialing pattern, which includes U.S. and Canada. Toll charges may apply. Incoming calls can originate anywhere in the world.

Blocking calls to and from the U.S. and limited international locations (e.g., Western Europe)
With IDIAL, voice calling is open to all countries available through roaming agreements; Verizon Wireless cannot restrict calls to a subset of the available countries.

Blocking calls up to a pre-determined dollar limit
Customer can opt into Prepaid Plans that offer a dollar limit.

Blocking of all calls to premium rate/e-commerce services (for example, ring-tone or screen saver downloads, video clips, secure purchasing)
Media Center blocking is available.

Blocking all calls and messages from specific numbers
With the Call and Message Blocking feature the Account Owner can request up to (5) 10-digit phone numbers to block; incoming calls from these numbers will be blocked (out-going calls to these numbers are allowed); and incoming and outgoing messages to/from these numbers will be blocked.

Blocking of Picture and Video Messages

This option blocks the exchange of videos and pictures between a blocked line and others while permitting texting.

Blocking of inbound SMS messages
Inbound and outbound messaging can be blocked; including both at the same time at no charge, through the use of V Block.

Blocking of outbound SMS messages
Inbound and outbound messaging can be blocked; including both at the same time at no charge, through the use of V Block.

Blocking of Premium SMS messages
Premium SMS Block will only block Premium SMS content and billing.

Blocking of Internet download capability
At the handset level, Mobile Web and Media Center services may be restricted. Data can be blocked on select Smartphones. BlackBerry requires a data plan and therefore cannot be blocked. Verizon Wireless offers Mobile Web Blocking, a feature that will allow the entity to request that Mobile Web 2.0 be restricted or blocked on an individual government subscriber's handset.

Blocking V CAST Apps
V CAST Apps, which allows users to discover, purchase and bill applications directly to their Verizon Wireless account, is loaded in the Apps Tab on all Android devices. To ensure that your employees don't make any unauthorized purchases, you will be protected from unapproved charges with the $0.00 V CAST Apps Block Feature. The Block Feature will be included on all lines with compatible devices, to protect you from unapproved charges. You can view and manage the Block Feature and the relevant devices through My Business Account

Any combinations of the above
The ability to combine any of the above restrictions depends upon the selected handset and service plan.

3.5.5.2 Upgrades or downgrades to service plans as needed, with no limits;

Verizon Wireless Response:

Although subscribers can generally change their calling plans at any time without incurring additional fees and without extending their contracts, certain promotional offers or custom calling plans may require a new individual line term commitment. Similarly, the purchase of discounted new equipment after an initial activation may also require a new line term commitment.

3.5.5.3 Cancellation of service without early termination fees; and

Verizon Wireless Response:

Verizon Wireless acknowledges. Early termination fees (ETF) will be generally waived for Government liability lines under the WSCA contract. Verizon Wireless reserves the right to charge a prorated ETF if the number has been in service for less than six (6) months with new equipment and is being ported to another carrier. Early termination fees apply to Employee or Individual liability lines of service.

3.5.5.4 Provide LNP with no penalty.

Verizon Wireless Response:

Verizon Wireless led the wireless industry by supporting Local Number Portability (LNP), which enables wireless subscribers to retain their mobile numbers when switching their wireless service providers, even before the FCC mandated it. Verizon Wireless upgraded its network, trained and educated its employees on LNP, and staffed a new state-of-the-art call center to handle LNP requests. Since LNP became available, wireless subscribers from coast-to-coast have enjoyed the freedom to move their phone numbers to other wireless carriers, and they have overwhelmingly chosen Verizon Wireless as their new carrier.

To port lines in to Verizon Wireless, a subscriber will need to provide the billing name and address, the account number from the old carrier and their organization's federal tax ID number. It is important that the existing service not be cancelled before Verizon Wireless begins the porting process. Once Verizon Wireless has all of the required information, it will submit the port requests for those lines.

Any number that a subscriber wants to port must first be eligible for porting. Eligibility is based on the geographic locale of the number (the number must remain associated with the same geographic area and Verizon Wireless must be licensed to provide service in that area) and the number must be active with the old wireless carrier.

The porting timelines are as follows:

- ***Wireless port request completion timeline is 3 to 24 hours.***
- ***Wireline port request completion timeline is 4 to 10 business days.***

Please note: Actual processing time may vary depending on the complexity of the port, and the previous service provider. Multiple ports may extend the processing time. While there may be some delay in the porting process, any eligible line should port in from the old wireless carrier.

During the porting process, subscribers may occasionally have a short period of mixed services where they are able to make calls immediately upon activation of the Verizon Wireless device, and may still be able to receive incoming calls on the former service provider's phone until the port is complete.

Verizon Wireless does not currently charge a fee for porting numbers to or from our service. Important Note: Any subscriber who ports a line from Verizon Wireless to another carrier will be responsible for any accrued charges, and any applicable early termination fee, if ported before the end of their line term commitment.

For more information, please visit:
http://www.verizonwireless.com/b2c/LNPControllerServlet

3.5.6 Provide information regarding coverage across the U.S.; include listing and total % of coverage.

Verizon Wireless Response:

The Verizon Wireless network covers approximately 99 percent of the population within our licensed U.S. territories. As of third quarter 2010, the total number covered was 304,258,883. For additional information, please see the Verizon Wireless domestic rate and coverage maps or visit http://www.verizonwireless.com/coveragelocator

In December 2010, we launched our 4G LTE network in 38 major metropolitan areas and more than 60 commercial airports, covering more than 110 million people. We are expanding our 4G LTE network to an additional 140 markets by the end of 2011. Our 4G LTE network-deployment plans include covering virtually our entire current nationwide 3G footprint by the end of 2013.

3.5.7 Define your statewide and national Voice Services coverage by each state.

Verizon Wireless Response:

The Verizon Wireless network covers approximately 99 percent of the population within our licensed U.S. territories. As of third quarter 2010, the total number covered was 304,258,883. For additional information, please see the Verizon Wireless domestic rate and coverage maps or visit http://www.verizonwireless.com/coveragelocator

In December 2010, we launched our 4G LTE network in 38 major metropolitan areas and more than 60 commercial airports, covering more than 110 million people. We are expanding our 4G LTE network to an additional 140 markets by the end of 2011. Our 4G LTE network-deployment plans include covering virtually our entire current nationwide 3G footprint by the end of 2013.

Verizon Wireless has provided State Coverage Maps within Tab VIII of this response.

3.5.8 Provide detailed in-network (no roaming) voice services coverage (including available coverage maps) for States, with an overlay of counties and major highways. Coverage maps must correspond to the basic no cost handsets provided (i.e., the basic handset must be able to access the internetwork areas defined in the coverage maps without incurring any roaming charges when calling within the calling plan locations).

Verizon Wireless Response:

Verizon Wireless has provided State Coverage Maps within Tab VIII of this response.

3.5.9 Provide detailed national in-network (no roaming) voice services coverage national maps, with an overlay of states, counties and major highways. Coverage must correspond to the basic no cost handsets provided (i.e., the basic handset must be able to access the internetwork areas defined in the coverage maps without incurring any roaming charges when calling within the calling plan locations).

Verizon Wireless Response:

Verizon Wireless has provided National Coverage Maps within Tab VIII of this response.

3.5.10 Provide updated coverage maps as described above upon request.

Verizon Wireless Response:

Noted and Understood.

3.5.11 Notify each State's designated key contact at least five days in advance of any planned service outages and/or scheduled maintenance. This notification must include impacted coverage areas and an estimate of the outage timeframe.

Verizon Wireless Response:

At Verizon Wireless, we are driven by our desire to provide our customers with an extremely high level of service. This translates into frequent and thorough preventive maintenance, real-time monitoring of all key system components, availability of trained maintenance personnel and parts to permit rapid response and restoration of service. Our network design philosophy includes redundancy on critical paths and components, and generator and battery backup systems. The Network Operations Center (NOC) provides Verizon Wireless' maintenance forces with the key tools necessary to analyze network integrity, identify and resolve system problems before they impact system performance.

Any corrective or preventative maintenance requiring system down time is typically scheduled during times of low network usage to minimize any inconvenience to our customers.

Maintenance Organization

In order to permit rapid response in critical situations, maintenance organization staff members are distributed in centers across the country. These centers house technicians who: have areas of expertise and responsibility, such as microwave, switch, cellular radio, power; are also cross-trained to handle a wide variety of system maintenance issues that may arise in the course of their work. Each technician is equipped with a portable terminal that provides access to online information while in the field. Technicians travel in vehicles that are equipped with a set of tools and a standard inventory of spare parts that permit equipment repairs. Certain hardware elements not in local stock may be obtained from a regional inventory location prior to visiting the site.

Maintenance Strategy

Verizon Wireless' maintenance strategy is to avoid critical failures and the costs of widespread corrective maintenance through an aggressive and thorough preventive maintenance effort. Verizon Wireless has pervasive and detailed monitoring of all system components so that we are immediately aware of any problems, and can correct them as early as possible.

In conjunction with our equipment suppliers, Verizon Wireless has developed a preventive maintenance schedule designed to minimize real-time failures. Each piece of equipment in the network has its own detailed maintenance guide, and detailed maintenance logs are kept for each piece of equipment. Preventive maintenance tasks that are unlikely to disrupt customers' service are performed during the day. Other maintenance tasks are performed during the night or other low traffic hours to minimize the possibility of disrupting our customers' service.

Preventive maintenance reduces failure rates, but does not eliminate service failures entirely. Prompt identification and analysis of problems are key to appropriate and rapid corrective network maintenance and these are accomplished through sophisticated network monitoring and alarm systems, as well as the continuous analysis of network operations data by regional and NOC personnel. Discussion of these points follows in the sections below.

Monitoring and Alarm Systems

Verizon Wireless has set up alarms for every critical component at the cell site and the MSC, and incorporated a variety of network monitoring and alarm systems into our network. These send alarms and detailed data to the MSCs and NOCs. The detail includes identification of any malfunctioning module and the component responsible. Alarms are coded with varying degrees of priority, so that minor problems do not obscure critical problems from the technician's attention. The code also helps the technician determine how quickly the problem must be addressed.

Response Time

In the event of an alarm or other failure indicator, Verizon Wireless personnel will be dispatched to the cell site or MSC with a standard set of spare parts and repair equipment, in addition to other parts and equipment that are indicated by the nature of the alarm and failure. Maintenance personnel have access to the MSC and the NOC to get further data and to verify proper performance, once equipment

has been replaced and service restored. Verizon Wireless works closely with our vendors to ensure that we have access to their engineering personnel and replacement equipment when required. Verizon Wireless also has the ability to dynamically reroute traffic over our network to address switch, microwave, interconnection problems, or capacity issues.

Verizon Wireless offers a Network Event Notification (NEN) Program to enterprise customers with a minimum of 350 government lines[1]; additionally, customers must be approved for Tier 2 Enterprise Wireless Data Technical Support. The NEN Program issues a Verizon Wireless Service Bulletin notifying key customers of significant impacts to voice and data services, expediting dissemination of outage notices to customers via email to include updates and resolution of the outage. Upon approval for the program, this service will generate email notifications about the outage to identified personnel within the entity and provide details and ongoing updates about the services impacted.

Events that May Trigger Notification

Events that may trigger automatic notification include a service condition that is significantly below our normal service operational thresholds. Because the service outage notification is sent when our systems identify a possible outage, your identified contacts may receive the notification regardless of whether your end users are impacted.

Services and Geographic Coverage

The entity may choose to receive notifications when either one of the following covered services are operating below normal thresholds for more than 30 minutes:

- ***NationalAccess (1xRTT) Service***
- ***Mobile Broadband (EV-DO) Service***
- ***Select Voice Services, such as voice mail and call processing.***

In addition, you can select to receive notifications for outages in one specific region, several regions or nationwide.

The Geographic Selections are offered with the following parameters:

- ***Nationwide, or***
- ***Specific Areas and Regions:***
  - ***Midwest Area***
    - ***Western PA/Central PA/Ohio/West VA***
    - ***Kansas/Missouri***
    - ***Michigan/Indiana/Kentucky***
    - ***Illinois/Wisconsin***
    - ***Iowa/Minnesota/Nebraska/North Dakota/South Dakota***
  - ***Northeast Area***
    - ***New England***
    - ***New York Metro***

[1] Public Safety accounts may qualify as exceptions to the minimum line requirement.

- *Wash/Baltimore/VA/ Philadelphia*
- *Upstate NY*

- *West Area*
  - *Mountain*
  - *Pacific Northwest*
  - *Northern California/Nevada*
  - *Southwest*
  - *Southern California*
- *South Area*
  - *Carolinas/Tennessee*
  - *Houston/Gulf Coast*
  - *Georgia/Alabama*
  - *Central Texas*
  - *Florida*
- *South Central Region*
  - *Arkansas*
  - *Oklahoma*
  - *Northern Texas*
  - *Western Tennessee*
  - *Northern Mississippi*

Your sales team will provide additional details identifying which cities and states are covered within a specific region.

<u>Notification Process</u>

In the event of an outage, the email notice will state that Verizon Wireless is aware of the issue, and the notice will include the following additional information:

- ***Start Date***
- ***Start Time***
- ***Affected Service (i.e., Mobile Broadband, NationalAccess, or voice)***
- ***Affected Location (Nationwide or Region(s))***
- ***Potential Customer Impact (ex: NationalAccess customers may be experiencing an interruption in service)***

Additionally, the email messages will:

- ***Inform you when Verizon Wireless has become aware of a development***
- ***Update you periodically while a development is ongoing***
- ***Inform you when service is restored.***

This service is offered as a courtesy only. In no event shall the failure to provide outage notification subject Verizon Wireless to penalties or damages of any kind. Additional eligibility requirements apply. Please contact your Verizon Wireless National Account Manager for details.

3.5.12 Describe an ongoing process to improve coverage for areas that are having inadequate or less than 50% coverage. Provide timeline of anticipated improvements.

Verizon Wireless Response:

Given the identification of areas with inadequate coverage, the process to improve coverage is:

1) ***RF performance engineer investigates symptoms of poor coverage.***
2) ***RF performance engineer identifies specific coverage problem (e.g. weak signal, interference, etc. Other resources may be brought into play as well.***
3) ***RF performance engineer identifies potential methods to improve performance (e.g. RF parameter changes, power adjustments, new cell sites, etc.)***
4) ***RF performance engineer initiates projects to improve coverage. Verizon Wireless uses standardized forms and procedures to initiate these projects. If no monetary expenditure is required, the performance engineer will work with appropriate individuals to execute the coverage improvement project.***
5) ***Improvement projects that require monetary expenditures require management approval and prioritization. Estimates are generally prepared and once management approval is obtained, funding for the project is received.***
6) ***Project initiated and assigned to a Verizon Wireless Project Manager who ensures timely and high quality completion of project.***

3.5.13 Identify all basic equipment provided as necessary for vendor's standard operation within Contractor's wireless voice network for all subscribers (new activation or regular contract term subscribers). This shall include, but may not be exclusive to, voice handset, AC power charger/adapters and compatible hands-free accessory(s).

Verizon Wireless Response:

Verizon Wireless offers an assortment of equipment at varying prices, which allows the entity to choose from a variety of options. Equipment availability and pricing; however, is subject to change. Verizon Wireless has provided an equipment list with the basic devices that will be available to all subscribers under the WSCA Agreement located within Tab VIII of this response.

3.5.14 Allow for a designated trial period for testing/evaluating equipment without additional charges or fees. Designate the timeframe for the 'trial period' and procedures for implementing this policy.

Verizon Wireless Response:

Verizon Wireless will accept returns or make exchanges on all cellular merchandise purchased from us by your government-liable end users provided the equipment is returned within 30 days of purchase; if service is also terminated within 30 days, the entity remains responsible for the cost of any airtime and features used prior to the termination date. We will accept returns or make exchanges on all cellular

merchandise purchased from us by your employee-liable end users provided the equipment is returned within 14 days of purchase; if service is also terminated within 14 days, your employee remains responsible for the cost of any airtime and features used prior to the termination date.

To return a product your employee would:

- ***Contact the Customer Care team to advise of the return.***
- ***Repackage the product in the original box it came in.***
- ***Attach the provided return label to the package.***
- ***Provide an original sales receipt.***
- ***Call the shipping company and make suitable arrangements to have the package picked up at no additional charge.***

Our Return and Exchange Policy is designed to provide a process to return unwanted purchases and provide an in-store exchange option for eligible defective handsets (in/out of warranty). Your employees may return or exchange one wireless phone per new line of service.

Verizon Wireless may make certain equipment available for demonstration; however, Verizon Wireless does not guarantee that it will always be able to offer units for demonstration through the term of the resulting agreement. Please contact your Verizon Wireless Account Manager for demonstration unit requests.

3.5.15 Indicate if Contractor is anticipating migration to new or different technology. If so, identify the changes that subscribers shall anticipate proposed timeline and plans to ensure a smooth transition to the new technology.

Verizon Wireless Response:

At Verizon Wireless, we are committed to innovation. We're moving our services forward by deploying the next generation in wireless communication – 4G LTE – a technology that should be very attractive to our business customers.

We recognized that the benefits of LTE would only be real to our customers if they could be provided over the proper spectrum, which is why we spent over $100 billion acquiring wireless networks and spectrum – including the most attractive band available, our purchase of contiguous spectrum on the 700 MHz band.

We also recognized the need to have a single technology adopted across the globe, so we were able to accelerate the standards development and drive LTE to be the global choice for 4G. This has been crucial because part of the promise of LTE is based upon the ability to build solutions that work seamlessly anywhere in the world.

We launched our 4G LTE network in December 2010 – in 38 major metropolitan areas and more than 60 commercial airports, covering 110 million people. We are expanding our 4G LTE network to an

additional 140 markets by the end of 2011; and our 4G LTE network-deployment plans include covering virtually our entire current nationwide 3G footprint by the end of 2013.

Quality is at the core of who we are as a company, which is why we are building our 4G LTE backbone with the same reliability for which we are known. And the deployment of the IP Multimedia Subsystem (IMS) core means that the intelligence is in the network, allowing applications developers to create their solution one time and have that solution delivered to a desktop computer, tablet, Smartphone or even a TV.

Open Development - We realized early on that to deliver on the true promise of LTE, there would need to be a wide variety of innovative devices and applications to leverage this technology. That is why we opened up our networks in 2007 and encouraged a wide variety of developers to create and certify their devices to run on the Verizon Wireless network. Since that time, we have certified numerous third-party devices to run on our network, such as wireless inventory telemetry devices, tablet PCs, wirelessly-enabled utility meters, offender-tracking anklets and cellular broadband routers. We believe that our open development initiative spurs innovation, expands customer choices and has and will continue to produce a multitude of specialized products available to run on our network.

But with these new devices comes another layer of complexity – how can our business customers manage the procurement, activation and payment of more devices and endpoints than ever before? To that end, we've created several service delivery platforms, including our nPhase joint venture with Qualcomm for device management and also applications through the Verizon Developer Community.

nPhase/Machine to Machine - Machine to machine (M2M) refers to data communications between machines. Any organization that needs to transmit/receive data between two machines can benefit from the use of M2M services. Applications include remote meter reading, mobile asset tracking, automotive telematics and mobile billing and payments at vending machines and ATMs/kiosks. Verizon Wireless and Qualcomm formed a joint venture – nPhase - that provides comprehensive machine-to-machine (M2M) solutions and smart services offerings across a wide variety of market segments, including healthcare, manufacturing, utilities, distribution and consumer products. nPhase leverages our expertise and simplified device certification process with Qualcomm's advanced connectivity technologies and will deliver seamless, fully integrated M2M communication with global connectivity. Key new capabilities will include cloud computing solutions to automate device provisioning, and to track, monitor and manage assets.

Verizon Developer Community - We launched the Verizon Developer Community (VDC) to foster innovation in the mobile application space. Developers who have created apps for platforms such as Java, BREW, Android, Windows Mobile and others are encouraged to join the VDC and to submit their concepts and applications. The VDC provides a streamlined testing and certification process for applications, with the goal of having approved applications launched within 14 days of submission.

4G LTE Innovation Center - The Verizon Wireless LTE Innovation Center is designed to drive innovation and help foster creative solutions connecting people, places and things wirelessly using LTE technology. It leverages our experience to help developers assess what types of new products and

services may best succeed in the marketplace. The LTE Innovation Center includes a lab for product testing and development, as well as home and business environments designed to simulate usage of products in real-life situations. We expect the LTE Innovation Center to see significant activity across three product areas: 1) consumer electronics and appliances; 2) machine-to-machine (M2M) products in the areas of healthcare, security and utility metering; and 3) telematics. The LTE Innovation Center will support early stages of product development, including concept validation, usability studies, product design analysis, prototyping, and lab and field trials. Once a product is proven through the development process and ready to come to market, we can help the developer quickly access the most appropriate sales channels for a given product. And we've announced plans to establish an applications innovation center in San Francisco by the end of 2011.

Verizon Wireless will continue to support existing technologies as we continue to expand our 3G technology and develop our 4G technology platform. We have not scheduled a "sunset" date for any of our digital CDMA technologies. In December 2010, we launched our 4G LTE network in select markets. As we roll out our 4G LTE network across the country, we will continue to support 2G, 2.5G and 3G technologies on the Verizon Wireless network for the foreseeable future. The only technology that has reached the end of its operational lifespan is our analog service, which was shut down on February 18, 2008 pursuant to the FCC analog sunset order.

3.5.16 Describe repair/replacement procedures/processes in detail for the following situations (including description of forms and information required):

3.5.16.1 Repair of equipment with new standard parts or parts of equal performance to new parts;

Verizon Wireless Response:

Verizon Wireless offers several alternatives for obtaining replacement handsets. These alternatives include exchange programs for devices in and out of warranty as well as optional extended warranty insurance programs.

New Equipment

Your government-liable end users may return wireless equipment purchased from Verizon Wireless for any reason (whether defective or not) within 30 days of the original date of purchase and your employee-liable end users within 14 days of the original date of purchase.[2] If your government-liable end users decide to cancel service within 30 days of the original date of purchase, the entity will not incur an Early Termination Fee. If your employee-liable end users decide to cancel service within 14 days of the original date of purchase, they will not incur an Early Termination Fee.

[2] A restocking fee may apply.

3.5.16.2 Repair/replacement parts for all equipment covered under warranty;

Verizon Wireless Response:

Defective Equipment 1 to 12 months after Purchase
If a device is found to be defective more than 30 days after the purchase date, Verizon Wireless can assist you with placing a warranty claim with the device manufacturer. Alternatively, if you would prefer a replacement device and the malfunctioning device is still within the manufacturer's warranty period (typically one year), you may obtain a Certified Like-New Replacement device in exchange for the defective unit at no charge. The device may be exchanged by express courier by contacting Customer Service.

Note on Certified Like-New Replacement and Certified Pre-Owned devices: To ensure your employees are provided only the highest quality replacement devices, our Certified Pre-Owned and Certified Like-New Replacement devices undergo a thorough repair and refurbishment process and must pass a 100+ point quality check in 10 key areas.

3.5.16.3 Detail all situations where States may/will incur cost of repairs/replacement for equipment, i.e., shipping, gross neglect of equipment by subscriber, etc.;

Verizon Wireless Response:

Equipment subjected to neglect, misuse, water damage, wear and tear, and the like are not eligible for any return or exchange program. This program does not cover lost or stolen equipment; however, optional insurance may be purchased, from a third party vendor, for a monthly fee to cover such situations.

3.5.16.4 Repairs for out of warranty equipment (i.e., discounted pricing for repairs);

Verizon Wireless Response:

Equipment Protection Programs
Verizon Wireless also offers the following programs available for an additional monthly fee:

- ***Total Equipment Coverage - Total Equipment Coverage includes Asurion Wireless Phone Protection and Verizon Wireless' Extended Warranty. Total Equipment Coverage is the best value for our customers, providing complete coverage against loss, theft, accidental damage and defects after the manufacturer's warranty expires. Replacement equipment units will be provided under the applicable program guidelines. Your employees may add Total Equipment Coverage within 30 days after equipment activation or upgrade. There is a per-line monthly fee for this program and each approved insurance claim is subject to a deductible. Mobile Recovery***

is included with Total Equipment Coverage at no additional cost and provides the following features to aid employees who may have misplaced a device: device location using GPS, sound alarms, remote device lock and remote device wipe. Your employees can visit www.MyMobileRecovery.com to download the Mobile Recovery application, or text getmr to 6967 for download instructions; they can visit www.mymobilerecovery.com/phones_supported to see a list of available devices.

- ***Asurion Wireless Phone Protection[3] - Within 30 days of activating a new device[4], you may purchase device insurance through Verizon Wireless but provided by Asurion[5]. Verizon Wireless will bill your account, on behalf of Asurion, for each insured device. These insured devices will be covered for loss, theft and accidental damage, subject to certain restrictions and exclusions[6]. For approved claims, Asurion will provide new or refurbished replacement devices upon receipt of a deductible payment[7].***
- ***Extended Warranty - Under the Extended Warranty Program, managed by Verizon Wireless, eligible handset equipment will be covered for electrical and mechanical malfunctions and manufacturer defects only after the manufacturer's warranty expires. Verizon Wireless will exchange defective equipment after the 13th month and as long as the customer is paying the Extended Warranty or Total Equipment Coverage monthly fee with a certified like new unit. The Extended Warranty is available for purchase within 30 days of activation or equipment upgrade. Note: Certified Like-New Replacements are available at no charge through the Extended Warranty Program.***

Pricing

Pricing and deductibles are specific to the type of device enrolled in the program.

MONTHLY PREMIUMS			
	EXTENDED WARRANTY	WIRELESS PHONE PROTECTION	TOTAL EQUIPMENT COVERAGE
Feature Phones & Advanced Devices	$1.99	$5.18	$6.99
Apple® iPhone® 4	$1.99	$9.18	$10.99
Tablets	$1.99	$9.00	$10.99
DEDUCTIBLES – LOST, STOLEN OR DAMAGE CLAIMS			
Extended Warranty	No deductible		
Feature Phones	$45 deductible for feature phones with a $400 claim limitation		
Advanced Devices	$99 deductible for advanced devices with a $1500 claim limitation		
Apple iPhone 4	$169 deductible for 16 GB iPhone 4 with a $1500 claim limitation $199 deductible for 32 GB iPhone 4 with a $1500 claim limitation		
Tablets	$129 deductible for tablets with a $1500 claim limitation		

[3] Subject to availability. For more information about additional terms, contact Asurion at 1-888-881-2622.

[4] Netbooks sold through Verizon Wireless are eligible for lost, stolen and accidental damage insurance under the Asurion Wireless Phone Protection (WPP) Program. This includes HP Netbooks as well as future Netbooks launched by Verizon Wireless. Netbooks are in the Advanced Devices WPP Tier: $5.18/month and $99 deductible.

[5] You may cancel your coverage at any time and receive a pro-rated refund of your unused premium.

[6] Subscribers are limited to two claims within a 12 month period (two claim limit per policy year in New York) with a device maximum of $1500 for tablets and advanced devices and $450 for phones.

[7] Asurion may fulfill claims with new or remanufactured equipment. In general, claims are fulfilled with the same make and model you claim. If this is not possible, a like-kind make and model will be substituted. Color, feature and accessory compatibility are not guaranteed. See www.phoneclaim.com/verizon for a complete brochure on equipment protection, including Asurion Wireless Phone Protection.

3.5.16.5 Repairs/replacements/loaner equipment in which replacement equipment will be new or factory refurbished; and

Verizon Wireless Response:

Verizon Wireless will reasonably assist the participating entities with obtaining repair or replacement of equipment under warranty. However, Verizon Wireless is not an equipment manufacturer. As part of the wireless handset equipment package, the participating entities will receive the manufacturer's consumer warranty, typically one (1) year in length. If equipment is within the warranty period, Verizon Wireless will provide a refurbished unit (Certified Like New). Packaged with the replacement will be a prepaid call tag label to be used for the return of the original (defective) handset. Some equipment may need to be returned directly to the manufacturer for repair under the warranty guidelines. In the event that the subscriber's equipment is no longer covered under the manufacturer's warranty, additional charges for repair may apply, and it may be more cost efficient for the subscriber to purchase new equipment.

3.5.16.6 Walk-in repairs at retail stores.

Verizon Wireless Response:

Verizon Wireless does not offer walk-in repairs at any of our retail stores, however, Verizon Wireless will reasonably assist the Participating Entities with obtaining repair or replacement of equipment under warranty.

3.5.17 Enclose all warranty information with all equipment at the time of delivery/shipment, and provide additional warranty information as requested by the subscriber.

Verizon Wireless Response:

Equipment purchased from Verizon Wireless will include the manufacturer's warranty information with the equipment at the time of delivery/shipment. Additional or supplemental warranty information will be provided upon request from the subscriber. If a device is found to be defective more than 30 days after the purchase date, Verizon Wireless can assist you with placing a warranty claim with the device manufacturer. Alternatively, if you would prefer a replacement device and the malfunctioning device is still within the manufacturer's warranty period (typically one year), you may obtain a Certified Like-New Replacement device in exchange for the defective unit at no charge. The device may be exchanged by express courier by contacting Customer Service.

Accessories such as chargers, headsets, batteries, cases, holsters, and antennas typically have a one-year warranty; however, ear buds come with a 90-day warranty. The warranty covers defects in material and workmanship under normal use and conditions from original date of purchase.

3.5.18 Submit full listing of walk-in service/repair center locations in each respective state, with qualified personnel to repair the equipment on site that will manage all service and repairs under agreement.

Verizon Wireless Response:

Verizon Wireless does not offer walk-in repairs at any of our retail stores, however, Verizon Wireless will reasonably assist the Participating entities with obtaining repair or replacement of equipment under warranty.

3.5.19 Provide priority voice service to State employees with critical job duties that are responsible for responding to disaster/emergency event.

Verizon Wireless Response:

Verizon Wireless has worked closely with the National Communications System (NCS) of the Department of Homeland Security to develop national Wireless Priority Service (WPS) on the Verizon Wireless Code Division Multiple Access (CDMA) voice network. WPS is a federal program, administered by the National Communications System (NCS) within the Department of Homeland Security (DHS) that will provide the benefit of priority network access for qualified government and industry subscribers that must have communications capabilities in times of national security and emergency preparedness.

WPS service has been deployed on the entire Verizon Wireless network across the United States. WPS is supported for voice calls and circuit-switched data calls. Secure devices, such as QSEC and General Dynamics Sectera Edge, use circuit-switched data for their encrypted call communications. WPS does not support packet data services available on Verizon Wireless' data network.

Using Wireless Priority Service
During times of emergency, WPS will give authorized emergency service personnel – including federal, state and local government officials, law enforcement agencies and designated private sector responders – priority in placing calls. While priority calls do not preempt calls in progress, WPS will allow authorized users to gain priority access to the next available wireless channel, thereby increasing their probability of call completion during an emergency. Calls placed by individuals without priority access will still be given access to the network.

Once WPS is activated, registered users simply dial *272 before dialing the 10-digit telephone number. The call will automatically be placed in high-priority status and will be given priority for the next available wireless channel at the originating radio access network. Additionally, priority is provided on the Verizon Wireless switching, interoffice facilities and interconnections to Local Exchange Carriers (LECs) and InterExchange Carriers (IECs). A WPS call will be provided with Government Emergency Telecommunications Service (GETS) priority when routed through these exchange carriers. Call priority will be maintained on the terminating portion of the call throughout the wireless and wireline networks, regardless of whether the call was originated via GETS (landline) or WPS.

How to Sign Up for WPS
To take advantage of WPS on the Verizon Wireless network, authorized National Security and Emergency Preparedness (NS/EP) users must first apply to the NCS to receive this service, by visiting the NCS' website at http://wps.ncs.gov/request.html. Once NCS confirms eligibility, the NCS will then notify Verizon Wireless that the official has been approved for WPS and that the service can be added to the user's account. Users may also contact their Verizon Wireless Account Manager or the WPS Activation and Support department at 877-262-2950 for further information.

3.5.20 Able to activate equipment and wireless voice service within 24 hours after request in the event of a Sate disaster/emergency.

Verizon Wireless Response:

Verizon Wireless will assist in providing activation with service within 24hours after request in the event of a disaster/emergency.

The Verizon Wireless Crisis Response Team (V-CRT) is a nationwide program sponsored and managed by the National Government Sales & Operations team. When a natural disaster or crisis occurs, V-CRT provides support to those in need and responds to government and non-profit organizations and emergency management agencies that need our assistance. V-CRT provides the following support in the event of a crisis:

- ***Deployment of COW/COLT/crisis response vehicle***
- ***Back-up phone coverage***
- ***Equipment/Network support***
- ***Assistance with search and rescue initiatives***
- ***A live support line to request help 24/7***
- ***Best-in-class customer support***
- ***Routing of requests to the Law Enforcement Response Team (LERT)***
- ***One phone number (800-981-9558) to call in a crisis situation.***

This process links together, for the first time, management of crisis situations in one location for the entire Verizon Wireless community. V-CRT aligns network, operations, legal and sales – allowing us to react quickly to a crisis situation. The benefit to our customers and to emergency management agencies is tremendous.

3.5.21 Detail procedures required applying for and initiating priority status service.

Verizon Wireless Response:

The process is as follows:

Stage	*Who*	*Does What*
1	*Customer*	***Submits a WPS Order Form to the CSC WPS Program office via http://wps.ncs.gov/program_info.html#requests.***
2	*NCS*	***Authorizes the subscriber for an assignment of 1-5 priority levels, based on their NS (National Security)/EP (Emergency Preparedness) role. Then sends approval to the FAST (Federal Account Support Team) Technical Support within the Federal Government Operations department.***
3	*FAST Tech Support*	***Adds the appropriate WPS feature to the authorized subscriber's account.*** ***Note: The turnaround time for WPS activations during non-emergency situations is 1 full business day from the receipt of the WPS order.***
4	*Customer*	***Dials *272 prior to the telephone number to originate a WPS call.***

FAST Technical Support:

- ***Hours of Operation: Monday - Sunday 7:00 AM to 11:00 PM EST***
- ***Email: Federal Acct WPS Requests or VZWFederal.WPSRequests@VerizonWireless.com***
- ***Phone: 877-262-2950***

3.5.22 List all airtime or fees associated with priority service.

Verizon Wireless Response:

WPS Pricing is as follows:

$4.50 monthly feature charge
$0.75 per minute rate
Note: WPS Minutes will not deduct from any plan allowances. Inter Carrier roaming with other WPS carriers is supported with certain carriers only [Sprint].

Additional information regarding the WPS program can be obtained by visiting http://wps.ncs.gov.

3.5.23 Describe whether you will be using partners or resellers for this contract. If so, provide any necessary certification with response, and a list of recommended resellers. Are users of this contract able to use your retail stores? If so, define the process.

Verizon Wireless Response:

Verizon Wireless operates the nation's most reliable and largest wireless voice and data network. Leveraging our greatest asset - our network - Verizon Wireless continues to lead the industry by offering the highest quality products and services while introducing innovative technology solutions. Verizon Wireless does not anticipate engaging any subcontractors to fulfill the entity's requirements; however, Verizon Wireless does engage third parties to provide roaming and Wi-Fi hotspot service for our customers.

3.5.24 Define any value-add services as part of your offering in your response. This may include, but not necessarily be limited to:

- Satellite capabilities;

Verizon Wireless Response:

While satellite technology is not used to supplement coverage on our network, you can rent a satellite phone from Verizon Wireless that will operate almost anywhere in the world.

- Push-to-talk;

Verizon Wireless Response:

Push to Talk Overview
Verizon Wireless has the largest Push to Talk network in the U.S. Our Push to Talk service lets you use a Push to Talk-enabled mobile phone like a walkie-talkie for instant two-way communication. Push to Talk is ideal for anyone who needs to communicate quickly with other team members or employees. You can talk to one individual or an entire group with just the push of a button. You can also make regular phone calls on the same device.

Functionality
With Push to Talk, you have the choice of making two types of calls:

- ***Barge calls - The called party will hear a tone immediately followed by the originator's voice and a second tone when the originator stops speaking indicating that the recipient can respond.***
- ***Alert calls - The called party will hear a tone indicating that someone is trying to reach him/her. The called party will be able to choose whether or not to accept the call.***

Push to Talk sessions can either be private one-to-one conversations or group one-to-many conversations. Push to Talk calls can be made through the Push to Talk contact lists to minimize call set-up times. Push to Talk calls can also be made through the keypad, phonebook, and recent calls list.

Key Push to Talk Features

- ***Enjoy coast-to-coast coverage – Connect with team members in the next room or across the country on our nationwide broadband network; expanded coverage is available in the National Enhanced Services Rate and Coverage Area.[8]***
- ***Make quick exchanges – Push one button to contact team members or clients.***
- ***Check team member status with Presence - See who is available for a Push to Talk call.***
- ***Manage your contacts list online – Store up to 500 individual and up to 100 group Push to Talk contacts.***
- ***Use one number, one device – Make and receive voice calls without needing a second device or phone number.***
- ***Place group calls – Initiate or participate in a group call with up to 50 participants.***

The Benefits of Government Contact Management
Government Contact Management[9] improves the Push to Talk user experience by providing a solution to manage large contact lists from a single Web site interface. The Government Contact Management Web site offers the entity the following benefits:

- ***Efficiency – Enables one point of contact to manage the entity's group and individual Push to Talk contact lists.***
- ***Delegation – Delegate management of contact lists to additional team members as needed.***
- ***Ease of Use - Compile a comprehensive list of users and contact lists into a simple, easy-to-use Web interface.***
- ***Convenience – Users maintain personal contact lists, while Administrators maintain company contact lists.***
- ***Increased productivity – Eliminate the need to update contacts or contact lists individually.***
- ***Accessibility – Make supplier and vendor Push to Talk details available to the entity's Push to Talk users.***

You can designate one or more Administrators to manage the Push to Talk contact lists of employees within the entity. Administrators have the ability to manage large Push to Talk contact lists via a single Web site interface with a single user name/password. The Administrator does not require a wireless number to manage the Government contact list - no more creating log-ins line-by-line to set up users within an account. And Administrators can make changes to multiple lines at the same time, eliminating the need to update contacts one-by-one.

[8] For optimal Push to Talk performance, all callers on a Push to Talk session must have an EV-DO Rev. A-capable device and be receiving EV-DO service.
[9] Customers are required to be enrolled in the My Business or Verizon Enterprise Center web portals in order to enroll in Push to Talk Enterprise Contact Management (PTT ECM). This only applies to new enrollments to PTT ECM.

Super Administrators can perform the following functions on the Government Contact Management Web site:

- ***View a list of the Push to Talk users within the company.***
- ***Manage the individual and group Push to Talk lists of users within the company[10].***
- ***Create a list of Push to Talk contacts outside the company [such as vendors, clients, suppliers].***
- ***Assign additional Administrators as needed.***

If your employees have been provisioned with the Push to Talk Enterprise Contact Management feature, they have the ability to view [but not modify or delete] individual and group contacts created by the Administrator.

Coverage

Push to Talk is available throughout our nationwide broadband network. Our broadband wireless network now covers more than 289 million people in 264 major metropolitan areas and 269 airports in the U.S. Expanded Coverage is available in the National Enhanced Services Rate and Coverage Area. Note: If your employee is in a Verizon Wireless market where EV-DO Rev. A is not usable or not available, then the Verizon Wireless service will fallback to 1xRTT. The Push to Talk user will still be able to use PTT service but it will function at 1xRTT speeds. While our enhanced Push to Talk service is backward compatible, on Push to Talk calls between new and older devices, all subscribers will experience the speeds of the older Push to Talk service.

Equipment

Verizon Wireless offers five Push to Talk handsets. Push to Talk is available for the BlackBerry Bold 9650 Smartphone for both BlackBerry Internet Service and BlackBerry Enterprise Server customers. The Casio G'zOne Ravine and Casio G'zOne Brigade appeal to a broader base with new refinements for urban and outdoor use, built to military specifications to survive extreme shock, water and dust environments. The Motorola Barrage V860 offers extreme durability and ensures our customers stay productive and in-touch regardless of the conditions. The Samsung Convoy is a rugged device with military specifications built to withstand the harshest of elements.

Key Information	Casio G'zOne Brigade	Casio G'zOne Ravine	Motorola Barrage V860	RIM BlackBerry Bold 9650	Samsung Convoy
Size (W"xH"xD")	4.4x2.2x0.9	4.3x2.1x0.9	3.78x2.09x0.96	4.4x2.44x 0.55	3.85x2.0x0.94
Weight	6.0 ounces	4.6 ounces	4.2 ounces	4.8 ounces	3.88 ounces
Data Capability	EV-DO Rev. A	EV-DO Rev. A	EV-DO Rev. A	EV-DO Rev. A	EV-DO Rev. A
Mobile Broadband Connect	Yes	Yes	Yes	Yes	Yes
Field Force Manager	Yes	Yes	Yes	No	Yes
VZ Navigator	Yes	Yes	Yes	Yes	Yes
Stereo Bluetooth-	Yes	Yes	Yes	Yes	Yes

[10] Administrators cannot view, modify or delete individual or group Push to Talk contacts created by users. Regular Administrators can do all of the functions of a Super Administrator except add additional Administrators.

capable					
Camera	*3.2 MP*	*3.2 MP*	*2.0 MP*	*3.2 MP*	*2.0 MP*
Meets Military Specifications for:	*Dust, water and shock*	*Dust, water and shock*	*Water (immersion), shock, vibration, solar radiation, high temperature storage, high and low temperature operation, altitude and dust.*		*Shock, dust resistance, vibration, salt fog, humidity, solar radiation, altitude, and low and high temperature storage.*

- Emergency services;

Verizon Wireless Response:

Verizon Wireless has taken many steps to prevent outages from affecting our customers. Our emergency response capabilities have been tested and proven during many difficult situations including the wildfires of 2007 and 2008, tornadoes in the Midwest and South in 2008, flooding in the Northwest, and the extraordinary hurricane seasons of 2004 and 2005. Our network in Florida withstood the impact of eight hurricanes in 2004 and 2005 and delivered top performance compared with other communication networks.

Our Network
Our reliable network is a combination of strong technology and capable employees. Network operations teams across the country conduct exercises each year to confirm team members have access to contacts, systems, tools, and suppliers to resolve any potential disaster or disruption that occurs. These teams are empowered to identify and implement ways to make our network stronger, more efficient, and available for our customers when they need it, even during natural disasters. Thanks to these efforts and ongoing preparations and investments, our network has stayed strong – even through the natural disasters of past years – while other communication networks often were adversely impacted or failed.

Verizon Wireless provides voice and data service through a sophisticated network consisting of dozens of switching systems and thousands of base stations throughout our cellular footprint. Many critical network systems are located in geographically diverse locations. The most critical systems provide un-interrupted service to customers, even if one location is damaged. These systems are designed to automatically fail-over to an alternate location with minimal, if any, impact to customers. These systems are tested at least annually as part of the Business Continuity/Disaster Recovery program, and in many cases are tested more frequently to maintain reliable service.

Many critical circuits in our network infrastructure are provisioned with special priority. This is intended to ensure that in the event of a disruption, these circuits are repaired as quickly as

possible. The costs for this service are just one part of our significant ongoing investment in network reliability.

Mobile Switching Center (MSC)
The loss of a MSC is the most serious of possible scenarios. Each MSC is protected by automatic power backup systems, by automatic fire-suppression systems, and by physical security systems and alarms. In each MSC, network operations personnel routinely backup system data for the switch itself and the peripheral systems. Automated backup routines are supplemented with scheduled manual backup routines and off-site storage of critical data.

Cell Site
We have thousands of cell sites across our nationwide network to provide the desired level of service, both in terms of capacity and quality of service. Despite the large number of sites, Verizon Wireless still takes the loss of a single cell site seriously. Cell sites are protected by automatic fire detection systems, by physical security systems and alarms, and most have automatic power backup systems, including batteries and generators. Through arrangements with our suppliers, any major components of a cell site, up to and including the building and tower, become an immediate priority restoration effort on the part of both Verizon Wireless and Verizon Wireless' suppliers.

Service Protection and Restoration Strategies
Service protection and restoration strategies are an integral part of Verizon Wireless' network management. MSCs and cell sites are automatically and continuously monitored for numerous factors, from call processing to room temperature. All MSCs and cell sites have battery backup and most (70% or more) have permanent generators. We also maintain and utilize a fleet of dozens of Cells on Wheels (COWS) and Cells on Light Trucks (COLTS), and generators on trailers (GOaTS) that can be rolled into hard-hit locations or areas that need extra network capacity in a given area. In addition we also maintain towers on wheels and portable generators. Verizon Wireless has implemented Telecommunication Service Priority (TSP) capabilities on critical backhaul circuits, which provides priority service restoration if a circuit is disrupted.

Monitoring and Alarm Systems
We have two geographically diverse Network Operations Centers (NOCs) that monitor all facilities, cell sites and switches across our nationwide network. These NOCs are staffed 24x7 with experienced personnel who work closely with the regional field operations teams and with suppliers to coordinate and expedite the restoration of service in the event of outages. Verizon Wireless has set up alarms for critical components at the cell sites and the MSCs. These send prioritized alarms and detailed data to the MSCs and NOCs. The detail includes identification of any malfunctioning module and the component responsible. Alarms are coded with varying degrees of priority, so that minor problems do not obscure critical problems from a technician's attention. The code also helps the technician determine how quickly the problem must be addressed.

Response Time
In the event of an alarm or other failure indicator, Verizon Wireless personnel will be dispatched to the cell site or MSC with a standard set of spare parts and repair equipment, in addition to other parts and

equipment that are indicated by the nature of the alarm and failure. Maintenance personnel have access to the MSC and the NOC to get further data and to verify proper performance, once equipment has been replaced and service restored. Verizon Wireless works closely with our suppliers to see that we have access to their engineering personnel and replacement equipment when required. Verizon Wireless also has the ability to dynamically reroute traffic over our network to address switch, microwave, interconnection problems, or capacity issues.

The Verizon Wireless Crisis Response Team (V-CRT) is a nationwide program sponsored and managed by the National Government Sales & Operations team. When a natural disaster or crisis occurs, V-CRT provides support to those in need and responds to government and non-profit organizations and emergency management agencies that need our assistance. V-CRT provides the following support in the event of a crisis:

- ***Deployment of COW/COLT/crisis response vehicle***
- ***Back-up phone coverage***
- ***Equipment/Network support***
- ***Assistance with search and rescue initiatives***
- ***A live support line to request help 24/7***
- ***Best-in-class customer support***
- ***Routing of requests to the Law Enforcement Response Team (LERT)***
- ***One phone number (800-981-9558) to call in a crisis situation.***

This process links together, for the first time, management of crisis situations in one location for the entire Verizon Wireless community. V-CRT aligns network, operations, legal and sales – allowing us to react quickly to a crisis situation. The benefit to our customers and to emergency management agencies is tremendous.

- Green initiatives; and

Verizon Wireless Response:

Verizon Wireless has a long-standing commitment to recycling, through our exclusive award-winning HopeLine® program, which dedicates its resources to both the prevention of domestic violence and the life-rebuilding process. The national HopeLine phone recycling program collects previously-owned wireless handsets from any wireless carrier. The used phones are refurbished and recycled or sold, and the proceeds of the collected recycled phones are donated to domestic violence shelters and prevention programs across the country. The collection program promotes the reuse of cell phone equipment while putting wireless products and services to work to prevent domestic violence.

In addition, Verizon Wireless not only encourages consumers to give back to the community but to protect the environment at the same time by helping to conserve the earth's natural resources and prevent spent batteries from entering community landfills. Verizon Wireless retail stores participate in the RBRC Charge Up to Recycle! Program. The recycling program collects spent batteries and

reclaims usable material such as nickel and cadmium – the recovered nickel and iron are used in the production of stainless steel, while cadmium is used to make new portable rechargeable batteries. For more information about the Charge Up to Recycle! Program visit www.rbrc.com for collecting spent rechargeable batteries.

- Buyback programs.

Verizon Wireless Response:

You can also work with e-Cycle Inc. - a wireless device recycling company. e-Cycle will purchase wireless assets, enabling the entity to recover monies and offset costs on new wireless equipment and accessories. e-Cycle destroys government and personal information that exists on wireless equipment and e-Cycle manages the recycling of wireless phones and accessories using an EPA-certified recycling facility in the U.S. e-Cycle will provide the entity with a complete audit report that lists the makes/models and value/condition of the devices and accessories.

3.5.25 Define how you will improve coverage to using entity offices (buildings/facilities/sub-ground level offices, etc.) that experience inadequate wireless voice service. Identify all basic equipment provided as necessary for your standard operation within your wireless network. Provide in your cost proposal, any hourly rates or other associated costs for on-site installations that may be necessary.

Verizon Wireless Response:

If you are receiving less than adequate reception in one of your buildings, your Verizon Wireless Account Manager can arrange a survey of your building to determine whether an in-building solution could improve your reception.

Upon completing the survey, your Account Manager can work with you to develop a price schedule and scope of work for the procurement, installation, operation and maintenance of the in-building equipment. These terms would then be incorporated into a separate in-building contract. It is important to note that it may be necessary for Verizon Wireless to acquire necessary leases, permits or zoning changes before implementing some in-building solutions.

The cost and financing of in-building systems is dependent upon several factors, including the complexity of the system, whether a dedicated cell site is necessary for the in-building system, any number of existing or future Verizon Wireless lines associated with such a system, whether the space is publically held or privately, and the number of customers that the in-building system would support.

Verizon Wireless can also work with, or recommend, approved third party in-building providers that can improve coverage in your buildings.

Broadband Services and Support (Band 2)

3.6 Broadband Services and Support (Band 2)

3.6.1 Provide quality wireless broadband services at the lowest cost available in a timely and efficient manner.

Verizon Wireless Response:

Verizon Wireless' commitment to quality is evident in our ongoing investment in the expansion and enhancement of our network. Verizon Wireless has invested more than $65 billion since we were was formed – $6.0 billion on average every year – to increase the coverage, reliability and capability of our premier nationwide network and to provide new services to our customers.

We strive to operate our wireless network at optimal performance levels so that we can continue our record of providing the most reliable nationwide wireless network. We continually test and evaluate network performance, and when service anomalies are detected, we take immediate steps to resolve or remediate the situation. Our maintenance organization staff members are distributed in centers across the country and have areas of expertise and responsibility, such as microwave, switch, cellular radio, power. They are also cross-trained to handle a wide variety of system maintenance issues - all in an effort to maintain service reliability. Our success in these efforts is evidenced by the fact that fewer than 2 percent of the calls placed on Verizon Wireless' network are dropped or fail to initially connect - even during the busiest hours of the day - as well as by our continual subscriber growth.

Verizon Wireless will provide quality wireless voice services at a fair and reasonable cost available in a timely and efficient manner; not lowest cost.

3.6.2 Establish and provide a set of "standard" plans for broadband services.

Verizon Wireless Response:

Email Plans:
Nationwide for Business Email Plans

- ***The Nationwide for Business Email Plans (for Smartphones and BlackBerry devices), include:***
- ***Unlimited National Mobile to Mobile Calling Minutes to more than 94.1 million Verizon Wireless customers, anytime, without using your Anytime Voice Minutes***
- ***No domestic roaming or long distance charges (airtime charges apply).***
- ***Unlimited Night & Weekend Minutes***
  - ***Night hours (Monday - Friday): 9:01 p.m. - 5:59 a.m.***
  - ***Weekend hours (Saturday – Sunday): 12:00 a.m. - 11:59 p.m.***
- ***Unlimited data allowance for email and handset web browsing***

3G Data Plans/Packages:
Our 3G Data Plans are designed to give your employees more options and the ability to choose a data plan that more closely matches their wireless lifestyles and the capabilities of today's wide array of feature phones, Smartphones, mobile hotspots, netbooks and tablets.

Internet Access Plans:
Wirelessly access your email or corporate intranet and browse the Internet with Mobile Broadband and Mobile Broadband Connect.

Mobile Broadband Plans
Mobile Broadband enables remote workers and road warriors to quickly download complex files, access corporate applications, and view email attachments on their notebooks. Mobile Broadband' technology also provides authentication and data protection and is compatible with many virtual private networks (VPNs). All Mobile Broadband plans include NationalAccess service when traveling outside of the Mobile Broadband coverage area.

4G Mobile Broadband Plans
Verizon Wireless has launched the world's first large-scale 4G LTE network. Our 4G LTE Mobile Broadband network will be the fastest and most advanced 4G network in America. Your mobile workers using laptops will immediately benefit from our 4G LTE Mobile Broadband network's super-fast connectivity, which is up to 10 times faster than the our current 3G network. We expect 4G LTE average data rates in real-world, loaded network environments to be 5 to 12 megabits per second (Mbps) on the downlink and 2 to 5 Mbps on the uplink.

For laptop connectivity, initially two 4G LTE USB modems will be available. Both USB modems provide backward-compatibility with our 3G network. If laptop users travel outside of a 4G LTE coverage area, they will automatically stay connected on our 3G network.

Our 4G LTE Mobile Broadband network initially launched in 38 major metropolitan areas and in more than 60 commercial airports coast to coast – at both airports within the launch areas plus airports in other key cities. We are expanding our 4G LTE network to an additional 140 markets by the end of 2011. To check if your location is in our 4G LTE coverage area, please see www.verizonwireless.com/4Glte or visit www.verizonwireless.com/lte for more information about our 4G LTE network.

3G Mobile Broadband Plans
Our 3G Mobile Broadband service provides typical download speeds of 600 Kbps to 1.4 Mbps[11] and typical upload speeds of 500-800 Kbps when using an EV-DO Rev A-capable data card in the Mobile Broadband coverage area. Mobile Broadband subscribers using an EV-DO Rev.0-capable device in

11 Speeds require an EV-DO Rev. A–capable device. When using an EV-DO device that is not Rev. A–capable or traveling in the Extended Broadband Rate and Services area, you can expect download speeds of 400–700 Kbps and upload speeds of 60–80 Kbps. Mobile Broadband speed claims based on our network tests with 5 MB FTP data files, without compression. Outside the Mobile Broadband Rate and Coverage Areas, you can expect download and upload speeds of 60–80 Kbps.

the Mobile Broadband coverage area will experience typical download speeds of 400-700 Kbps and typical upload speeds of 60-80 Kbps. With Mobile Broadband-compatible equipment, this service is presently available to more than 289 million people in 264 major metropolitan areas and 269 airports in the U.S. and is expanding coast-to-coast.

Verizon Wireless' 3G Mobile Broadband plans provide your employees with several options based on their usage habits and needs:

Verizon Wi-Fi
As a complement to our Mobile Broadband and Global Data Options plans we offer Verizon Wi-Fi service. Verizon Wi-Fi is available to Mobile Broadband and Global Data Options subscribers with laptops at no additional cost in thousands of hotspots across the U.S., Canada and Mexico. To better manage their monthly plan allowances, your employees can use Verizon Wi-Fi when it's available and connect to the Internet using Mobile Broadband or Global Data Options when Verizon Wi-Fi hotspots aren't available. For more information, please visit www.verizonwireless.com/Wi-Fi

Mobile Broadband Connect
Verizon Wireless offers Mobile Broadband Connect for remote connectivity on your notebook without the need for a data card. Mobile Broadband Connect combined with VZAccess Manager enables subscribers to tether certain devices to a notebook for wireless access to the Internet, email, corporate intranets and more. By using a tethering adaptor to connect a notebook with the handset, subscribers can establish a broadband connection anywhere within the Mobile Broadband Rate and Coverage Area, and when outside this area, use NationalAccess anywhere within our National Enhanced Services Rate and Coverage Area. All Verizon Wireless Smartphones and BlackBerry devices include the cable and software required to use Mobile Broadband Connect. Certain Mobile Broadband Connect-capable phones require the purchase of a Mobile Office Kit that includes synching software and a connection cable.

Please refer to Verizon Wireless' Pricing and Equipment Proposal included with this response or your Account Manager for details on our pricing and our various plans.

Verizon Wireless has provided a list of standard plans for WSCA's review within Part II- Cost Proposal of this response.

3.6.3 Define your statewide and national Broadband Services coverage by each state.

Verizon Wireless Response:

The Verizon Wireless network covers approximately 99 percent of the population within our licensed U.S. territories. As of third quarter 2010, the total number covered was 304,258,883. For additional information, please see the Verizon Wireless domestic rate and coverage maps or visit http://www.verizonwireless.com/coveragelocator

In December 2010, we launched our 4G LTE network in 38 major metropolitan areas and more than 60 commercial airports, covering more than 110 million people. We are expanding our 4G LTE network to an additional 140 markets by the end of 2011. Our 4G LTE network-deployment plans include covering virtually our entire current nationwide 3G footprint by the end of 2013.

Verizon Wireless has provided State Coverage Maps within Tab VIII of this response.

3.6.4 Provide detailed in-network (no roaming) data services coverage (including available coverage maps) for States, with an overlay of counties and major highways. Coverage maps must correspond to the basic no cost handsets provided (i.e., the basic handset must be able to access the internetwork areas defined in the coverage maps without incurring any roaming charges when calling within the calling plan locations).

Verizon Wireless Response:

Verizon Wireless has provided State Coverage Maps within Tab VIII of this response.

3.6.4 Provide detailed national in-network (no roaming) data services coverage national maps, with an overlay of states, counties and major highways. Coverage must correspond to the basic no cost handsets provided (i.e., the basic handset must be able to access the internetwork areas defined in the coverage maps without incurring any roaming charges when calling within the calling plan locations).

Verizon Wireless Response:

Verizon Wireless has provided State Coverage Maps within Tab VIII of this response.

3.6.5 Provide updated coverage maps as described above upon request.

Verizon Wireless Response:

Noted and Understood.

3.6.6 Notify each State's designated key contact at least five days in advance of any planned service outages and/or scheduled maintenance. This notification must include impacted coverage areas and an estimate of the outage timeframe.

Verizon Wireless Response:

At Verizon Wireless, we are driven by our desire to provide our customers with an extremely high level of service. This translates into frequent and thorough preventive maintenance, real-time monitoring of all key system components, availability of trained maintenance personnel and parts to permit rapid response and restoration of service. Our network design philosophy includes redundancy on critical paths and components, and generator and battery backup systems. The Network Operations Center (NOC) provides Verizon Wireless' maintenance forces with the key tools necessary to analyze network integrity, identify and resolve system problems before they impact system performance.

Any corrective or preventative maintenance requiring system down time is typically scheduled during times of low network usage to minimize any inconvenience to our customers.

Maintenance Organization

In order to permit rapid response in critical situations, maintenance organization staff members are distributed in centers across the country. These centers house technicians who: have areas of expertise and responsibility, such as microwave, switch, cellular radio, power; are also cross-trained to handle a wide variety of system maintenance issues that may arise in the course of their work. Each technician is equipped with a portable terminal that provides access to online information while in the field. Technicians travel in vehicles that are equipped with a set of tools and a standard inventory of spare parts that permit equipment repairs. Certain hardware elements not in local stock may be obtained from a regional inventory location prior to visiting the site.

Maintenance Strategy

Verizon Wireless' maintenance strategy is to avoid critical failures and the costs of widespread corrective maintenance through an aggressive and thorough preventive maintenance effort. Verizon Wireless has pervasive and detailed monitoring of all system components so that we are immediately aware of any problems, and can correct them as early as possible.

In conjunction with our equipment suppliers, Verizon Wireless has developed a preventive maintenance schedule designed to minimize real-time failures. Each piece of equipment in the network has its own detailed maintenance guide, and detailed maintenance logs are kept for each piece of equipment. Preventive maintenance tasks that are unlikely to disrupt customers' service are performed during the day. Other maintenance tasks are performed during the night or other low traffic hours to minimize the possibility of disrupting our customers' service.

Preventive maintenance reduces failure rates, but does not eliminate service failures entirely. Prompt identification and analysis of problems are key to appropriate and rapid corrective network maintenance and these are accomplished through sophisticated network monitoring and alarm systems, as well as the continuous analysis of network operations data by regional and NOC personnel. Discussion of these points follows in the sections below.

Monitoring and Alarm Systems

Verizon Wireless has set up alarms for every critical component at the cell site and the MSC, and incorporated a variety of network monitoring and alarm systems into our network. These send alarms

and detailed data to the MSCs and NOCs. The detail includes identification of any malfunctioning module and the component responsible. Alarms are coded with varying degrees of priority, so that minor problems do not obscure critical problems from the technician's attention. The code also helps the technician determine how quickly the problem must be addressed.

Response Time
In the event of an alarm or other failure indicator, Verizon Wireless personnel will be dispatched to the cell site or MSC with a standard set of spare parts and repair equipment, in addition to other parts and equipment that are indicated by the nature of the alarm and failure. Maintenance personnel have access to the MSC and the NOC to get further data and to verify proper performance, once equipment has been replaced and service restored. Verizon Wireless works closely with our vendors to ensure that we have access to their engineering personnel and replacement equipment when required. Verizon Wireless also has the ability to dynamically reroute traffic over our network to address switch, microwave, interconnection problems, or capacity issues.

Verizon Wireless offers a Network Event Notification (NEN) Program to Government customers with a minimum of 350 government lines[12]; additionally, customers must be approved for Tier 2 Enterprise Wireless Data Technical Support. The NEN Program issues a Verizon Wireless Service Bulletin notifying key customers of significant impacts to voice and data services, expediting dissemination of outage notices to customers via email to include updates and resolution of the outage. Upon approval for the program, this service will generate email notifications about the outage to identified personnel within the entity and provide details and ongoing updates about the services impacted.

Events that May Trigger Notification
Events that may trigger automatic notification include a service condition that is significantly below our normal service operational thresholds. Because the service outage notification is sent when our systems identify a possible outage, your identified contacts may receive the notification regardless of whether your end users are impacted.

Services and Geographic Coverage
The entity may choose to receive notifications when either one of the following covered services are operating below normal thresholds for more than 30 minutes:

- ***NationalAccess (1xRTT) Service***
- ***Mobile Broadband (EV-DO) Service***
- ***Select Voice Services, such as voice mail and call processing.***

In addition, you can select to receive notifications for outages in one specific region, several regions or nationwide.

The Geographic Selections are offered with the following parameters:

- ***Nationwide, or***

[12] Public Safety accounts may qualify as exceptions to the minimum line requirement.

- ***Specific Areas and Regions:***
  - ***Midwest Area***
    - ***Western PA/Central PA/Ohio/West VA***
    - ***Kansas/Missouri***
    - ***Michigan/Indiana/Kentucky***
    - ***Illinois/Wisconsin***
    - ***Iowa/Minnesota/Nebraska/North Dakota/South Dakota***
  - ***Northeast Area***
    - ***New England***
    - ***New York Metro***
    - ***Wash/Baltimore/VA/ Philadelphia***
    - ***Upstate NY***
  - ***West Area***
    - ***Mountain***
    - ***Pacific Northwest***
    - ***Northern California/Nevada***
    - ***Southwest***
    - ***Southern California***
  - ***South Area***
    - ***Carolinas/Tennessee***
    - ***Houston/Gulf Coast***
    - ***Georgia/Alabama***
    - ***Central Texas***
    - ***Florida***
  - ***South Central Region***
    - ***Arkansas***
    - ***Oklahoma***
    - ***Northern Texas***
    - ***Western Tennessee***
    - ***Northern Mississippi***

Your sales team will provide additional details identifying which cities and states are covered within a specific region.

<u>Notification Process</u>

In the event of an outage, the email notice will state that Verizon Wireless is aware of the issue, and the notice will include the following additional information:

- ***Start Date***
- ***Start Time***
- ***Affected Service (i.e., Mobile Broadband, NationalAccess, or voice)***
- ***Affected Location (Nationwide or Region(s))***
- ***Potential Customer Impact (ex: NationalAccess customers may be experiencing an interruption in service)***

Additionally, the email messages will:

- ***Inform you when Verizon Wireless has become aware of a development***
- ***Update you periodically while a development is ongoing***
- ***Inform you when service is restored.***

This service is offered as a courtesy only. In no event shall the failure to provide outage notification subject Verizon Wireless to penalties or damages of any kind. Additional eligibility requirements apply. Please contact your Verizon Wireless National Account Manager for details.

3.6.8 Describe an ongoing process to improve coverage for areas that are having inadequate or less than 50% coverage. Provide timeline of anticipated improvements.

Verizon Wireless Response:

Given the identification of areas with inadequate coverage, the process to improve coverage is:

1. ***RF performance engineer investigates symptoms of poor coverage.***
2. ***RF performance engineer identifies specific coverage problem (e.g. weak signal, interference, etc. Other resources may be brought into play as well.***
3. ***RF performance engineer identifies potential methods to improve performance (e.g. RF parameter changes, power adjustments, new cell sites, etc.)***
4. ***RF performance engineer initiates projects to improve coverage. Verizon Wireless uses standardized forms and procedures to initiate these projects. If no monetary expenditure is required, the performance engineer will work with appropriate individuals to execute the coverage improvement project.***
5. ***Improvement projects that require monetary expenditures require management approval and prioritization. Estimates are generally prepared and once management approval is obtained, funding for the project is received.***
6. ***Project initiated and assigned to a Verizon Wireless Project Manager who ensures timely and high quality completion of project.***

3.6.9 Identify all basic equipment provided as necessary for vendor's standard operation within Contractor's wireless data network for all subscribers (new activation or regular contract term subscribers). This shall include, but may not be exclusive to, voice handset, AC power charger/adapters and compatible hands-free accessory(s).

Verizon Wireless Response:

Verizon Wireless offers an assortment of equipment at varying prices, which allows the entity to choose from a variety of options. Equipment availability and pricing; however, is subject to change. Verizon Wireless has provided an equipment list with the basic devices that will be available to all subscribers under the WSCA Agreement located within Tab VIII of this response.

3.6.10 Allow for a designated trial period for testing/evaluating equipment without additional charges or fees. Designate the timeframe for the 'trial period' and procedures for implementing this policy.

Verizon Wireless Response:

Verizon Wireless will accept returns or make exchanges on all cellular merchandise purchased from us by your government-liable end users provided the equipment is returned within 30 days of purchase; if service is also terminated within 30 days, the entity remains responsible for the cost of any airtime and features used prior to the termination date. We will accept returns or make exchanges on all cellular merchandise purchased from us by your employee-liable end users provided the equipment is returned within 14 days of purchase; if service is also terminated within 14 days, your employee remains responsible for the cost of any airtime and features used prior to the termination date.

To return a product your employee would:

- ***Contact the Customer Care team to advise of the return.***
- ***Repackage the product in the original box it came in.***
- ***Attach the provided return label to the package.***
- ***Provide an original sales receipt.***
- ***Call the shipping company and make suitable arrangements to have the package picked up at no additional charge.***

Our Return and Exchange Policy is designed to provide a process to return unwanted purchases and provide an in-store exchange option for eligible defective handsets (in/out of warranty). Your employees may return or exchange one wireless phone per new line of service.

Verizon Wireless may make certain equipment available for demonstration; however, Verizon Wireless does not guarantee that it will always be able to offer units for demonstration through the term of the resulting agreement. Please contact your Verizon Wireless Account Manager for demonstration unit requests.

3.6.11 Indicate if Contractor is anticipating migration to new or different technology. If so, identify the changes that subscribers shall anticipate proposed timeline and plans to ensure a smooth transition to the new technology.

Verizon Wireless Response:

At Verizon Wireless, we are committed to innovation. We're moving our services forward by deploying the next generation in wireless communication – 4G LTE – a technology that should be very attractive to our business customers.

We recognized that the benefits of LTE would only be real to our customers if they could be provided over the proper spectrum, which is why we spent over $100 billion acquiring wireless networks and spectrum – including the most attractive band available, our purchase of contiguous spectrum on the 700 MHz band.

We also recognized the need to have a single technology adopted across the globe, so we were able to accelerate the standards development and drive LTE to be the global choice for 4G. This has been crucial because part of the promise of LTE is based upon the ability to build solutions that work seamlessly anywhere in the world.

We launched our 4G LTE network in December 2010 – in 38 major metropolitan areas and more than 60 commercial airports, covering 110 million people. We are expanding our 4G LTE network to an additional 140 markets by the end of 2011; and our 4G LTE network-deployment plans include covering virtually our entire current nationwide 3G footprint by the end of 2013.

Quality is at the core of who we are as a company, which is why we are building our 4G LTE backbone with the same reliability for which we are known. And the deployment of the IP Multimedia Subsystem (IMS) core means that the intelligence is in the network, allowing applications developers to create their solution one time and have that solution delivered to a desktop computer, tablet, Smartphone or even a TV.

Open Development - We realized early on that to deliver on the true promise of LTE, there would need to be a wide variety of innovative devices and applications to leverage this technology. That is why we opened up our networks in 2007 and encouraged a wide variety of developers to create and certify their devices to run on the Verizon Wireless network. Since that time, we have certified numerous third-party devices to run on our network, such as wireless inventory telemetry devices, tablet PCs, wirelessly-enabled utility meters, offender-tracking anklets and cellular broadband routers. We believe that our open development initiative spurs innovation, expands customer choices and has and will continue to produce a multitude of specialized products available to run on our network.

But with these new devices comes another layer of complexity – how can our business customers manage the procurement, activation and payment of more devices and endpoints than ever before? To that end, we've created several service delivery platforms, including our nPhase joint venture with Qualcomm for device management and also applications through the Verizon Developer Community.

nPhase/Machine to Machine - Machine to machine (M2M) refers to data communications between machines. Any organization that needs to transmit/receive data between two machines can benefit from the use of M2M services. Applications include remote meter reading, mobile asset tracking, automotive telematics and mobile billing and payments at vending machines and ATMs/kiosks. Verizon Wireless and Qualcomm formed a joint venture – nPhase - that provides comprehensive machine-to-machine (M2M) solutions and smart services offerings across a wide variety of market segments, including healthcare, manufacturing, utilities, distribution and consumer products. nPhase leverages our expertise and simplified device certification process with Qualcomm's advanced connectivity technologies and will deliver seamless, fully integrated M2M communication with global connectivity.

Key new capabilities will include cloud computing solutions to automate device provisioning, and to track, monitor and manage assets.

Verizon Developer Community - We launched the Verizon Developer Community (VDC) to foster innovation in the mobile application space. Developers who have created apps for platforms such as Java, BREW, Android, Windows Mobile and others are encouraged to join the VDC and to submit their concepts and applications. The VDC provides a streamlined testing and certification process for applications, with the goal of having approved applications launched within 14 days of submission.

4G LTE Innovation Center - The Verizon Wireless LTE Innovation Center is designed to drive innovation and help foster creative solutions connecting people, places and things wirelessly using LTE technology. It leverages our experience to help developers assess what types of new products and services may best succeed in the marketplace. The LTE Innovation Center includes a lab for product testing and development, as well as home and business environments designed to simulate usage of products in real-life situations. We expect the LTE Innovation Center to see significant activity across three product areas: 1) consumer electronics and appliances; 2) machine-to-machine (M2M) products in the areas of healthcare, security and utility metering; and 3) telematics. The LTE Innovation Center will support early stages of product development, including concept validation, usability studies, product design analysis, prototyping, and lab and field trials. Once a product is proven through the development process and ready to come to market, we can help the developer quickly access the most appropriate sales channels for a given product. And we've announced plans to establish an applications innovation center in San Francisco by the end of 2011.

Verizon Wireless will continue to support existing technologies as we continue to expand our 3G technology and develop our 4G technology platform. We have not scheduled a "sunset" date for any of our digital CDMA technologies. In December 2010, we launched our 4G LTE network in select markets. As we roll out our 4G LTE network across the country, we will continue to support 2G, 2.5G and 3G technologies on the Verizon Wireless network for the foreseeable future. The only technology that has reached the end of its operational lifespan is our analog service, which was shut down on February 18, 2008 pursuant to the FCC analog sunset order.

3.6.12 Describe repair/replacement procedures/processes in detail for the following situations (including description of forms and information required):

3.6.12.1 Provide in detail, the length and terms of the warranty/maintenance and service provided with piece of equipment/device/accessory;

Verizon Wireless Response:

Verizon Wireless offers several alternatives for obtaining replacement handsets. These alternatives include exchange programs for devices in and out of warranty as well as optional extended warranty insurance programs.

New Equipment

Your government-liable end users may return wireless equipment purchased from Verizon Wireless for any reason (whether defective or not) within 30 days of the original date of purchase and your employee-liable end users within 14 days of the original date of purchase.[13] If your government-liable end users decide to cancel service within 30 days of the original date of purchase, the entity will not incur an Early Termination Fee. If your employee-liable end users decide to cancel service within 14 days of the original date of purchase, they will not incur an Early Termination Fee.

3.6.12.2 Repair of equipment with new standard parts or parts of equal performance to new parts;

Verizon Wireless Response:

Please see Verizon Wireless' response to 3.6.12.1.

3.6.12.3 Repair/replacement parts for all equipment covered under warranty;

Verizon Wireless Response:

Defective Equipment 1 to 12 months after Purchase
If a device is found to be defective more than 30 days after the purchase date, Verizon Wireless can assist you with placing a warranty claim with the device manufacturer. Alternatively, if you would prefer a replacement device and the malfunctioning device is still within the manufacturer's warranty period (typically one year), you may obtain a Certified Like-New Replacement device in exchange for the defective unit at no charge. The device may be exchanged by express courier by contacting Customer Service.

Note on Certified Like-New Replacement and Certified Pre-Owned devices: To ensure your employees are provided only the highest quality replacement devices, our Certified Pre-Owned and Certified Like-New Replacement devices undergo a thorough repair and refurbishment process and must pass a 100+ point quality check in 10 key areas.

3.6.12.4 Detail all situations where States may/will incur cost of repairs/replacement for equipment, i.e., shipping, gross neglect of equipment by subscriber, etc.;

Verizon Wireless Response:

Equipment subjected to neglect, misuse, water damage, wear and tear, and the like are not eligible for any return or exchange program. This program does not cover lost or stolen equipment; however,

[13] A restocking fee may apply.

optional insurance may be purchased, from a third party vendor, for a monthly fee to cover such situations.

3.6.12.5 Repairs for out of warranty equipment (i.e., discounted pricing for repairs);

Verizon Wireless Response:

Equipment Protection Programs
Verizon Wireless also offers the following programs available for an additional monthly fee:

- ***Total Equipment Coverage - Total Equipment Coverage includes Asurion Wireless Phone Protection and Verizon Wireless' Extended Warranty. Total Equipment Coverage is the best value for our customers, providing complete coverage against loss, theft, accidental damage and defects after the manufacturer's warranty expires. Replacement equipment units will be provided under the applicable program guidelines. Your employees may add Total Equipment Coverage within 30 days after equipment activation or upgrade. There is a per-line monthly fee for this program and each approved insurance claim is subject to a deductible. Mobile Recovery is included with Total Equipment Coverage at no additional cost and provides the following features to aid employees who may have misplaced a device: device location using GPS, sound alarms, remote device lock and remote device wipe. Your employees can visit www.MyMobileRecovery.com to download the Mobile Recovery application, or text getmr to 6967 for download instructions; they can visit www.mymobilerecovery.com/phones_supported to see a list of available devices.***
- ***Asurion Wireless Phone Protection[14] - Within 30 days of activating a new device[15], you may purchase device insurance through Verizon Wireless but provided by Asurion[16]. Verizon Wireless will bill your account, on behalf of Asurion, for each insured device. These insured devices will be covered for loss, theft and accidental damage, subject to certain restrictions and exclusions[17]. For approved claims, Asurion will provide new or refurbished replacement devices upon receipt of a deductible payment[18].***
- ***Extended Warranty - Under the Extended Warranty Program, managed by Verizon Wireless, eligible handset equipment will be covered for electrical and mechanical malfunctions and manufacturer defects only after the manufacturer's warranty expires. Verizon Wireless will exchange defective equipment after the 13th month and as long as the customer is paying the Extended Warranty or Total Equipment Coverage monthly fee with a certified like new unit. The Extended Warranty is available for purchase within 30 days of activation or equipment***

[14] Subject to availability. For more information about additional terms, contact Asurion at 1-888-881-2622.
[15] Netbooks sold through Verizon Wireless are eligible for lost, stolen and accidental damage insurance under the Asurion Wireless Phone Protection (WPP) Program. This includes HP Netbooks as well as future Netbooks launched by Verizon Wireless. Netbooks are in the Advanced Devices WPP Tier: $5.18/month and $99 deductible.
[16] You may cancel your coverage at any time and receive a pro-rated refund of your unused premium.
[17] Subscribers are limited to two claims within a 12 month period (two claim limit per policy year in New York) with a device maximum of $1500 for tablets and advanced devices and $450 for phones.
[18] Asurion may fulfill claims with new or remanufactured equipment. In general, claims are fulfilled with the same make and model you claim. If this is not possible, a like-kind make and model will be substituted. Color, feature and accessory compatibility are not guaranteed. See www.phoneclaim.com/verizon for a complete brochure on equipment protection, including Asurion Wireless Phone Protection.

upgrade. Note: Certified Like-New Replacements are available at no charge through the Extended Warranty Program.

Pricing
Pricing and deductibles are specific to the type of device enrolled in the program.

MONTHLY PREMIUMS			
	EXTENDED WARRANTY	WIRELESS PHONE PROTECTION	TOTAL EQUIPMENT COVERAGE
Feature Phones & Advanced Devices	$1.99	$5.18	$6.99
Apple® iPhone® 4	$1.99	$9.18	$10.99
Tablets	$1.99	$9.00	$10.99
DEDUCTIBLES – LOST, STOLEN OR DAMAGE CLAIMS			
Extended Warranty	No deductible		
Feature Phones	$45 deductible for feature phones with a $400 claim limitation		
Advanced Devices	$99 deductible for advanced devices with a $1500 claim limitation		
Apple iPhone 4	$169 deductible for 16 GB iPhone 4 with a $1500 claim limitation $199 deductible for 32 GB iPhone 4 with a $1500 claim limitation		
Tablets	$129 deductible for tablets with a $1500 claim limitation		

3.6.12.6 Repairs/replacements/loaner equipment in which replacement equipment will be new or factory refurbished; and

Verizon Wireless Response:

Verizon Wireless will reasonably assist the participating entities with obtaining repair or replacement of equipment under warranty. However, Verizon Wireless is not an equipment manufacturer. As part of the wireless handset equipment package, the participating entities will receive the manufacturer's consumer warranty, typically one (1) year in length. If equipment is within the warranty period, Verizon Wireless will provide a refurbished unit (Certified Like New). Packaged with the replacement will be a prepaid call tag label to be used for the return of the original (defective) handset. Some equipment may need to be returned directly to the manufacturer for repair under the warranty guidelines. In the event that the subscriber's equipment is no longer covered under the manufacturer's warranty, additional charges for repair may apply, and it may be more cost efficient for the subscriber to purchase new equipment.

3.6.12.7 Walk-in repairs at retail stores.

Verizon Wireless Response:

Verizon Wireless does not offer walk-in repairs at any of our retail stores, however, Verizon Wireless will reasonably assist the Participating entities with obtaining repair or replacement of equipment under warranty.

3.6.13 Enclose all warranty information with all equipment at the time of delivery/shipment, and provide additional warranty information as requested by the subscriber.

Verizon Wireless Response:

Equipment purchased from Verizon Wireless will include the manufacturer's warranty information with the equipment at the time of delivery/shipment. Additional or supplemental warranty information will be provided upon request from the subscriber. If a device is found to be defective more than 30 days after the purchase date, Verizon Wireless can assist you with placing a warranty claim with the device manufacturer. Alternatively, if you would prefer a replacement device and the malfunctioning device is still within the manufacturer's warranty period (typically one year), you may obtain a Certified Like-New Replacement device in exchange for the defective unit at no charge. The device may be exchanged by express courier by contacting Customer Service.

Accessories such as chargers, headsets, batteries, cases, holsters, and antennas typically have a one-year warranty; however, ear buds come with a 90-day warranty. The warranty covers defects in material and workmanship under normal use and conditions from original date of purchase.

3.6.14 For each of equipment/device/accessory, submit a full listing of walk-in service/repair center locations in each respective state, with qualified personnel to repair the equipment on site that will manage all service and repairs under agreement. Include contact name and phone number for each location.

Verizon Wireless Response:

Verizon Wireless does not offer walk-in repairs at any of our retail stores, however, Verizon Wireless will reasonably assist the Participating entities with obtaining repair or replacement of equipment under warranty.

3.6.15 Have the ability to provide wireless data services for any equipment that has wireless voice service capability. List the equipment supported by your company and the supporting wireless data services; include a brief description of all services.

Verizon Wireless Response:

Verizon Wireless offers an assortment of equipment at varying prices, which allows the entity to choose from a number of options. Equipment availability and pricing; however, is subject to change. Verizon Wireless has provided an equipment list with the basic equipment that will be available to all subscribers under the WSCA Agreement located within Tab VIII of this response.

Mobile devices owned by the entity can be retained as long as the equipment is compatible with Verizon Wireless' network and calling plan chosen and can be reprogrammed to the Verizon Wireless service. Employees that do not have compatible equipment must purchase new equipment.

3.6.16 Provide priority data service to State employees with critical job duties that are responsible for responding to disaster/emergency event.

Verizon Wireless Response:

Verizon Wireless does not provide wireless priority service for data services at this time.

3.6.17 Able to activate equipment and wireless data service within 24 hours after request in the event of a State disaster/emergency.

Verizon Wireless Response:

The Verizon Wireless Crisis Response Team (V-CRT) is a nationwide program sponsored and managed by the National Government Sales & Operations team. When a natural disaster or crisis occurs, V-CRT provides support to those in need and responds to government and non-profit organizations and emergency management agencies that need our assistance. V-CRT provides the following support in the event of a crisis:

- ***Deployment of COW/COLT/crisis response vehicle***
- ***Back-up phone coverage***
- ***Equipment/Network support***
- ***Assistance with search and rescue initiatives***
- ***A live support line to request help 24/7***
- ***Best-in-class customer support***
- ***Routing of requests to the Law Enforcement Response Team (LERT)***
- ***One phone number (800-981-9558) to call in a crisis situation.***

This process links together, for the first time, management of crisis situations in one location for the entire Verizon Wireless community. V-CRT aligns network, operations, legal and sales – allowing us

to react quickly to a crisis situation. The benefit to our customers and to emergency management agencies is tremendous.

3.6.18 Detail procedures required applying for and initiating priority status service.

Verizon Wireless Response:

Verizon Wireless does not provide wireless priority service for data services at this time.

3.6.19 List all fees associated with priority service.

Verizon Wireless Response:

Verizon Wireless does not provide wireless priority service for data services at this time.

3.6.20 Have the ability to provide wireless data services that have wireless voice service capability. List the equipment that is not supported by your company and the supporting wireless data services; include a brief description of all services.

Verizon Wireless Response:

Verizon Wireless has a variety of calling plans that provide voice and data capabilities. These plans are supported by a variety of devices, a current list has been provided within Tab VIII of this response.

Please note, select calling plans may require devices capable of receiving such service. Advanced service features, such as high-speed Mobile Broadband, require Mobile Broadband capable devices. Cellular phones provided by another carrier can be retained provided: a) the customer equipment is compatible with Verizon Wireless' network and calling plan chosen, and b) can be reprogrammed to the Verizon Wireless service. As the marketplace is constantly changing it is not possible to provide a comprehensive list of devices that may not be supported on the Verizon Wireless network. However, Verizon Wireless will work with the Participating Entity to determine if equipment is compatible with the Verizon Wireless network.

3.6.21 Describe whether you will be using partners or resellers for this contract. If so, provide any necessary certification with response, and a list of recommended resellers.

Verizon Wireless Response:

Verizon Wireless operates the nation's most reliable and largest wireless voice and data network. Leveraging our greatest asset - our network - Verizon Wireless continues to lead the industry by offering the highest quality products and services while introducing innovative technology solutions. Verizon Wireless does not anticipate engaging any subcontractors to fulfill the entity's requirements; however, Verizon Wireless does engage third parties to provide roaming and Wi-Fi hotspot service for our customers.

3.6.22 Define any value-add services as part of your offering in your response. This may include, but not necessarily be limited to:

- Satellite capabilities;

Verizon Wireless Response:

While satellite technology is not used to supplement coverage on our network, you can rent a satellite phone from Verizon Wireless that will operate almost anywhere in the world.

- Push-to-talk;

Verizon Wireless Response:

Push to Talk Overview
Verizon Wireless has the largest Push to Talk network in the U.S. Our Push to Talk service lets you use a Push to Talk-enabled mobile phone like a walkie-talkie for instant two-way communication. Push to Talk is ideal for anyone who needs to communicate quickly with other team members or employees. You can talk to one individual or an entire group with just the push of a button. You can also make regular phone calls on the same device.

Functionality
With Push to Talk, you have the choice of making two types of calls:

- ***Barge calls - The called party will hear a tone immediately followed by the originator's voice and a second tone when the originator stops speaking indicating that the recipient can respond.***
- ***Alert calls - The called party will hear a tone indicating that someone is trying to reach him/her. The called party will be able to choose whether or not to accept the call.***

Push to Talk sessions can either be private one-to-one conversations or group one-to-many conversations. Push to Talk calls can be made through the Push to Talk contact lists to minimize call set-up times. Push to Talk calls can also be made through the keypad, phonebook, and recent calls list.

Key Push to Talk Features

- ***Enjoy coast-to-coast coverage – Connect with team members in the next room or across the country on our nationwide broadband network; expanded coverage is available in the National Enhanced Services Rate and Coverage Area.[19]***
- ***Make quick exchanges – Push one button to contact team members or clients.***
- ***Check team member status with Presence - See who is available for a Push to Talk call.***
- ***Manage your contacts list online – Store up to 500 individual and up to 100 group Push to Talk contacts.***
- ***Use one number, one device – Make and receive voice calls without needing a second device or phone number.***
- ***Place group calls – Initiate or participate in a group call with up to 50 participants.***

The Benefits of Government Contact Management
Government Contact Management[20] improves the Push to Talk user experience by providing a solution to manage large contact lists from a single Web site interface. The Government Contact Management Web site offers the entity the following benefits:

- ***Efficiency – Enables one point of contact to manage the entity's group and individual Push to Talk contact lists.***
- ***Delegation – Delegate management of contact lists to additional team members as needed.***
- ***Ease of Use - Compile a comprehensive list of users and contact lists into a simple, easy-to-use Web interface.***
- ***Convenience – Users maintain personal contact lists, while Administrators maintain company contact lists.***
- ***Increased productivity – Eliminate the need to update contacts or contact lists individually.***
- ***Accessibility – Make supplier and vendor Push to Talk details available to the entity's Push to Talk users.***

You can designate one or more Administrators to manage the Push to Talk contact lists of employees within the entity. Administrators have the ability to manage large Push to Talk contact lists via a single Web site interface with a single user name/password. The Administrator does not require a wireless number to manage the Government contact list - no more creating log-ins line-by-line to set up users within an account. And Administrators can make changes to multiple lines at the same time, eliminating the need to update contacts one-by-one.

[19] For optimal Push to Talk performance, all callers on a Push to Talk session must have an EV-DO Rev. A-capable device and be receiving EV-DO service.
[20] Customers are required to be enrolled in the My Business or Verizon Enterprise Center web portals in order to enroll in Push to Talk Enterprise Contact Management (PTT ECM). This only applies to new enrollments to PTT ECM.

Super Administrators can perform the following functions on the Government Contact Management Web site:

- ***View a list of the Push to Talk users within the company.***
- ***Manage the individual and group Push to Talk lists of users within the company[21].***
- ***Create a list of Push to Talk contacts outside the company [such as vendors, clients, suppliers].***
- ***Assign additional Administrators as needed.***

If your employees have been provisioned with the Push to Talk Enterprise Contact Management feature, they have the ability to view [but not modify or delete] individual and group contacts created by the Administrator.

Coverage

Push to Talk is available throughout our nationwide broadband network. Our broadband wireless network now covers more than 289 million people in 264 major metropolitan areas and 269 airports in the U.S. Expanded Coverage is available in the National Enhanced Services Rate and Coverage Area. Note: If your employee is in a Verizon Wireless market where EV-DO Rev. A is not usable or not available, then the Verizon Wireless service will fallback to 1xRTT. The Push to Talk user will still be able to use PTT service but it will function at 1xRTT speeds. While our enhanced Push to Talk service is backward compatible, on Push to Talk calls between new and older devices, all subscribers will experience the speeds of the older Push to Talk service.

Equipment

Verizon Wireless offers five Push to Talk handsets. Push to Talk is available for the BlackBerry Bold 9650 Smartphone for both BlackBerry Internet Service and BlackBerry Enterprise Server customers. The Casio G'zOne Ravine and Casio G'zOne Brigade appeal to a broader base with new refinements for urban and outdoor use, built to military specifications to survive extreme shock, water and dust environments. The Motorola Barrage V860 offers extreme durability and ensures our customers stay productive and in-touch regardless of the conditions. The Samsung Convoy is a rugged device with military specifications built to withstand the harshest of elements.

Key Information	Casio G'zOne Brigade	Casio G'zOne Ravine	Motorola Barrage V860	RIM BlackBerry Bold 9650	Samsung Convoy
Size (W"xH"xD")	4.4x2.2x0.9	4.3x2.1x0.9	3.78x2.09x0.96	4.4x2.44x 0.55	3.85x2.0x0.94
Weight	6.0 ounces	4.6 ounces	4.2 ounces	4.8 ounces	3.88 ounces
Data Capability	EV-DO Rev. A	EV-DO Rev. A	EV-DO Rev. A	EV-DO Rev. A	EV-DO Rev. A
Mobile Broadband Connect	Yes	Yes	Yes	Yes	Yes
Field Force Manager	Yes	Yes	Yes	No	Yes
VZ Navigator	Yes	Yes	Yes	Yes	Yes
Stereo Bluetooth-	Yes	Yes	Yes	Yes	Yes

[21] Administrators cannot view, modify or delete individual or group Push to Talk contacts created by users. Regular Administrators can do all of the functions of a Super Administrator except add additional Administrators.

capable					
Camera	*3.2 MP*	*3.2 MP*	*2.0 MP*	*3.2 MP*	*2.0 MP*
Meets Military Specifications for:	*Dust, water and shock*	*Dust, water and shock*	*Water (immersion), shock, vibration, solar radiation, high temperature storage, high and low temperature operation, altitude and dust.*		*Shock, dust resistance, vibration, salt fog, humidity, solar radiation, altitude, and low and high temperature storage.*

- Emergency services;

Verizon Wireless Response:

Verizon Wireless has taken many steps to prevent outages from affecting our customers. Our emergency response capabilities have been tested and proven during many difficult situations including the wildfires of 2007 and 2008, tornadoes in the Midwest and South in 2008, flooding in the Northwest, and the extraordinary hurricane seasons of 2004 and 2005. Our network in Florida withstood the impact of eight hurricanes in 2004 and 2005 and delivered top performance compared with other communication networks.

Our Network

Our reliable network is a combination of strong technology and capable employees. Network operations teams across the country conduct exercises each year to confirm team members have access to contacts, systems, tools, and suppliers to resolve any potential disaster or disruption that occurs. These teams are empowered to identify and implement ways to make our network stronger, more efficient, and available for our customers when they need it, even during natural disasters. Thanks to these efforts and ongoing preparations and investments, our network has stayed strong – even through the natural disasters of past years – while other communication networks often were adversely impacted or failed.

Verizon Wireless provides voice and data service through a sophisticated network consisting of dozens of switching systems and thousands of base stations throughout our cellular footprint. Many critical network systems are located in geographically diverse locations. The most critical systems provide un-interrupted service to customers, even if one location is damaged. These systems are designed to automatically fail-over to an alternate location with minimal, if any, impact to customers. These systems are tested at least annually as part of the Business Continuity/Disaster Recovery program, and in many cases are tested more frequently to maintain reliable service.

Many critical circuits in our network infrastructure are provisioned with special priority. This is intended to ensure that in the event of a disruption, these circuits are repaired as quickly as

possible. The costs for this service are just one part of our significant ongoing investment in network reliability.

Mobile Switching Center (MSC)
The loss of a MSC is the most serious of possible scenarios. Each MSC is protected by automatic power backup systems, by automatic fire-suppression systems, and by physical security systems and alarms. In each MSC, network operations personnel routinely backup system data for the switch itself and the peripheral systems. Automated backup routines are supplemented with scheduled manual backup routines and off-site storage of critical data.

Cell Site
We have thousands of cell sites across our nationwide network to provide the desired level of service, both in terms of capacity and quality of service. Despite the large number of sites, Verizon Wireless still takes the loss of a single cell site seriously. Cell sites are protected by automatic fire detection systems, by physical security systems and alarms, and most have automatic power backup systems, including batteries and generators. Through arrangements with our suppliers, any major components of a cell site, up to and including the building and tower, become an immediate priority restoration effort on the part of both Verizon Wireless and Verizon Wireless' suppliers.

Service Protection and Restoration Strategies
Service protection and restoration strategies are an integral part of Verizon Wireless' network management. MSCs and cell sites are automatically and continuously monitored for numerous factors, from call processing to room temperature. All MSCs and cell sites have battery backup and most (70% or more) have permanent generators. We also maintain and utilize a fleet of dozens of Cells on Wheels (COWS) and Cells on Light Trucks (COLTS), and generators on trailers (GOaTS) that can be rolled into hard-hit locations or areas that need extra network capacity in a given area. In addition we also maintain towers on wheels and portable generators. Verizon Wireless has implemented Telecommunication Service Priority (TSP) capabilities on critical backhaul circuits, which provides priority service restoration if a circuit is disrupted.

Monitoring and Alarm Systems
We have two geographically diverse Network Operations Centers (NOCs) that monitor all facilities, cell sites and switches across our nationwide network. These NOCs are staffed 24x7 with experienced personnel who work closely with the regional field operations teams and with suppliers to coordinate and expedite the restoration of service in the event of outages. Verizon Wireless has set up alarms for critical components at the cell sites and the MSCs. These send prioritized alarms and detailed data to the MSCs and NOCs. The detail includes identification of any malfunctioning module and the component responsible. Alarms are coded with varying degrees of priority, so that minor problems do not obscure critical problems from a technician's attention. The code also helps the technician determine how quickly the problem must be addressed.

Response Time
In the event of an alarm or other failure indicator, Verizon Wireless personnel will be dispatched to the cell site or MSC with a standard set of spare parts and repair equipment, in addition to other parts and

equipment that are indicated by the nature of the alarm and failure. Maintenance personnel have access to the MSC and the NOC to get further data and to verify proper performance, once equipment has been replaced and service restored. Verizon Wireless works closely with our suppliers to see that we have access to their engineering personnel and replacement equipment when required. Verizon Wireless also has the ability to dynamically reroute traffic over our network to address switch, microwave, interconnection problems, or capacity issues.

The Verizon Wireless Crisis Response Team (V-CRT) is a nationwide program sponsored and managed by the National Government Sales & Operations team. When a natural disaster or crisis occurs, V-CRT provides support to those in need and responds to government and non-profit organizations and emergency management agencies that need our assistance. V-CRT provides the following support in the event of a crisis:

- ***Deployment of COW/COLT/crisis response vehicle***
- ***Back-up phone coverage***
- ***Equipment/Network support***
- ***Assistance with search and rescue initiatives***
- ***A live support line to request help 24/7***
- ***Best-in-class customer support***
- ***Routing of requests to the Law Enforcement Response Team (LERT)***
- ***One phone number (800-981-9558) to call in a crisis situation.***

This process links together, for the first time, management of crisis situations in one location for the entire Verizon Wireless community. V-CRT aligns network, operations, legal and sales – allowing us to react quickly to a crisis situation. The benefit to our customers and to emergency management agencies is tremendous.

- Green initiatives; and

Verizon Wireless Response:

Verizon Wireless has a long-standing commitment to recycling, through our exclusive award-winning HopeLine® program, which dedicates its resources to both the prevention of domestic violence and the life-rebuilding process. The national HopeLine phone recycling program collects previously-owned wireless handsets from any wireless carrier. The used phones are refurbished and recycled or sold, and the proceeds of the collected recycled phones are donated to domestic violence shelters and prevention programs across the country. The collection program promotes the reuse of cell phone equipment while putting wireless products and services to work to prevent domestic violence.
In addition, Verizon Wireless not only encourages consumers to give back to the community but to protect the environment at the same time by helping to conserve the earth's natural resources and prevent spent batteries from entering community landfills. Verizon Wireless retail stores participate in

the RBRC Charge Up to Recycle! Program. The recycling program collects spent batteries and reclaims usable material such as nickel and cadmium – the recovered nickel and iron are used in the production of stainless steel, while cadmium is used to make new portable rechargeable batteries. For more information about the Charge Up to Recycle! Program visit www.rbrc.com for collecting spent rechargeable batteries.

- Buyback programs.

Verizon Wireless Response:

You can also work with e-Cycle Inc. - a wireless device recycling company. e-Cycle will purchase wireless assets, enabling the entity to recover monies and offset costs on new wireless equipment and accessories. e-Cycle destroys government and personal information that exists on wireless equipment and e-Cycle manages the recycling of wireless phones and accessories using an EPA-certified recycling facility in the U.S. e-Cycle will provide the entity with a complete audit report that lists the makes/models and value/condition of the devices and accessories.

3.6.23 Define how you will improve coverage to using entity offices (buildings/facilities/sub-ground level offices, etc.) that experience inadequate wireless voice service. Identify all basic equipment provided as necessary for your standard operation within your wireless network. Provide in your cost proposal, any hourly rates or other associated costs for on-site installations that may be necessary.

Verizon Wireless Response:

If you are receiving less than adequate reception in one of your buildings, your Verizon Wireless Account Manager can arrange a survey of your building to determine whether an in-building solution could improve your reception.

Upon completing the survey, your Account Manager can work with you to develop a price schedule and scope of work for the procurement, installation, operation and maintenance of the in-building equipment. These terms would then be incorporated into a separate in-building contract. It is important to note that it may be necessary for Verizon Wireless to acquire necessary leases, permits or zoning changes before implementing some in-building solutions.

The cost and financing of in-building systems is dependent upon several factors, including the complexity of the system, whether a dedicated cell site is necessary for the in-building system, any number of existing or future Verizon Wireless lines associated with such a system, whether the space is publically held or privately, and the number of customers that the in-building system would support.

Verizon Wireless can also work with, or recommend, approved third party in-building providers that can improve coverage in your buildings.

Accessories/Equipment/Devices (Band 3)

3.7 Accessories/Equipment/Devices (Band 3)

3.7.1 All accessories must be new, of current design and function, and unused. Discontinued or used items will not be accepted.

Verizon Wireless Response:

Noted and Understood. All accessories purchased for currently available devices will be new. Accessories purchased for older discontinued models may require discontinued accessory merchandise to be compatible with the device.

3.7.2 In addition to the items specifically listed herein, purchasing entities will be allowed to order from the successful vendor's regular product line for delivery F.O.B. destination to any point within the using states. Provide with your response, a link to your on-line catalog.

Verizon Wireless Response:

Equipment orders placed through My Business Account are shipped within 48 hours and delivered using standard 2-day shipping free of charge. Special shipping instructions - such as priority overnight mail or next day shipping - may incur a charge. Your Account Manager will handle urgent requests on a case-by-case basis. Title and risk of loss pass to you and acceptance occurs upon receipt of equipment at the address designated on the order.

The equipment arrives preprogrammed and ready to activate (equipment arrives inactive in the event the shipment may be lost or stolen). Once the equipment is received *228 must be dialed and the prompts followed in order to activate the phone.

Please see your Account Manager for more details about My Business Account or access the My Business demo through the following link:
http://www.verizonwireless.com/SMB/account_demo/index.html

Verizon Wireless has created View Only Site URL which will serve as your on-line catalog:
https://b2b.verizonwireless.com/b2b/commerce/excludedfromssofilter.go?location=grouplogin&creds=ddaed0db8e799ff07dda71efbeedce4888661502964bd12c426111dd5b90b6ef6035c463d2be058a

3.7.3 At vendor's expense, vendor shall arrange for pick up of products returned because of quality problems, duplicated shipments, outdated products, etc., within five (5) business days after notification with no restocking charge and replaced with specified products or the using entity shall be credited or refunded for the full purchase price. Standard stock products ordered in error by using entities must be returned for credit within fifteen (15) days of receipt. Products must be in resalable condition and in original container, unused.

Verizon Wireless Response:

Verizon Wireless will accept returns or make exchanges on all cellular merchandise purchased from us by your government-liable end users provided the equipment is returned within 30 days of purchase; if service is also terminated within 30 days, the entity remains responsible for the cost of any airtime and features used prior to the termination date. We will accept returns or make exchanges on all cellular merchandise purchased from us by your employee-liable end users provided the equipment is returned within 14 days of purchase; if service is also terminated within 14 days, your employee remains responsible for the cost of any airtime and features used prior to the termination date.

To return a product your employee would:

- ***Contact the Customer Care team to advise of the return.***
- ***Repackage the product in the original box it came in.***
- ***Attach the provided return label to the package.***
- ***Provide an original sales receipt.***
- ***Call the shipping company and make suitable arrangements to have the package picked up at no additional charge.***

Our Return and Exchange Policy is designed to provide a process to return unwanted purchases and provide an in-store exchange option for eligible defective handsets (in/out of warranty). Your employees may return or exchange one wireless phone per new line of service.

3.7.4 Define distribution capabilities. Prices for all items associated with this contract are to be F.O.B. destination to anywhere within the participating entities.

Verizon Wireless Response:

Verizon Wireless has a number of device distribution centers across the country. When you place an order electronically, it will automatically be routed to the proper center where the equipment is allocated, programmed, and shipped to the entity. Title and risk of loss pass to you and acceptance occurs upon receipt of equipment at the address designated on the order. Please note: Delivery cannot be made to a P.O. Box.

3.7.5 Define ARO (After Receipt of Order) lead times. The preferred delivery time is not more than five (5) calendar days.

Verizon Wireless Response:

Equipment orders placed through My Business Account are shipped within 48 hours and delivered using standard 2-day shipping free of charge. Special shipping instructions - such as priority overnight mail or next day shipping - may incur a charge. Your Account Manager will handle urgent requests on a case-by-case basis.

3.7.6 Provide detailed warranty information.

Verizon Wireless Response:

If a device is found to be defective more than 30 days after the purchase date, Verizon Wireless can assist you with placing a warranty claim with the device manufacturer. Alternatively, if you would prefer a replacement device and the malfunctioning device is still within the manufacturer's warranty period (typically one year), you may obtain a Certified Like-New Replacement device in exchange for the defective unit at no charge. The device may be exchanged by express courier by contacting Customer Service.

Accessories such as chargers, headsets, batteries, cases, holsters, and antennas typically have a one-year warranty; however, ear buds come with a 90-day warranty. The warranty covers defects in material and workmanship under normal use and conditions from original date of purchase.

3.7.7 Provide in your cost proposal, pricing for OEM and Aftermarket (if available) products. Products may include, but are not necessarily limited to:

- Cell phone antennas and signal boosters;

Verizon Wireless Response:

If you are receiving less than adequate reception in one of your buildings, your Verizon Wireless Account Manager can arrange a survey of your building to determine whether an in-building solution could improve your reception.

Upon completing the survey, your Account Manager can work with you to develop a price schedule and scope of work for the procurement, installation, operation and maintenance of the in-building equipment. These terms would then be incorporated into a separate in-building contract. It is important to note that it may be necessary for Verizon Wireless to acquire necessary leases, permits or zoning changes before implementing some in-building solutions.

The cost and financing of in-building systems is dependent upon several factors, including the complexity of the system, whether a dedicated cell site is necessary for the in-building system, any number of existing or future Verizon Wireless lines associated with such a system, whether the space is publically held or privately, and the number of customers that the in-building system would support.

Verizon Wireless can also work with, or recommend, approved third party in-building providers that can improve coverage in your buildings.

- Cell phone batteries;
- Cell phone chargers;
- Cell phone hands-free (not including Bluetooth);
- Cell phone kits (define what is included);
- Cell phone cases and covers;
- Cell phone data cables;
- Cell phone memory;
- ADA/Assistive cell phone devices and accessories;
- Cell phone replacement parts;
- Cell phone keyboards; and
- Bluetooth headsets and car kits (define what is included).

Verizon Wireless Response:

Verizon Wireless has provided a detailed list of accessories within Tab VIII of this response. Accessories are subject to availability and change.

3.7.8 The participating entities reserve the right to request samples of items when applicable.

Verizon Wireless Response:

Under a separate trial agreement, Verizon Wireless may allow Participating Entity subscribers to use certain equipment and services on a trial basis for a limited time.

4. COMPANY BACKGROUND AND REFERENCES

4.1 VENDOR INFORMATION

4.1.1 Vendors must provide a company profile in the table format below.

Question	Response
Company name:	***Cellco Partnership d/b/a Verizon Wireless***
Ownership (sole proprietor, partnership, etc.):	***General partnership that is a joint venture of Verizon Communications (NYSE: VZ) and Vodafone (NYSE and LSE: VOD). We are not a publicly-traded company.***
State of incorporation:	***Not a Corporation we are A Delaware General Partnership***
Date of incorporation:	***The formation date is 10/4/1994***
# of years in business:	**16+**
List of top officers:	***Dan Mead serves as President and CEO of Verizon Wireless. Key corporate executives reporting to Mr. Mead include:*** ***John Stratton, Executive Vice President & Chief Operating Officer*** ***David Small, Senior Vice President & Chief Technical Officer*** ***Marni Walden, Vice President & Chief Marketing Officer*** ***Andrew Davies, Vice President & Chief Financial Officer*** ***Ajay Waghray, Vice President - Chief Information Officer*** ***Alan Gardner, Vice President - Human Resources*** ***Margaret P. Feldman, Vice President - Business Development*** ***Steven E. Zipperstein, Vice President - Legal & External Affairs, General Counsel*** ***Marquett Smith, Vice President - Corporate Communications*** ***As the Chief Operating Officer of Verizon Wireless, John Stratton has overall responsibility for Verizon Wireless customer-facing sales and service operations. His management team includes:*** ***Mike Lanman, President – Enterprise and***

Question	Response
	Government Markets ***Nancy Clark, President - Northeast Area*** ***Ken Dixon, President - Midwest Area*** ***Roger Tang, President - South Area*** ***Tami Erwin, President - West Area***
Location of company headquarters:	***Verizon Wireless is headquartered at One Verizon Way, Basking Ridge, NJ 07920-1097***
Location(s) of the company offices:	***Four Area headquarter offices:*** • ***Northeast*** **100 Southgate Parkway** **Morristown, NJ 07960** • **Midwest - Schaumburg, IL** **1515 Woodfield Road** **Schaumburg, IL 60173** • ***South - Alpharetta, GA*** **One Verizon Place** **Alpharetta, GA 30004** • ***West - Irvine, CA*** **15505 Sand Canyon E3** **Irvine, CA 92618** ***Verizon Wireless has 21 regional headquarters as well as hundreds of local locations. Please visit our website for details on location of local offices throughout the nation at www.verizonwireless.com***
Location(s) of the office that will provide the services described in this RFP:	***RJ Fenolio, National Account MGR (Account Point of Contact)*** ***8350 East Crescent Parkway, Greenwood Village, CO 80111***
Number of employees locally with the expertise to support the requirements identified in this RFP:	***RJ Fenolio is responsible for the overall contract management of the WSCA account. Verizon Wireless government account teams in locations throughout the US will assist in supporting local entities participating under this agreement.***
Number of employees nationally with the expertise to support the requirements in this RFP:	***Verizon Wireless currently has more than 800 dedicated government account team employees with the expertise to support this account***
Location(s) from which employees will be assigned for this project:	***RJ Fenolio is responsible for the overall contract management of the WSCA account. Verizon Wireless government account teams in locations throughout the US will assist in supporting local entities participating under this agreement.***

4.1.2 **Please be advised,** pursuant to NRS §80.010, companies organized or incorporated under the laws of another state, territory, District of Columbia, or foreign country must register with the State of Nevada, Secretary of State's Office as a foreign corporation before a contract can be executed between the State of Nevada and the awarded vendor, unless specifically exempted by NRS §80.015.

Verizon Wireless Response:

Noted and Understood.

4.1.3 The selected vendor, prior to doing business in the State of Nevada, must be appropriately licensed by the State of Nevada, Secretary of State's Office pursuant to NRS §76. Information regarding the Nevada Business License can be located at http://sos.state.nv.us.

Question	Response
Nevada Business License Number:	***NV20001008932***
Legal Entity Name:	***Cellco Partnership d/b/a Verizon Wireless WWC License LLC***

Is "Legal Entity Name" the same name as vendor is doing business as?

Yes		No	***X***

If "No", provide explanation.

Verizon Wireless Response:

Noted and Understood- Cellco Partnerships d/b/a is Verizon Wireless and WWC License LLC.

While Cellco Partnership is not licensed by the Department of Taxation, its affiliates ,Southwestco Wireless LP, Sacramento Valley Limited Partnership, VW Messaging Service, LLC, Verizon Wireless Services LLC, and VW Network Procurement LP are appropriately licensed with the Department of Taxation. These entities will be providing the services under the resultant contract.

4.1.4 Vendors are cautioned that some services may contain licensing requirement(s). It is the vendor's responsibility to verify these requirements prior to proposal submittal. Proposals that do not contain the requisite licensure may be deemed non-responsive.

Verizon Wireless Response:

Noted and Understood.

4.1.5 Has the vendor ever been engaged under contract by any State of Nevada agency?

Yes	X	No	

If "Yes", complete the following table for each State agency for whom the work was performed. Table can be duplicated for each contract being identified.

Question	Response
Name of State agency:	***Nevada Division of Purchasing on Behalf of WSCA***
State agency contact name:	***Teri Smith***
Dates when services were performed:	***4/4/2011***
Type of duties performed:	***Wireless Products and Services***
Total dollar value of the contract:	***Aprox: $5,000,000.00(St of NV entities)***

4.1.6 Is the vendor or any of the vendor's employees employed by the State of Nevada, any of its political subdivisions or by any other government?

Yes		No	X

If "Yes", is the employee planning to render services while on annual leave, compensatory time, sick leave, or on his own time?

Verizon Wireless Response:

To the best of our knowledge, no Verizon Wireless employee is employed by the State of Nevada, any of its political subdivisions or by any other government.

Verizon Wireless is a large company with approximately 80,000 employees. Although Verizon Wireless' Code of Conduct requires our employees to disclose actual and potential conflicts of interest, Verizon Wireless relies on its employees to disclose such information. Verizon Wireless will make best efforts to disclose actual or apparent conflicts of interest reported by its employees.

4.1.7 Disclosure of all alleged prior or ongoing contract failures, contract breaches, any civil or criminal litigation or investigation pending which involves the vendor or in which the vendor has been judged guilty or liable within the past six (6) years.

Yes		No	

If "Yes", please provide the following information. Table can be duplicated for each issue being identified.

Question	Response	
Date of alleged contract failure or breach:		
Parties involved:		
Description of the contract failure, contract breach, litigation, or investigation, including the products or services involved:		
Amount in controversy:		
Resolution or current status of the dispute:		
If the matter has resulted in a court case:	Court	Case Number
Status of the litigation:		

Verizon Wireless Response:

In the ordinary course of its business, Verizon Wireless and its predecessor companies have been named in various actions brought by customers, including matters brought by individuals, as part of putative class actions, by resellers relating to terms and conditions of service, and by agents relating to contractual issues and alleged unfair trade practices. None have risen to the level of having been reported to the FCC. Also, a multi-state group of Attorney Generals has investigated consumer marketing practices of several wireless carriers, including Verizon Wireless. Various individual claims and putative class actions have also been brought against wireless carriers, including Verizon Wireless, concerning the alleged health effects of wireless phones and consumer disclosures relating to potential health effects.

As a large business concern, Verizon Wireless responds to legal actions as a part of the normal course of business. However, there are no judgments, claims, arbitration, proceedings, or suits pending or outstanding that would materially and adversely impact the ability to meet our contractual obligations.

4.1.8 Company background/history and why vendor is qualified to provide the services described in this RFP.

Verizon Wireless Response:

Verizon Wireless owns and operates the nation's most reliable and largest wireless voice and 3G data network, serving more than 94.1 million voice and data customers. Headquartered in Basking Ridge, NJ, Verizon Wireless is a joint venture of Verizon Communications (NYSE:VZ) and Vodafone (NYSE and LSE: VOD).

Facts-at-a-glance

- ***Wireless Phone Customers: 94.1 Million***
- ***Employees: 79,000***
- ***Annual Revenue 2010: $63.4 Billion***
- ***U.S. Market Coverage: our acquisition of Alltel expands our network coverage to approximately 301 million people, nearly the entire United States population, all of the Top 100 most populated U.S. metropolitan areas***
- ***Company Stores and Kiosks: more than 2,000***
- ***Digital Network Technology: 4G – Long Term Evolution (LTE); 3G Code Division Multiple Access [CDMA]***
- ***Nation's most reliable 3G wireless broadband network***
- ***Switching Centers: 175+***
- ***Headquarters: Basking Ridge, NJ***
- ***Area Headquarters: Northeast - Morristown, NJ; South - Alpharetta, GA; Midwest - Schaumburg, IL; West - Irvine, CA***

Verizon Wireless owns and operates the nation's most reliable and largest wireless voice and 3G data network. We provide devices, services, and solutions suited for businesses of all sizes. We employ CDMA technology as our wireless standard and regularly test our network and facilities to ensure reliability and connectivity for our customers.
By choosing Verizon Wireless as your wireless network provider, the entity will receive a host of benefits to help you succeed. These include:

- ***Dedicated customer service experts with business experience.***
- ***Flexible calling plans designed to meet your needs.***
- ***Discounts that grow as the entity grows.***
- ***Responsive, expert technical support.***
- ***Unlimited National Mobile to Mobile Calling with other Verizon Wireless customers.***
- ***Friends & Family for Business provides unlimited calling to those you do business with the most (vendors/colleagues/even the entity's conference call bridge numbers).***

- ***Easy online account management with My Business Account***

Most Reliable Nationwide Network
Verizon Wireless operates the nation's most reliable and largest wireless voice and data network. Leveraging our greatest asset - our network - Verizon Wireless continues to lead the industry by offering the highest quality products and services while introducing innovative technology solutions.

- ***Covers a population of 301 million, while servicing more than 94.1 million subscribers.***
- ***Verizon Wireless is committed to the ongoing expansion and maintenance of our high-quality network – since inception, we have invested more than $60 billion in our network - $5.7 billion on average every year -- to increase the coverage and capacity of our national network and to add new services.***
- ***When it counts the most - during times of natural disasters - business customers, public safety and first response organizations rely on our network.***

The Verizon Wireless network is based on CDMA technology. The key benefits of CDMA technology include:

- ***Exceptional call and connection quality - CDMA technology combines multiple signals to improve signal strength to reduce fading, cross-talk, and interference - producing crystal-clear voice calls and reliable data connections.***
- ***Limited dropped calls - CDMA technology contains patented, "soft handoff" methods as calls and connections move from one cell tower to another, limiting dropped calls.***
- ***Enhanced privacy - Digitally encoded CDMA transmissions with 4.4 trillion different code combinations resist eavesdropping, cloning and other types of fraud.***

Innovative Network Development Plans
Currently, our high-speed 3G wireless network, which powers our Mobile Broadband Internet applications, is based on Evolution Data Optimized (EV-DO) Revision A technology. Verizon Wireless selected Long Term Evolution (LTE) as the technological foundation for our 4G wireless broadband network. LTE technology is designed to deliver mobile data networks with higher speed and performance, lower latency, global roaming and improved efficiencies.
We will utilize the 700 MHz contiguous C-Block spectrum we acquired in 2008 for our commercial launch of LTE - Verizon Wireless is the only wireless service provider to hold a contiguous, nationwide 700 MHz C-Block operating license. We launched our 4G LTE network in December 2010 – in 38 major metropolitan areas and more than 60 commercial airports, covering 110 million people. We are expanding our 4G LTE network to an additional 140 markets by the end of 2011. Our 4G LTE network-deployment plans include covering virtually our entire current nationwide 3G footprint by the end of 2013.
Holding this nationwide license is yet another example of how we distinguish ourselves from our competition – it provides Verizon Wireless with key advantages over other wireless service providers, including:

- ***a licensed right to deploy our technology across a national footprint;***
- ***faster speed to market for our products and services;***
- ***lower operational complexity.***

This spectrum is an important part of our overall broadband strategy. The national 700 MHz spectrum footprint will be ideal for connecting a variety of consumer electronics, such as wireless phones, medical devices and gaming consoles and provide increased speed and performance. This new spectrum will enable Verizon Wireless to remain the industry leader in wireless voice and data services well into the next decade.

4.1.9 Length of time vendor has been providing services described in this RFP to the public and/or private sector. Please provide a brief description.

Verizon Wireless Response:

The companies that merged to form Verizon Wireless in June 2000 had been in business for an average of 15 years prior to the merger. Verizon Wireless was formed by the combination of the domestic wireless businesses of Verizon Communications (formerly Bell Atlantic Corporation and GTE Corporation) and Vodafone Group Plc. This includes, primarily, the assets of Bell Atlantic Mobile, AirTouch Cellular and GTE Wireless.

Below is a brief description of Verizon Wireless' company history.

Corporate Milestones

- ***July 28, 1998 - Bell Atlantic and GTE Corporations agree to merge.***
- ***Sept. 21, 1999 - Bell Atlantic and Vodafone AirTouch Plc agree to form a new national wireless business by combining their domestic U.S. operations.***
- ***Dec. 2, 1999 - Bell Atlantic Mobile completes its acquisition of Frontier Cellular, expanding the company's East Coast footprint into upstate New York.***
- ***April 3, 2000 - Bell Atlantic and Vodafone AirTouch Plc sign an agreement forming the new national wireless business. The companies anticipate the new operation will be strengthened by the addition of GTE's domestic wireless properties, as part of the pending Bell Atlantic/GTE merger.***
- ***April 4, 2000 - Day One for the new coast-to-coast wireless venture, called Verizon Wireless.***
- ***June 30, 2000 - Bell Atlantic and GTE merger completed to create Verizon Communications. The addition of GTE wireless assets made Verizon Wireless, at that time, the nation's largest wireless communications provider.***
- ***January 9, 2009 – Verizon Wireless acquired Alltel. With the inclusion of Alltel's assets Verizon Wireless became the nation's largest wireless communications provider and provider of the largest 3G network.***

4.1.10 Financial information and documentation to be included in Part III, Confidential Financial of vendor's response in accordance with ***Section 9.5, Part III – Confidential Financial***.

Verizon Wireless Response:

In this challenging economic environment, Verizon Wireless remains focused on delivering greater value to our business and consumer customers.

Fourth Quarter Highlights

We continued to invest in our broadband network - the nation's largest and most reliable 3G data network. Our 3G network provides more coverage than any other U.S. carrier's network and is available to more than 289 million people. In December, we launched our 4G LTE (fourth-generation Long Term Evolution) Mobile Broadband network, the fastest and most advanced 4G network in the U.S., in 38 major metropolitan areas covering one-third of all Americans and in more than 60 commercial airports. With our 4G LTE network, laptop users experience average data throughput speeds of up to 10 times faster than when on our 3G network. And we are expanding our 4G LTE network to an additional 140 markets by the end of 2011. Our 4G LTE network-deployment plans include virtually covering our entire current nationwide 3G footprint by the end of 2013.

Concurrent with the launch of our 4G LTE Mobile Broadband network, we introduced two 4G LTE USB modems: the LG VL600 and the Pantech UML290, which are also compatible with our 3G network.

In early January, we unveiled 10 new 4G LTE devices at the International Consumer Electronics Show, including Smartphones, tablets, mobile hot spot devices and notebooks that will be available in the first half of this year. And on Jan. 11th, we announced the iPhone 4 will be available to our customers beginning in February.

We delivered strong growth in revenues, strong retail postpaid ARPU (average monthly service revenue per user), and growth in traditional customers and other connections. Wireless service EBITDA margin was a record high. In the fourth quarter of 2010:

- ***We had a total of 94.1 million customers. In the fourth quarter, we added 872,000 retail postpaid customers, and 803,000 total retail customers - which includes a decrease of 69,000 retail prepaid customers. [These additions exclude acquisitions and adjustments.] We had 87.5 million retail customers, which represented 93 percent of the company's wireless customers, and we also added 152,000 reseller customers in the fourth quarter.***
- ***We had 8.1 million other connections -- such as machine-to-machine and telematic - this was an increase of 186,000 net other connections in the quarter, and brought the number of total wireless connections to 102.2 million at year-end 2010.***
- ***At year-end 2010, 26 percent of Verizon Wireless' retail postpaid customer base had Smartphone devices, up from 15 percent at year-end 2009. In fourth-quarter 2010, more than 75 percent of our postpaid net adds were Smartphones.***

- ***Retail postpaid churn remained low at 1.01 percent. Total retail and total customer churn levels were 1.37 and 1.34 percent, respectively. All churn levels improved year over year and sequentially.***
- ***Retail service revenues in the quarter totaled $13.5 billion, up 5.1 percent year over year. Retail data revenues were $5.0 billion, up 22.8 percent year over year. Service revenues in the fourth quarter were $14.2 billion, up 7.7 percent year over year. Total revenues were $16.1 billion, up 5.7 percent year over year. For full-year 2010, service revenues were $55.6 billion, up 6.9 percent over full-year 2009; total revenues were $63.4 billion, up 5.1 percent year over year.***
- ***Retail postpaid ARPU grew 2.5 percent over the fourth-quarter 2009, to $53.50. Retail postpaid data ARPU increased to $19.97, up 19.3 percent year over year. In addition, retail service ARPU grew 2.4 percent over fourth-quarter 2009, to $51.84.***
- ***Operating income margin was 30.1 percent, an increase of 340 basis points year over year. Segment EBITDA margin on service revenues (non-GAAP) was 47.5 percent, up 290 basis points over fourth-quarter 2009. For full-year 2010, operating income margin was 29.5 percent, up 190 basis points over full-year 2009; segment EBITDA margin on service revenues was 46.9 percent, up 140 basis points.***
- ***Monthly cash expense per customer (non-GAAP) decreased in the fourth quarter 2010 to $26.59 from $27.72 in the fourth quarter 2009. For the full year, cash expense per customer was $26.80, down 2.7 percent from $27.55 in 2009.***
- ***Total data revenues were 37.1 percent of all service revenues, up from 31.8 percent in the fourth quarter 2009.***
- ***During the fourth quarter, our customers sent or received more than 180 billion text messages, sent nearly 4.5 billion picture/video messages and completed more than 20 million music and video downloads.***

Please note: Verizon Wireless is a joint venture of Verizon Communications and Vodafone. Verizon Wireless does not customarily announce earnings or other financial performance; however, Verizon Communications includes information about Verizon Wireless in its earnings announcements.

Additional information can be found in the Verizon Wireless Dun and Bradstreet report. The Dun and Bradstreet number for Verizon Wireless is 96-890-4698. You may use this identification number to access the Verizon Wireless report from the Dun and Bradstreet database.

You may access a copy of the most recent annual report of Verizon Wireless' parent companies from the following websites:
http://www.verizon.com
http://www.vodafone.com

4.1.10.1 Dun and Bradstreet number

Verizon Wireless Response:

Verizon Wireless' Dun and Bradstreet number is 96-890-4698.

4.1.10.2 Federal Tax Identification Number

Verizon Wireless Response:

The federal tax identification number of Cellco Partnership, d/b/a Verizon Wireless, is: 22-3372889.

4.1.10.3 The last two - (2) years and current year interim:
A. Profit and Loss Statement
B. Balance Statement

Verizon Wireless Response:

Verizon Wireless has provided the Profit and Loss Statement and Balance Statement within Part III-Confidential Financial Proposal of this response.

4.2 SUBCONTRACTOR INFORMATION

4.2.1 Does this proposal include the use of subcontractors? Check the appropriate response in the table below.

Yes		No	X

If "Yes", vendor must:

4.2.1.1 Identify specific subcontractors and the specific requirements of this RFP for which each proposed subcontractor will perform services.

4.2.1.2 Provide the same information for any proposed subcontractors as requested in ***Section 4.1, Vendor Information***.

4.2.1.3 Business references as specified in ***Section 4.3, Business References*** must be provided for any proposed subcontractors.

4.2.1.4 Vendor shall not allow any subcontractor to commence work until all insurance required of the subcontractor is provided to the vendor; and

Verizon Wireless Response:

Verizon Wireless operates the nation's most reliable and largest wireless voice and data network. Leveraging our greatest asset - our network - Verizon Wireless continues to lead the industry by offering the highest quality products and services while introducing innovative technology solutions. Verizon Wireless does not anticipate engaging any subcontractors to fulfill the entity's requirements; however, Verizon Wireless does engage third parties to provide roaming and Wi-Fi hotspot service for our customers.

4.3 BUSINESS REFERENCES

4.3.1 Vendors should provide a minimum of three (3) business references from similar projects performed for private, state and/or large local government clients within the last three (3) years.

Verizon Wireless Response:

Noted and Understood.

4.3.2 Vendors must provide the following information of ***every*** business reference provided by the vendor and/or subcontractor.

The "Company Name" must be the name of the proposing vendor or the vendor's proposed subcontractor.

Reference #:1	
Company Name:	
Identify role company will have for this RFP project (check one):	
X Vendor	☐ Subcontractor
Project Name:	
Primary Contact Information	
Name:	
Street Address:	
City, State, Zip:	
Phone, including area code:	
Facsimile, including area code:	
Email address:	
Alternate Contact Information	
Name:	
Street Address:	
City, State, Zip:	
Phone, including area code:	
Facsimile, including area code:	
Email address:	
Project Information	
Brief description of the project / contract and description of services performed, including technical environment (i.e., software applications, data communications,	

etc.), if applicable.	
Original Project/Contract Start Date:	
Original Project/Contract End Date:	
Original Project/Contract Value:	
Final Project/Contract Date:	
Was project/contract completed in time originally allotted, and if not, why not?	
Was project/contract completed within or under the original budget/cost proposal, and if not, why not?	

Verizon Wireless Response:

Noted and Understood.

Reference #:1	
Company Name:	***Bureau of Communications & Computer Services Central Management Services***
Identify role company will have for this RFP project (check one):	
X Vendor	☐ Subcontractor
Project Name:	***Wireless Equipment and Services***
Primary Contact Information	
Name:	***Lori Sorenson, Chief Operating Officer***
Street Address:	***120 W Jefferson***
City, State, Zip:	***Springfield, IL 62702***
Phone, including area code:	***217-557-6565***
Facsimile, including area code:	***217-785-6803***
Email address:	***Lori.Sorenson@illinois.gov***
Alternate Contact Information	
Name:	***Theresa Starling***
Street Address:	***120 W Jefferson***
City, State, Zip:	***Springfield, IL 62702***
Phone, including area code:	***217-782-1223***
Facsimile, including area code:	***217-557-2960***
Email address:	***Theresa.starling@illinois.gov***
Project Information	
Brief description of the project / contract and description of services performed, including technical environment (i.e., software applications, data communications, etc.), if applicable.	***Verizon Wireless has provided point of contact information for companies that have agreed to act as references for our wireless services. These companies will determine what information they will share with you when contacted by the entity.***
Original Project/Contract Start Date:	***See above***
Original Project/Contract End Date:	***See above***
Original Project/Contract Value:	***See above***
Final Project/Contract Date:	***See above***
Was project/contract completed in time originally allotted, and if not, why not?	***See above***
Was project/contract completed within or under the original budget/cost proposal, and if not, why not?	***See above***

Reference #: *2*	
Company Name:	*Town of Gilbert-Public Works*
Identify role company will have for this RFP project (check one):	
X Vendor	☐ Subcontractor
Project Name:	*Wireless Equipment and Services*
Primary Contact Information	
Name:	*Joslyn Marty, Office Administrator*
Street Address:	*525 North Lindsay Road*
City, State, Zip:	*Gilbert, AZ 85234*
Phone, including area code:	*480-503-6414*
Facsimile, including area code:	*217-785-6803*
Email address:	*Lori.Sorenson@illinois.gov*
Alternate Contact Information	
Name:	*Reference did not provide alternate contact*
Street Address:	*See above*
City, State, Zip:	*See above*
Phone, including area code:	*See above*
Facsimile, including area code:	*See above*
Email address:	*See above*
Project Information	
Brief description of the project / contract and description of services performed, including technical environment (i.e., software applications, data communications, etc.), if applicable.	*Verizon Wireless has provided point of contact information for companies that have agreed to act as references for our wireless services. These companies will determine what information they will share with you when contacted by the entity.*
Original Project/Contract Start Date:	*See above*
Original Project/Contract End Date:	*See above*
Original Project/Contract Value:	*See above*
Final Project/Contract Date:	*See above*
Was project/contract completed in time originally allotted, and if not, why not?	*See above*
Was project/contract completed within or under the original budget/cost proposal, and if not, why not?	*See above*

Reference #:*3*	
Company Name:	***City of Tempe-IT***
Identify role company will have for this RFP project (check one):	
X Vendor	☐ Subcontractor
Project Name:	***Wireless Equipment and Services***
Primary Contact Information	
Name:	***Dave Heck, IT MGR***
Street Address:	***120 E. 5th Street***
City, State, Zip:	***Tempe, AZ 85281***
Phone, including area code:	***480-250-5500***
Facsimile, including area code:	***480-250-5500***
Email address:	***Dave_Heck@tempe.gov***
Alternate Contact Information	
Name:	***Reference did not provide alternate contact***
Street Address:	***See above***
City, State, Zip:	***See above***
Phone, including area code:	***See above***
Facsimile, including area code:	***See above***
Email address:	***See above***
Project Information	
Brief description of the project / contract and description of services performed, including technical environment (i.e., software applications, data communications, etc.), if applicable.	***Verizon Wireless has provided point of contact information for companies that have agreed to act as references for our wireless services. These companies will determine what information they will share with you when contacted by the entity.***
Original Project/Contract Start Date:	***See above***
Original Project/Contract End Date:	***See above***
Original Project/Contract Value:	***See above***
Final Project/Contract Date:	***See above***
Was project/contract completed in time originally allotted, and if not, why not?	***See above***
Was project/contract completed within or under the original budget/cost proposal, and if not, why not?	***See above***

Reference #:*4*	
Company Name:	***City of Mesa***
Identify role company will have for this RFP project (check one):	
X Vendor	☐ Subcontractor
Project Name:	***Wireless Equipment and Services***
Primary Contact Information	
Name:	***Paul Czohara,***
Street Address:	***200 S Center Street - Bldg. 2***
City, State, Zip:	***Mesa, AZ 85210***
Phone, including area code:	***480-644-4466***
Facsimile, including area code:	***480-644-4466***
Email address:	***Paul.Czohara@mesaaz.gov***
Alternate Contact Information	
Name:	***Reference did not provide alternate contact***
Street Address:	***See above***
City, State, Zip:	***See above***
Phone, including area code:	***See above***
Facsimile, including area code:	***See above***
Email address:	***See above***
Project Information	
Brief description of the project / contract and description of services performed, including technical environment (i.e., software applications, data communications, etc.), if applicable.	***Verizon Wireless has provided point of contact information for companies that have agreed to act as references for our wireless services. These companies will determine what information they will share with you when contacted by the entity.***
Original Project/Contract Start Date:	***See above***
Original Project/Contract End Date:	***See above***
Original Project/Contract Value:	***See above***
Final Project/Contract Date:	***See above***
Was project/contract completed in time originally allotted, and if not, why not?	***See above***
Was project/contract completed within or under the original budget/cost proposal, and if not, why not?	***See above***

Reference #: *5*	
Company Name:	***Nevada Department of Transportation***
Identify role company will have for this RFP project (check one):	
X Vendor	☐ Subcontractor
Project Name:	***Wireless Equipment and Services***
Primary Contact Information	
Name:	***DJ Menzel, Telcom Coordinator***
Street Address:	***1263 South Stewart***
City, State, Zip:	***Carson City, NV 89712***
Phone, including area code:	***775-888-7880***
Facsimile, including area code:	***Not provided***
Email address:	***dmenzel@dot.state.nv.us***
Alternate Contact Information	
Name:	***David Loar***
Street Address:	***1263 S Stewart***
City, State, Zip:	***Carson City, NV 89712***
Phone, including area code:	***775-888-7888***
Facsimile, including area code:	***775-888-7305***
Email address:	***dloar@dot.state.nv.us***
Project Information	
Brief description of the project / contract and description of services performed, including technical environment (i.e., software applications, data communications, etc.), if applicable.	***Verizon Wireless has provided point of contact information for companies that have agreed to act as references for our wireless services. These companies will determine what information they will share with you when contacted by the entity.***
Original Project/Contract Start Date:	***See above***
Original Project/Contract End Date:	***See above***
Original Project/Contract Value:	***See above***
Final Project/Contract Date:	***See above***
Was project/contract completed in time originally allotted, and if not, why not?	***See above***
Was project/contract completed within or under the original budget/cost proposal, and if not, why not?	***See above***

Reference #:6	
Company Name:	***Bay Area Hospital-IT***
Identify role company will have for this RFP project (check one):	
X Vendor	☐ Subcontractor
Project Name:	***Wireless Equipment and Services***
Primary Contact Information	
Name:	***Ron Muller, ITAdministrator***
Street Address:	***1775 Thompson Road***
City, State, Zip:	***Coos Bay, OR 97420***
Phone, including area code:	***541-269-8432***
Facsimile, including area code:	***541-266-7972***
Email address:	***Ron.Muller@bayareahospital.org***
Alternate Contact Information	
Name:	***Bob Adams, IS Manager***
Street Address:	***1775 Thompson Road***
City, State, Zip:	***Coos Bay, OR 97420***
Phone, including area code:	***541-269-8432***
Facsimile, including area code:	***541-266-7972***
Email address:	***Bob.Adams@bayareahospital.org***
Project Information	
Brief description of the project / contract and description of services performed, including technical environment (i.e., software applications, data communications, etc.), if applicable.	***Verizon Wireless has provided point of contact information for companies that have agreed to act as references for our wireless services. These companies will determine what information they will share with you when contacted by the entity.***
Original Project/Contract Start Date:	***See above***
Original Project/Contract End Date:	***See above***
Original Project/Contract Value:	***See above***
Final Project/Contract Date:	***See above***
Was project/contract completed in time originally allotted, and if not, why not?	***See above***
Was project/contract completed within or under the original budget/cost proposal, and if not, why not?	***See above***

4.3.3 Vendors must also submit ***Attachment E, Reference Questionnaire*** to the business references that are identified in *Section 4.3.2*.

Verizon Wireless Response:

Verizon Wireless has provided Attachment E, Reference Questionnaire to the references identified. These companies have agreed to act as references for our wireless services and will determine what information they will share with you when contacted by the entity.

4.3.4 The company identified as the business reference must submit the Reference Questionnaire directly to the Purchasing Division.

Verizon Wireless Response:

Verizon Wireless has provided the requirements of submitting the responses to the Reference Questionnaire directly to the Purchasing Division to each organization that has agreed to participate.

4.3.5 It is the vendor's responsibility to ensure that completed forms are received by the Purchasing Division on or before the deadline as specified in ***Section 8, RFP Timeline*** for inclusion in the evaluation process. Reference Questionnaires not received, or not complete, may adversely affect the vendor's score in the evaluation process.

Verizon Wireless Response:

Noted and Understood.

4.3.6 The State reserves the right to contact and verify any and all references listed regarding the quality and the degree of satisfaction for such performance.

Verizon Wireless Response:

Verizon Wireless has provided point of contact information for companies that have agreed to act as references for our wireless services. These companies will determine what information they will share with you when contacted by the entity.

4.4 VENDOR STAFF RESUMES

Vendors must include in their proposal response resumes for key personnel/staff to be responsible for performance of any contract resulting from this RFP.

Verizon Wireless Response:

Verizon Wireless will provide WSCA with designated points of contacts to assist with customer service and technical issues. Your service team may be dedicated to several other Government customers, in addition to WSCA.

Verizon Wireless' current WSCA Contract Manager, RJ Fenolio, has 16 years of wireless service and management experience, of which 6 years have been spent successfully managing Verizon Wireless' current WSCA agreement. Mr. Fenolio is intimately familiar with the terms of the agreement and the unique requirements of WSCA and its Participating Entities. His extensive background in the communications industry has resulted in a comprehensive knowledge of the wireless industry. Mr. Fenolio contact information is:

8350 E. Crescent Pkwy Ste. 200
Greenwood Village, CO 80111
Phone: 702-283-2200
Email: RJ.Fenolio@Verizonwireless.com

Overview of Responsibilities:
Leads effort to negotiate contract with WSCA and all respective States wishing to participate on the WSCA contract. Works closely with in supporting Sales reps and Customer Service teams on product presentations, strategic plans, customer concerns, procurement, trouble-shooting, and process improvements. Represents company at trade association meetings to promote Verizon Wireless.

Below is the list of staff that may be involved with your account.

Government Account Executive
Overview of responsibilities:
Responsible for sales and customer support to government accounts within assigned geographic territory. Expertise includes consultative support, sales presentations, training, problem resolution, and calling plan analysis. Provides follow-up training for new customers, handles equipment issues, performs rate plan analysis, explains billing and interacts with Business Support Center on customer service issues.

The Government Account Executive will provide quarterly reviews for SDCOE and/or each of the 42 districts upon request. During this account review, Verizon Wireless can identify opportunities to save money and provide valuable recommendations and pertinent account information. Quarterly reviews can save SDCOE time usually spent reviewing and researching accounts by highlighting your student's

usage habits, equipment needs and upgrade opportunities. These business reviews are interactive allowing SDCOE an opportunity to strategize with your Government Account Executive on your current and future requirements.

Data Sales Manager
Overview of responsibilities:
Responsible for ongoing cross channel data training and sales support. Conducts sales meetings and executive briefings with potential and existing customers to establish strong working relationships and promote the quality of Verizon Wireless data products and services. Manages data presentations and summits. Ensure that customers and prospective customers are treated with the highest levels of courtesy and professionalism. Resolves customer issues in a timely manner. Remains current on all wireless products and services, industry and competitive trends.

Business Sales Manager
Overview of Responsibilities:
Trains sales team on new products, services and selling skills to ensure team is fully versed in Verizon Wireless products and services and ready to represent Verizon Wireless in the highest professional manner. Represents company at trade association meetings to promote Verizon Wireless and increase presence in the community by developing relationships through chambers of commerce. Ensures that customers and prospective customers are treated with the highest levels of courtesy and professionalism. Resolves customer issues in a timely manner.

Data Sales Manager
Overview of responsibilities:
Responsible for leading, managing and motivating a team of data professionals by leveraging products and services while collaborating with other management teams. Conducts sales meetings and executive briefings with potential and existing customers to establish strong working relationships and promote the quality of Verizon Wireless data products and services. Manages data presentations and summits. Ensure that customers are treated with the highest levels of courtesy and professionalism. Resolves customer issues in a timely manner
Develops, trains and coaches sales team.

Associate Director, Government
Overview of Responsibilities:
Works with sales team and clients on contract negotiations. Represents company at trade association meetings to promote Verizon Wireless and increase presence in the community by developing relationships through chambers of commerce. Responsible for managing the overall operations and budget. Ensures that customers and prospective customers are treated with the highest levels of courtesy and professionalism. Resolves customer issues in a timely and empathetic manner.

Verizon Wireless will identify the account team members who will service the WSCA account subsequent to contract award. Although our goal is continuity of the Verizon Wireless account team, we cannot guarantee that changes in personnel and staffing assignments will not occur during the term of WSCA's contract. The structuring of the government accounts customer service organization enables all members of the government account customer service team to be cross-trained on all accounts with the goal of each customer receiving the same comprehensive professional customer service.

However, the chart below lists the roles and typical experience of a Customer Service and Technical Specialist.

The support team for our government accounts is typically as follows:

Position	Typical Experience	Role
Account Liaison (AL)	2-4 years	Direct customer contact, order inquiries, technical support, customer service, monthly bill review and regular account review. Responsible for support for billing, reporting internally and with customer and any third party wireless management suppliers. Overall administrative and sales support for national account customer.
Technical Specialist	3-5 years	Essential knowledge of cellular networking, switch operations, and data applications. Investigate, diagnose, and resolve customer inquiries. Troubleshoot roaming issues, support 800 line specialists, Company Stores, and roaming partners.
Customer Service Representative	4 years	Business-to-Business sales/management experience. Implement voice and data applications and resolve daily operational issues.
Data Sales Engineer	5 years	Essential knowledge of and support for sales, design and implementation of data applications and solutions. Assists the Account Manager on an "as needed" basis.
Wireless Data Technical Support Team	5 years	Team with specialized knowledge of cellular networking, switch operations, especially focused on data applications and solutions. Investigate, diagnose, and resolve customer inquiries. Coordinates trouble resolution with Verizon Wireless Network Repair Bureau, suppliers and wireless solution partners.

Members of the Verizon Wireless Advanced Technologies Group are available to assist with data applications and solutions as needed.

Such personnel to be determined will service the WSCA account following contract award, but may be replaced, supplemented or changed in the sole discretion of Verizon Wireless.

5. COST

5.1 Vendors must provide detailed pricing for all costs associated with the responsibilities and related services. Clearly specify the nature of all expenses anticipated. Vendors must also state the discount percentage from their product line's price for other items. This discount percentage may be considered during the award of this contract. Percentage off balance of the line must be listed in the cost proposal. See Attachment H, Pricing Schedules.

Verizon Wireless Response:

As requested by WSCA, Verizon Wireless has presented pricing offers in accordance with pricing plan set forth in Attachment H. Verizon Wireless acknowledges that the attainment tier discounts reflected in the pricing for both options will remain set for the term of the agreement.

6. PAYMENT

6.1 Upon review and acceptance by the State, payments for invoices are normally made within 45-60 days of receipt, providing all required information, documents and/or attachments have been received. This may vary by participating entity.

Verizon Wireless Response:

Verizon Wireless will bill the entity on a monthly basis for all government subscriber charges and for any applicable taxes, surcharges, and fees. Monthly access fees and features are generally billed in advance, while airtime overage and other usage rates or charges are usually billed in arrears. Monthly billing periods may vary in length and do not necessarily correspond to calendar months. All undisputed charges are due and payable within thirty (30) days from the original bill date. Amounts due and not received on or before the due date shall incur a late payment fee of up to one and one-half percent (1.5%) per month (eighteen percent (18%) annually), or five dollars ($5) per month, whichever is greater, on unpaid balances.

6.2 The State does not issue payment prior to receipt of goods or services.

Verizon Wireless Response:

Noted and Understood.

6.3 The vendor must bill the State as outlined in the approved contract and/or payment schedule.

Verizon Wireless Response:

Noted and Understood.

6.4 Vendors may propose an alternative payment option. Alternative payment options must be listed on ***Attachment B2, Cost Proposal Certification of Compliance with Terms and Conditions of the RFP***. Alternative payment options will be considered if deemed in the best interest of the State, project or service solicited herein.

Verizon Wireless Response:

Noted and Understood.

7. WRITTEN QUESTIONS AND ANSWERS

In addition to a pre-proposal conference, the Purchasing Division will accept questions and/or comments in writing regarding this RFP.

7.1 QUESTIONS AND ANSWERS

7.1.1 The RFP/RFQ Question Submittal Form is located on the Services RFP/RFQ Opportunities webpage at http://purchasing.state.nv.us/services/sdocs.htm. Select this RFP number and the "Question" link.

Verizon Wireless Response:

Noted and Understood.

7.1.2 The deadline for submitting questions is as specified in ***Section 8, RFP Timeline***.

Verizon Wireless Response:

Noted and Understood.

7.1.3 All questions and/or comments will be addressed in writing and responses e-mailed or faxed to prospective vendors on or about the date specified in ***Section 8, RFP Timeline***.

Verizon Wireless Response:

Noted and Understood.

8. RFP TIMELINE

The following represents the proposed timeline for this project. All times stated are Pacific Time (PT).

TASK	*DATE/TIME*
Pre-Proposal Conference Trump International Towers, Las Vegas, NV 1:00 p.m. – 3:00 p.m.	February 23, 2011
Deadline for submitting questions	March 2, 2011 @ 2:00 PM
Answers posted to website	On or about March 18, 2011
Deadline for submittal of Reference Questionnaires	**No later than 4:30 PM on March 27, 2011**
Deadline for submission and opening of proposals	**No later than 2:00 PM on March 28, 2011**
Evaluation period (approximate time frame)	March 28 – May 13, 2011
Vendor Presentations (approximate time frame)	May 30 – June 3, 2011
Selection of vendor(s)/Send Letter(s) of Intent	On or about June 10, 2011
Execution of new contract	November 1, 2011
Contract roll-out/transition	November 1, 2011 – October 31, 2012

NOTES: ***These dates represent a tentative schedule of events. The State reserves the right to modify these dates at any time.***

The State also reserves the right to forego vendor presentations and select vendor(s) based on the written proposals.

Verizon Wireless Response:

Noted and Understood.

Deadline for submission and opening for proposal updated in Amendment #2, date March 22, 2011 to reflect a new date of April 4, 2011.

9. PROPOSAL RESPONSE SUBMISSION REQUIREMENTS, FORMAT AND CONTENT

9.1 GENERAL SUBMISSION REQUIREMENTS

Vendors' proposals must be packaged and submitted in counterparts; therefore, vendors must pay close attention to the submission requirements. Proposals will have a technical response, which may be composed of two (2) parts in the event a vendor determines that a portion of their technical response qualifies as "confidential" as defined within ***Section 2, Acronyms/Definitions***.

Verizon Wireless Response:

Noted and Understood.

If complete responses cannot be provided without referencing confidential information, such confidential information must be provided in accordance with ***Section 9.3, Part I B – Confidential Technical and Section 9.5, Part III – Confidential Financial.*** Specific references made to the tab, page, section and/or paragraph where the confidential information can be located must be identified on ***Attachment A, Confidentiality of Proposals and Certification of Indemnification***.

Verizon Wireless Response:

Noted and Understood.

The remaining sections are Cost Proposal and Confidential Financial. Vendors may submit their proposal broken out into the three (3) sections as required, or four (4) sections if confidential technical information is included, in a single box or package for shipping purposes.

Verizon Wireless Response:

Noted and Understood.

The required CDs must contain a file that is an ***exact*** duplicate of the technical and cost proposals; the electronic files must follow the format and content section for the technical response and cost proposal. Detailed instructions on proposal submission and packaging follows and vendors must submit their proposals as identified in the following sections. Proposals and CDs that do not comply with the following requirements may be deemed non-responsive and rejected at the State's discretion.

Verizon Wireless Response:

Noted and Understood.

9.1.1 All information is to be completed as requested.

Verizon Wireless Response:

Noted and Understood.

9.1.2 Each section within the technical proposal and cost proposal must be separated by clearly marked tabs with the appropriate section number and title as specified in the following sections.

Verizon Wireless Response:

Noted and Understood.

9.1.3 Although it is a public opening, only the names of the vendors submitting proposals will be announced NRS §333.335(6). Technical and cost details about proposals submitted will not be disclosed. Assistance for handicapped, blind or hearing-impaired persons who wish to attend the RFP opening is available. If special arrangements are necessary, please notify the Purchasing Division designee as soon as possible and at least two (2) days in advance of the opening.

Verizon Wireless Response:

Noted and Understood.

9.1.4 If discrepancies are found between two (2) or more copies of the proposal, the master copy will provide the basis for resolving such discrepancies. If one (1) copy of the proposal is not clearly marked "MASTER," the State may reject the proposal. However, the State may at its sole option, select one (1) copy to be used as the master.

Verizon Wireless Response:

Noted and Understood.

9.1.5 For ease of evaluation, the proposal should be presented in a format that corresponds to and references sections outlined within this RFP and must be presented in the same order. Written responses must be placed immediately following the applicable RFP questions, statement and/or section and must be

presented in a style/format that is easily distinguishable from RFP language. Exceptions/assumptions to this will be considered during the evaluation process.

Verizon Wireless Response:

Noted and Understood.

9.1.6 Proposals are to be prepared in such a way as to provide a straightforward, concise delineation of capabilities to satisfy the requirements of this RFP. Expensive bindings, colored displays, promotional materials, etc., are not necessary or desired. Emphasis should be concentrated on conformance to the RFP instructions, responsiveness to the RFP requirements, and on completeness and clarity of content.

Verizon Wireless Response:

Noted and Understood.

Unnecessarily elaborate responses beyond what is sufficient to present a complete and effective response to this RFP are not desired and may be construed as an indication of the proposer's lack of environmental and cost consciousness. Unless specifically requested in this RFP, elaborate artwork, corporate brochures, lengthy narratives, expensive paper, specialized binding, and other extraneous presentation materials are neither necessary nor desired.

Verizon Wireless Response:

Noted and Understood.

The State of Nevada, in its continuing efforts to reduce solid waste and to further recycling efforts requests that proposals, to the extent possible and practical:

9.1.6.1 Be submitted on recycled paper;
9.1.6.2 Not include pages of unnecessary advertising;
9.1.6.3 Be printed on both sides of each sheet of paper; and
9.1.6.4 Be contained in re-usable binders rather than with spiral or glued bindings.

Verizon Wireless Response:

Noted and Understood.

9.1.7 For purposes of address questions concerning this RFP, the sole contact will be the Purchasing Division as specified on Page 1 of this RFP. Upon issuance of this RFP, other employees and representatives of the agencies identified in the RFP will not answer questions or otherwise discuss the contents of this RFP with any prospective vendors or their representatives. Failure to observe this restriction may result in disqualification of any subsequent proposal NAC §333.155(3). This restriction does not preclude discussions between affected parties for the purpose of conducting business unrelated to this procurement.

Verizon Wireless Response:

Noted and Understood.

9.1.8 Any vendor who believes proposal requirements or specifications are unnecessarily restrictive or limit competition may submit a request for administrative review, in writing, to the Purchasing Division. To be considered, a request for review must be received no later than the deadline for submission of questions.

Verizon Wireless Response:

Noted and Understood.

The Purchasing Division shall promptly respond in writing to each written review request, and where appropriate, issue all revisions, substitutions or clarifications through a written amendment to the RFP.

Verizon Wireless Response:

Noted and Understood.

Administrative review of technical or contractual requirements shall include the reason for the request, supported by factual information, and any proposed changes to the requirements.

Verizon Wireless Response:

Noted and Understood.

9.1.9 If a vendor changes any material RFP language, vendor's response may be deemed non-responsive (refer to NRS §333.311).

Verizon Wireless Response:

Noted and Understood.

9.2 PART I A – TECHNICAL PROPOSAL

9.2.1 Submission Requirements

9.2.1.1 Technical proposal must include:

A. One (1) original marked "MASTER";
B. One (1) "MASTER" CD with the technical proposal contents only. The CD must be packaged in a case and clearly labeled with the RFP No., vendor's name and Part I A, Technical Proposal;
C. Twelve (12) identical copies; and
D. The technical proposal ***must not include*** confidential technical information (refer to ***Section 9.3, Part I B, Confidential Technical***) or project costs. **Please note:** Confidential information, cost and/or pricing information contained in the technical proposal may cause the proposal to be rejected.

Verizon Wireless Response:

Noted and Understood.

9.2.2 Format and Content

9.2.2.1 Tab I – Title Page – the title page must include the following:

A. Part I A– Technical Proposal for: "Wireless Voice Service, Wireless Broadband Service, Accessories and Equipment"
B. Identify the band of services proposed upon, i.e., Wireless Voice Service, or Broadband Service, etc.
C. RFP No: 1907
D. Name and Address of the vendor
E. Proposal Opening Date: March 28, 2011
F. Proposal Opening Time: 2:00 PM

9.2.2.2 Tab II – Table of Contents

An accurate and updated table of contents must be provided.

9.2.2.3 Tab III – Vendor Information Sheet

The vendor information sheet completed with an original signature by an individual authorized to bind the organization must be included in this tab.

9.2.2.4 Tab IV – State Documents

The State documents tab must include the following:

A. The signature page from all amendments with an original signature by an individual authorized to bind the organization.
B. Attachment A – Confidentiality of Proposal and Certification of Indemnification with an original signature by an individual authorized to bind the organization.
C. Attachment C1 – Vendor Certifications with an original signature by an individual authorized to bind the organization.
D. A copy of vendor's Certificate of Insurance identifying the coverages and minimum limits currently in effect.
E. Copies of any vendor licensing agreements and/or hardware and software maintenance agreements, if applicable.
F. Copies of applicable certifications and/or licenses.

9.2.2.5 Tab V – Attachment B1

The Technical Proposal Certification of Compliance with Terms and Conditions of RFP with an original signature by an individual authorized to bind the organization must be included in this tab.

In order for any exceptions and/or assumptions to be considered they **MUST** be documented in detail in the tables in Attachment B1. The State will not accept additional exceptions and/or assumptions if submitted after the proposal submission deadline. Vendors must be specific. Nonspecific exceptions or assumptions may not be considered. If the exception or assumption requires a change in the terms or wording of the contract, the scope of work, or any incorporated documents, vendors must provide the specific language that is being proposed in Attachment B1

9.2.2.6 Tab VI – Section 3 - Scope of Work

Vendors must place their written response(s) in ***bold/italics*** immediately following the applicable RFP question, statement and/or section.

9.2.2.7 Tab VII – Section 4 – Company Background and References

Vendors must place their written response(s) in ***bold/italics*** immediately following the applicable RFP question, statement and/or section. This section must also include the requested information in ***Section 4.2, Subcontractor Information,*** if applicable.

9.2.2.8 Tab VIII – Other Informational Material

Vendors must include any other applicable reference material in this section clearly cross referenced with the proposal response.

Verizon Wireless Response:

Noted and Understood.

Deadline for submission and opening for proposal updated in Amendment #2, date March 22, 2011 to reflect a new date of April 4, 2011.

9.3 PART I B – CONFIDENTIAL TECHNICAL

Vendors only need to submit Part I B if the proposal includes any confidential technical information ***(Refer to Attachment A, Confidentiality of Proposal and Certification of Indemnification)***.

9.3.1 Submission Requirements, if confidential technical information is being submitted.

9.3.1.1 Confidential technical information must include:

A. One (1) original marked "MASTER"; and
B. Twelve (12) identical copies.

9.3.2 Format and Content

9.3.2.1 Tab I – Title Page – the title page must include the following:

A. Part I B – Technical Proposal for: "Wireless Voice Service, Wireless Broadband Service, Accessories and Equipment"
B. Identify the band of services proposed upon, i.e., Wireless Voice Service, or Broadband Service, etc.
C. RFP No: 1907
D. Name and Address of the vendor
E. Proposal Opening Date: March 28, 2011
F. Proposal Opening Time: 2:00 PM

9.3.2.2 Tabs – Confidential Technical
Vendors must have tabs in the confidential technical information that cross reference back to the technical proposal, as applicable.

Verizon Wireless Response:

Noted and Understood.

Deadline for submission and opening for proposal updated in Amendment #2, date March 22, 2011 to reflect a new date of April 4, 2011.

9.4 PART II – COST PROPOSAL

9.4.1 Submission Requirements

9.4.1.1 Cost Proposal must include:

A. One (1) original marked "MASTER";
B. Twelve (12) identical copies; and
C. One (1) CD with the cost proposal contents. The CD must be packaged in a case and clearly labeled with the RFP No, vendor's name and Part II – Cost Proposal.

9.4.1.2 The cost proposal must not be marked "confidential".

9.4.2 Format and Content

9.4.2.1 Tab I – Title Page – the title page must include the following:

A. Part II – Cost Proposal for: "Wireless Voice Service, Wireless Broadband Service, Accessories and Equipment".
B. Identify the band of services proposed upon, i.e., Wireless Voice Service, or Broadband Service, etc.
C. RFP No: 1907
D. Name and Address of the vendor
E. Proposal Opening Date: March 28, 2011
F. Proposal Opening Time: 2:00 PM

9.4.2.2 Tab II – Cost Proposal

Vendor's response for the cost proposal must be included in this tab.

9.4.2.3 Tab III – Attachment B2 – Cost Proposal Certification of Compliance with Terms and Conditions of RFP

Vendors must include the cost proposal Certification of Compliance with Terms and Conditions of RFP with an original signature by an individual authorized to bind the organization within this section.

Verizon Wireless Response:

Noted and Understood.

Deadline for submission and opening for proposal updated in Amendment #2, date March 22, 2011 to reflect a new date of April 4, 2011.

9.5 PART III – CONFIDENTIAL FINANCIAL

9.5.1 Submission Requirements

9.5.1.1 Confidential financial information must include:

A. One (1) original marked "MASTER"; and
B. One (1) identical copy.

9.5.2 Format and Content

9.5.2.1 Tab I – Title Page – the title page must include the following:

A. Part III – Confidential Financial Proposal for: "Wireless Voice Service, Wireless Broadband Service, Accessories and Equipment".
B. Identify the band of services proposed upon, i.e., Wireless Voice Service, or Broadband Service, etc.
C. RFP No: 1907
C. Name and Address of the vendor
D. Proposal Opening Date: March 28, 2011
E. Proposal Opening Time: 2:00 PM

9.5.2.2 Tab II – Financial Information and Documentation

A. Dun and Bradstreet Number
B. The completed Attachment F, State of Nevada Registration Substitute IRS Form W-9
C. The last two (2) years and current year interim:

1. Profit and Loss Statement
2. Balance Statement

Verizon Wireless Response:

Noted and Understood.

Deadline for submission and opening for proposal updated in Amendment #2, date March 22, 2011 to reflect a new date of April 4, 2011.

9.6 PROPOSAL PACKAGING

9.6.1 If the separately sealed technical and cost proposals as well as confidential technical information and confidential financial documentation, marked as required in ***Section 9.6.4 and Section 9.6.7,*** are enclosed in another container for mailing purposes, the outermost container must fully describe the contents of the package and be clearly marked as follows:

Teri Smith **State of Nevada, Purchasing Division** **515 E. Musser Street, Suite 300** **Carson City, NV 89701**	
RFP NO:	1907
PROPOSAL OPENING DATE:	April 4, 2011
PROPOSAL OPENING TIME:	2:00 PM
FOR:	Wireless Voice Service, Wireless Data Service, Accessories and Equipment
VENDOR'S NAME:	***Cellco Partnership d/b/a Verizon Wireless***

9.6.2 Vendors are encouraged to utilize the copy/paste feature of word processing software to replicate these labels for ease and accuracy of proposal packaging.

9.6.3 Proposals ***must be received at the address referenced below no later than the date and time specified in Section 8, RFP Timeline.*** Proposals that do not arrive by proposal opening time and date WILL NOT BE ACCEPTED. Vendors may submit their proposal any time prior to the above stated deadline.

9.6.4 The State will not be held responsible for proposal envelopes mishandled as a result of the envelope not being properly prepared. Facsimile, e-mail, or telephone proposals will NOT be considered; however, at the State's discretion, the proposal may be submitted all or in part on electronic media, as requested within the RFP document. Proposal may be modified by facsimile, e-mail, or written notice provided such notice is received prior to the opening of the proposals.

9.6.5 The technical proposal shall be submitted to the State in a sealed package and be clearly marked as follows:

Teri Smith **State of Nevada, Purchasing Division** **515 E. Musser Street, Suite 300** **Carson City, NV 89701**	
RFP NO:	1907
PROPOSAL COMPONENT:	PART I A –TECHNICAL
PROPOSAL OPENING DATE:	April 4, 2011
PROPOSAL OPENING TIME:	2:00 PM

FOR:	Wireless Voice Service, Wireless Data Service, Accessories and Equipment
VENDOR'S NAME:	***Cellco Partnership d/b/a Verizon Wireless***

9.6.6 If applicable, confidential technical information shall be submitted to the State in a sealed package and be clearly marked as follows:

Teri Smith State of Nevada, Purchasing Division 515 E. Musser Street, Suite 300 Carson City, NV 89701	
RFP NO:	1907
PROPOSAL COMPONENT:	PART I B – CONFIDENTIAL TECHNICAL
PROPOSAL OPENING DATE:	April 4, 2011
PROPOSAL OPENING TIME:	2:00 PM
FOR:	Wireless Voice Service, Wireless Data Service, Accessories and Equipment
VENDOR'S NAME:	***Cellco Partnership d/b/a Verizon Wireless***

9.6.7 The cost proposal shall be submitted to the State in a sealed package and he clearly marked as follows:

Teri Smith State of Nevada, Purchasing Division 515 E. Musser Street, Suite 300 Carson City, NV 89701	
RFP NO:	1907
PROPOSAL COMPONENT:	PART II – COST
PROPOSAL OPENING DATE:	April 4, 2011
PROPOSAL OPENING TIME:	2:00 PM
FOR:	Wireless Voice Service, Wireless Data Service, Accessories and Equipment
VENDOR'S NAME:	***Cellco Partnership d/b/a Verizon Wireless***

9.6.8 Confidential financial information shall be submitted to the State in a sealed package and be clearly marked as follows:

Teri Smith State of Nevada, Purchasing Division 515 E. Musser Street, Suite 300 Carson City, NV 89701	
RFP NO:	1907

PROPOSAL COMPONENT:	PART III – CONFIDENTIAL FINANCIAL INFORMATION
PROPOSAL OPENING DATE:	April 4, 2011
PROPOSAL OPENING TIME:	2:00 PM
FOR:	Wireless Voice Service, Wireless Data Service, Accessories and Equipment
VENDOR'S NAME:	***Cellco Partnership d/b/a Verizon Wireless***

Verizon Wireless Response:

Noted and Understood.

Deadline for submission and opening for proposal updated in Amendment #2, date March 22, 2011 to reflect a new date of April 4, 2011.

10. PROPOSAL EVALUATION AND AWARD PROCESS

The information in this section does not need to be returned with the vendor's proposal response.

10.1 Proposals shall be consistently evaluated and scored in accordance with NRS §333.335(3) based upon the following criteria:

- Reasonableness of cost
- Demonstrated competence
- Experience in performance of comparable engagements
- Conformance with the terms of this RFP
- Expertise and availability of key personnel

Note: Financial stability will be scored on a pass/fail basis

- Presentations – Following the evaluation and scoring process specified above, the State may require vendors to make a presentation of their proposal to the evaluation committee or other State staff, as applicable. The State, at its option, may limit participation in vendor presentations based on scoring. NOTE: The State reserves the right to forego vendor presentations and select vendor(s) based on the written proposal.

Proposals shall be kept confidential until a contract is awarded.

10.2 The evaluation committee may also contact the references provided in response to the Section identified as Company Background and References; contact any vendor to clarify any response; contact any current users of a vendor's services; solicit information from any available source concerning any aspect of a proposal; and seek and review any other

information deemed pertinent to the evaluation process. The evaluation committee shall not be obligated to accept the lowest priced proposal, but shall make an award in the best interests of the State of Nevada NRS § 333.335(5).

10.3 Each vendor must include in its proposal a complete disclosure of any alleged significant prior or ongoing contract failures, contract breaches, any civil or criminal litigation or investigations pending which involves the vendor or in which the vendor has been judged guilty or liable. Failure to comply with the terms of this provision may disqualify any proposal. The State reserves the right to reject any proposal based upon the vendor's prior history with the State or with any other party, which documents, without limitation, unsatisfactory performance, adversarial or contentious demeanor, significant failure(s) to meet contract milestones or other contractual failures. See generally, NRS §333.335.

10.4 Clarification discussions may, at the state's sole option, be conducted with vendors who submit proposals determined to be acceptable and competitive NAC §333.165. Vendors shall be accorded fair and equal treatment with respect to any opportunity for discussion and/or written revisions of proposals. Such revisions may be permitted after submissions and prior to award for the purpose of obtaining best and final offers. In conducting discussions, there shall be no disclosure of any information derived from proposals submitted by competing vendors.

10.5 A Notification of Intent to Award shall be issued in accordance with NAC §333.170. Any award is contingent upon the successful negotiation of final contract terms and upon approval of the Board of Examiners, when required. Negotiations shall be confidential and not subject to disclosure to competing vendors unless and until an agreement is reached. If contract negotiations cannot be concluded successfully, the State upon written notice to all vendors may negotiate a contract with the next highest scoring vendor or withdraw the RFP.

10.6 Any contract resulting from this RFP shall not be effective unless and until approved by the Nevada State Board of Examiners (refer to NRS §333.700).

Verizon Wireless Response:

Noted and Understood.

11. TERMS AND CONDITIONS

11.1 PROCUREMENT AND PROPOSAL TERMS AND CONDITIONS

The information in this section does not need to be returned with the vendor's proposal response. However, if vendors have any exceptions and/or assumptions to any of the terms and conditions in this section, they MUST identify in detail their exceptions and/or assumptions on ***Attachment B1, Technical Proposal Certification of Compliance.*** In order for any exceptions and/or assumptions to be considered they **MUST** be documented in Attachment B1. The State will not accept additional exceptions and/or assumptions if submitted after the proposal submission deadline.

11.1.1 This procurement is being conducted in accordance with NRS Chapter 333 and NAC Chapter 333.

11.1.2 The State reserves the right to alter, amend, or modify any provisions of this RFP, or to withdraw this RFP, at any time prior to the award of a contract pursuant hereto, if it is in the best interest of the State to do so.

11.1.3 The State reserves the right to waive informalities and minor irregularities in proposals received.

11.1.4 For ease of responding to the RFP, vendors are encouraged to download the RFP from the Purchasing Division's website at http://purchasing.state.nv.us.

11.1.5 The failure to separately package and clearly mark ***Part I B and Part III*** – which contains confidential information, trade secrets and/or proprietary information, shall constitute a complete waiver of any and all claims for damages caused by release of the information by the State.

11.1.6 Proposals must include any and all proposed terms and conditions, including, without limitation, written warranties, maintenance/service agreements, license agreements and lease purchase agreements. The omission of these documents renders a proposal non-responsive.

11.1.7 The State reserves the right to reject any or all proposals received prior to contract award (NRS §333.350).

11.1.8 The State shall not be obligated to accept the lowest priced proposal, but will make an award in the best interests of the State of Nevada after all factors have been evaluated (NRS §333.335).

11.1.9 Any irregularities or lack of clarity in the RFP should be brought to the Purchasing Division designee's attention as soon as possible so that corrective addenda may be furnished to prospective vendors.

11.1.10 Descriptions on how any and all services and/or equipment will be used to meet the requirements of this RFP shall be given, in detail, along with any additional informational documents that are appropriately marked.

11.1.11 Alterations, modifications, or variations to a proposal may not be considered unless authorized by the RFP or by addendum or amendment.

11.1.12 Proposals which appear unrealistic in the terms of technical commitments, lack of technical competence, or are indicative of failure to comprehend the complexity and risk of this contract, may be rejected.

11.1.13 Proposals from employees of the State of Nevada will be considered if they do not conflict with the State Administrative Manual, NRS Chapter 281 and NRS Chapter 284.

11.1.14 Proposals may be withdrawn by written or facsimile notice received prior to the proposal opening time. Withdrawals received after the proposal opening time will not be considered except as authorized by NRS §333.350(2).

11.1.15 Prices offered by vendors in their proposals are an irrevocable offer for the term of the contract and any contract extensions. The awarded vendor agrees to provide the purchased services at the costs, rates and fees as set forth in their proposal in response to this RFP. No other costs, rates or fees shall be payable to the awarded vendor for implementation of their proposal.

11.1.16 The State is not liable for any costs incurred by vendors prior to entering into a formal contract. Costs of developing the proposal or any other such expenses incurred by the vendor in responding to the RFP, are entirely the responsibility of the vendor, and shall not be reimbursed in any manner by the State.

11.1.17 Proposals submitted per proposal submission requirements become the property of the State, selection or rejection does not affect this right; proposals will be returned only at the State's option and at the vendor's request and expense. The masters of the technical proposal, confidential technical proposal, cost proposal and confidential financial information of each response shall be retained for official files.

11.1.18 The Nevada Attorney General will not render any type of legal opinion regarding this transaction.

11.1.19 Any unsuccessful vendor may file an appeal in strict compliance with NRS §333.370 and Chapter 333 of the Nevada Administrative Code.

Verizon Wireless Response:

Noted and Understood.

11.2 CONTRACT TERMS AND CONDITIONS

The information in this section does not need to be returned with the vendor's proposal response. However, if vendors have any exceptions and/or assumptions to any of the terms and conditions in this section, they MUST identify in detail their exceptions and/or assumptions on ***Attachment B1, Technical Proposal Certification of Compliance.*** In order for any exceptions and/or assumptions to be considered they **MUST** be documented in Attachment B1. The State will not accept additional exceptions and/or assumptions if submitted after the proposal submission deadline.

11.2.1 Performance of vendors will be rated semi-annually following contract award and then annually for the term of the contract by the using State agency in six categories: customer service; timeliness; quality; technology; flexibility; and pricing. Vendors will be notified in writing of their rating.

11.2.2 The awarded vendor will be the sole point of contract responsibility. The State will look solely to the awarded vendor for the performance of all contractual obligations which may result from an award based on this RFP, and the awarded vendor shall not be relieved for the non-performance of any or all subcontractors.

11.2.3 The awarded vendor must maintain, for the duration of its contract, insurance coverages as set forth in the Insurance Schedule of the contract form appended to this RFP. Work on the contract shall not begin until after the awarded vendor has submitted acceptable evidence of the required insurance coverages. Failure to maintain any required insurance coverage or acceptable alternative method of insurance will be deemed a breach of contract.

11.2.4 Notwithstanding any other requirement of this section, the State reserves the right to consider reasonable alternative methods of insuring the contract in lieu of the insurance policies required by the attached Insurance Schedule. It will be the awarded vendor's responsibility to recommend to the State alternative methods of insuring the contract. Any alternatives proposed by a vendor should be accompanied by a detailed explanation regarding the vendor's inability to obtain insurance coverage as described within this RFP.

The State shall be the sole and final judge as to the adequacy of any substitute form of insurance coverage.

11.2.5 The State will not be liable for Federal, State, or Local excise taxes per NRS §372.325.

11.2.6 Attachment B1 and Attachment B2 of this RFP shall constitute an agreement to all terms and conditions specified in the RFP, except such terms and conditions that the vendor expressly excludes. Exceptions and assumptions will be taken into consideration as part of the evaluation process; however, vendors must be specific. Nonspecific exceptions or assumptions may not be considered.

11.2.7 The State reserves the right to negotiate final contract terms with any vendor selected NAC §333.170. The contract between the parties will consist of the RFP together with any modifications thereto, and the awarded vendor's proposal, together with any modifications and clarifications thereto that are submitted at the request of the State during the evaluation and negotiation process. In the event of any conflict or contradiction between or among these documents, the documents shall control in the following order of precedence: the final executed contract, any modifications and clarifications to the awarded vendor's proposal, the RFP, and the awarded vendor's proposal. Specific exceptions to this general rule may be noted in the final executed contract.

11.2.8 Local governments (as defined in NRS §332.015), are intended third party beneficiaries of any contract resulting from this RFP and any local government may join or use any contract resulting from this RFP subject to all terms and conditions thereof pursuant to NRS §332.195. The State is not liable for the obligations of any local government which joins or uses any contract resulting from this RFP.

11.2.9 Any person who requests or who requests or receives a Federal contract, grant, loan or cooperative agreement shall file with the using agency a certification that the person making the declaration has not made, and will not make, any payment prohibited by subsection (a) of 31 U.S.C. §1352.

11.2.10 Pursuant to NRS §613 in connection with the performance of work under this contract, the contractor agrees not to discriminate against any employee or applicant for employment because of race, creed, color, national origin, sex, sexual orientation or age, including, without limitation, with regard to employment, upgrading, demotion or transfer, recruitment or recruitment advertising, layoff or termination, rates of pay or other forms of

compensation, and selection for training, including, without limitation apprenticeship.

The contractor further agrees to insert this provision in all subcontracts, hereunder, except subcontracts for standard commercial supplies or raw materials.

Verizon Wireless Response:

Noted and Understood.

11.3 PROJECT TERMS AND CONDITIONS

The information in this section does not need to be returned with the vendor's proposal response. However, if vendors have any exceptions and/or assumptions to any of the terms and conditions in this section, they MUST identify in detail their exceptions and/or assumptions on ***Attachment B1, Technical Proposal Certification of Compliance.*** In order for any exceptions and/or assumptions to be considered they **MUST** be documented in Attachment B1. The State will not accept additional exceptions and/or assumptions if submitted after the proposal submission deadline.

11.3.1 Award of Related Contracts

11.3.1.1 The State may undertake or award supplemental contracts for work related to this project or any portion thereof. The contractor shall be bound to cooperate fully with such other contractors and the State in all cases.

11.3.1.2 All subcontractors shall be required to abide by this provision as a condition of the contract between the subcontractor and the prime contractor.

11.3.2 Products and/or Alternatives

11.3.2.1 The vendor shall not propose an alternative that would require the State to acquire hardware or software or change processes in order to function properly on the vendor's system unless vendor included a clear description of such proposed alternatives and clearly mark any descriptive material to show the proposed alternative.

11.3.2.2 An acceptable alternative is one the State considers satisfactory in meeting the requirements of this RFP.

11.3.2.3 The State, at its sole discretion, will determine if the proposed alternative meets the intent of the original RFP requirement.

11.3.3 State Owned Property

The awarded vendor shall be responsible for the proper custody and care of any State owned property furnished by the State for use in connection with the performance of the contract and will reimburse the State for any loss or damage.

11.3.4 Inspection/Acceptance of Work

11.3.4.1 It is expressly understood and agreed all work done by the contractor shall be subject to inspection and acceptance by the State.

11.3.4.2 Any progress inspections and approval by the State of any item of work shall not forfeit the right of the State to require the correction of any faulty workmanship or material at any time during the course of the work and warranty period thereafter, although previously approved by oversight.

11.3.4.3 Nothing contained herein shall relieve the contractor of the responsibility for proper installation and maintenance of the work, materials and equipment required under the terms of the contract until all work has been completed and accepted by the State.

11.3.5 Completion of Work

Prior to completion of all work, the contractor shall remove from the premises all equipment and materials belonging to the contractor. Upon completion of the work, the contractor shall leave the site in a clean and neat condition satisfactory to the State.

11.3.6 Right to Publish

No announcement concerning the award of a contract as a result of this RFP can be made without prior written approval of the State.

Verizon Wireless Response:

Noted and Understood.

COVERAGE MAP

THE LARGEST HIGH-SPEED WIRELESS NETWORK IN AMERICA.

4G LTE Markets and 3G Data Coverage Map - with over 130 additional 4G LTE markets launching in 2011.

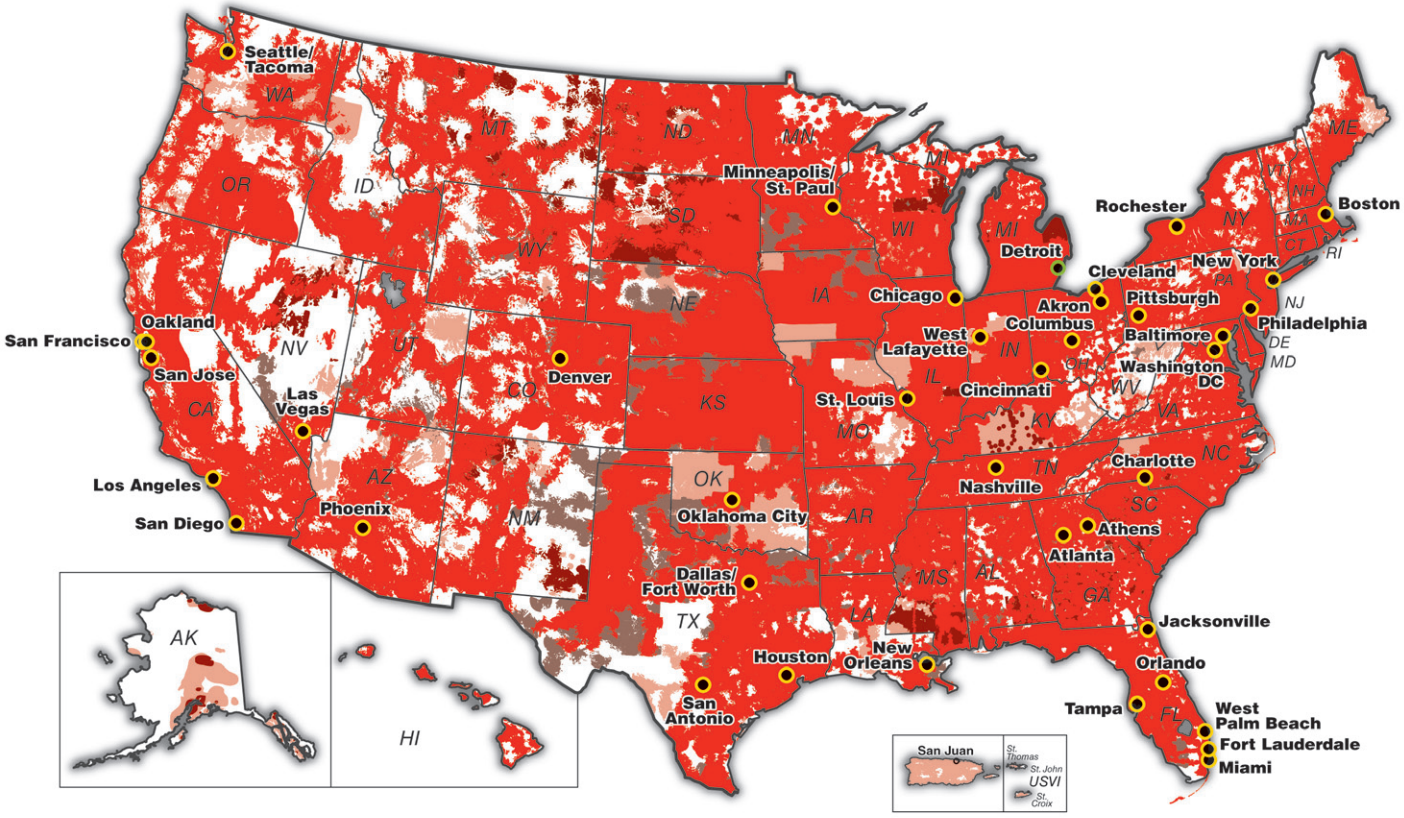

4G Markets and 3G Data Coverage Map

Map Key

- 4G Market
- Future 4G Market
- 3G Data Coverage
- 1X Data Coverage
- Extended 3G Data Coverage
- Extended 1X Data Coverage
- Data Coverage Not Available

Enhanced Services

	3G/4G	1X	3G Ext	1X Ext
Mobile Broadband	✓		✓	
NationalAccess		✓		✓
V CAST - Video/Music	✓		✓	
Email/Web/Messaging	✓	✓	✓	✓
VZ Navigator/Family Locator	✓	✓		
Push to Talk	✓	✓		
BlackBerry Push to Talk	✓	✓	✓	✓
Prepaid Data	✓	✓		

For an airport list and the most up-to-date list of 4G markets, visit verizonwireless.com/4GLTE

Important Map Information:
This map does not guarantee coverage. This map depicts predicted and approximate wireless coverage, and may contain areas with limited or no service. Even whithin a coverage area, many factors, including network capacity, your device, terrain, proximity to buildings, foliage and weather, may affect availability and quality of service. The Nationwide, Canada, and Mexico Rate and Coverage Areas may include networks run by other carriers; some of the coverage depicted is based on their information and public sources and we cannot guarantee its accuracy. See verizonwireless.com/coveragelocator for additional information.

Headset Banner Information
"Extended Network" or "Roaming": Included Features and Optional Services may not be available.

Plans and features are subject to additional terms and conditions. Please review the Your Business Guide or speak to a Verizon Wireless Sales Representative for more information.
Network details & coverage maps at vzw.com ©2011 Verizon Wireless

COVERAGE MAP

THE SIGNAL. YOURS TO COMMAND.

The network. 80 million strong.

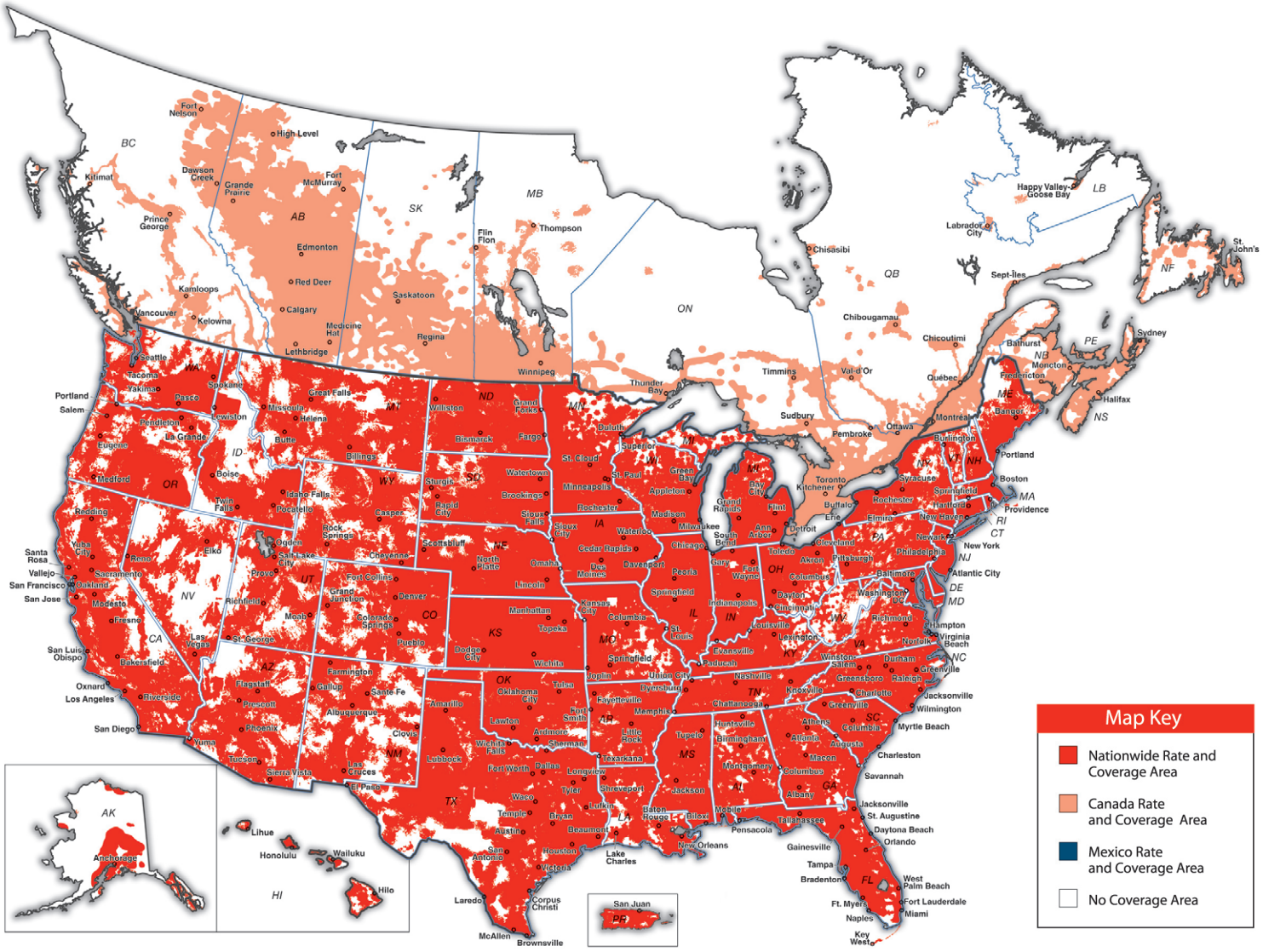

Rate and Coverage Area Map

Verizon Wireless Nationwide, Nationwide Plus Canada and Nationwide Plus Mexico

Find your business specialist today at findmyvzwrep.com.

Important Map Information:
This map does not guarantee coverage. This map depicts predicted and approximate wireless coverage, and may contain areas with limited or no service. Even whithin a coverage area, many factors, including network capacity, your device, terrain, proximity to buildings, foliage and weather, may affect availability and quality of service. The Nationwide, Canada, and Mexico Rate and Coverage Areas may include networks run by other carriers; some of the coverage depicted is based on their information and public sources and we cannot guarantee its accuracy. See verizonwireless.com/coveragelocator for additional information.

Headset Banner Information
"Extended Network" or "Roaming": Included Features and Optional Services may not be available.

Plans and features are subject to additional terms and conditions. Please review the Your Business Guide or speak to a Verizon Wireless Sales Representative for more information.
Network details & coverage maps at vzw.com. ©2011 Verizon Wireless

0211-D2898

4G LTE

THE FASTEST 4G NETWORK IN AMERICA

Verizon National 3G Coverage/4G Markets

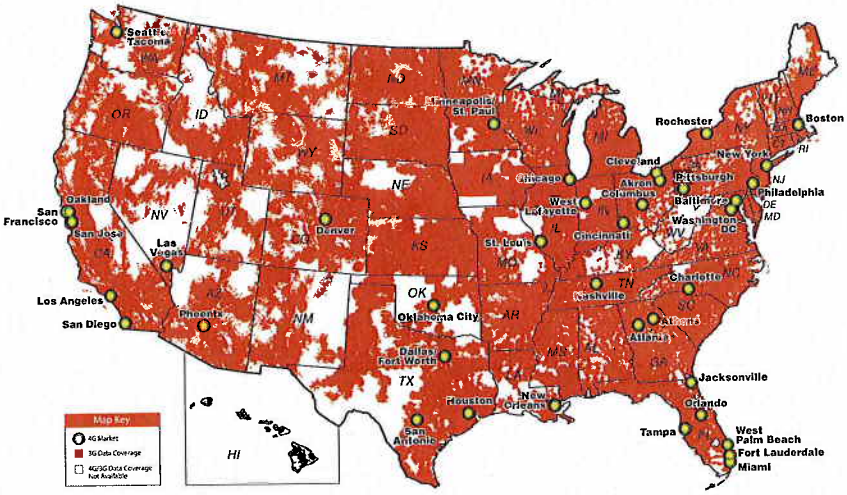

AT&T 3G Coverage (No 4G Markets)

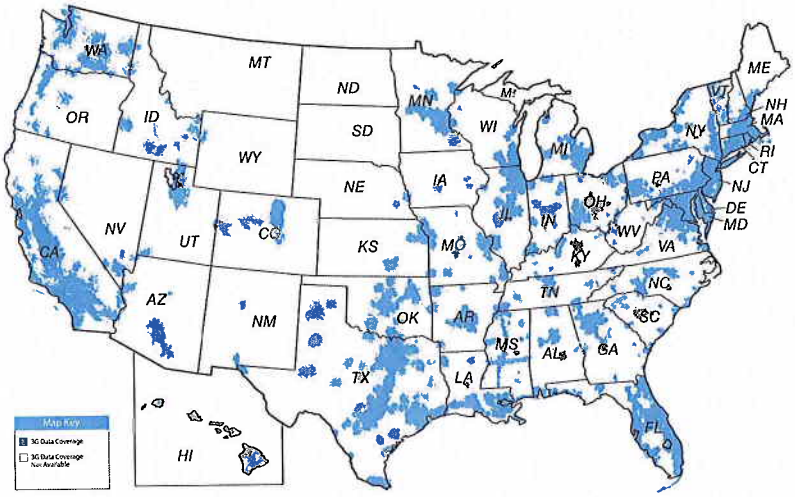

Verizon now has 4G service. AT&T doesn't.

verizon

This map is not a guarantee of coverage., contains areas with no service, and is a general prediction of where rates and outdoor coverage apply based on internal data. Wireless service is subject to limitations, particularly near country borders, coverage boundaries and remote areas. Equipment, topography and environmental considerations also affect service, which may vary significantly within buildings. More recent 3G coverage may be available at verizonwireless.com/bbacoverage. LTE is a trademark of ETSI. ©2010 Verizon Wireless.

1210-C9696

WANT THE MOST 3G COVERAGE IN AMERICA?

There's A Map For That.

Verizon Wireless

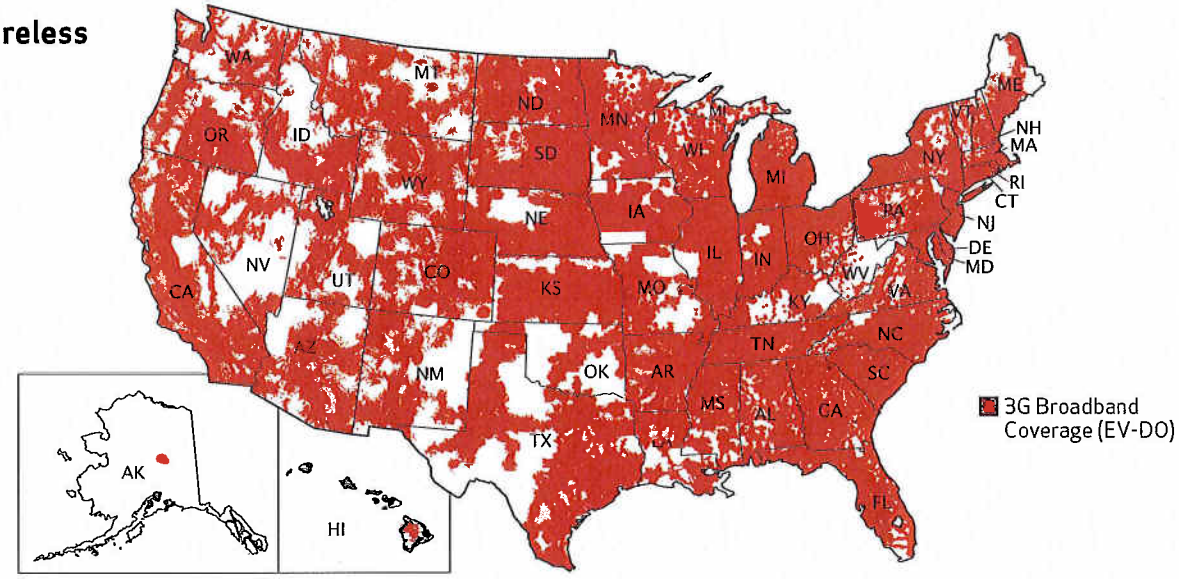

AT&T

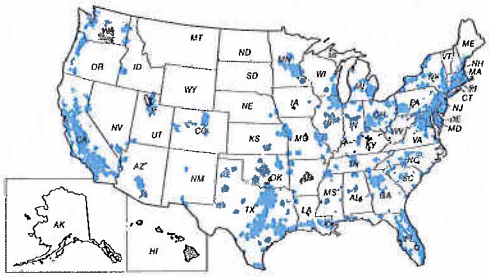

3G Broadband Coverage (HSPA)

Sprint

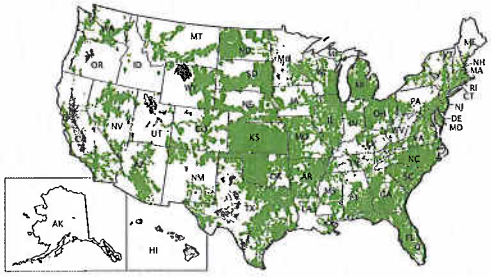

3G Broadband Coverage (EV-DO)

T-Mobile

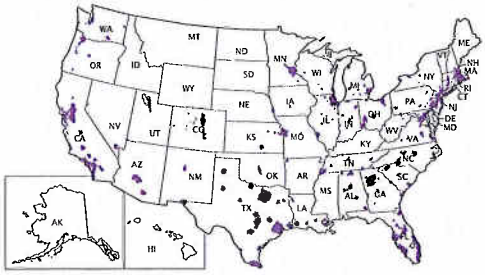

3G Broadband Coverage (HSPA)

Voice & data service available outside 3G coverage area. The red shows the approximate 3G coverage of Verizon Wireless. The competitors' approximate 3G coverage is from publicly available information gathered prior to February 2010. This does not show exact coverage. Wireless service is subject to network and transmission limitations, particularly near boundaries and in remote areas. Customer device, weather, topography, and other environmental considerations affect service, which may vary significantly in buildings. More recent 3G coverage may be available at verizonwireless.com/bbacoverage, wireless.att.com/coverageviewer, sprint.com/coverage and t-mobile.com/coverage. ©2010 Verizon Wireless.

0710-C5194

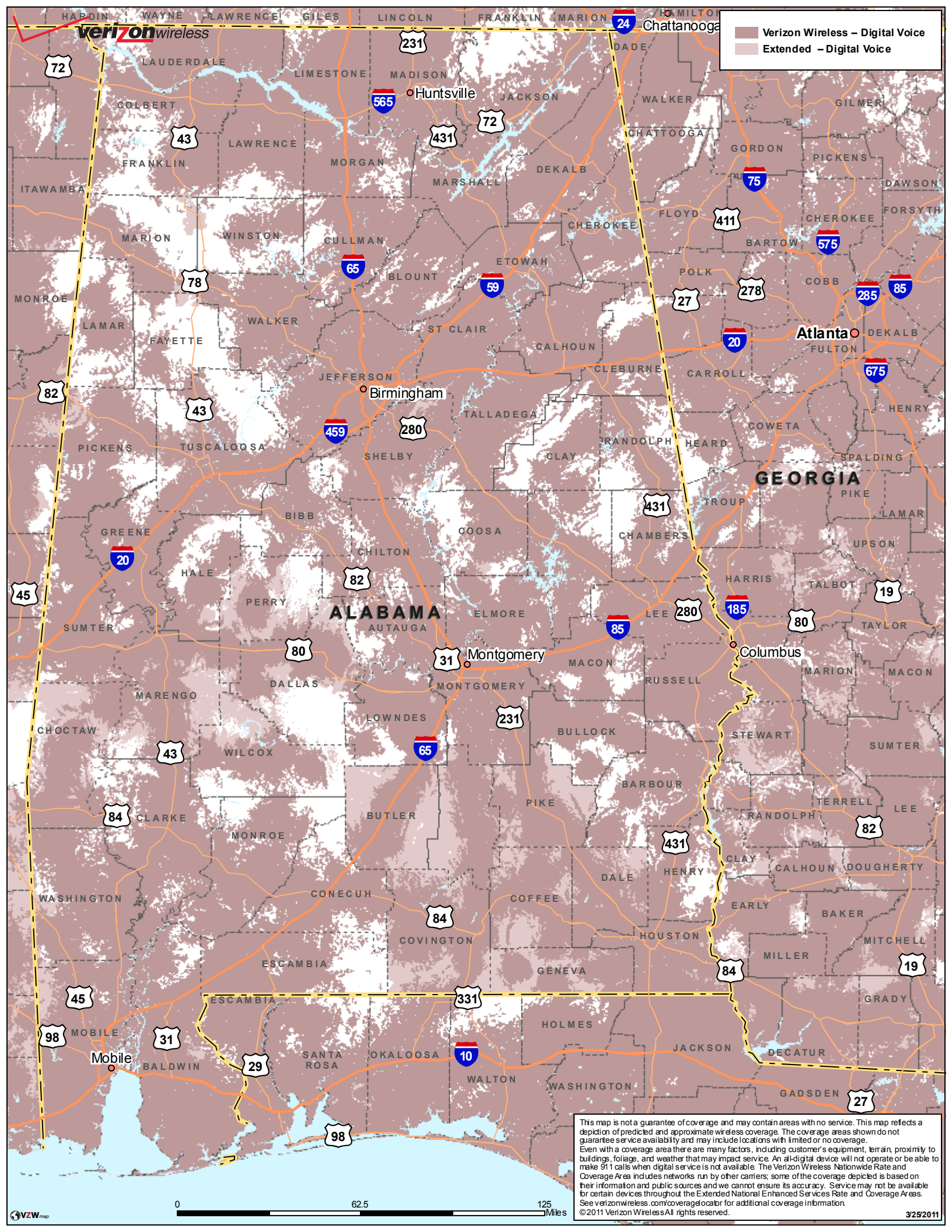
verizon wireless
Verizon Wireless – Digital Voice
Extended – Digital Voice
ALABAMA
GEORGIA
Huntsville
Birmingham
Montgomery
Mobile
Chattanooga
Atlanta
Columbus
HARDIN
WAYNE
LAWRENCE
GILES
LINCOLN
FRANKLIN
MARION
HAMILTON
DADE
LAUDERDALE
LIMESTONE
MADISON
JACKSON
WALKER
GILMER
COLBERT
CHATTOOGA
GORDON
PICKENS
FRANKLIN
MORGAN
DEKALB
MARSHALL
DAWSON
ITAWAMBA
FLOYD
CHEROKEE
FORSYTH
MARION
WINSTON
CULLMAN
BARTOW
ETOWAH
BLOUNT
POLK
COBB
MONROE
LAMAR
WALKER
ST CLAIR
FAYETTE
CALHOUN
DEKALB
FULTON
CLEBURNE
CARROLL
JEFFERSON
HENRY
TALLADEGA
COWETA
PICKENS
TUSCALOOSA
SHELBY
RANDOLPH
HEARD
CLAY
SPALDING
PIKE
TROUP
LAMAR
BIBB
GREENE
COOSA
CHAMBERS
UPSON
CHILTON
HALE
HARRIS
TALBOT
PERRY
ELMORE
LEE
TAYLOR
SUMTER
AUTAUGA
MACON
MARION
MACON
DALLAS
MONTGOMERY
RUSSELL
MARENGO
LOWNDES
BULLOCK
STEWART
SUMTER
CHOCTAW
WILCOX
BARBOUR
TERRELL
LEE
CLARKE
BUTLER
PIKE
RANDOLPH
MONROE
CLAY
CALHOUN
DOUGHERTY
DALE
HENRY
WASHINGTON
CONECUH
COFFEE
EARLY
BAKER
COVINGTON
HOUSTON
MITCHELL
ESCAMBIA
MILLER
GENEVA
GRADY
ESCAMBIA
HOLMES
MOBILE
JACKSON
DECATUR
BALDWIN
SANTA ROSA
OKALOOSA
WALTON
WASHINGTON
GADSDEN
0
62.5
125
Miles
VZW map
This map is not a guarantee of coverage and may contain areas with no service. This map reflects a depiction of predicted and approximate wireless coverage. The coverage areas shown do not guarantee service availability and may include locations with limited or no coverage.
Even with a coverage area there are many factors, including customer's equipment, terrain, proximity to buildings, foliage, and weather that may impact service. An all-digital device will not operate or be able to make 911 calls when digital service is not available. The Verizon Wireless Nationwide Rate and Coverage Area includes networks run by other carriers; some of the coverage depicted is based on their information and public sources and we cannot ensure its accuracy. Service may not be available for certain devices throughout the Extended National Enhanced Services Rate and Coverage Areas.
See verizonwireless.com/coveragelocator for additional coverage information.
©2011 Verizon Wireless All rights reserved.
3/25/2011

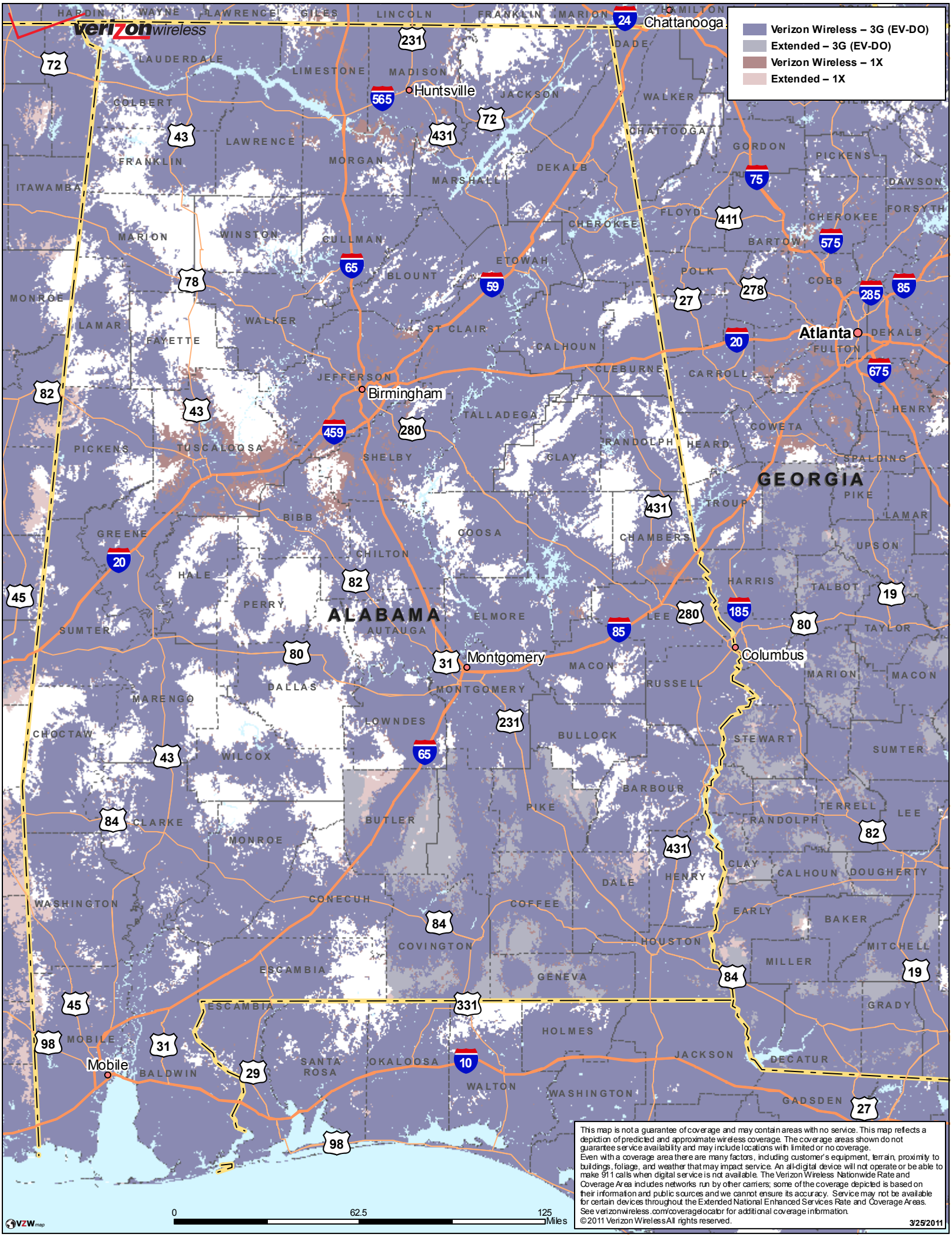

This map is not a guarantee of coverage and may contain areas with no service. This map reflects a depiction of predicted and approximate wireless coverage. The coverage areas shown do not guarantee service availability and may include locations with limited or no coverage.
Even with a coverage area there are many factors, including customer's equipment, terrain, proximity to buildings, foliage, and weather that may impact service. An all-digital device will not operate or be able to make 911 calls when digital service is not available. The Verizon Wireless Nationwide Rate and Coverage Area includes networks run by other carriers; some of the coverage depicted is based on their information and public sources and we cannot ensure its accuracy. Service may not be available for certain devices throughout the Extended National Enhanced Services Rate and Coverage Areas. See verizonwireless.com/coveragelocator for additional coverage information.
©2011 Verizon Wireless All rights reserved.
3/25/2011

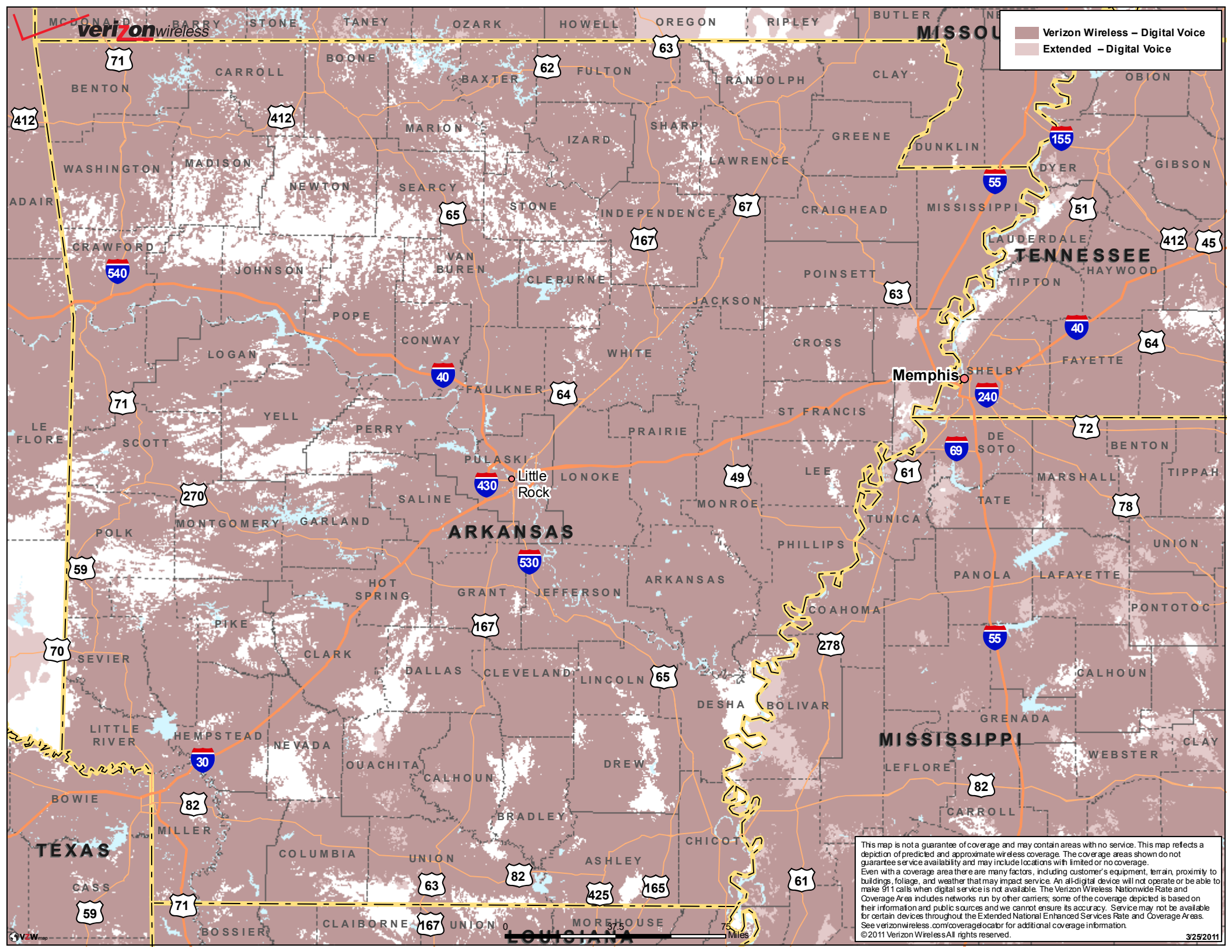
verizon wireless
Verizon Wireless – Digital Voice
Extended – Digital Voice
MISSOU
ARKANSAS
TENNESSEE
MISSISSIPPI
TEXAS
LOUISIANA
Little Rock
Memphis
MCDONALD
BARRY
STONE
TANEY
OZARK
HOWELL
OREGON
RIPLEY
BUTLER
BENTON
CARROLL
BOONE
BAXTER
FULTON
RANDOLPH
CLAY
OBION
MARION
SHARP
IZARD
GREENE
DUNKLIN
DYER
GIBSON
WASHINGTON
MADISON
NEWTON
SEARCY
LAWRENCE
ADAIR
STONE
INDEPENDENCE
CRAIGHEAD
MISSISSIPPI
LAUDERDALE
CRAWFORD
JOHNSON
VAN BUREN
CLEBURNE
POINSETT
TIPTON
HAYWOOD
JACKSON
POPE
CONWAY
WHITE
CROSS
LOGAN
FAULKNER
SHELBY
FAYETTE
ST FRANCIS
YELL
PERRY
PRAIRIE
LE FLORE
SCOTT
PULASKI
LONOKE
DE SOTO
BENTON
LEE
MARSHALL
TIPPAH
SALINE
MONROE
TATE
MONTGOMERY
GARLAND
TUNICA
POLK
PHILLIPS
UNION
HOT SPRING
GRANT
JEFFERSON
ARKANSAS
PANOLA
LAFAYETTE
COAHOMA
PONTOTOC
PIKE
SEVIER
CLARK
DALLAS
CLEVELAND
LINCOLN
CALHOUN
DESHA
BOLIVAR
GRENADA
LITTLE RIVER
HEMPSTEAD
NEVADA
OUACHITA
CALHOUN
DREW
LEFLORE
WEBSTER
CLAY
BOWIE
MILLER
BRADLEY
CARROLL
COLUMBIA
UNION
ASHLEY
CHICOT
CASS
BOSSIER
CLAIBORNE
UNION
MOREHOUSE
0
37.5
75
Miles
This map is not a guarantee of coverage and may contain areas with no service. This map reflects a depiction of predicted and approximate wireless coverage. The coverage areas shown do not guarantee service availability and may include locations with limited or no coverage.
Even with a coverage area there are many factors, including customer's equipment, terrain, proximity to buildings, foliage, and weather that may impact service. An all-digital device will not operate or be able to make 911 calls when digital service is not available. The Verizon Wireless Nationwide Rate and Coverage Area includes networks run by other carriers; some of the coverage depicted is based on their information and public sources and we cannot ensure its accuracy. Service may not be available for certain devices throughout the Extended National Enhanced Services Rate and Coverage Areas.
See verizonwireless.com/coveragelocator for additional coverage information.
©2011 Verizon Wireless All rights reserved.
3/25/2011

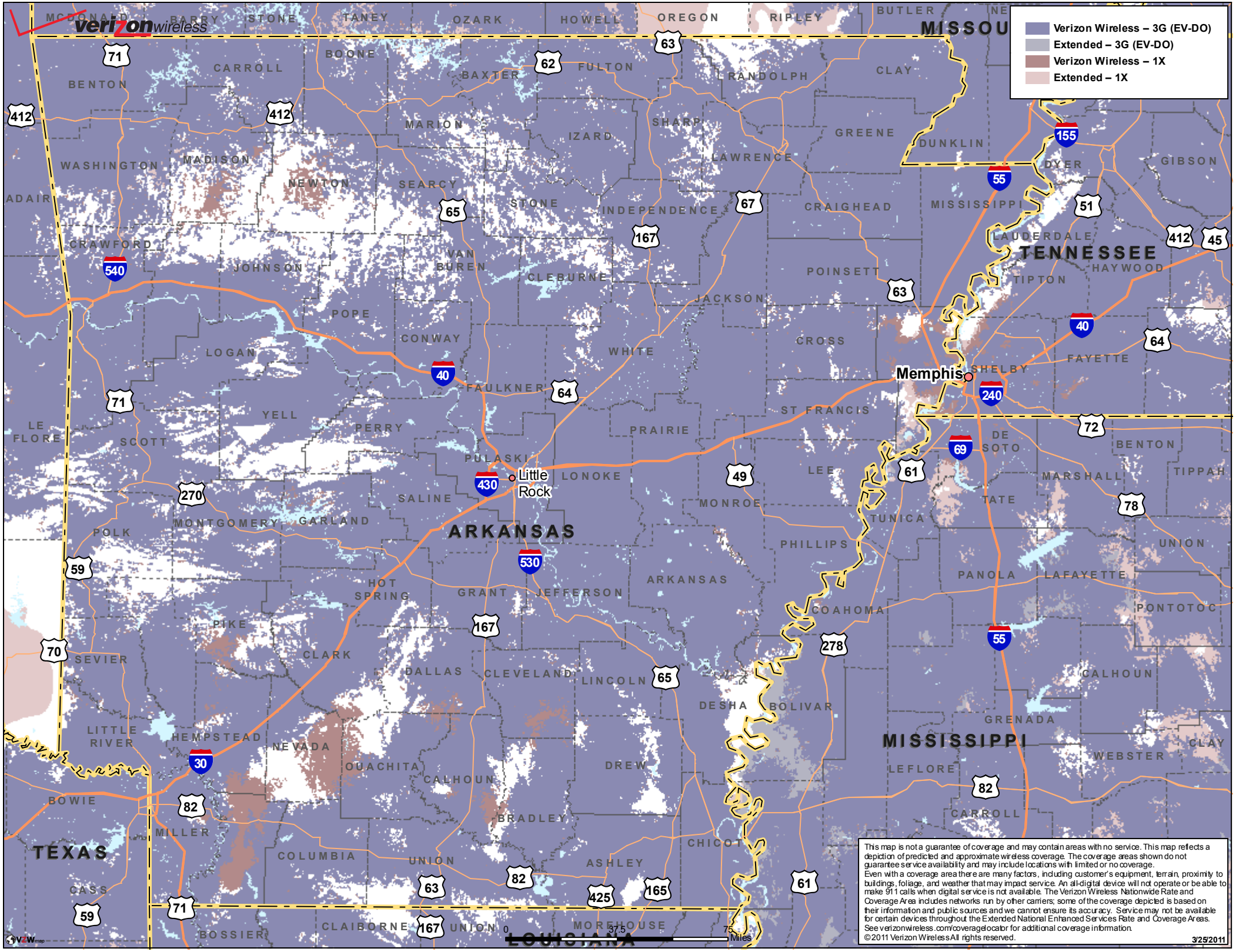
verizon wireless
Verizon Wireless – 3G (EV-DO)
Extended – 3G (EV-DO)
Verizon Wireless – 1X
Extended – 1X
MISSOURI
TENNESSEE
ARKANSAS
MISSISSIPPI
TEXAS
LOUISIANA
Memphis
Little Rock
MCDONALD
BARRY
STONE
TANEY
OZARK
HOWELL
OREGON
RIPLEY
BUTLER
BENTON
CARROLL
BOONE
BAXTER
FULTON
RANDOLPH
CLAY
MARION
IZARD
SHARP
GREENE
DUNKLIN
DYER
GIBSON
WASHINGTON
MADISON
NEWTON
SEARCY
LAWRENCE
ADAIR
STONE
INDEPENDENCE
CRAIGHEAD
MISSISSIPPI
LAUDERDALE
CRAWFORD
VAN BUREN
CLEBURNE
POINSETT
HAYWOOD
TIPTON
JOHNSON
JACKSON
POPE
CONWAY
WHITE
CROSS
LOGAN
FAYETTE
SHELBY
FAULKNER
ST FRANCIS
YELL
PERRY
PRAIRIE
LE FLORE
SCOTT
DE SOTO
BENTON
PULASKI
LONOKE
LEE
MARSHALL
TIPPAH
SALINE
MONROE
TATE
POLK
MONTGOMERY
GARLAND
TUNICA
PHILLIPS
UNION
HOT SPRING
GRANT
JEFFERSON
ARKANSAS
PANOLA
LAFAYETTE
COAHOMA
PONTOTOC
PIKE
SEVIER
CLARK
DALLAS
CLEVELAND
LINCOLN
CALHOUN
DESHA
BOLIVAR
GRENADA
LITTLE RIVER
HEMPSTEAD
NEVADA
OUACHITA
CALHOUN
DREW
LEFLORE
WEBSTER
CLAY
BOWIE
MILLER
BRADLEY
CARROLL
COLUMBIA
UNION
CHICOT
ASHLEY
CASS
BOSSIER
CLAIBORNE
UNION
MOREHOUSE
0
37.5
75
Miles
This map is not a guarantee of coverage and may contain areas with no service. This map reflects a depiction of predicted and approximate wireless coverage. The coverage areas shown do not guarantee service availability and may include locations with limited or no coverage.
Even with a coverage area there are many factors, including customer's equipment, terrain, proximity to buildings, foliage, and weather that may impact service. An all-digital device will not operate or be able to make 911 calls when digital service is not available. The Verizon Wireless Nationwide Rate and Coverage Area includes networks run by other carriers; some of the coverage depicted is based on their information and public sources and we cannot ensure its accuracy. Service may not be available for certain devices throughout the Extended National Enhanced Services Rate and Coverage Areas.
See verizonwireless.com/coveragelocator for additional coverage information.
©2011 Verizon Wireless All rights reserved.
3/25/2011

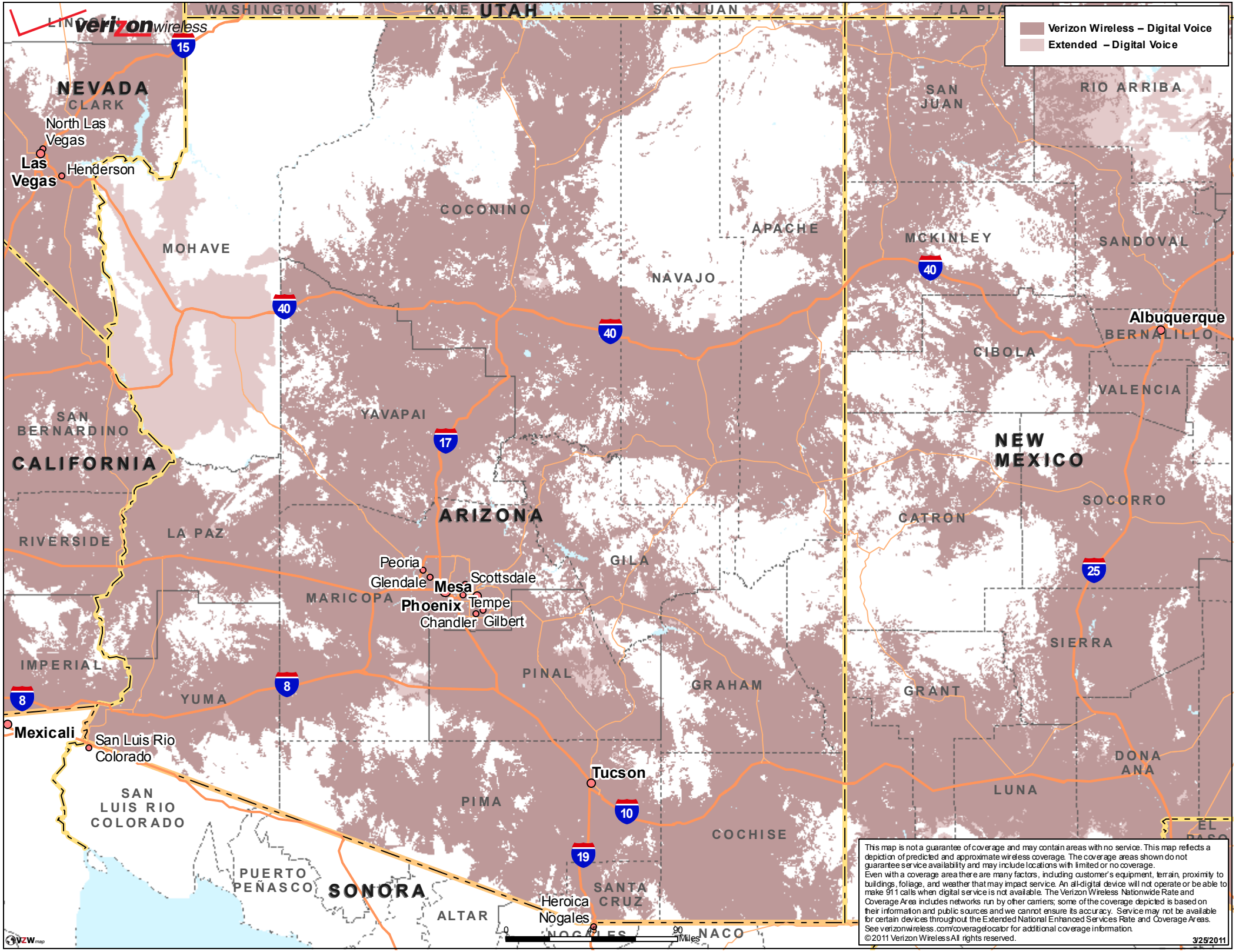
verizon wireless
Verizon Wireless – Digital Voice
Extended – Digital Voice
WASHINGTON
KANE
UTAH
SAN JUAN
LA PLA
NEVADA
CLARK
North Las Vegas
Las Vegas
Henderson
MOHAVE
COCONINO
APACHE
NAVAJO
YAVAPAI
SAN BERNARDINO
CALIFORNIA
RIVERSIDE
LA PAZ
ARIZONA
Peoria
Glendale
Mesa
Scottsdale
Phoenix
Tempe
Chandler
Gilbert
MARICOPA
GILA
IMPERIAL
YUMA
PINAL
GRAHAM
Mexicali
San Luis Rio Colorado
SAN LUIS RIO COLORADO
Tucson
PIMA
COCHISE
PUERTO PEÑASCO
SONORA
ALTAR
Heroica Nogales
SANTA CRUZ
NOGALES
NACO
0
45
90
Miles
SAN JUAN
RIO ARRIBA
MCKINLEY
SANDOVAL
Albuquerque
BERNALILLO
CIBOLA
VALENCIA
NEW MEXICO
SOCORRO
CATRON
SIERRA
GRANT
DONA ANA
LUNA
EL PASO
This map is not a guarantee of coverage and may contain areas with no service. This map reflects a depiction of predicted and approximate wireless coverage. The coverage areas shown do not guarantee service availability and may include locations with limited or no coverage.
Even with a coverage area there are many factors, including customer's equipment, terrain, proximity to buildings, foliage, and weather that may impact service. An all-digital device will not operate or be able to make 911 calls when digital service is not available. The Verizon Wireless Nationwide Rate and Coverage Area includes networks run by other carriers; some of the coverage depicted is based on their information and public sources and we cannot ensure its accuracy. Service may not be available for certain devices throughout the Extended National Enhanced Services Rate and Coverage Areas.
See verizonwireless.com/coveragelocator for additional coverage information.
©2011 Verizon Wireless All rights reserved.
3/25/2011

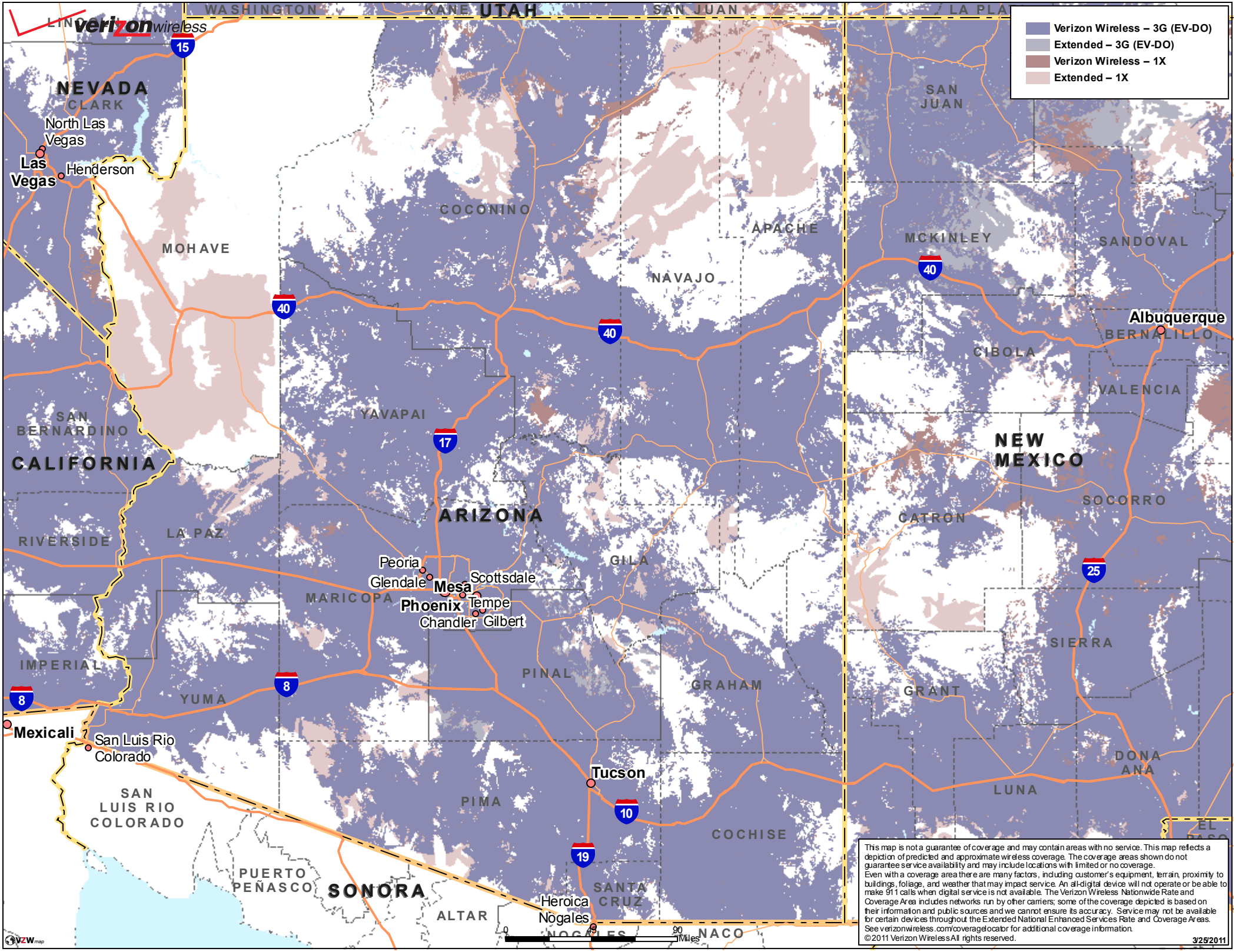
verizon wireless
Verizon Wireless – 3G (EV-DO)
Extended – 3G (EV-DO)
Verizon Wireless – 1X
Extended – 1X
UTAH
WASHINGTON
KANE
SAN JUAN
LA PLATA
NEVADA
CLARK
North Las Vegas
Las Vegas
Henderson
MOHAVE
COCONINO
APACHE
NAVAJO
YAVAPAI
SAN BERNARDINO
CALIFORNIA
RIVERSIDE
LA PAZ
ARIZONA
Peoria
Glendale
Mesa
Scottsdale
Phoenix
Tempe
Chandler
Gilbert
MARICOPA
GILA
IMPERIAL
YUMA
PINAL
GRAHAM
Mexicali
San Luis Rio Colorado
SAN LUIS RIO COLORADO
Tucson
PIMA
COCHISE
PUERTO PEÑASCO
SONORA
ALTAR
Heroica Nogales
SANTA CRUZ
NOGALES
NACO
0
45
90
Miles
MCKINLEY
SANDOVAL
Albuquerque
BERNALILLO
CIBOLA
VALENCIA
NEW MEXICO
SOCORRO
CATRON
SIERRA
GRANT
DONA ANA
LUNA
EL PASO
This map is not a guarantee of coverage and may contain areas with no service. This map reflects a depiction of predicted and approximate wireless coverage. The coverage areas shown do not guarantee service availability and may include locations with limited or no coverage.
Even with a coverage area there are many factors, including customer's equipment, terrain, proximity to buildings, foliage, and weather that may impact service. An all-digital device will not operate or be able to make 911 calls when digital service is not available. The Verizon Wireless Nationwide Rate and Coverage Area includes networks run by other carriers; some of the coverage depicted is based on their information and public sources and we cannot ensure its accuracy. Service may not be available for certain devices throughout the Extended National Enhanced Services Rate and Coverage Areas. See verizonwireless.com/coveragelocator for additional coverage information.
©2011 Verizon Wireless All rights reserved.
3/25/2011

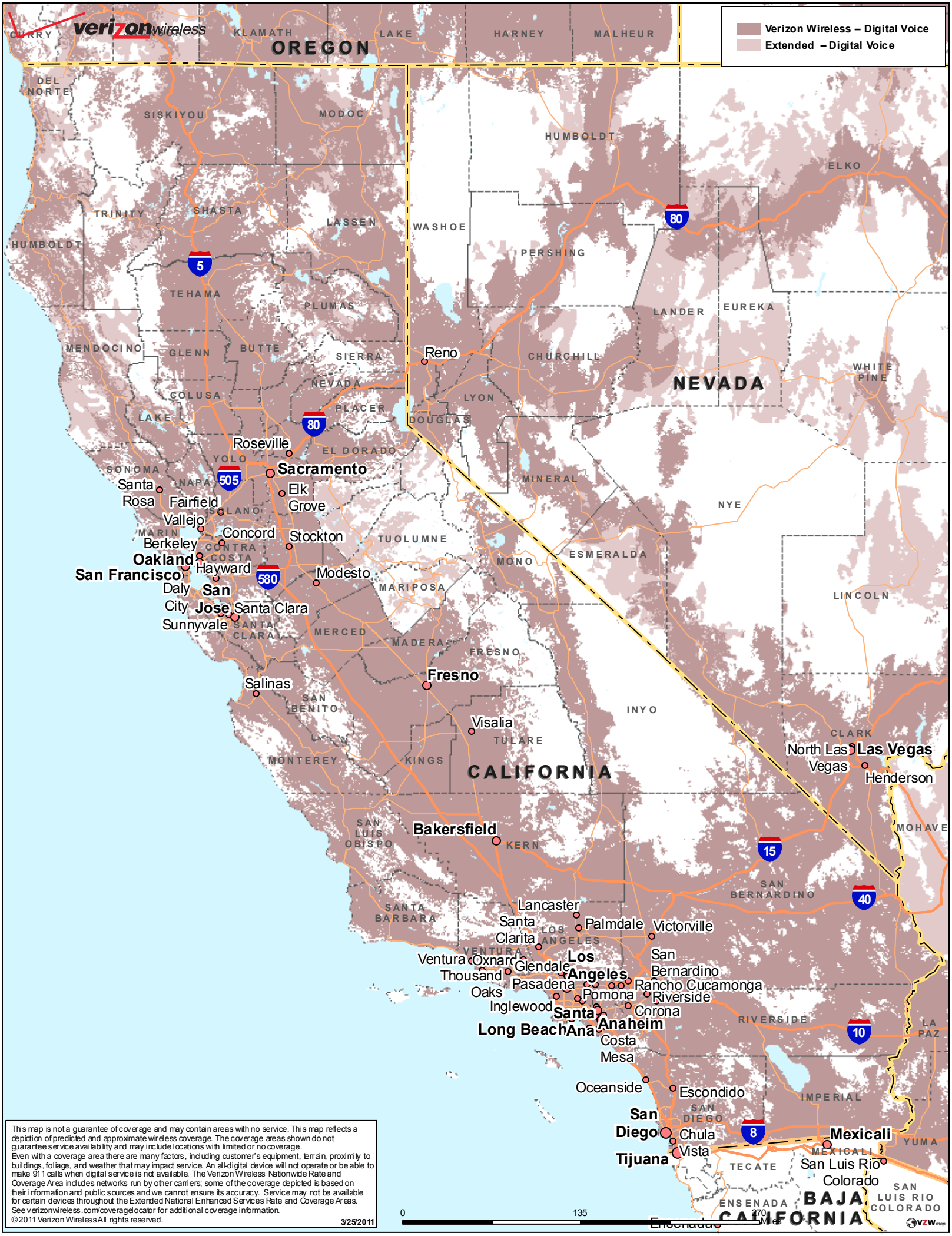

This map is not a guarantee of coverage and may contain areas with no service. This map reflects a depiction of predicted and approximate wireless coverage. The coverage areas shown do not guarantee service availability and may include locations with limited or no coverage.
Even with a coverage area there are many factors, including customer's equipment, terrain, proximity to buildings, foliage, and weather that may impact service. An all-digital device will not operate or be able to make 911 calls when digital service is not available. The Verizon Wireless Nationwide Rate and Coverage Area includes networks run by other carriers; some of the coverage depicted is based on their information and public sources and we cannot ensure its accuracy. Service may not be available for certain devices throughout the Extended National Enhanced Services Rate and Coverage Areas. See verizonwireless.com/coveragelocator for additional coverage information.

©2011 Verizon Wireless All rights reserved.

3/25/2011

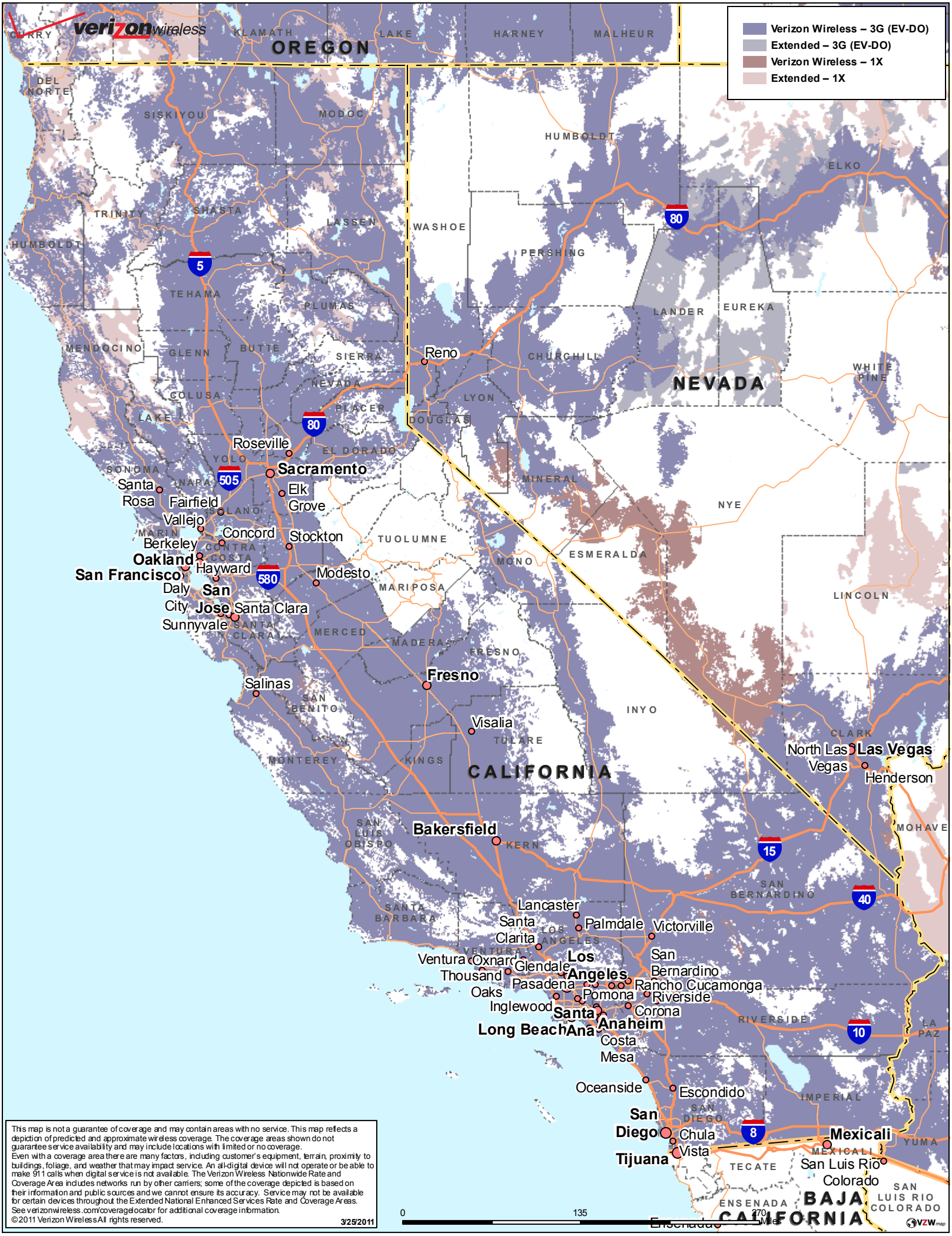

This map is not a guarantee of coverage and may contain areas with no service. This map reflects a depiction of predicted and approximate wireless coverage. The coverage areas shown do not guarantee service availability and may include locations with limited or no coverage.
Even with a coverage area there are many factors, including customer's equipment, terrain, proximity to buildings, foliage, and weather that may impact service. An all-digital device will not operate or be able to make 911 calls when digital service is not available. The Verizon Wireless Nationwide Rate and Coverage Area includes networks run by other carriers; some of the coverage depicted is based on their information and public sources and we cannot ensure its accuracy. Service may not be available for certain devices throughout the Extended National Enhanced Services Rate and Coverage Areas. See verizonwireless.com/coveragelocator for additional coverage information.

© 2011 Verizon Wireless All rights reserved.

3/25/2011

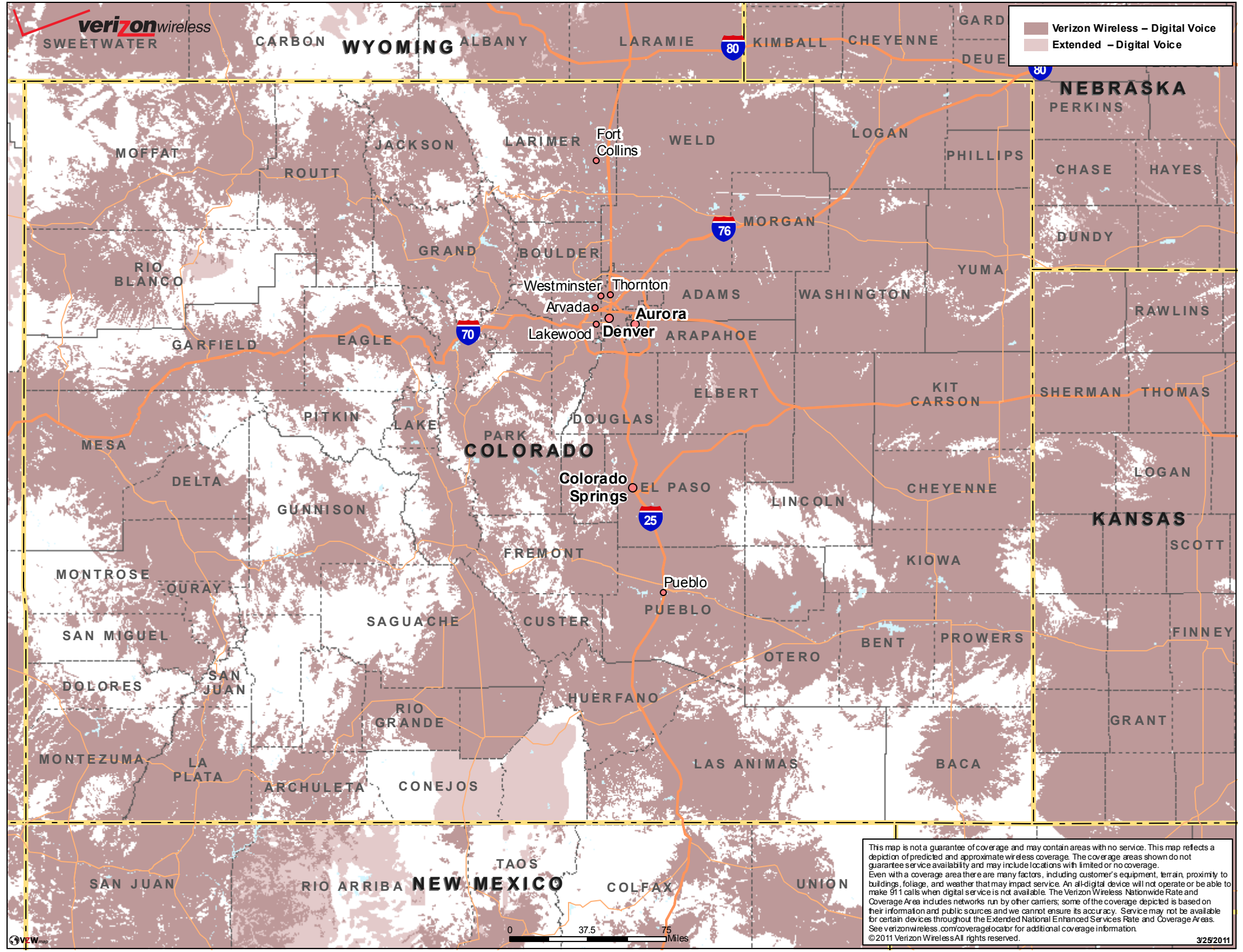
verizon wireless
Verizon Wireless – Digital Voice
Extended – Digital Voice
WYOMING
NEBRASKA
COLORADO
KANSAS
NEW MEXICO
SWEETWATER
CARBON
ALBANY
LARAMIE
KIMBALL
CHEYENNE
GARD
DEUE
PERKINS
MOFFAT
ROUTT
JACKSON
LARIMER
Fort Collins
WELD
LOGAN
PHILLIPS
CHASE
HAYES
MORGAN
DUNDY
GRAND
BOULDER
YUMA
RIO BLANCO
Westminster
Thornton
Arvada
Aurora
Lakewood
Denver
ADAMS
WASHINGTON
RAWLINS
GARFIELD
EAGLE
ARAPAHOE
ELBERT
KIT CARSON
SHERMAN
THOMAS
PITKIN
LAKE
PARK
DOUGLAS
MESA
DELTA
Colorado Springs
EL PASO
CHEYENNE
LOGAN
GUNNISON
LINCOLN
SCOTT
FREMONT
KIOWA
MONTROSE
OURAY
Pueblo
PUEBLO
SAGUACHE
CUSTER
SAN MIGUEL
BENT
PROWERS
FINNEY
OTERO
DOLORES
SAN JUAN
HUERFANO
RIO GRANDE
GRANT
MONTEZUMA
LA PLATA
LAS ANIMAS
BACA
ARCHULETA
CONEJOS
TAOS
SAN JUAN
RIO ARRIBA
COLFAX
UNION
0
37.5
75
Miles
This map is not a guarantee of coverage and may contain areas with no service. This map reflects a depiction of predicted and approximate wireless coverage. The coverage areas shown do not guarantee service availability and may include locations with limited or no coverage.
Even with a coverage area there are many factors, including customer's equipment, terrain, proximity to buildings, foliage, and weather that may impact service. An all-digital device will not operate or be able to make 911 calls when digital service is not available. The Verizon Wireless Nationwide Rate and Coverage Area includes networks run by other carriers; some of the coverage depicted is based on their information and public sources and we cannot ensure its accuracy. Service may not be available for certain devices throughout the Extended National Enhanced Services Rate and Coverage Areas.
See verizonwireless.com/coveragelocator for additional coverage information.
©2011 Verizon Wireless All rights reserved.
3/25/2011

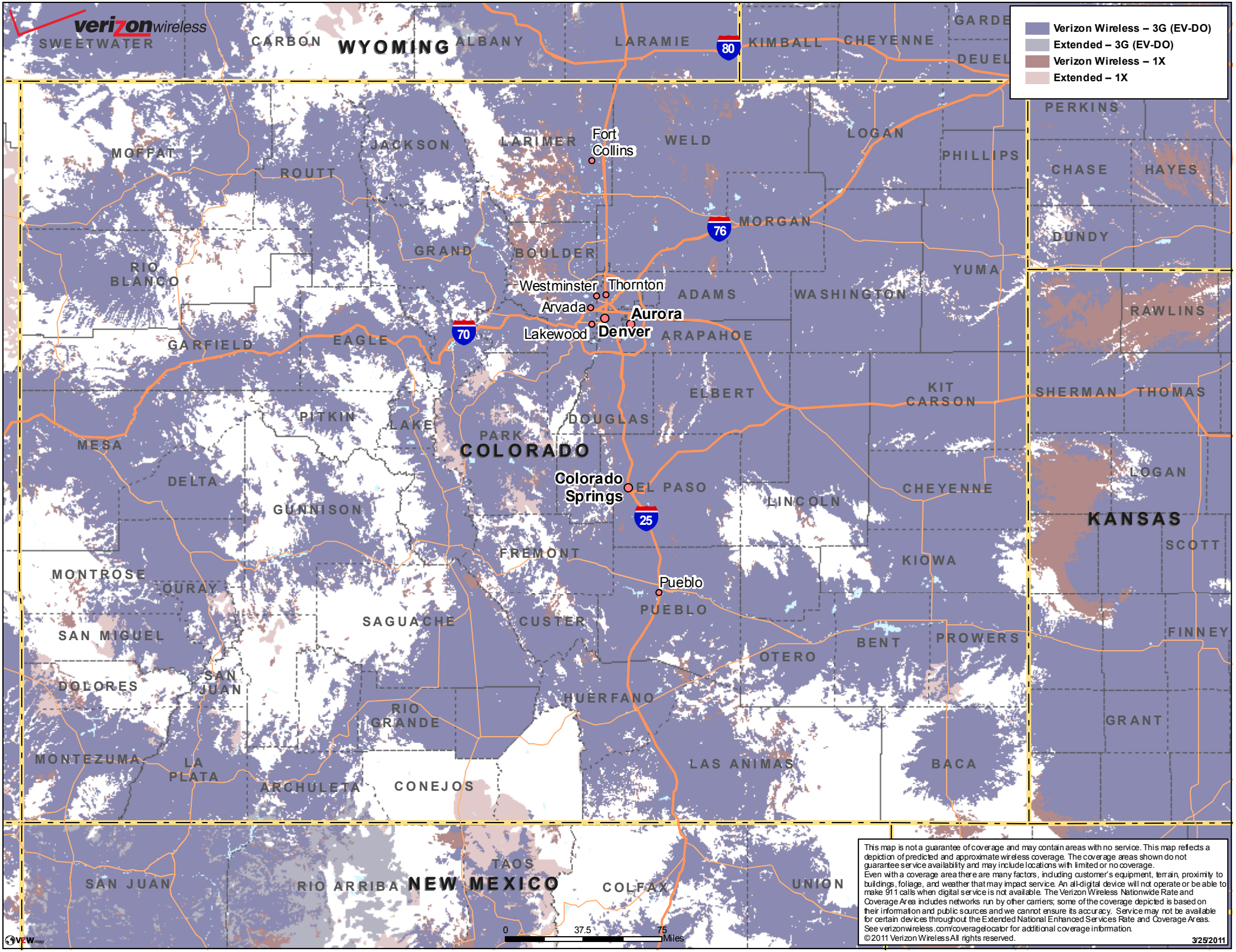
verizon wireless
Verizon Wireless – 3G (EV-DO)
Extended – 3G (EV-DO)
Verizon Wireless – 1X
Extended – 1X
WYOMING
COLORADO
KANSAS
NEW MEXICO
SWEETWATER
CARBON
ALBANY
LARAMIE
KIMBALL
CHEYENNE
GARDE
DEUEL
PERKINS
MOFFAT
ROUTT
JACKSON
LARIMER
WELD
LOGAN
PHILLIPS
CHASE
HAYES
DUNDY
MORGAN
YUMA
RIO BLANCO
GRAND
BOULDER
ADAMS
WASHINGTON
RAWLINS
GARFIELD
EAGLE
ARAPAHOE
ELBERT
KIT CARSON
SHERMAN
THOMAS
PITKIN
LAKE
PARK
DOUGLAS
MESA
DELTA
GUNNISON
EL PASO
LINCOLN
CHEYENNE
LOGAN
SCOTT
FREMONT
KIOWA
MONTROSE
OURAY
SAGUACHE
CUSTER
PUEBLO
SAN MIGUEL
BENT
PROWERS
FINNEY
OTERO
DOLORES
SAN JUAN
HUERFANO
RIO GRANDE
GRANT
MONTEZUMA
LA PLATA
ARCHULETA
CONEJOS
LAS ANIMAS
BACA
TAOS
SAN JUAN
RIO ARRIBA
COLFAX
UNION
Fort Collins
Westminster
Thornton
Arvada
Aurora
Lakewood
Denver
Colorado Springs
Pueblo
80
76
70
25
0
37.5
75
Miles
This map is not a guarantee of coverage and may contain areas with no service. This map reflects a depiction of predicted and approximate wireless coverage. The coverage areas shown do not guarantee service availability and may include locations with limited or no coverage.
Even with a coverage area there are many factors, including customer's equipment, terrain, proximity to buildings, foliage, and weather that may impact service. An all-digital device will not operate or be able to make 911 calls when digital service is not available. The Verizon Wireless Nationwide Rate and Coverage Area includes networks run by other carriers; some of the coverage depicted is based on their information and public sources and we cannot ensure its accuracy. Service may not be available for certain devices throughout the Extended National Enhanced Services Rate and Coverage Areas.
See verizonwireless.com/coveragelocator for additional coverage information.
©2011 Verizon Wireless All rights reserved.
3/25/2011

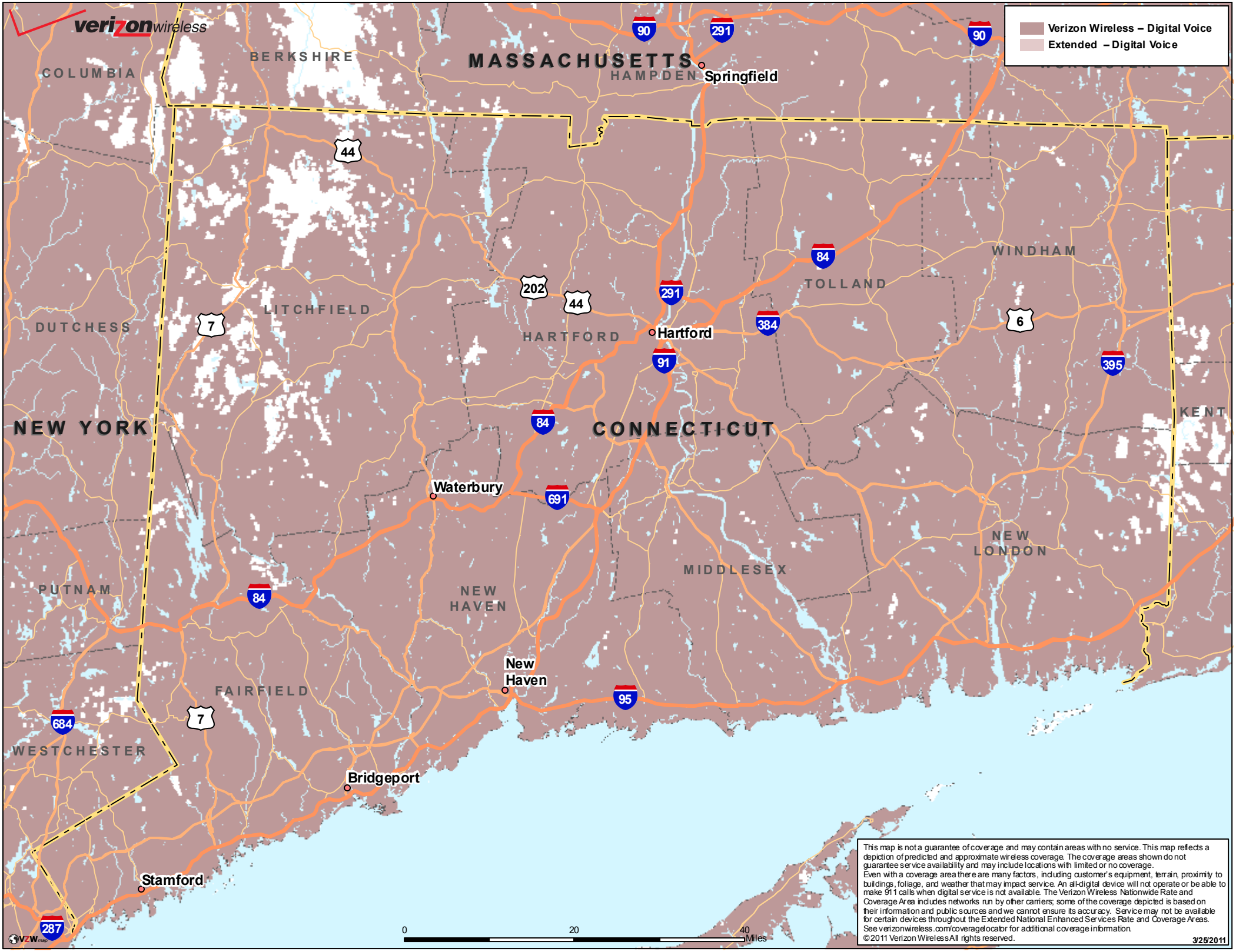
verizon wireless
Verizon Wireless – Digital Voice
Extended – Digital Voice
MASSACHUSETTS
COLUMBIA
BERKSHIRE
HAMPDEN
Springfield
DUTCHESS
LITCHFIELD
HARTFORD
Hartford
TOLLAND
WINDHAM
NEW YORK
CONNECTICUT
KENT
Waterbury
PUTNAM
NEW HAVEN
MIDDLESEX
NEW LONDON
FAIRFIELD
New Haven
WESTCHESTER
Bridgeport
Stamford
90
291
44
202
7
84
384
6
91
395
691
95
684
287
0
20
40
Miles
This map is not a guarantee of coverage and may contain areas with no service. This map reflects a depiction of predicted and approximate wireless coverage. The coverage areas shown do not guarantee service availability and may include locations with limited or no coverage.
Even with a coverage area there are many factors, including customer's equipment, terrain, proximity to buildings, foliage, and weather that may impact service. An all-digital device will not operate or be able to make 911 calls when digital service is not available. The Verizon Wireless Nationwide Rate and Coverage Area includes networks run by other carriers; some of the coverage depicted is based on their information and public sources and we cannot ensure its accuracy. Service may not be available for certain devices throughout the Extended National Enhanced Services Rate and Coverage Areas.
See verizonwireless.com/coveragelocator for additional coverage information.
©2011 Verizon Wireless All rights reserved.
3/25/2011

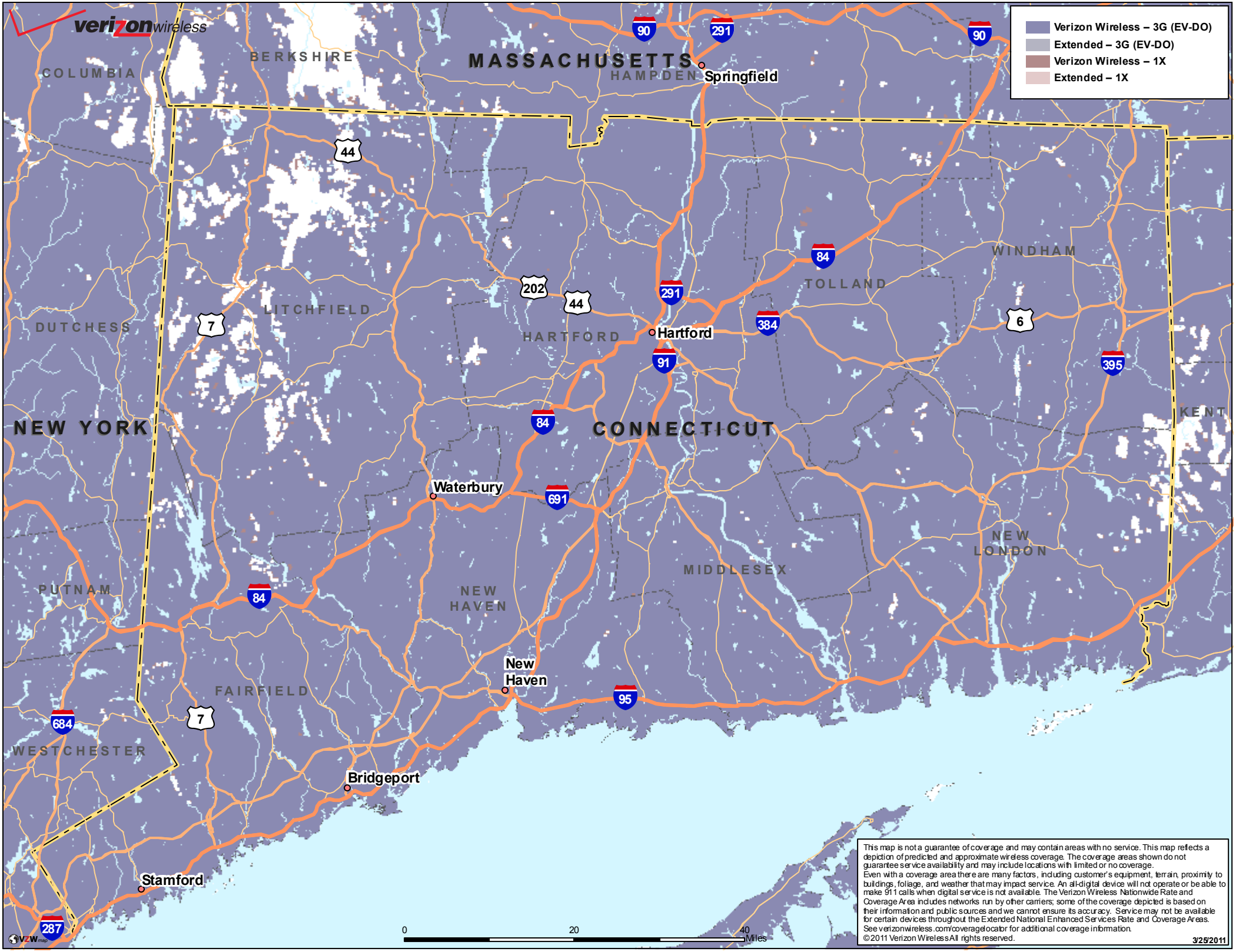
verizon wireless
Verizon Wireless – 3G (EV-DO)
Extended – 3G (EV-DO)
Verizon Wireless – 1X
Extended – 1X
MASSACHUSETTS
CONNECTICUT
NEW YORK
COLUMBIA
BERKSHIRE
HAMPDEN
Springfield
DUTCHESS
LITCHFIELD
HARTFORD
Hartford
TOLLAND
WINDHAM
KENT
NEW LONDON
MIDDLESEX
NEW HAVEN
FAIRFIELD
PUTNAM
WESTCHESTER
Waterbury
New Haven
Bridgeport
Stamford
90
291
44
202
7
84
384
6
395
91
691
95
684
287
0
20
40
Miles
This map is not a guarantee of coverage and may contain areas with no service. This map reflects a depiction of predicted and approximate wireless coverage. The coverage areas shown do not guarantee service availability and may include locations with limited or no coverage.
Even with a coverage area there are many factors, including customer's equipment, terrain, proximity to buildings, foliage, and weather that may impact service. An all-digital device will not operate or be able to make 911 calls when digital service is not available. The Verizon Wireless Nationwide Rate and Coverage Area includes networks run by other carriers; some of the coverage depicted is based on their information and public sources and we cannot ensure its accuracy. Service may not be available for certain devices throughout the Extended National Enhanced Services Rate and Coverage Areas.
See verizonwireless.com/coveragelocator for additional coverage information.
©2011 Verizon Wireless All rights reserved.
3/25/2011

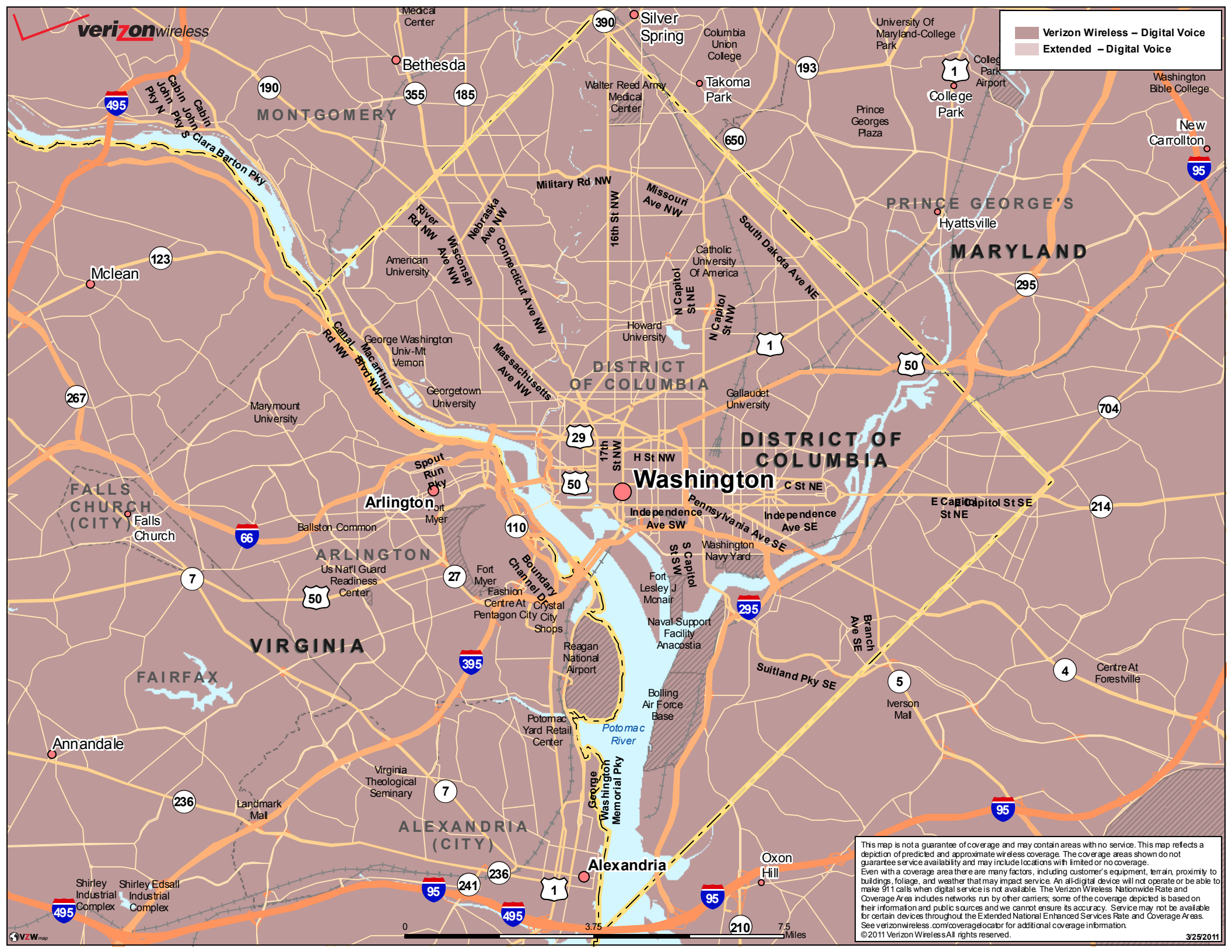
verizon wireless
Verizon Wireless – Digital Voice
Extended – Digital Voice
Medical Center
Silver Spring
Columbia Union College
University Of Maryland-College Park
Bethesda
Walter Reed Army Medical Center
Takoma Park
College Park
College Park Airport
Washington Bible College
Prince Georges Plaza
New Carrollton
MONTGOMERY
Cabin John Pky N
Cabin John Pky S
Clara Barton Pky
Military Rd NW
Missouri Ave NW
16th St NW
River Rd NW
Wisconsin Ave NW
Nebraska Ave NW
Connecticut Ave NW
South Dakota Ave NE
PRINCE GEORGE'S
Hyattsville
MARYLAND
Mclean
American University
Catholic University Of America
N Capitol St NE
N Capitol St NW
Howard University
Canal Rd NW
Macarthur Blvd NW
George Washington Univ-Mt Vernon
Massachusetts Ave NW
DISTRICT OF COLUMBIA
Georgetown University
Gallaudet University
Marymount University
DISTRICT OF COLUMBIA
17th St NW
H St NW
Washington
C St NE
Spout Run Pky
Arlington
Fort Myer
FALLS CHURCH (CITY)
Falls Church
Ballston Common
Independence Ave SW
Pennsylvania Ave SE
Independence Ave SE
E Capitol St NE
Capitol St SE
ARLINGTON
Us Nat'l Guard Readiness Center
Fort Myer
Boundary Channel Dr
Crystal City Shops
Fashion Centre At Pentagon City
Washington Navy Yard
S Capitol St SW
Fort Lesley J Mcnair
Naval Support Facility Anacostia
VIRGINIA
FAIRFAX
Reagan National Airport
Branch Ave SE
Suitland Pky SE
Centre At Forestville
Iverson Mall
Bolling Air Force Base
Potomac Yard Retail Center
Potomac River
Annandale
Virginia Theological Seminary
Landmark Mall
George Washington Memorial Pky
ALEXANDRIA (CITY)
Alexandria
Oxon Hill
Shirley Industrial Complex
Shirley Edsall Industrial Complex
0
3.75
7.5
Miles
This map is not a guarantee of coverage and may contain areas with no service. This map reflects a depiction of predicted and approximate wireless coverage. The coverage areas shown do not guarantee service availability and may include locations with limited or no coverage.
Even with a coverage area there are many factors, including customer's equipment, terrain, proximity to buildings, foliage, and weather that may impact service. An all-digital device will not operate or be able to make 911 calls when digital service is not available. The Verizon Wireless Nationwide Rate and Coverage Area includes networks run by other carriers; some of the coverage depicted is based on their information and public sources and we cannot ensure its accuracy. Service may not be available for certain devices throughout the Extended National Enhanced Services Rate and Coverage Areas.
See verizonwireless.com/coveragelocator for additional coverage information.
©2011 Verizon Wireless All rights reserved.
3/25/2011

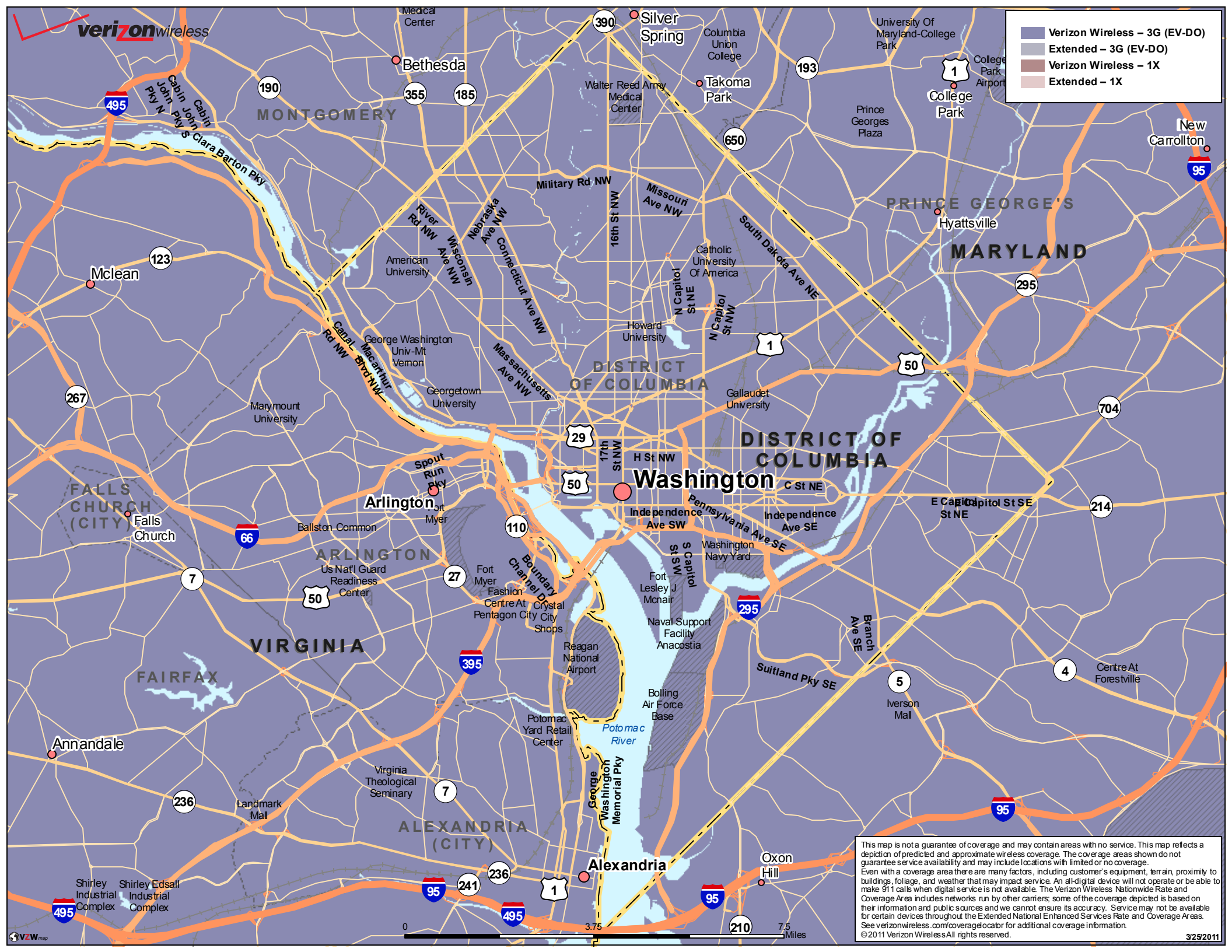
verizon wireless
Verizon Wireless – 3G (EV-DO)
Extended – 3G (EV-DO)
Verizon Wireless – 1X
Extended – 1X
Washington
Alexandria
Arlington
Bethesda
Silver Spring
Takoma Park
College Park
Hyattsville
New Carrollton
Mclean
Falls Church
Annandale
Oxon Hill
MONTGOMERY
PRINCE GEORGE'S
MARYLAND
DISTRICT OF COLUMBIA
VIRGINIA
FAIRFAX
ARLINGTON
FALLS CHURCH (CITY)
ALEXANDRIA (CITY)
Potomac River
Medical Center
Columbia Union College
University Of Maryland-College Park
College Park Airport
Walter Reed Army Medical Center
Prince Georges Plaza
American University
Catholic University Of America
Howard University
George Washington Univ-Mt Vernon
Georgetown University
Gallaudet University
Marymount University
Ballston Common
Us Nat'l Guard Readiness Center
Fort Myer
Fashion Centre At Pentagon City
Crystal City Shops
Reagan National Airport
Fort Lesley J Mcnair
Naval Support Facility Anacostia
Washington Navy Yard
Bolling Air Force Base
Potomac Yard Retail Center
Virginia Theological Seminary
Landmark Mall
Shirley Industrial Complex
Shirley Edsall Industrial Complex
Iverson Mall
Centre At Forestville
Cabin John Pky N
Cabin John Pky S
Clara Barton Pky
Military Rd NW
River Rd NW
Wisconsin Ave NW
Nebraska Ave NW
Connecticut Ave NW
16th St NW
Missouri Ave NW
South Dakota Ave NE
N Capitol St NE
N Capitol St NW
Canal Rd NW
Macarthur Blvd NW
Massachusetts Ave NW
17th St NW
H St NW
C St NE
Spout Run Pky
Independence Ave SW
Independence Ave SE
Pennsylvania Ave SE
E Capitol St NE
E Capitol St SE
S Capitol St SW
Boundary Channel Dr
George Washington Memorial Pky
Suitland Pky SE
Branch Ave SE
0
3.75
7.5
Miles
This map is not a guarantee of coverage and may contain areas with no service. This map reflects a depiction of predicted and approximate wireless coverage. The coverage areas shown do not guarantee service availability and may include locations with limited or no coverage.
Even with a coverage area there are many factors, including customer's equipment, terrain, proximity to buildings, foliage, and weather that may impact service. An all-digital device will not operate or be able to make 911 calls when digital service is not available. The Verizon Wireless Nationwide Rate and Coverage Area includes networks run by other carriers; some of the coverage depicted is based on their information and public sources and we cannot ensure its accuracy. Service may not be available for certain devices throughout the Extended National Enhanced Services Rate and Coverage Areas. See verizonwireless.com/coveragelocator for additional coverage information.
©2011 Verizon Wireless All rights reserved.
3/25/2011

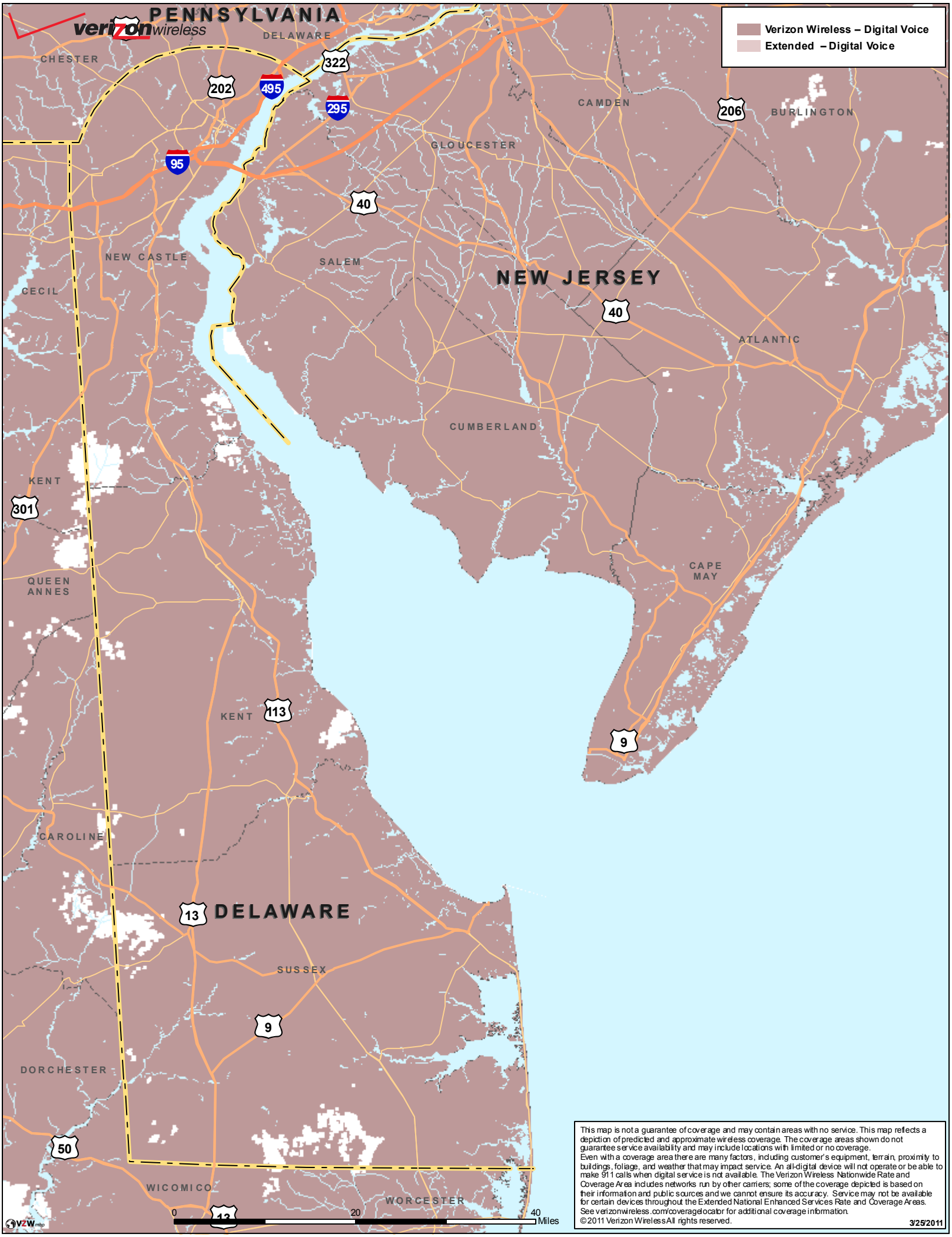

This map is not a guarantee of coverage and may contain areas with no service. This map reflects a depiction of predicted and approximate wireless coverage. The coverage areas shown do not guarantee service availability and may include locations with limited or no coverage.
Even with a coverage area there are many factors, including customer's equipment, terrain, proximity to buildings, foliage, and weather that may impact service. An all-digital device will not operate or be able to make 911 calls when digital service is not available. The Verizon Wireless Nationwide Rate and Coverage Area includes networks run by other carriers; some of the coverage depicted is based on their information and public sources and we cannot ensure its accuracy. Service may not be available for certain devices throughout the Extended National Enhanced Services Rate and Coverage Areas. See verizonwireless.com/coveragelocator for additional coverage information.

©2011 Verizon Wireless All rights reserved.

3/25/2011

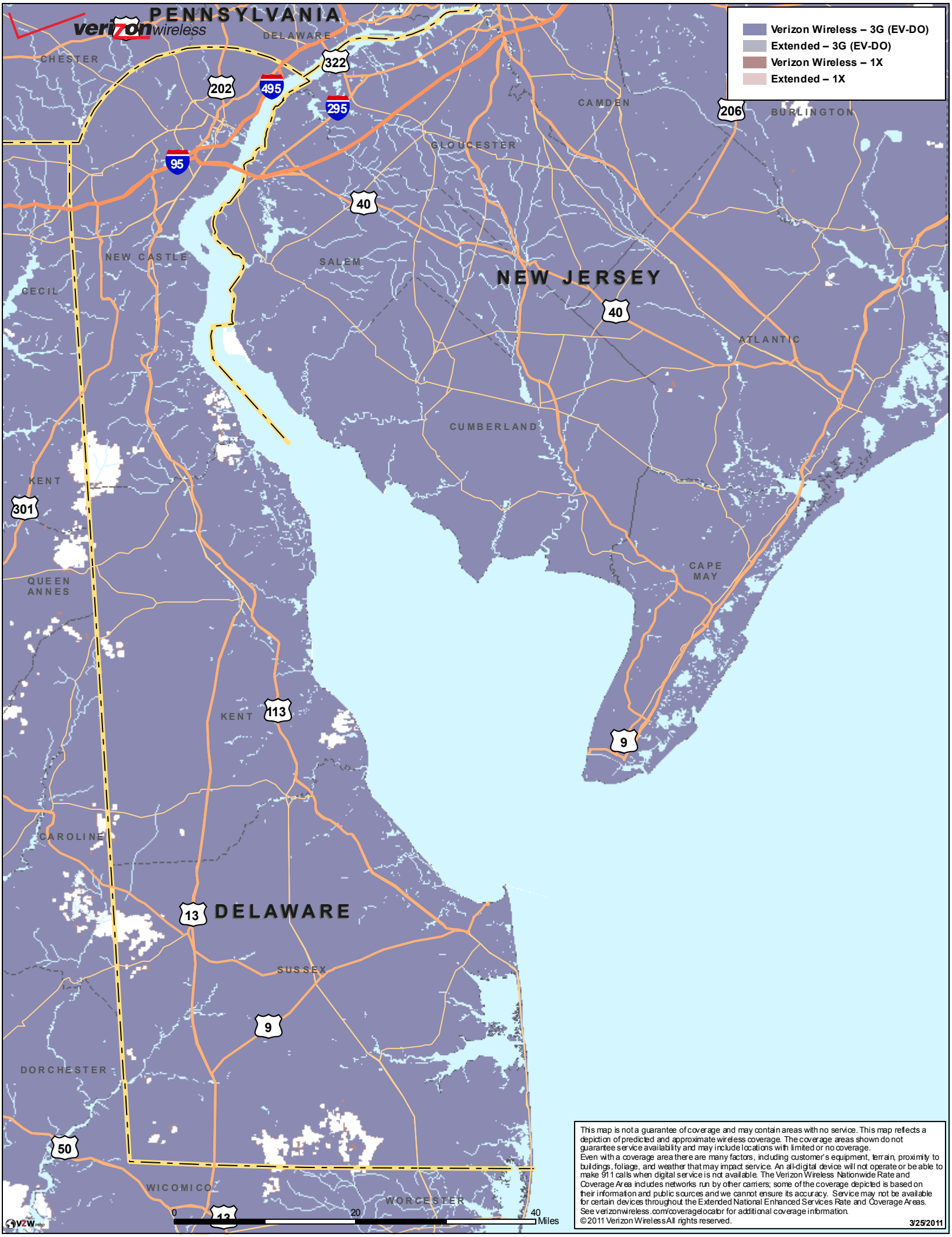

This map is not a guarantee of coverage and may contain areas with no service. This map reflects a depiction of predicted and approximate wireless coverage. The coverage areas shown do not guarantee service availability and may include locations with limited or no coverage.
Even with a coverage area there are many factors, including customer's equipment, terrain, proximity to buildings, foliage, and weather that may impact service. An all-digital device will not operate or be able to make 911 calls when digital service is not available. The Verizon Wireless Nationwide Rate and Coverage Area includes networks run by other carriers; some of the coverage depicted is based on their information and public sources and we cannot ensure its accuracy. Service may not be available for certain devices throughout the Extended National Enhanced Services Rate and Coverage Areas. See verizonwireless.com/coveragelocator for additional coverage information.

©2011 Verizon Wireless All rights reserved.

3/25/2011

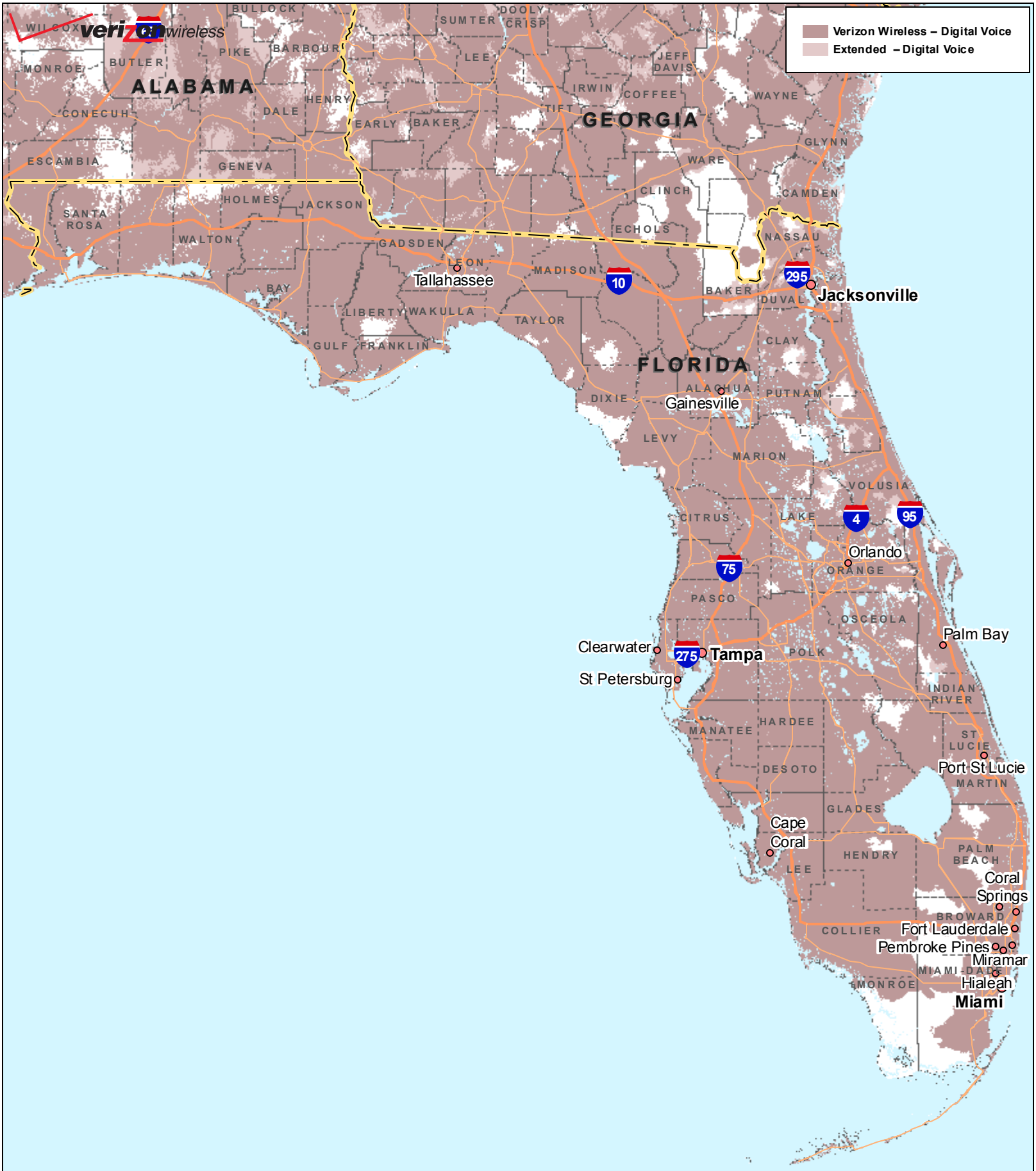

This map is not a guarantee of coverage and may contain areas with no service. This map reflects a depiction of predicted and approximate wireless coverage. The coverage areas shown do not guarantee service availability and may include locations with limited or no coverage.
Even with a coverage area there are many factors, including customer's equipment, terrain, proximity to buildings, foliage, and weather that may impact service. An all-digital device will not operate or be able to make 911 calls when digital service is not available. The Verizon Wireless Nationwide Rate and Coverage Area includes networks run by other carriers; some of the coverage depicted is based on their information and public sources and we cannot ensure its accuracy. Service may not be available for certain devices throughout the Extended National Enhanced Services Rate and Coverage Areas. See verizonwireless.com/coveragelocator for additional coverage information.

© 2011 Verizon Wireless All rights reserved.

3/25/2011

0 100 200 Miles

VZW map

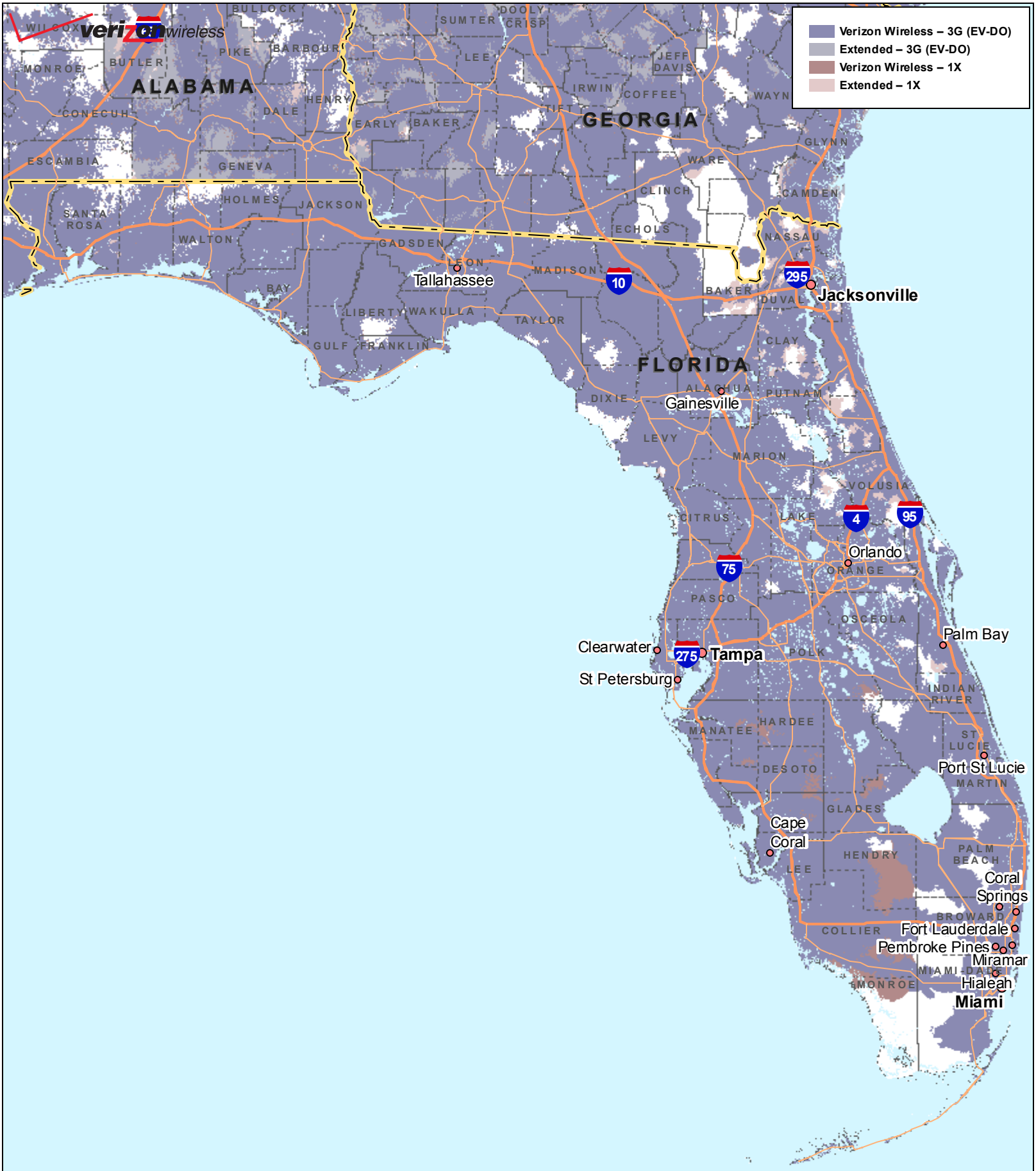

This map is not a guarantee of coverage and may contain areas with no service. This map reflects a depiction of predicted and approximate wireless coverage. The coverage areas shown do not guarantee service availability and may include locations with limited or no coverage.
Even with a coverage area there are many factors, including customer's equipment, terrain, proximity to buildings, foliage, and weather that may impact service. An all-digital device will not operate or be able to make 911 calls when digital service is not available. The Verizon Wireless Nationwide Rate and Coverage Area includes networks run by other carriers; some of the coverage depicted is based on their information and public sources and we cannot ensure its accuracy. Service may not be available for certain devices throughout the Extended National Enhanced Services Rate and Coverage Areas. See verizonwireless.com/coveragelocator for additional coverage information.

© 2011 Verizon Wireless All rights reserved.

3/25/2011

0 100 200 Miles

VZW map

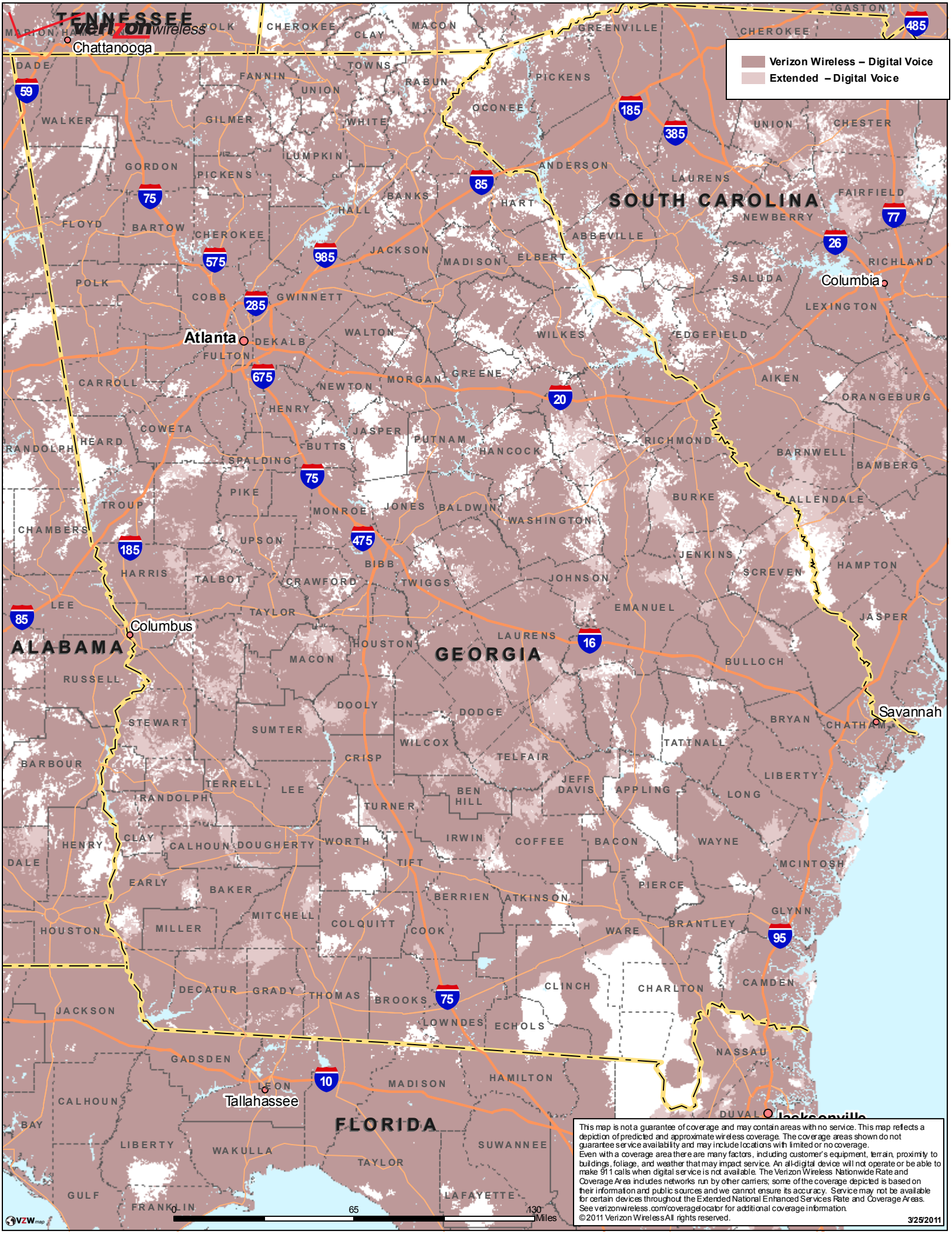
TENNESSEE
verizon wireless
Verizon Wireless – Digital Voice
Extended – Digital Voice
Chattanooga
SOUTH CAROLINA
Columbia
Atlanta
Columbus
ALABAMA
GEORGIA
Savannah
Tallahassee
FLORIDA
Jacksonville
0
65
130
Miles
This map is not a guarantee of coverage and may contain areas with no service. This map reflects a depiction of predicted and approximate wireless coverage. The coverage areas shown do not guarantee service availability and may include locations with limited or no coverage.
Even with a coverage area there are many factors, including customer's equipment, terrain, proximity to buildings, foliage, and weather that may impact service. An all-digital device will not operate or be able to make 911 calls when digital service is not available. The Verizon Wireless Nationwide Rate and Coverage Area includes networks run by other carriers; some of the coverage depicted is based on their information and public sources and we cannot ensure its accuracy. Service may not be available for certain devices throughout the Extended National Enhanced Services Rate and Coverage Areas.
See verizonwireless.com/coveragelocator for additional coverage information.
© 2011 Verizon Wireless All rights reserved.
3/25/2011

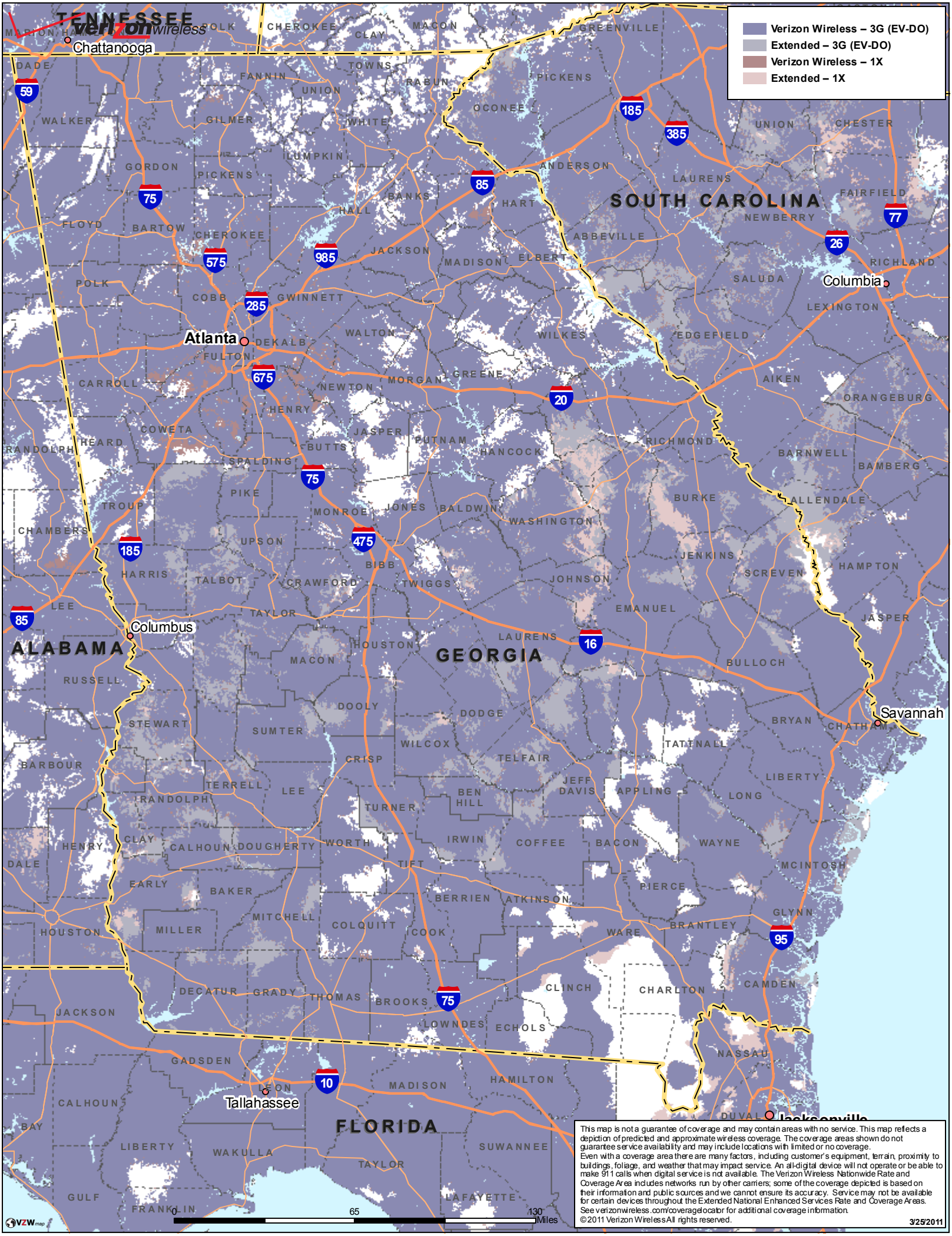
Verizon Wireless – 3G (EV-DO)
Extended – 3G (EV-DO)
Verizon Wireless – 1X
Extended – 1X
TENNESSEE
Chattanooga
SOUTH CAROLINA
Columbia
Atlanta
ALABAMA
Columbus
GEORGIA
Savannah
FLORIDA
Tallahassee
Jacksonville
0
65
130
Miles
This map is not a guarantee of coverage and may contain areas with no service. This map reflects a depiction of predicted and approximate wireless coverage. The coverage areas shown do not guarantee service availability and may include locations with limited or no coverage.
Even with a coverage area there are many factors, including customer's equipment, terrain, proximity to buildings, foliage, and weather that may impact service. An all-digital device will not operate or be able to make 911 calls when digital service is not available. The Verizon Wireless Nationwide Rate and Coverage Area includes networks run by other carriers; some of the coverage depicted is based on their information and public sources and we cannot ensure its accuracy. Service may not be available for certain devices throughout the Extended National Enhanced Services Rate and Coverage Areas.
See verizonwireless.com/coveragelocator for additional coverage information.
© 2011 Verizon Wireless All rights reserved.
3/25/2011

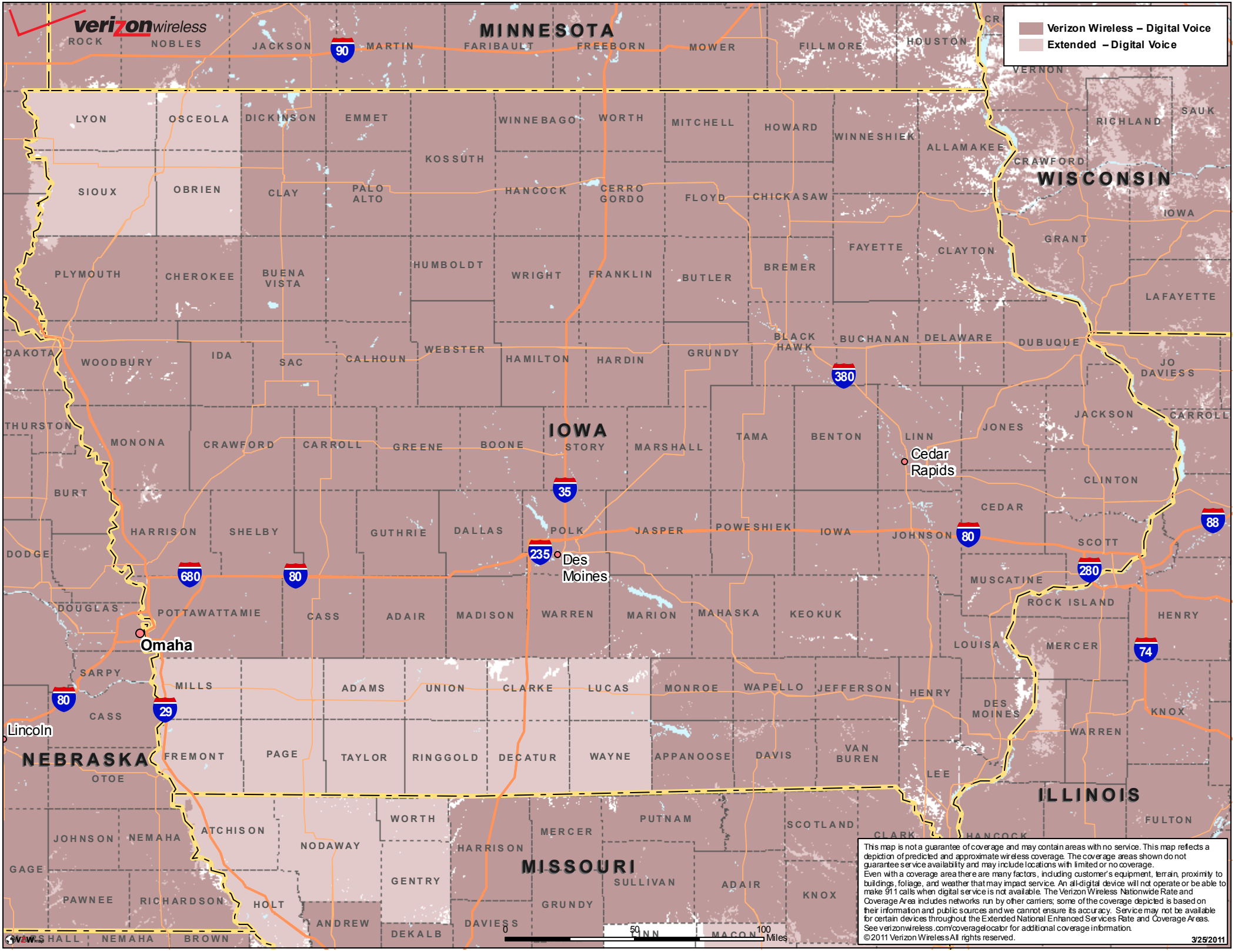
verizon wireless
Verizon Wireless – Digital Voice
Extended – Digital Voice
MINNESOTA
WISCONSIN
IOWA
NEBRASKA
ILLINOIS
MISSOURI
ROCK
NOBLES
JACKSON
MARTIN
FARIBAULT
FREEBORN
MOWER
FILLMORE
HOUSTON
VERNON
LYON
OSCEOLA
DICKINSON
EMMET
WINNEBAGO
WORTH
MITCHELL
HOWARD
WINNESHIEK
ALLAMAKEE
RICHLAND
SAUK
CRAWFORD
SIOUX
OBRIEN
CLAY
PALO ALTO
KOSSUTH
HANCOCK
CERRO GORDO
FLOYD
CHICKASAW
IOWA
GRANT
FAYETTE
CLAYTON
PLYMOUTH
CHEROKEE
BUENA VISTA
HUMBOLDT
WRIGHT
FRANKLIN
BUTLER
BREMER
LAFAYETTE
DAKOTA
WOODBURY
IDA
SAC
CALHOUN
WEBSTER
HAMILTON
HARDIN
GRUNDY
BLACK HAWK
BUCHANAN
DELAWARE
DUBUQUE
JO DAVIESS
THURSTON
MONONA
CRAWFORD
CARROLL
GREENE
BOONE
STORY
MARSHALL
TAMA
BENTON
LINN
JONES
JACKSON
CARROLL
Cedar Rapids
BURT
CLINTON
CEDAR
HARRISON
SHELBY
GUTHRIE
DALLAS
POLK
JASPER
POWESHIEK
IOWA
JOHNSON
SCOTT
DODGE
Des Moines
MUSCATINE
DOUGLAS
POTTAWATTAMIE
CASS
ADAIR
MADISON
WARREN
MARION
MAHASKA
KEOKUK
ROCK ISLAND
HENRY
Omaha
LOUISA
MERCER
SARPY
MILLS
ADAMS
UNION
CLARKE
LUCAS
MONROE
WAPELLO
JEFFERSON
HENRY
DES MOINES
KNOX
Lincoln
CASS
FREMONT
PAGE
TAYLOR
RINGGOLD
DECATUR
WAYNE
APPANOOSE
DAVIS
VAN BUREN
WARREN
OTOE
LEE
FULTON
JOHNSON
NEMAHA
ATCHISON
NODAWAY
WORTH
MERCER
PUTNAM
SCOTLAND
CLARK
HANCOCK
GAGE
HARRISON
GENTRY
SULLIVAN
ADAIR
KNOX
PAWNEE
RICHARDSON
HOLT
GRUNDY
ANDREW
DAVIESS
MARSHALL
NEMAHA
BROWN
DEKALB
LINN
MACON
0
50
100
Miles
This map is not a guarantee of coverage and may contain areas with no service. This map reflects a depiction of predicted and approximate wireless coverage. The coverage areas shown do not guarantee service availability and may include locations with limited or no coverage.
Even with a coverage area there are many factors, including customer's equipment, terrain, proximity to buildings, foliage, and weather that may impact service. An all-digital device will not operate or be able to make 911 calls when digital service is not available. The Verizon Wireless Nationwide Rate and Coverage Area includes networks run by other carriers; some of the coverage depicted is based on their information and public sources and we cannot ensure its accuracy. Service may not be available for certain devices throughout the Extended National Enhanced Services Rate and Coverage Areas.
See verizonwireless.com/coveragelocator for additional coverage information.
©2011 Verizon Wireless All rights reserved.
3/25/2011

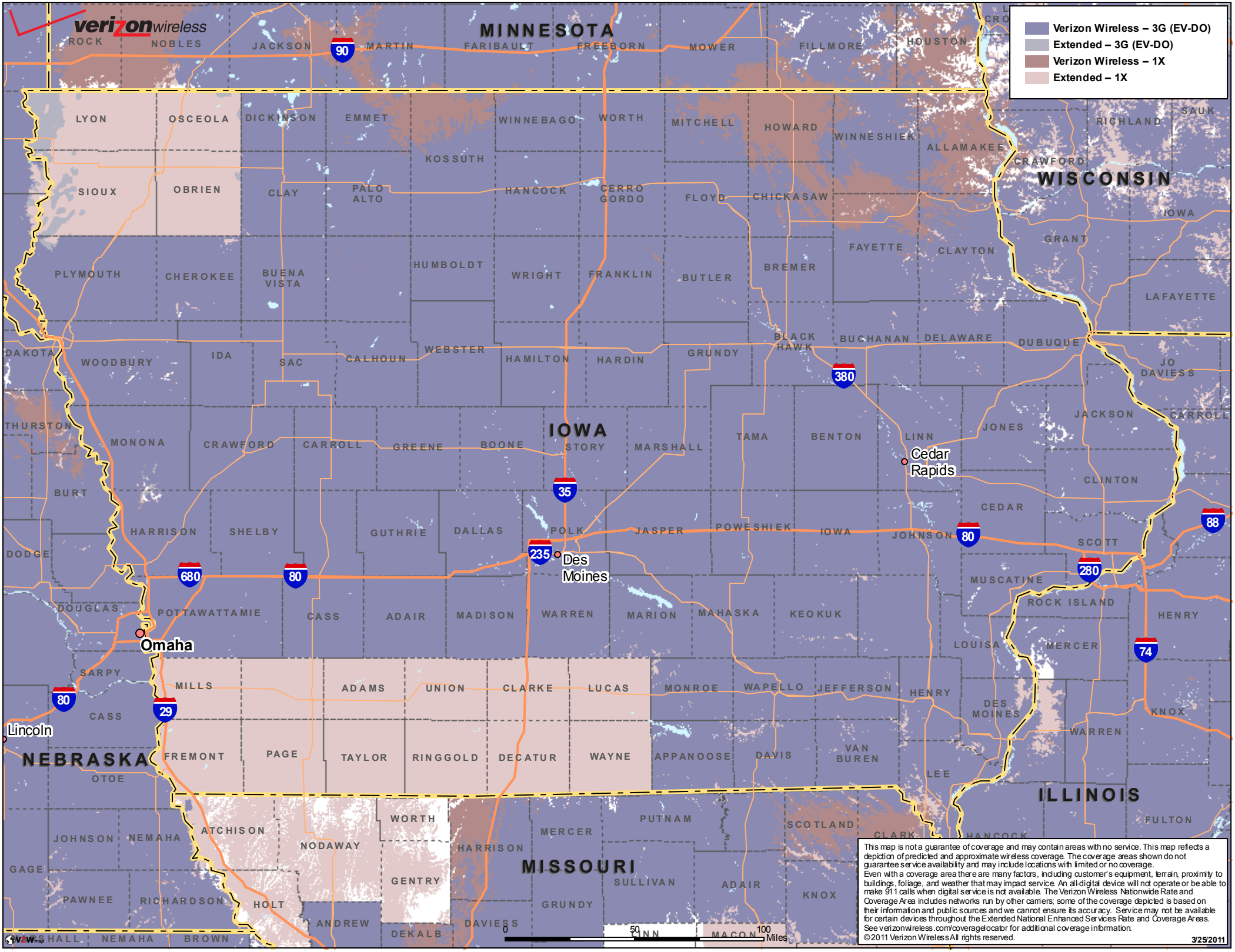
verizon wireless
Verizon Wireless – 3G (EV-DO)
Extended – 3G (EV-DO)
Verizon Wireless – 1X
Extended – 1X
MINNESOTA
WISCONSIN
IOWA
NEBRASKA
ILLINOIS
MISSOURI
Cedar Rapids
Des Moines
Omaha
Lincoln
ROCK
NOBLES
JACKSON
MARTIN
FARIBAULT
FREEBORN
MOWER
FILLMORE
HOUSTON
LYON
OSCEOLA
DICKINSON
EMMET
WINNEBAGO
WORTH
MITCHELL
HOWARD
WINNESHIEK
ALLAMAKEE
RICHLAND
SAUK
CRAWFORD
SIOUX
OBRIEN
CLAY
PALO ALTO
KOSSUTH
HANCOCK
CERRO GORDO
FLOYD
CHICKASAW
IOWA
GRANT
FAYETTE
CLAYTON
PLYMOUTH
CHEROKEE
BUENA VISTA
HUMBOLDT
WRIGHT
FRANKLIN
BUTLER
BREMER
LAFAYETTE
DAKOTA
WOODBURY
IDA
SAC
CALHOUN
WEBSTER
HAMILTON
HARDIN
GRUNDY
BLACK HAWK
BUCHANAN
DELAWARE
DUBUQUE
JO DAVIESS
THURSTON
MONONA
CRAWFORD
CARROLL
GREENE
BOONE
STORY
MARSHALL
TAMA
BENTON
LINN
JONES
JACKSON
CARROLL
BURT
CLINTON
CEDAR
HARRISON
SHELBY
GUTHRIE
DALLAS
POLK
JASPER
POWESHIEK
IOWA
JOHNSON
SCOTT
DODGE
MUSCATINE
ROCK ISLAND
HENRY
DOUGLAS
POTTAWATTAMIE
CASS
ADAIR
MADISON
WARREN
MARION
MAHASKA
KEOKUK
LOUISA
MERCER
SARPY
MILLS
ADAMS
UNION
CLARKE
LUCAS
MONROE
WAPELLO
JEFFERSON
HENRY
DES MOINES
KNOX
CASS
FREMONT
PAGE
TAYLOR
RINGGOLD
DECATUR
WAYNE
APPANOOSE
DAVIS
VAN BUREN
WARREN
OTOE
LEE
FULTON
JOHNSON
NEMAHA
ATCHISON
WORTH
NODAWAY
MERCER
PUTNAM
SCOTLAND
CLARK
HANCOCK
GAGE
HARRISON
GENTRY
SULLIVAN
ADAIR
KNOX
PAWNEE
RICHARDSON
HOLT
GRUNDY
ANDREW
DAVIESS
MARSHALL
NEMAHA
BROWN
DEKALB
LINN
MACON
0
50
100
Miles
This map is not a guarantee of coverage and may contain areas with no service. This map reflects a depiction of predicted and approximate wireless coverage. The coverage areas shown do not guarantee service availability and may include locations with limited or no coverage.
Even with a coverage area there are many factors, including customer's equipment, terrain, proximity to buildings, foliage, and weather that may impact service. An all-digital device will not operate or be able to make 911 calls when digital service is not available. The Verizon Wireless Nationwide Rate and Coverage Area includes networks run by other carriers; some of the coverage depicted is based on their information and public sources and we cannot ensure its accuracy. Service may not be available for certain devices throughout the Extended National Enhanced Services Rate and Coverage Areas.
See verizonwireless.com/coveragelocator for additional coverage information.
©2011 Verizon Wireless All rights reserved.
3/25/2011

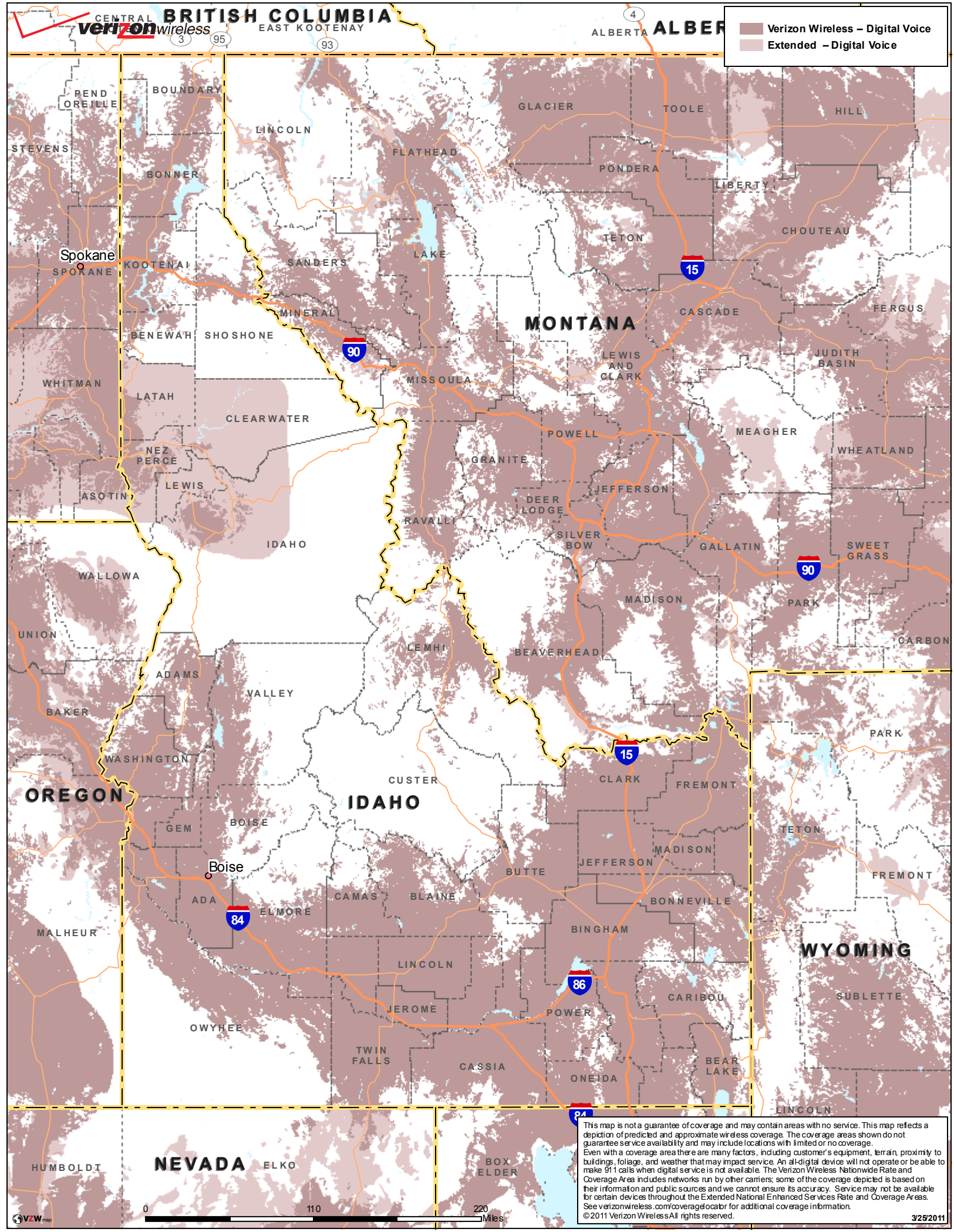
verizon wireless
Verizon Wireless – Digital Voice
Extended – Digital Voice
BRITISH COLUMBIA
CENTRAL
EAST KOOTENAY
ALBERTA
ALBER
PEND OREILLE
BOUNDARY
STEVENS
LINCOLN
BONNER
FLATHEAD
GLACIER
TOOLE
HILL
PONDERA
LIBERTY
TETON
CHOUTEAU
Spokane
SPOKANE
KOOTENAI
SANDERS
LAKE
MINERAL
CASCADE
FERGUS
MONTANA
BENEWAH
SHOSHONE
LEWIS AND CLARK
JUDITH BASIN
WHITMAN
LATAH
MISSOULA
CLEARWATER
POWELL
MEAGHER
WHEATLAND
NEZ PERCE
GRANITE
LEWIS
ASOTIN
JEFFERSON
DEER LODGE
RAVALLI
IDAHO
SILVER BOW
GALLATIN
SWEET GRASS
WALLOWA
MADISON
PARK
UNION
LEMHI
BEAVERHEAD
CARBON
ADAMS
VALLEY
BAKER
WASHINGTON
CLARK
FREMONT
OREGON
CUSTER
IDAHO
GEM
BOISE
TETON
MADISON
Boise
JEFFERSON
BUTTE
FREMONT
ADA
CAMAS
BLAINE
BONNEVILLE
ELMORE
MALHEUR
BINGHAM
WYOMING
LINCOLN
CARIBOU
SUBLETTE
JEROME
POWER
OWYHEE
TWIN FALLS
CASSIA
BEAR LAKE
ONEIDA
LINCOLN
HUMBOLDT
NEVADA
ELKO
BOX ELDER
0
110
220
Miles
VZW map
This map is not a guarantee of coverage and may contain areas with no service. This map reflects a depiction of predicted and approximate wireless coverage. The coverage areas shown do not guarantee service availability and may include locations with limited or no coverage.
Even with a coverage area there are many factors, including customer's equipment, terrain, proximity to buildings, foliage, and weather that may impact service. An all-digital device will not operate or be able to make 911 calls when digital service is not available. The Verizon Wireless Nationwide Rate and Coverage Area includes networks run by other carriers; some of the coverage depicted is based on their information and public sources and we cannot ensure its accuracy. Service may not be available for certain devices throughout the Extended National Enhanced Services Rate and Coverage Areas.
See verizonwireless.com/coveragelocator for additional coverage information.
©2011 Verizon Wireless All rights reserved.
3/25/2011

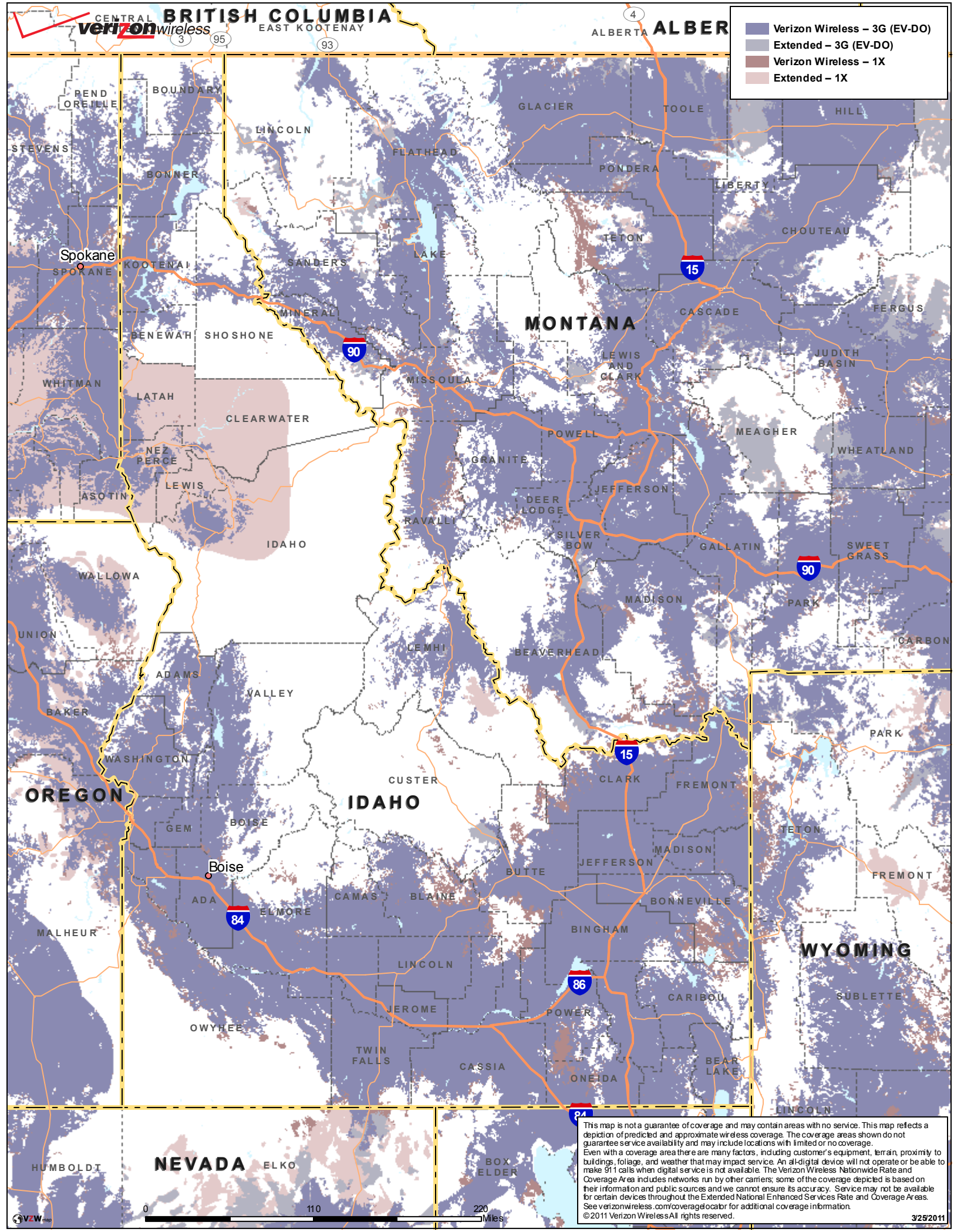
verizon wireless
BRITISH COLUMBIA
CENTRAL
EAST KOOTENAY
ALBERTA
ALBER
Verizon Wireless – 3G (EV-DO)
Extended – 3G (EV-DO)
Verizon Wireless – 1X
Extended – 1X
MONTANA
IDAHO
OREGON
NEVADA
WYOMING
Spokane
Boise
PEND OREILLE
BOUNDARY
STEVENS
LINCOLN
BONNER
KOOTENAI
SPOKANE
SANDERS
FLATHEAD
LAKE
GLACIER
TOOLE
HILL
PONDERA
LIBERTY
TETON
CHOUTEAU
CASCADE
FERGUS
MINERAL
BENEWAH
SHOSHONE
WHITMAN
LATAH
CLEARWATER
NEZ PERCE
LEWIS
ASOTIN
MISSOULA
LEWIS AND CLARK
JUDITH BASIN
POWELL
MEAGHER
WHEATLAND
GRANITE
JEFFERSON
DEER LODGE
RAVALLI
SILVER BOW
GALLATIN
SWEET GRASS
WALLOWA
MADISON
PARK
UNION
CARBON
LEMHI
BEAVERHEAD
ADAMS
VALLEY
BAKER
WASHINGTON
CUSTER
CLARK
FREMONT
GEM
BOISE
MADISON
JEFFERSON
BUTTE
ADA
CAMAS
BLAINE
BONNEVILLE
ELMORE
MALHEUR
BINGHAM
LINCOLN
CARIBOU
SUBLETTE
JEROME
POWER
OWYHEE
TWIN FALLS
CASSIA
BEAR LAKE
ONEIDA
HUMBOLDT
ELKO
BOX ELDER
0
110
220
Miles
This map is not a guarantee of coverage and may contain areas with no service. This map reflects a depiction of predicted and approximate wireless coverage. The coverage areas shown do not guarantee service availability and may include locations with limited or no coverage.
Even with a coverage area there are many factors, including customer's equipment, terrain, proximity to buildings, foliage, and weather that may impact service. An all-digital device will not operate or be able to make 911 calls when digital service is not available. The Verizon Wireless Nationwide Rate and Coverage Area includes networks run by other carriers; some of the coverage depicted is based on their information and public sources and we cannot ensure its accuracy. Service may not be available for certain devices throughout the Extended National Enhanced Services Rate and Coverage Areas.
See verizonwireless.com/coveragelocator for additional coverage information.
©2011 Verizon Wireless All rights reserved.
3/25/2011

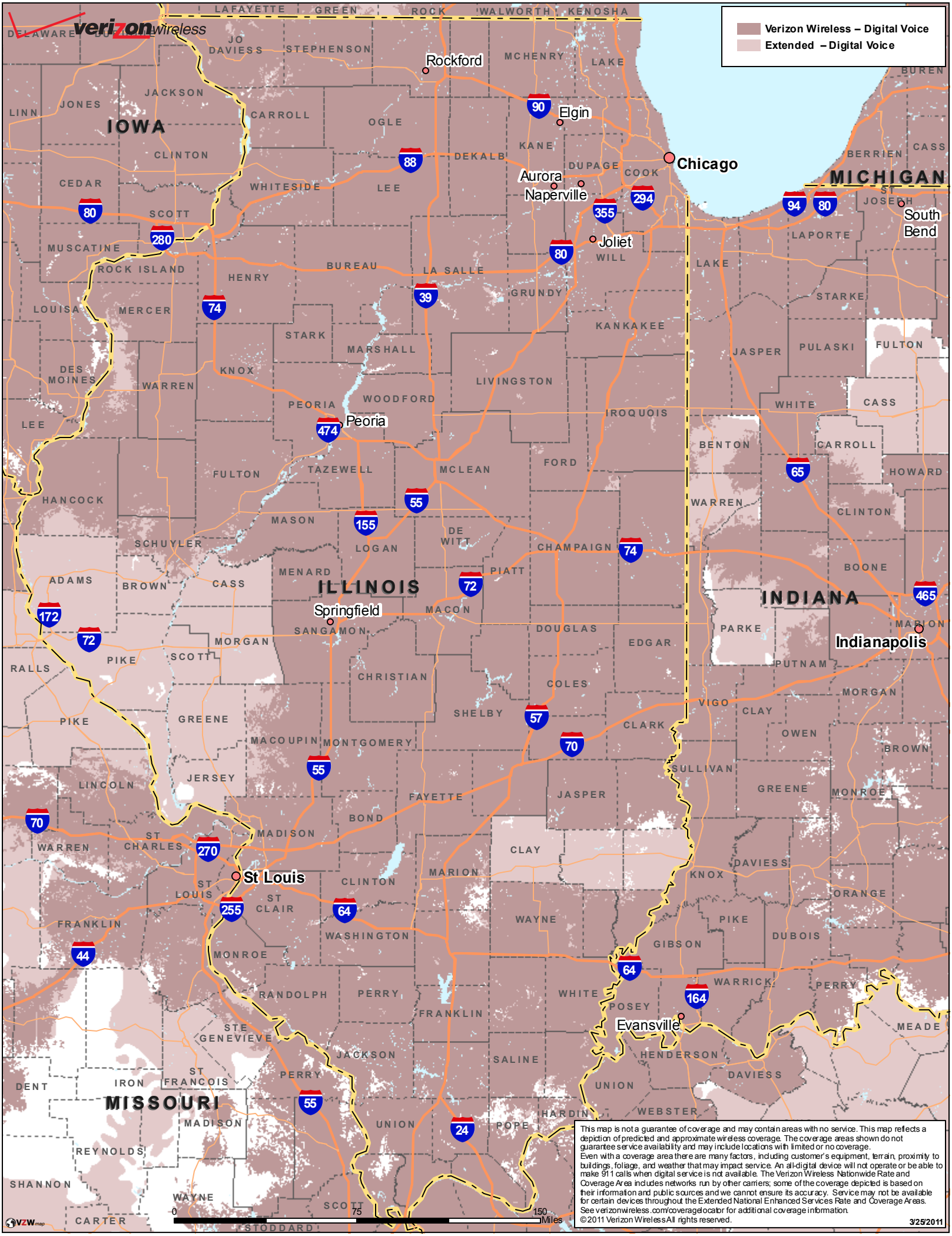

This map is not a guarantee of coverage and may contain areas with no service. This map reflects a depiction of predicted and approximate wireless coverage. The coverage areas shown do not guarantee service availability and may include locations with limited or no coverage.
Even with a coverage area there are many factors, including customer's equipment, terrain, proximity to buildings, foliage, and weather that may impact service. An all-digital device will not operate or be able to make 911 calls when digital service is not available. The Verizon Wireless Nationwide Rate and Coverage Area includes networks run by other carriers; some of the coverage depicted is based on their information and public sources and we cannot ensure its accuracy. Service may not be available for certain devices throughout the Extended National Enhanced Services Rate and Coverage Areas. See verizonwireless.com/coveragelocator for additional coverage information.
© 2011 Verizon Wireless All rights reserved.
3/25/2011

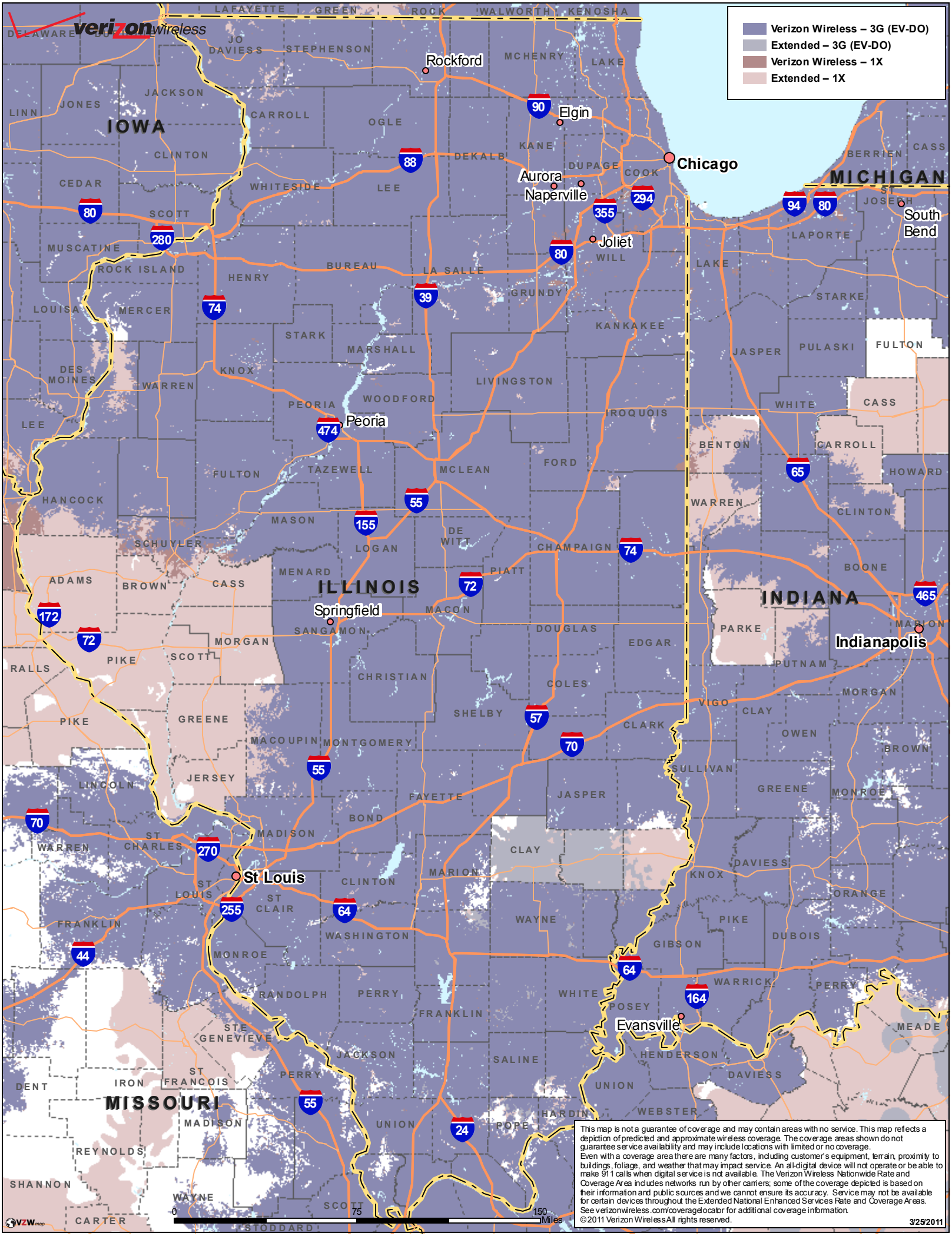
verizon wireless
Verizon Wireless – 3G (EV-DO)
Extended – 3G (EV-DO)
Verizon Wireless – 1X
Extended – 1X
IOWA
ILLINOIS
INDIANA
MICHIGAN
MISSOURI
Rockford
Elgin
Chicago
Aurora
Naperville
Joliet
South Bend
Peoria
Springfield
Indianapolis
St Louis
Evansville
0
75
150
Miles
This map is not a guarantee of coverage and may contain areas with no service. This map reflects a depiction of predicted and approximate wireless coverage. The coverage areas shown do not guarantee service availability and may include locations with limited or no coverage.
Even with a coverage area there are many factors, including customer's equipment, terrain, proximity to buildings, foliage, and weather that may impact service. An all-digital device will not operate or be able to make 911 calls when digital service is not available. The Verizon Wireless Nationwide Rate and Coverage Area includes networks run by other carriers; some of the coverage depicted is based on their information and public sources and we cannot ensure its accuracy. Service may not be available for certain devices throughout the Extended National Enhanced Services Rate and Coverage Areas. See verizonwireless.com/coveragelocator for additional coverage information.
© 2011 Verizon Wireless All rights reserved.
3/25/2011

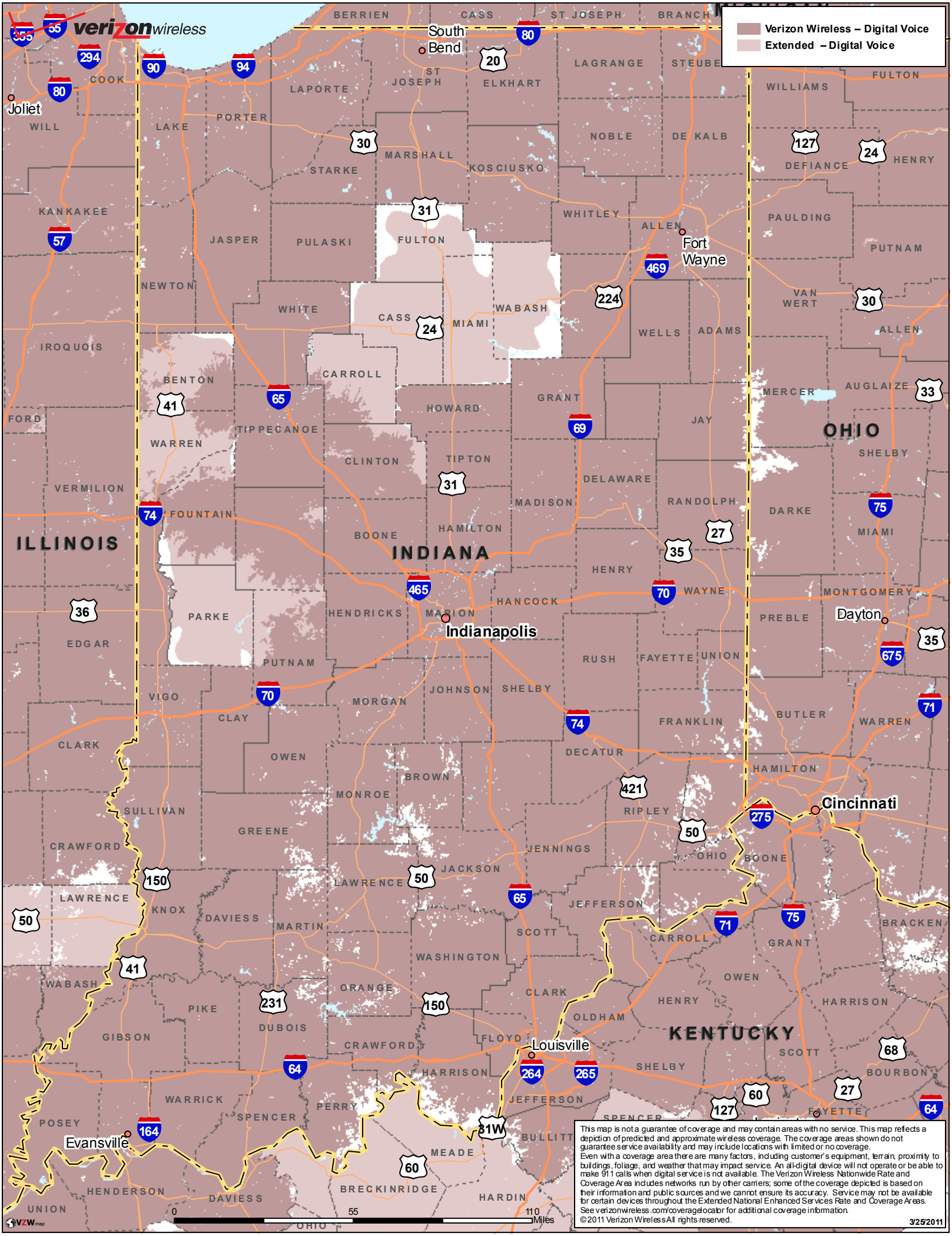
verizon wireless
Verizon Wireless – Digital Voice
Extended – Digital Voice
ILLINOIS
INDIANA
OHIO
KENTUCKY
Joliet
South Bend
Fort Wayne
Indianapolis
Dayton
Cincinnati
Louisville
Evansville
BERRIEN
CASS
ST JOSEPH
BRANCH
COOK
WILL
LAPORTE
ELKHART
LAGRANGE
STEUBEN
WILLIAMS
FULTON
LAKE
PORTER
NOBLE
DE KALB
DEFIANCE
HENRY
KANKAKEE
STARKE
MARSHALL
KOSCIUSKO
WHITLEY
ALLEN
PAULDING
PUTNAM
JASPER
PULASKI
FULTON
NEWTON
WHITE
CASS
MIAMI
WABASH
WELLS
ADAMS
VAN WERT
ALLEN
IROQUOIS
BENTON
CARROLL
GRANT
MERCER
AUGLAIZE
FORD
WARREN
TIPPECANOE
HOWARD
JAY
SHELBY
CLINTON
TIPTON
DELAWARE
VERMILION
FOUNTAIN
MADISON
RANDOLPH
DARKE
MIAMI
BOONE
HAMILTON
HENRY
WAYNE
MONTGOMERY
PARKE
HENDRICKS
MARION
HANCOCK
PREBLE
EDGAR
RUSH
FAYETTE
UNION
PUTNAM
VIGO
JOHNSON
SHELBY
MORGAN
CLAY
FRANKLIN
BUTLER
WARREN
CLARK
OWEN
DECATUR
HAMILTON
BROWN
MONROE
RIPLEY
SULLIVAN
GREENE
JENNINGS
OHIO
BOONE
CRAWFORD
JACKSON
LAWRENCE
KNOX
DAVIESS
JEFFERSON
MARTIN
SCOTT
CARROLL
GRANT
BRACKEN
WASHINGTON
WABASH
ORANGE
CLARK
OWEN
HENRY
HARRISON
PIKE
DUBOIS
OLDHAM
GIBSON
FLOYD
CRAWFORD
SCOTT
SHELBY
BOURBON
HARRISON
WARRICK
PERRY
JEFFERSON
SPENCER
POSEY
BULLITT
FAYETTE
MEADE
HENDERSON
DAVIESS
BRECKINRIDGE
HARDIN
UNION
OHIO
0
55
110
Miles
This map is not a guarantee of coverage and may contain areas with no service. This map reflects a depiction of predicted and approximate wireless coverage. The coverage areas shown do not guarantee service availability and may include locations with limited or no coverage.
Even with a coverage area there are many factors, including customer's equipment, terrain, proximity to buildings, foliage, and weather that may impact service. An all-digital device will not operate or be able to make 911 calls when digital service is not available. The Verizon Wireless Nationwide Rate and Coverage Area includes networks run by other carriers; some of the coverage depicted is based on their information and public sources and we cannot ensure its accuracy. Service may not be available for certain devices throughout the Extended National Enhanced Services Rate and Coverage Areas.
See verizonwireless.com/coveragelocator for additional coverage information.
© 2011 Verizon Wireless All rights reserved.
3/25/2011

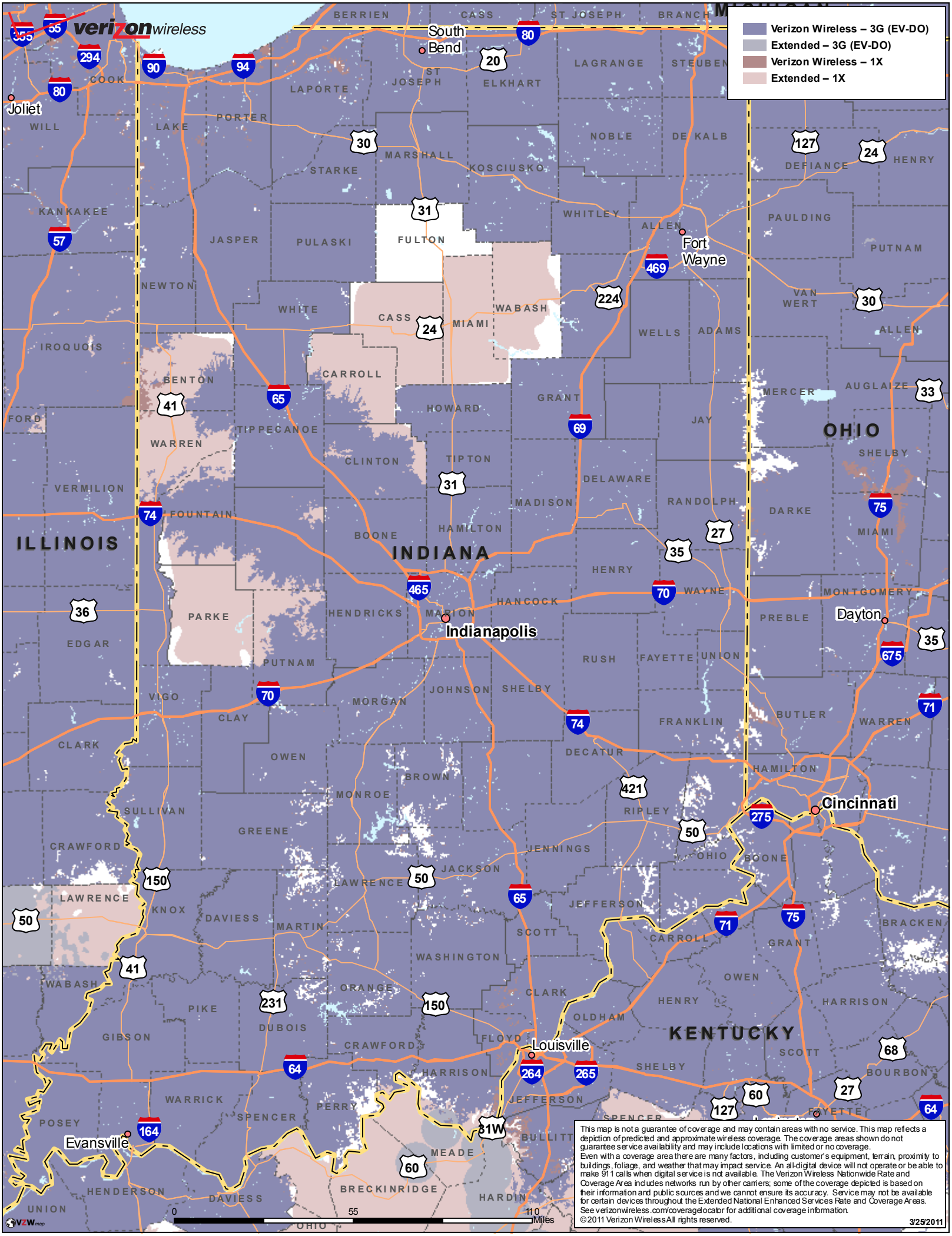
verizon wireless
Verizon Wireless – 3G (EV-DO)
Extended – 3G (EV-DO)
Verizon Wireless – 1X
Extended – 1X
ILLINOIS
INDIANA
OHIO
KENTUCKY
Joliet
South Bend
Fort Wayne
Indianapolis
Dayton
Cincinnati
Louisville
Evansville
0
55
110
Miles
This map is not a guarantee of coverage and may contain areas with no service. This map reflects a depiction of predicted and approximate wireless coverage. The coverage areas shown do not guarantee service availability and may include locations with limited or no coverage.
Even with a coverage area there are many factors, including customer's equipment, terrain, proximity to buildings, foliage, and weather that may impact service. An all-digital device will not operate or be able to make 911 calls when digital service is not available. The Verizon Wireless Nationwide Rate and Coverage Area includes networks run by other carriers; some of the coverage depicted is based on their information and public sources and we cannot ensure its accuracy. Service may not be available for certain devices throughout the Extended National Enhanced Services Rate and Coverage Areas. See verizonwireless.com/coveragelocator for additional coverage information.
© 2011 Verizon Wireless All rights reserved.
3/25/2011

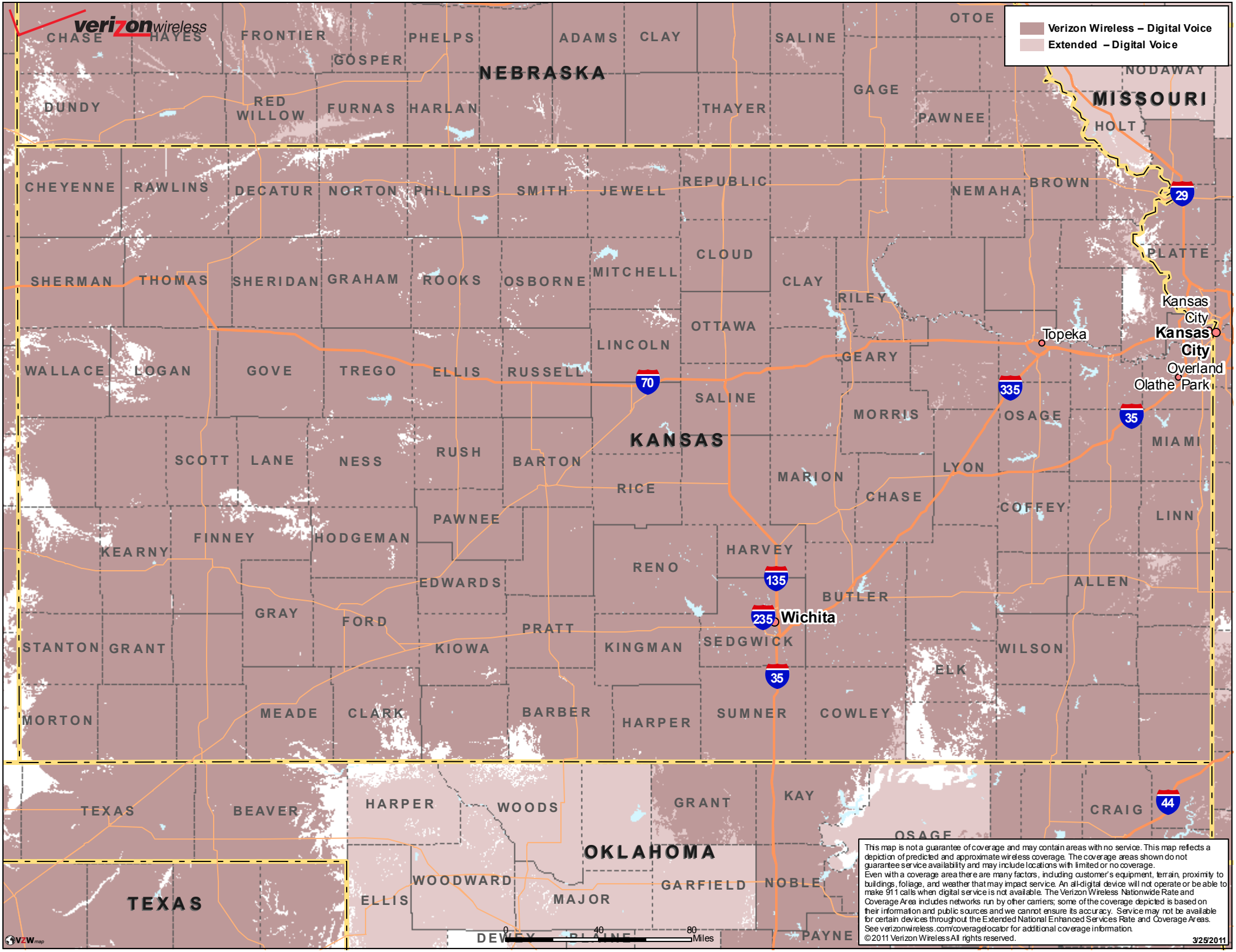

This map is not a guarantee of coverage and may contain areas with no service. This map reflects a depiction of predicted and approximate wireless coverage. The coverage areas shown do not guarantee service availability and may include locations with limited or no coverage.
Even with a coverage area there are many factors, including customer's equipment, terrain, proximity to buildings, foliage, and weather that may impact service. An all-digital device will not operate or be able to make 911 calls when digital service is not available. The Verizon Wireless Nationwide Rate and Coverage Area includes networks run by other carriers; some of the coverage depicted is based on their information and public sources and we cannot ensure its accuracy. Service may not be available for certain devices throughout the Extended National Enhanced Services Rate and Coverage Areas. See verizonwireless.com/coveragelocator for additional coverage information.

©2011 Verizon Wireless All rights reserved.

3/25/2011

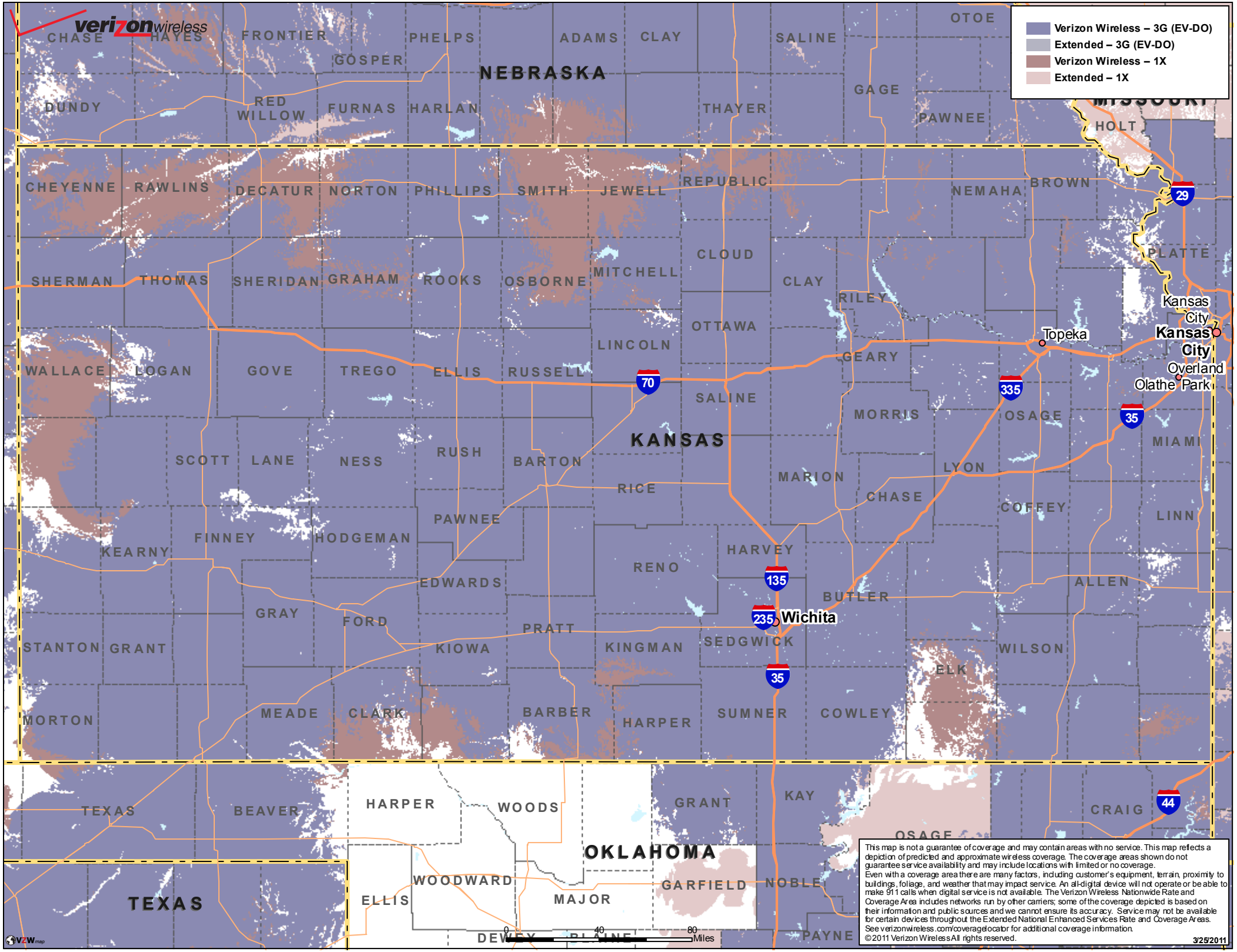

This map is not a guarantee of coverage and may contain areas with no service. This map reflects a depiction of predicted and approximate wireless coverage. The coverage areas shown do not guarantee service availability and may include locations with limited or no coverage.
Even with a coverage area there are many factors, including customer's equipment, terrain, proximity to buildings, foliage, and weather that may impact service. An all-digital device will not operate or be able to make 911 calls when digital service is not available. The Verizon Wireless Nationwide Rate and Coverage Area includes networks run by other carriers; some of the coverage depicted is based on their information and public sources and we cannot ensure its accuracy. Service may not be available for certain devices throughout the Extended National Enhanced Services Rate and Coverage Areas. See verizonwireless.com/coveragelocator for additional coverage information.

©2011 Verizon Wireless All rights reserved.

3/25/2011

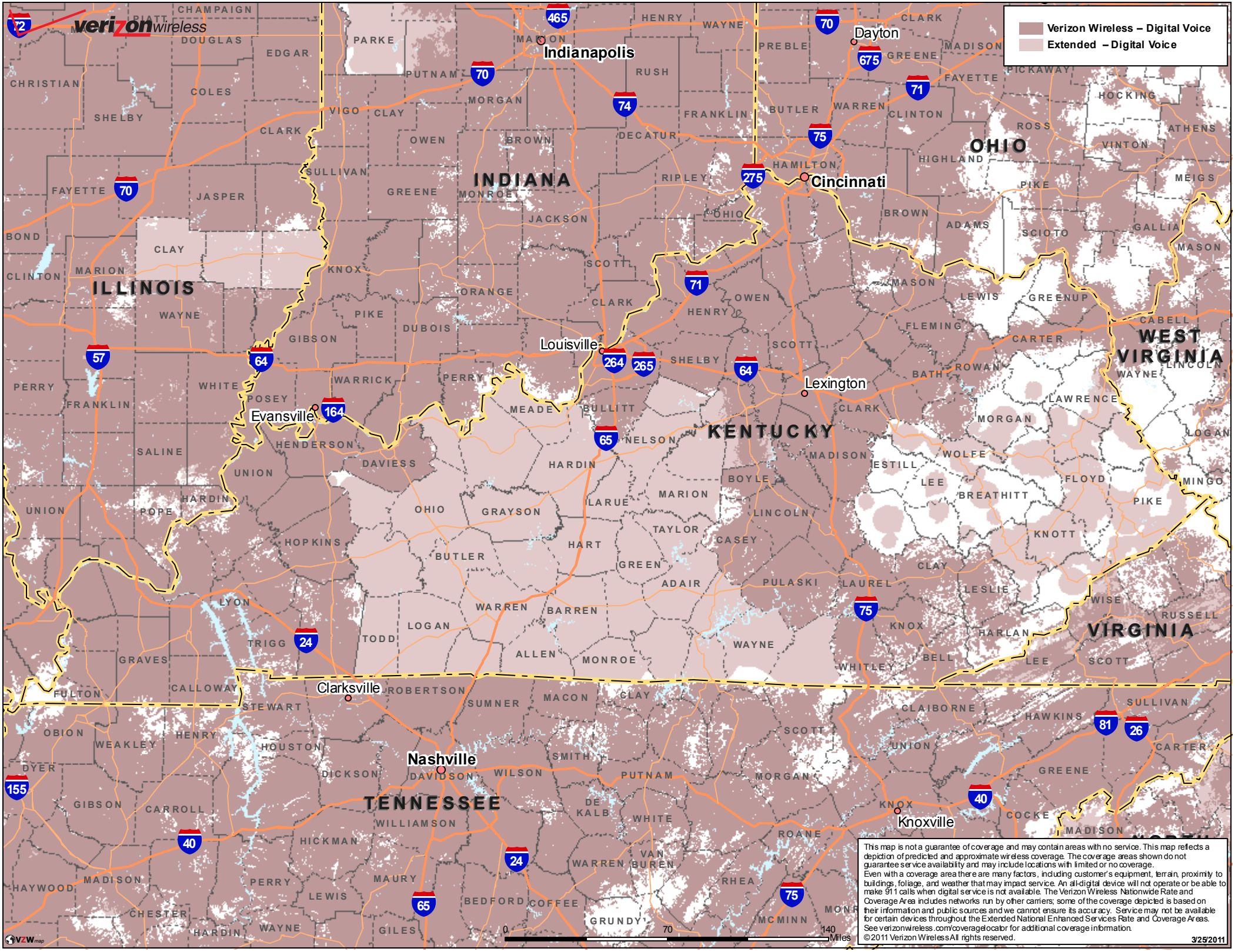
verizon wireless
Verizon Wireless – Digital Voice
Extended – Digital Voice
Indianapolis
Dayton
Cincinnati
Louisville
Lexington
Evansville
Clarksville
Nashville
Knoxville
INDIANA
OHIO
ILLINOIS
KENTUCKY
WEST VIRGINIA
VIRGINIA
TENNESSEE
This map is not a guarantee of coverage and may contain areas with no service. This map reflects a depiction of predicted and approximate wireless coverage. The coverage areas shown do not guarantee service availability and may include locations with limited or no coverage.
Even with a coverage area there are many factors, including customer's equipment, terrain, proximity to buildings, foliage, and weather that may impact service. An all-digital device will not operate or be able to make 911 calls when digital service is not available. The Verizon Wireless Nationwide Rate and Coverage Area includes networks run by other carriers; some of the coverage depicted is based on their information and public sources and we cannot ensure its accuracy. Service may not be available for certain devices throughout the Extended National Enhanced Services Rate and Coverage Areas.
See verizonwireless.com/coveragelocator for additional coverage information.
©2011 Verizon Wireless All rights reserved.
3/25/2011
0
70
140
Miles

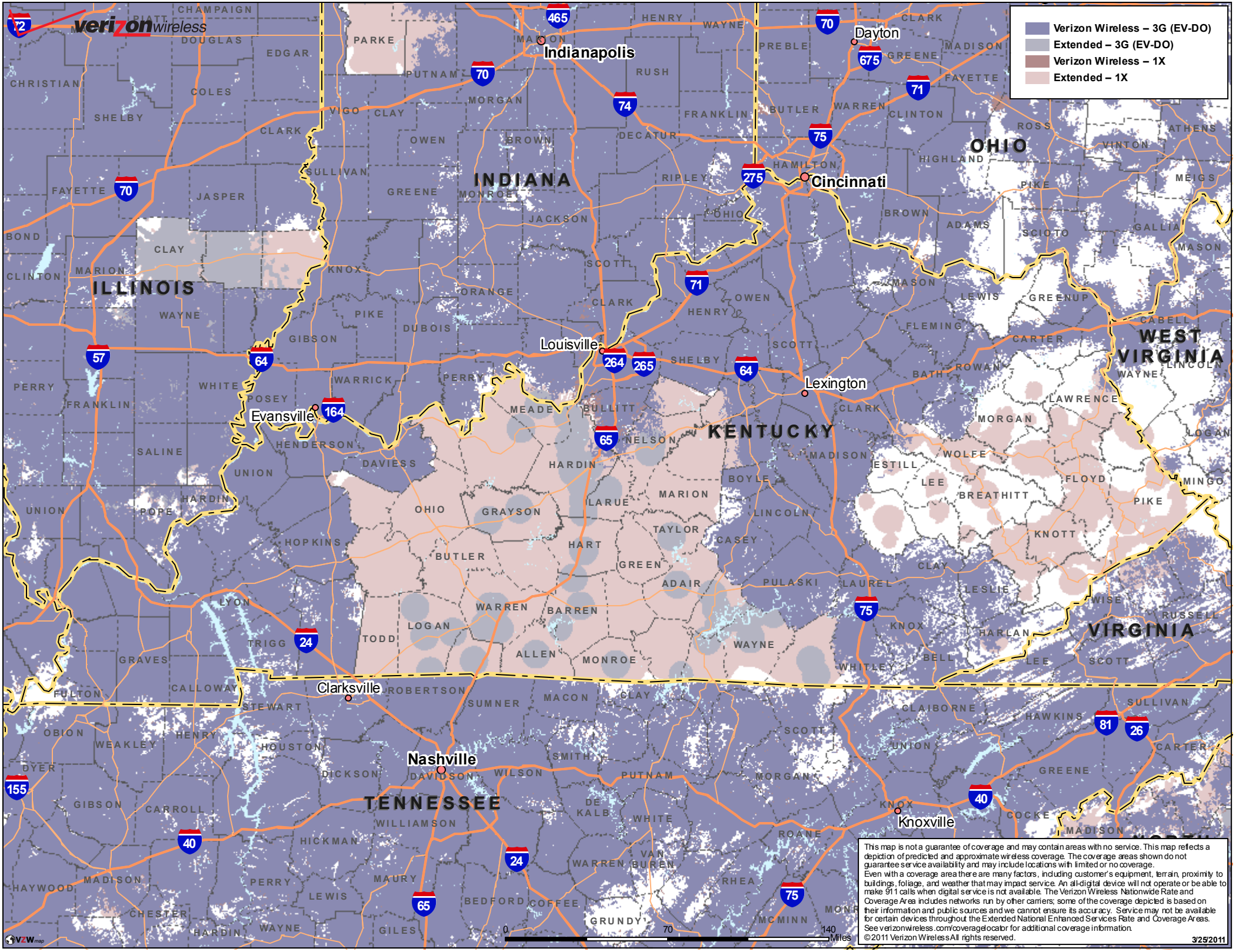
verizon wireless
Verizon Wireless – 3G (EV-DO)
Extended – 3G (EV-DO)
Verizon Wireless – 1X
Extended – 1X
Indianapolis
Dayton
Cincinnati
Louisville
Lexington
Evansville
Clarksville
Nashville
Knoxville
INDIANA
OHIO
ILLINOIS
KENTUCKY
WEST VIRGINIA
VIRGINIA
TENNESSEE
0
70
140
Miles
This map is not a guarantee of coverage and may contain areas with no service. This map reflects a depiction of predicted and approximate wireless coverage. The coverage areas shown do not guarantee service availability and may include locations with limited or no coverage.
Even with a coverage area there are many factors, including customer's equipment, terrain, proximity to buildings, foliage, and weather that may impact service. An all-digital device will not operate or be able to make 911 calls when digital service is not available. The Verizon Wireless Nationwide Rate and Coverage Area includes networks run by other carriers; some of the coverage depicted is based on their information and public sources and we cannot ensure its accuracy. Service may not be available for certain devices throughout the Extended National Enhanced Services Rate and Coverage Areas.
See verizonwireless.com/coveragelocator for additional coverage information.
©2011 Verizon Wireless All rights reserved.
3/25/2011

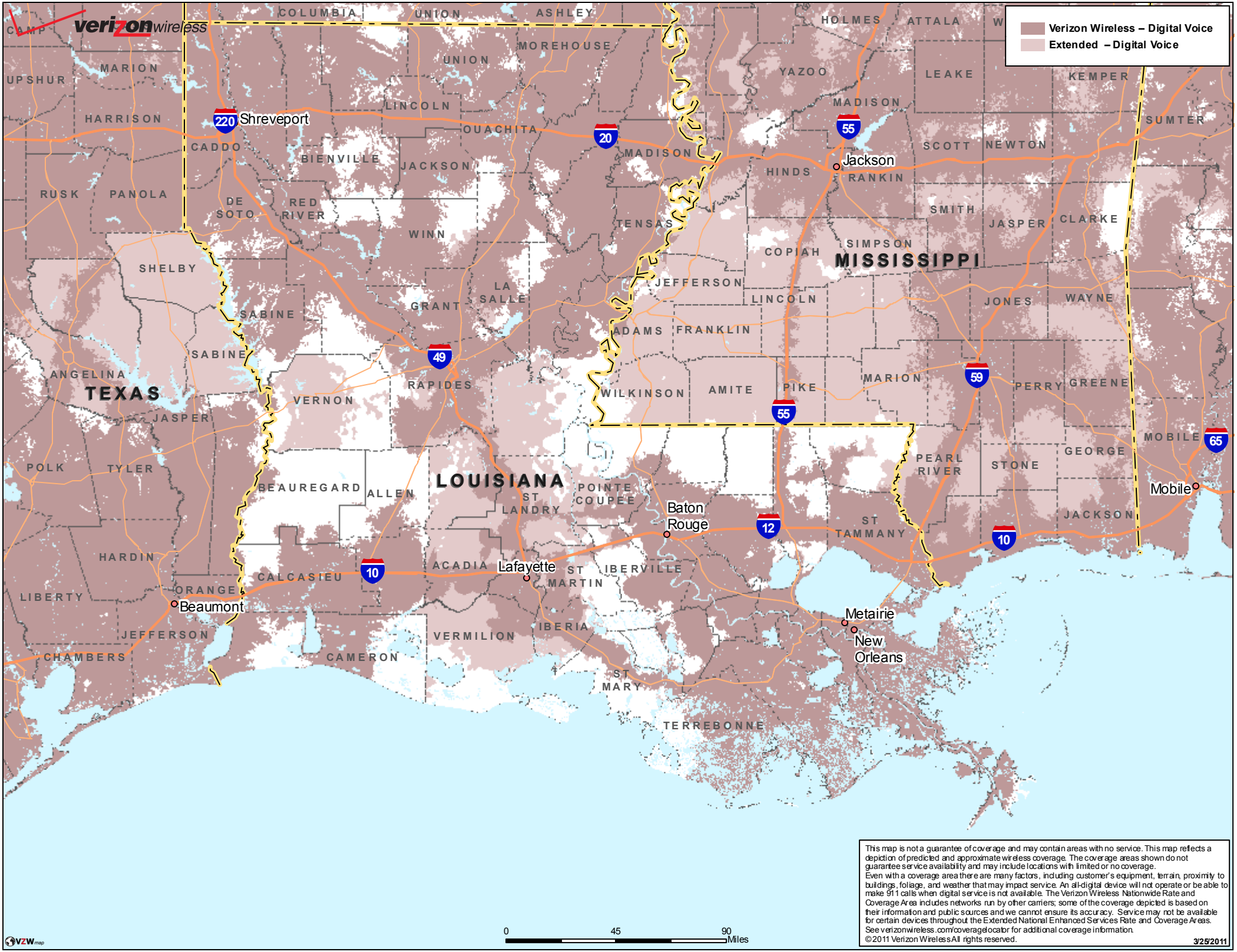

This map is not a guarantee of coverage and may contain areas with no service. This map reflects a depiction of predicted and approximate wireless coverage. The coverage areas shown do not guarantee service availability and may include locations with limited or no coverage.
Even with a coverage area there are many factors, including customer's equipment, terrain, proximity to buildings, foliage, and weather that may impact service. An all-digital device will not operate or be able to make 911 calls when digital service is not available. The Verizon Wireless Nationwide Rate and Coverage Area includes networks run by other carriers; some of the coverage depicted is based on their information and public sources and we cannot ensure its accuracy. Service may not be available for certain devices throughout the Extended National Enhanced Services Rate and Coverage Areas. See verizonwireless.com/coveragelocator for additional coverage information.

©2011 Verizon Wireless All rights reserved.

3/25/2011

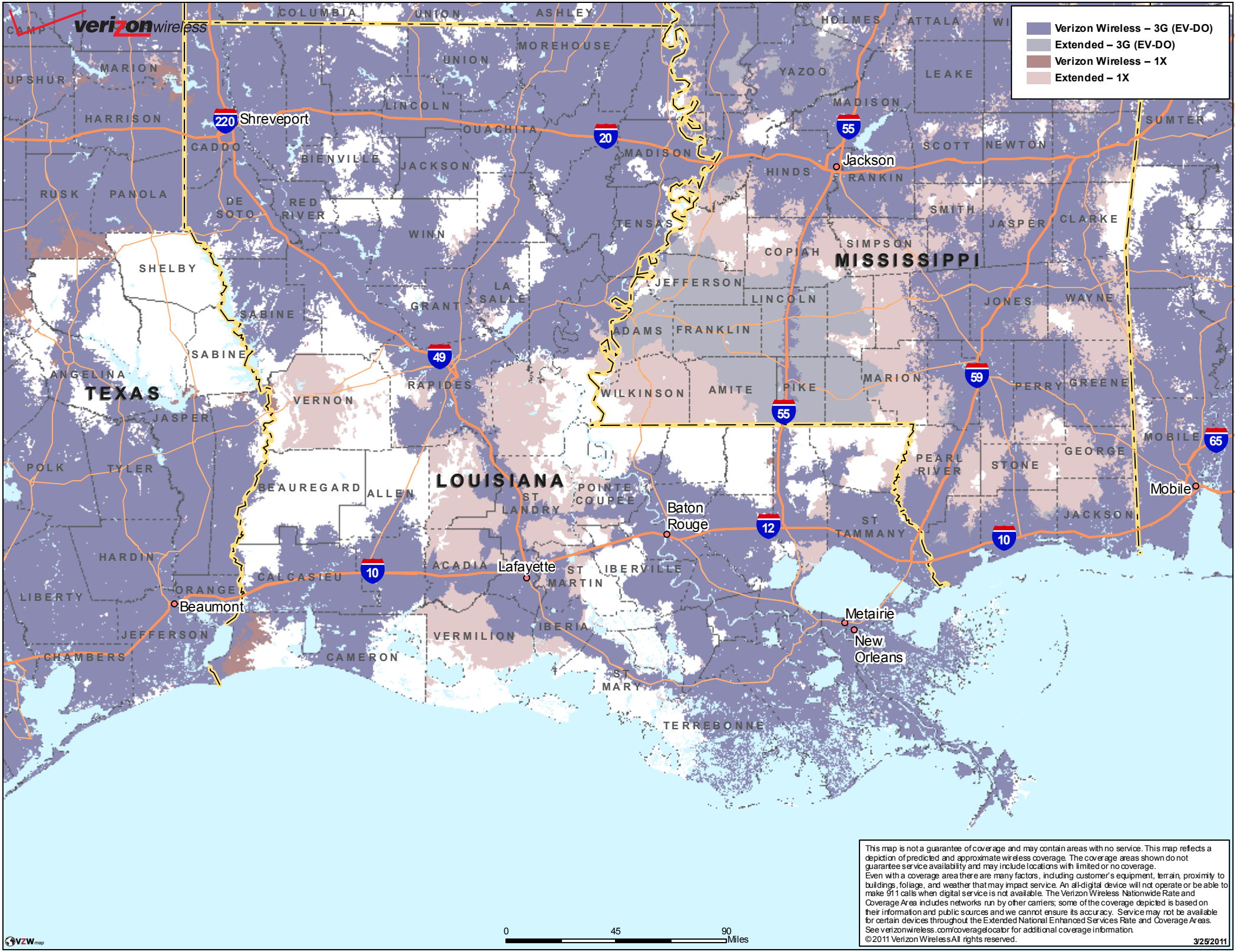

This map is not a guarantee of coverage and may contain areas with no service. This map reflects a depiction of predicted and approximate wireless coverage. The coverage areas shown do not guarantee service availability and may include locations with limited or no coverage.
Even with a coverage area there are many factors, including customer's equipment, terrain, proximity to buildings, foliage, and weather that may impact service. An all-digital device will not operate or be able to make 911 calls when digital service is not available. The Verizon Wireless Nationwide Rate and Coverage Area includes networks run by other carriers; some of the coverage depicted is based on their information and public sources and we cannot ensure its accuracy. Service may not be available for certain devices throughout the Extended National Enhanced Services Rate and Coverage Areas. See verizonwireless.com/coveragelocator for additional coverage information.

©2011 Verizon Wireless All rights reserved.

3/25/2011

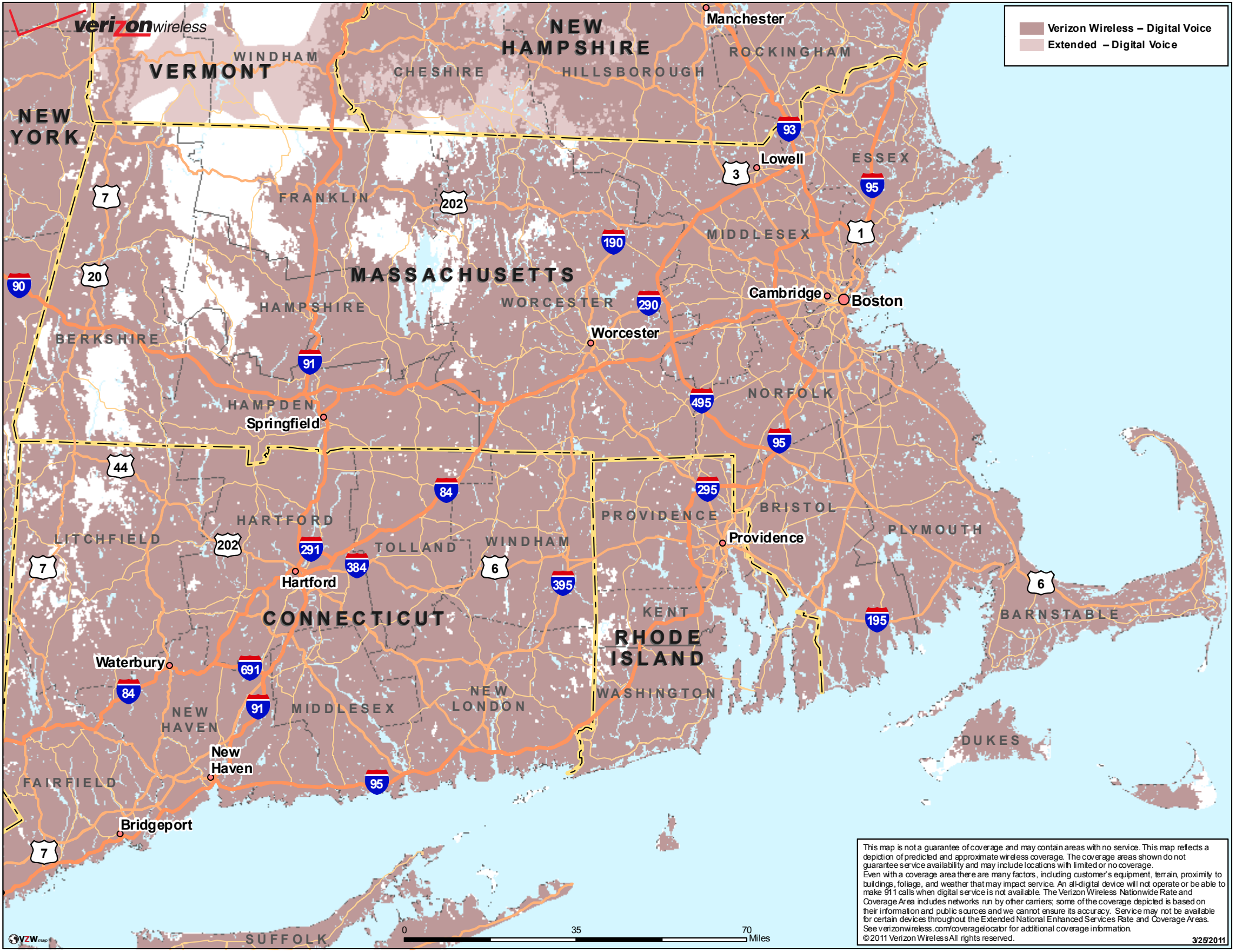
verizon wireless
Verizon Wireless – Digital Voice
Extended – Digital Voice
NEW HAMPSHIRE
VERMONT
NEW YORK
MASSACHUSETTS
CONNECTICUT
RHODE ISLAND
WINDHAM
CHESHIRE
HILLSBOROUGH
ROCKINGHAM
ESSEX
FRANKLIN
MIDDLESEX
HAMPSHIRE
WORCESTER
BERKSHIRE
HAMPDEN
NORFOLK
HARTFORD
LITCHFIELD
TOLLAND
WINDHAM
PROVIDENCE
BRISTOL
PLYMOUTH
KENT
WASHINGTON
BARNSTABLE
DUKES
NEW HAVEN
MIDDLESEX
NEW LONDON
FAIRFIELD
SUFFOLK
Manchester
Lowell
Cambridge
Boston
Worcester
Springfield
Providence
Hartford
Waterbury
New Haven
Bridgeport
0
35
70
Miles
This map is not a guarantee of coverage and may contain areas with no service. This map reflects a depiction of predicted and approximate wireless coverage. The coverage areas shown do not guarantee service availability and may include locations with limited or no coverage.
Even with a coverage area there are many factors, including customer's equipment, terrain, proximity to buildings, foliage, and weather that may impact service. An all-digital device will not operate or be able to make 911 calls when digital service is not available. The Verizon Wireless Nationwide Rate and Coverage Area includes networks run by other carriers; some of the coverage depicted is based on their information and public sources and we cannot ensure its accuracy. Service may not be available for certain devices throughout the Extended National Enhanced Services Rate and Coverage Areas.
See verizonwireless.com/coveragelocator for additional coverage information.
©2011 Verizon Wireless All rights reserved.
3/25/2011

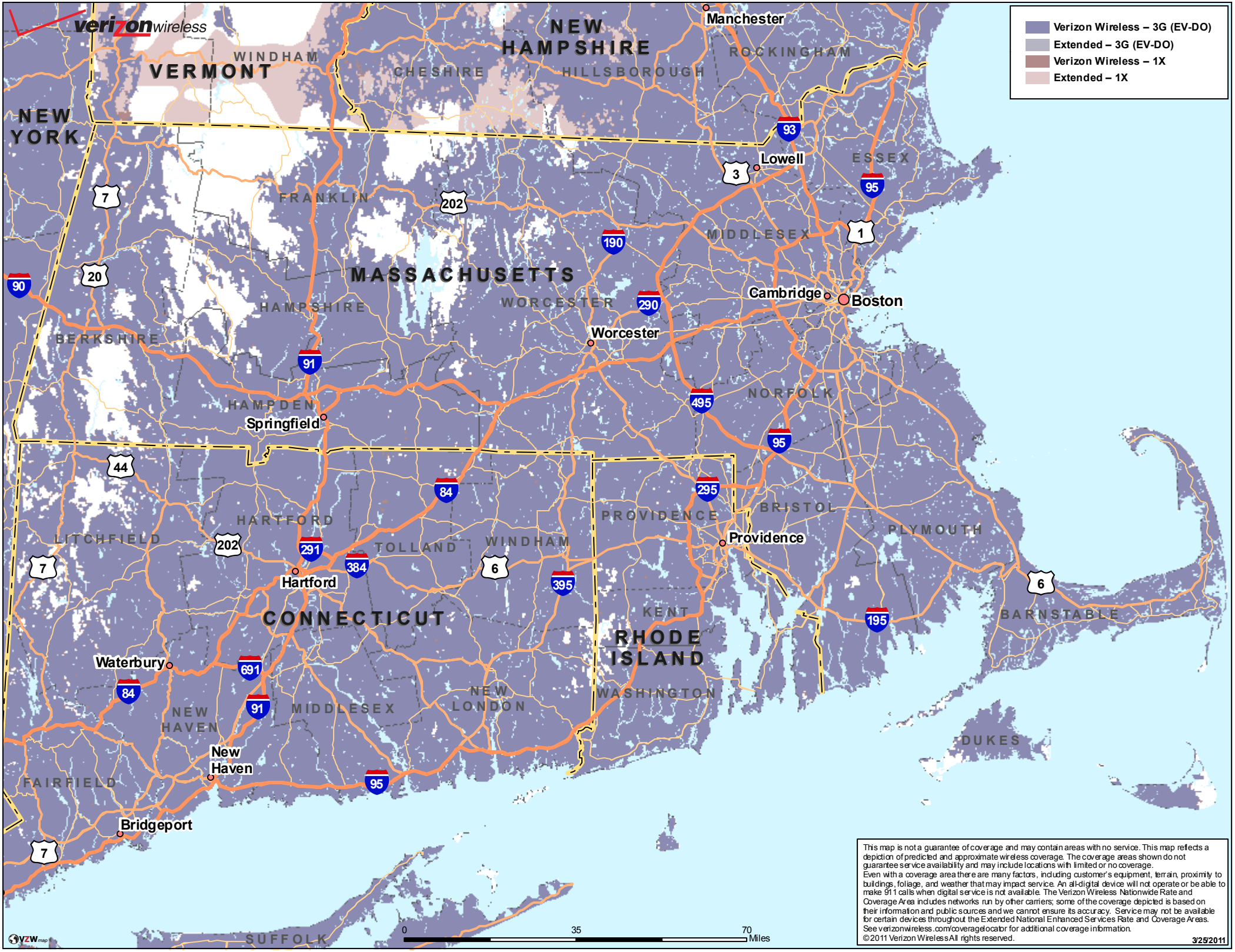
verizon wireless
Verizon Wireless – 3G (EV-DO)
Extended – 3G (EV-DO)
Verizon Wireless – 1X
Extended – 1X
NEW HAMPSHIRE
VERMONT
NEW YORK
MASSACHUSETTS
CONNECTICUT
RHODE ISLAND
WINDHAM
CHESHIRE
HILLSBOROUGH
ROCKINGHAM
ESSEX
FRANKLIN
MIDDLESEX
HAMPSHIRE
WORCESTER
BERKSHIRE
HAMPDEN
NORFOLK
HARTFORD
LITCHFIELD
TOLLAND
WINDHAM
PROVIDENCE
BRISTOL
PLYMOUTH
KENT
BARNSTABLE
WASHINGTON
NEW LONDON
NEW HAVEN
FAIRFIELD
DUKES
SUFFOLK
Manchester
Lowell
Cambridge
Boston
Worcester
Springfield
Providence
Hartford
Waterbury
New Haven
Bridgeport
0
35
70
Miles
This map is not a guarantee of coverage and may contain areas with no service. This map reflects a depiction of predicted and approximate wireless coverage. The coverage areas shown do not guarantee service availability and may include locations with limited or no coverage.
Even with a coverage area there are many factors, including customer's equipment, terrain, proximity to buildings, foliage, and weather that may impact service. An all-digital device will not operate or be able to make 911 calls when digital service is not available. The Verizon Wireless Nationwide Rate and Coverage Area includes networks run by other carriers; some of the coverage depicted is based on their information and public sources and we cannot ensure its accuracy. Service may not be available for certain devices throughout the Extended National Enhanced Services Rate and Coverage Areas.
See verizonwireless.com/coveragelocator for additional coverage information.
©2011 Verizon Wireless All rights reserved.
3/25/2011

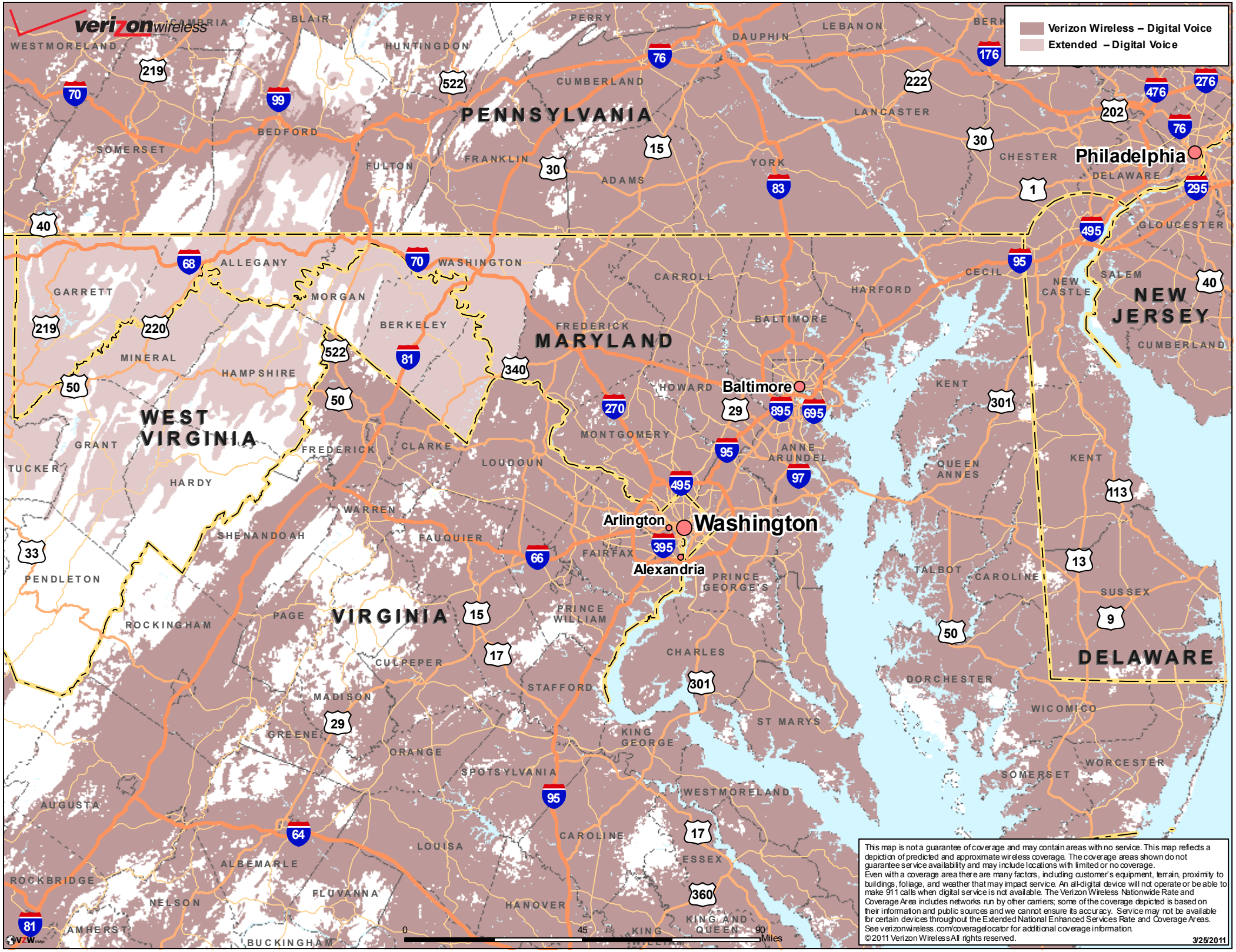
verizon wireless
Verizon Wireless – Digital Voice
Extended – Digital Voice
PENNSYLVANIA
MARYLAND
WEST VIRGINIA
VIRGINIA
NEW JERSEY
DELAWARE
Philadelphia
Baltimore
Washington
Arlington
Alexandria
WESTMORELAND
CAMBRIA
BLAIR
HUNTINGDON
PERRY
DAUPHIN
LEBANON
BERK
CUMBERLAND
LANCASTER
BEDFORD
SOMERSET
FULTON
FRANKLIN
ADAMS
YORK
CHESTER
DELAWARE
GLOUCESTER
ALLEGANY
WASHINGTON
CARROLL
HARFORD
CECIL
NEW CASTLE
SALEM
GARRETT
MORGAN
BERKELEY
FREDERICK
BALTIMORE
MINERAL
HAMPSHIRE
HOWARD
KENT
MONTGOMERY
ANNE ARUNDEL
QUEEN ANNES
GRANT
TUCKER
HARDY
FREDERICK
CLARKE
LOUDOUN
WARREN
SHENANDOAH
FAUQUIER
FAIRFAX
PRINCE GEORGE'S
TALBOT
CAROLINE
SUSSEX
PENDLETON
ROCKINGHAM
PAGE
PRINCE WILLIAM
CHARLES
CULPEPER
STAFFORD
DORCHESTER
MADISON
ST MARYS
WICOMICO
GREENE
KING GEORGE
ORANGE
SPOTSYLVANIA
WORCESTER
SOMERSET
WESTMORELAND
AUGUSTA
CAROLINE
LOUISA
ESSEX
ALBEMARLE
ROCKBRIDGE
FLUVANNA
NELSON
HANOVER
KING AND QUEEN
AMHERST
KING
BUCKINGHAM
0
45
90
Miles
This map is not a guarantee of coverage and may contain areas with no service. This map reflects a depiction of predicted and approximate wireless coverage. The coverage areas shown do not guarantee service availability and may include locations with limited or no coverage.
Even with a coverage area there are many factors, including customer's equipment, terrain, proximity to buildings, foliage, and weather that may impact service. An all-digital device will not operate or be able to make 911 calls when digital service is not available. The Verizon Wireless Nationwide Rate and Coverage Area includes networks run by other carriers; some of the coverage depicted is based on their information and public sources and we cannot ensure its accuracy. Service may not be available for certain devices throughout the Extended National Enhanced Services Rate and Coverage Areas.
See verizonwireless.com/coveragelocator for additional coverage information.
©2011 Verizon Wireless All rights reserved.
3/25/2011

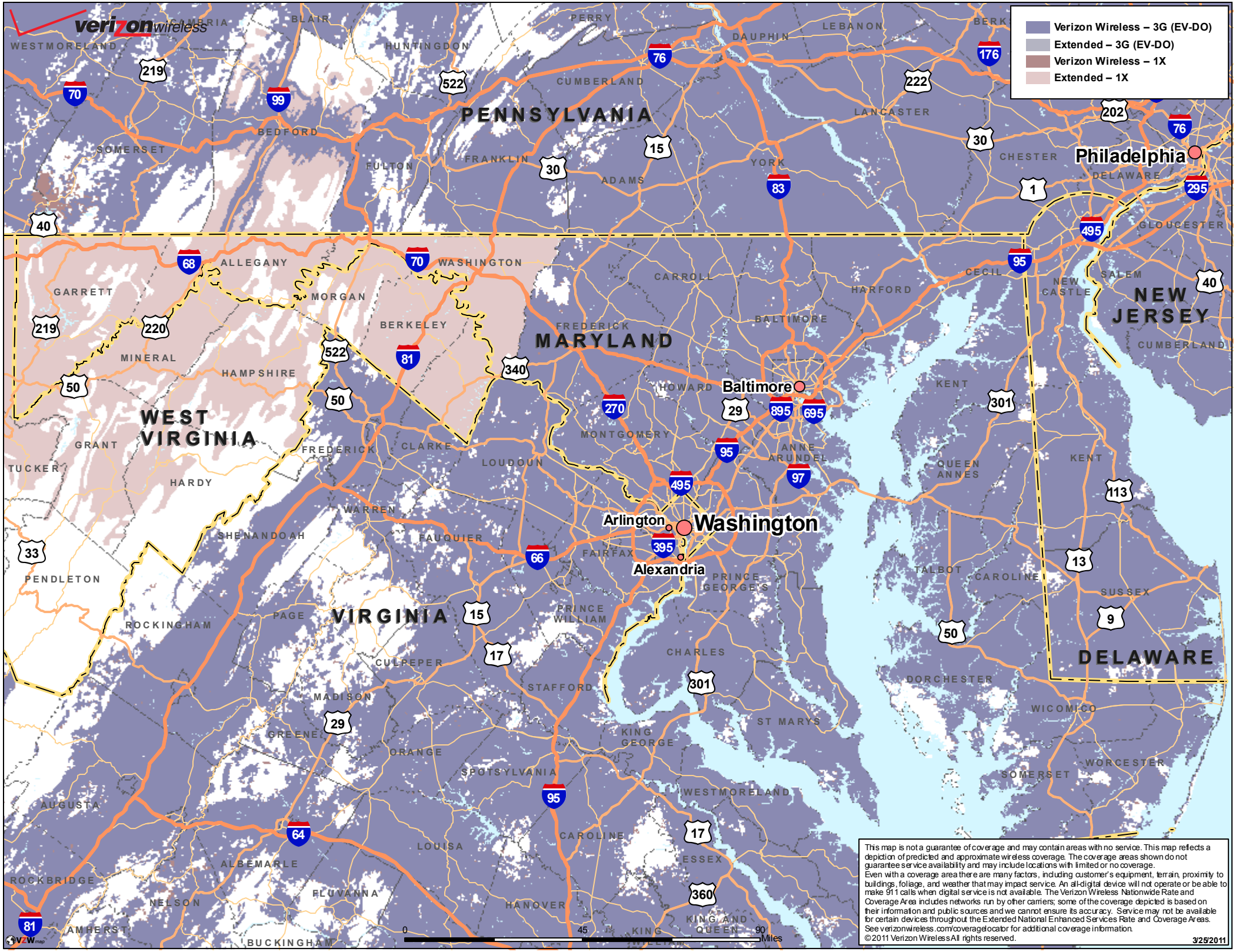
verizon wireless
Verizon Wireless – 3G (EV-DO)
Extended – 3G (EV-DO)
Verizon Wireless – 1X
Extended – 1X
PENNSYLVANIA
MARYLAND
WEST VIRGINIA
VIRGINIA
NEW JERSEY
DELAWARE
Philadelphia
Baltimore
Washington
Arlington
Alexandria
WESTMORELAND
CAMBRIA
BLAIR
PERRY
DAUPHIN
LEBANON
BERK
HUNTINGDON
CUMBERLAND
LANCASTER
BEDFORD
SOMERSET
FULTON
FRANKLIN
ADAMS
YORK
CHESTER
DELAWARE
GLOUCESTER
ALLEGANY
WASHINGTON
GARRETT
MORGAN
BERKELEY
CARROLL
HARFORD
CECIL
NEW CASTLE
SALEM
CUMBERLAND
FREDERICK
BALTIMORE
MINERAL
HAMPSHIRE
HOWARD
KENT
MONTGOMERY
ANNE ARUNDEL
QUEEN ANNES
KENT
GRANT
TUCKER
HARDY
FREDERICK
CLARKE
LOUDOUN
WARREN
SHENANDOAH
FAUQUIER
FAIRFAX
PRINCE GEORGES
TALBOT
CAROLINE
SUSSEX
PENDLETON
ROCKINGHAM
PAGE
PRINCE WILLIAM
CHARLES
CULPEPER
STAFFORD
DORCHESTER
MADISON
ST MARYS
WICOMICO
GREENE
KING GEORGE
ORANGE
SPOTSYLVANIA
WORCESTER
SOMERSET
WESTMORELAND
AUGUSTA
CAROLINE
LOUISA
ESSEX
ALBEMARLE
ROCKBRIDGE
FLUVANNA
NELSON
HANOVER
KING AND QUEEN
AMHERST
KING
BUCKINGHAM
0
45
90
Miles
This map is not a guarantee of coverage and may contain areas with no service. This map reflects a depiction of predicted and approximate wireless coverage. The coverage areas shown do not guarantee service availability and may include locations with limited or no coverage.
Even with a coverage area there are many factors, including customer's equipment, terrain, proximity to buildings, foliage, and weather that may impact service. An all-digital device will not operate or be able to make 911 calls when digital service is not available. The Verizon Wireless Nationwide Rate and Coverage Area includes networks run by other carriers; some of the coverage depicted is based on their information and public sources and we cannot ensure its accuracy. Service may not be available for certain devices throughout the Extended National Enhanced Services Rate and Coverage Areas.
See verizonwireless.com/coveragelocator for additional coverage information.
©2011 Verizon Wireless All rights reserved.
3/25/2011

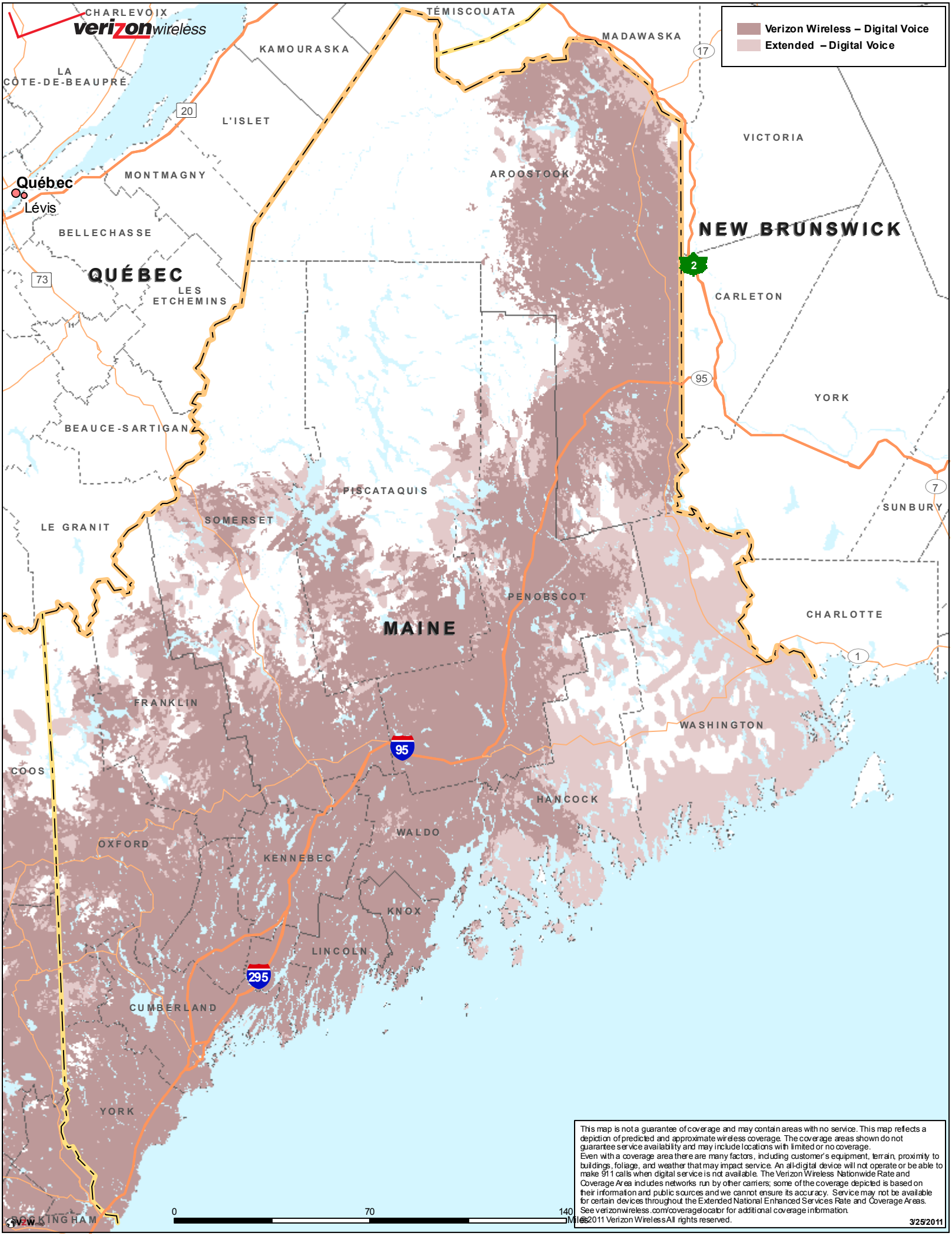

This map is not a guarantee of coverage and may contain areas with no service. This map reflects a depiction of predicted and approximate wireless coverage. The coverage areas shown do not guarantee service availability and may include locations with limited or no coverage.
Even with a coverage area there are many factors, including customer's equipment, terrain, proximity to buildings, foliage, and weather that may impact service. An all-digital device will not operate or be able to make 911 calls when digital service is not available. The Verizon Wireless Nationwide Rate and Coverage Area includes networks run by other carriers; some of the coverage depicted is based on their information and public sources and we cannot ensure its accuracy. Service may not be available for certain devices throughout the Extended National Enhanced Services Rate and Coverage Areas. See verizonwireless.com/coveragelocator for additional coverage information.

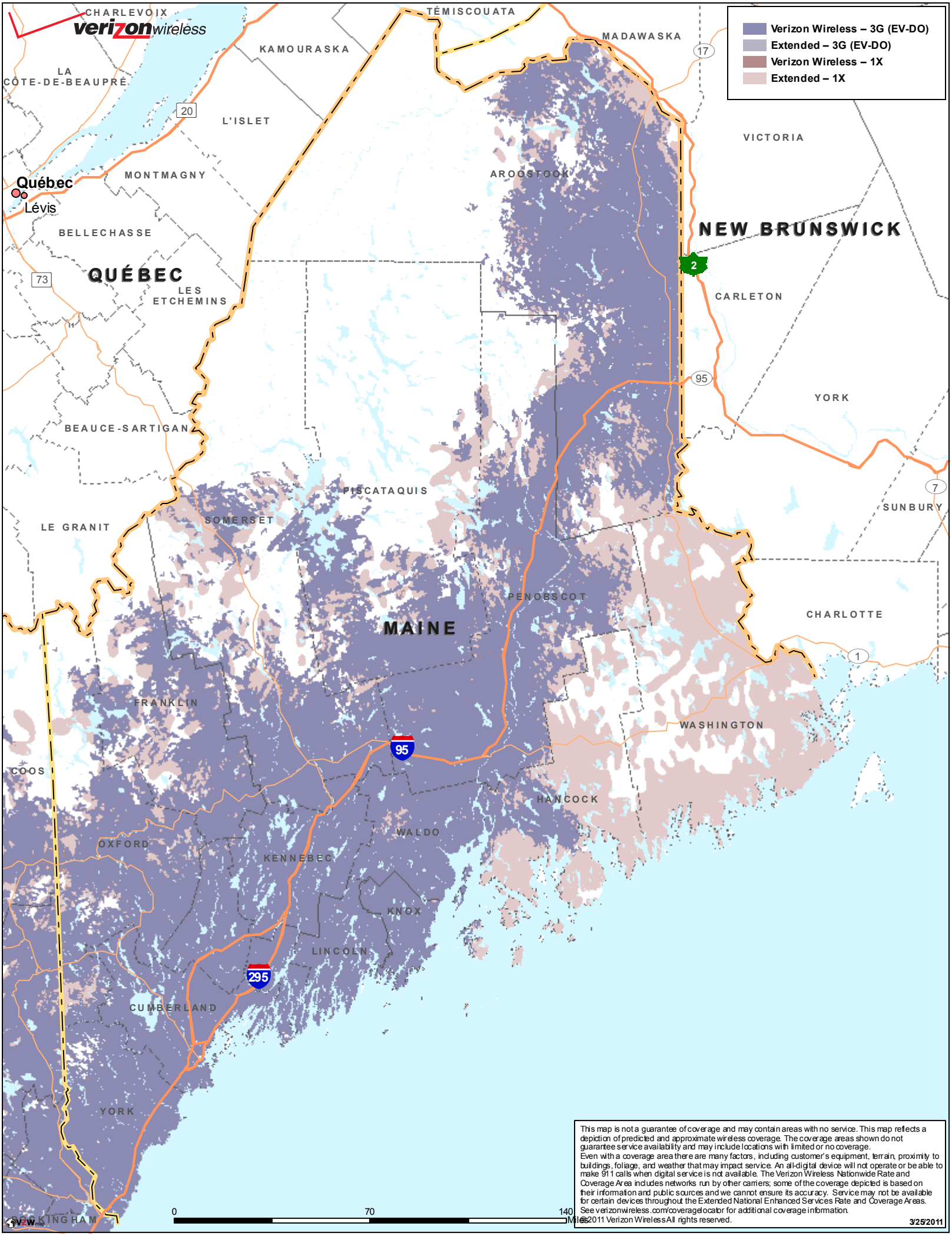

This map is not a guarantee of coverage and may contain areas with no service. This map reflects a depiction of predicted and approximate wireless coverage. The coverage areas shown do not guarantee service availability and may include locations with limited or no coverage.
Even with a coverage area there are many factors, including customer's equipment, terrain, proximity to buildings, foliage, and weather that may impact service. An all-digital device will not operate or be able to make 911 calls when digital service is not available. The Verizon Wireless Nationwide Rate and Coverage Area includes networks run by other carriers; some of the coverage depicted is based on their information and public sources and we cannot ensure its accuracy. Service may not be available for certain devices throughout the Extended National Enhanced Services Rate and Coverage Areas. See verizonwireless.com/coveragelocator for additional coverage information.

©2011 Verizon Wireless All rights reserved.

3/25/2011

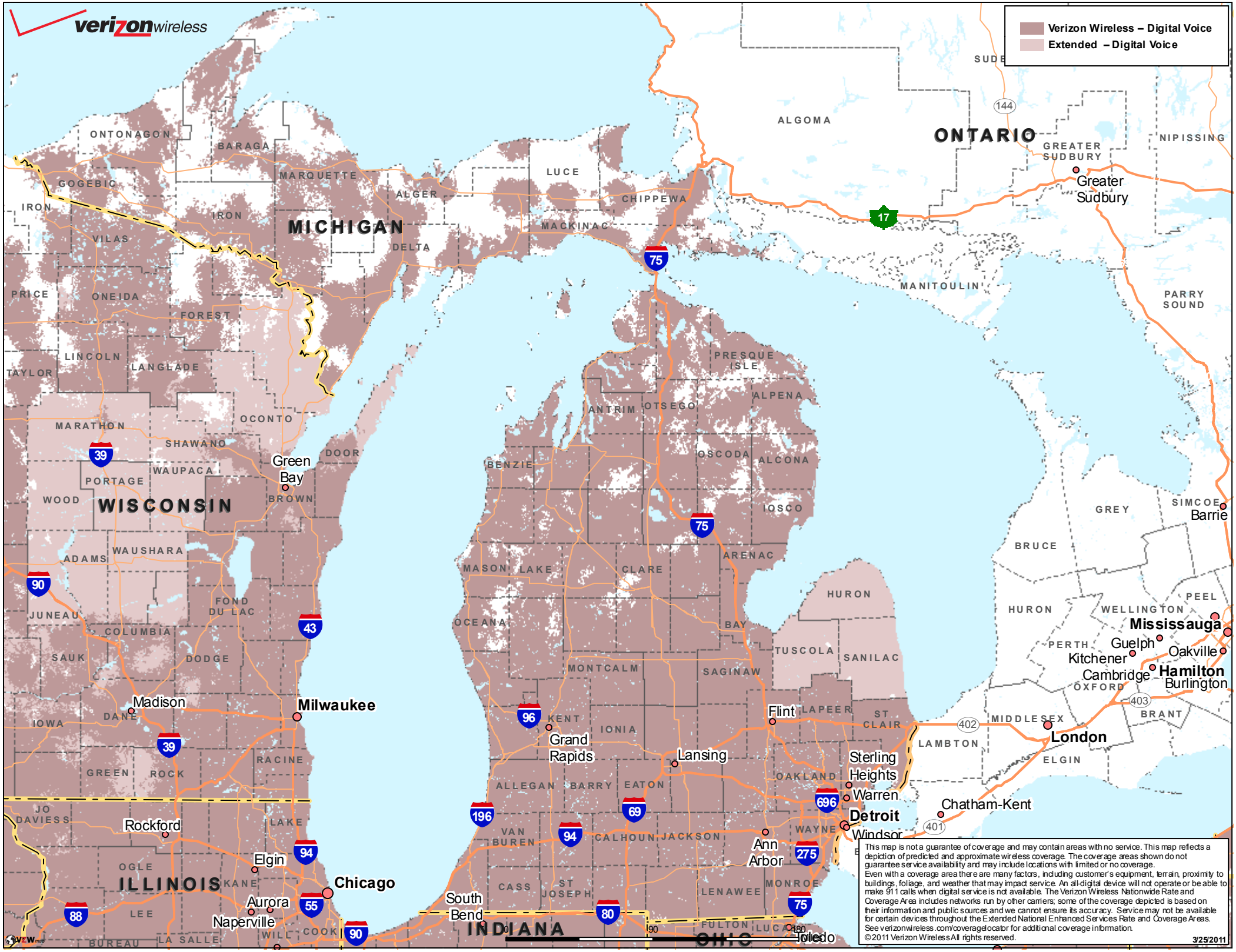
verizon wireless
Verizon Wireless – Digital Voice
Extended – Digital Voice
MICHIGAN
WISCONSIN
ILLINOIS
INDIANA
OHIO
ONTARIO
ONTONAGON
BARAGA
MARQUETTE
GOGEBIC
IRON
VILAS
ALGER
LUCE
CHIPPEWA
MACKINAC
DELTA
PRICE
ONEIDA
FOREST
LINCOLN
LANGLADE
TAYLOR
MARATHON
SHAWANO
OCONTO
DOOR
WAUPACA
PORTAGE
WOOD
BROWN
Green Bay
WAUSHARA
ADAMS
FOND DU LAC
JUNEAU
COLUMBIA
SAUK
DODGE
DANE
Madison
Milwaukee
IOWA
GREEN
ROCK
RACINE
JO DAVIESS
Rockford
LAKE
OGLE
Elgin
KANE
Chicago
Aurora
Naperville
LEE
WILL
COOK
BUREAU
LA SALLE
PRESQUE ISLE
ALPENA
ANTRIM
OTSEGO
OSCODA
ALCONA
BENZIE
IOSCO
ARENAC
MASON
LAKE
CLARE
HURON
OCEANA
BAY
TUSCOLA
SANILAC
MONTCALM
SAGINAW
KENT
Grand Rapids
IONIA
Flint
LAPEER
ST CLAIR
Lansing
ALLEGAN
BARRY
EATON
OAKLAND
Sterling Heights
Warren
Detroit
Windsor
VAN BUREN
CALHOUN
JACKSON
WAYNE
Ann Arbor
CASS
ST JOSEPH
LENAWEE
MONROE
South Bend
FULTON
LUCAS
Toledo
ALGOMA
GREATER SUDBURY
Greater Sudbury
NIPISSING
MANITOULIN
PARRY SOUND
GREY
SIMCOE
Barrie
BRUCE
HURON
WELLINGTON
PEEL
Mississauga
PERTH
Guelph
Oakville
Kitchener
Cambridge
Hamilton
Burlington
OXFORD
BRANT
MIDDLESEX
London
LAMBTON
ELGIN
Chatham-Kent
75
39
90
43
96
94
69
196
696
275
88
55
80
17
144
402
403
401
This map is not a guarantee of coverage and may contain areas with no service. This map reflects a depiction of predicted and approximate wireless coverage. The coverage areas shown do not guarantee service availability and may include locations with limited or no coverage.
Even with a coverage area there are many factors, including customer's equipment, terrain, proximity to buildings, foliage, and weather that may impact service. An all-digital device will not operate or be able to make 911 calls when digital service is not available. The Verizon Wireless Nationwide Rate and Coverage Area includes networks run by other carriers; some of the coverage depicted is based on their information and public sources and we cannot ensure its accuracy. Service may not be available for certain devices throughout the Extended National Enhanced Services Rate and Coverage Areas.
See verizonwireless.com/coveragelocator for additional coverage information.
©2011 Verizon Wireless All rights reserved.
3/25/2011

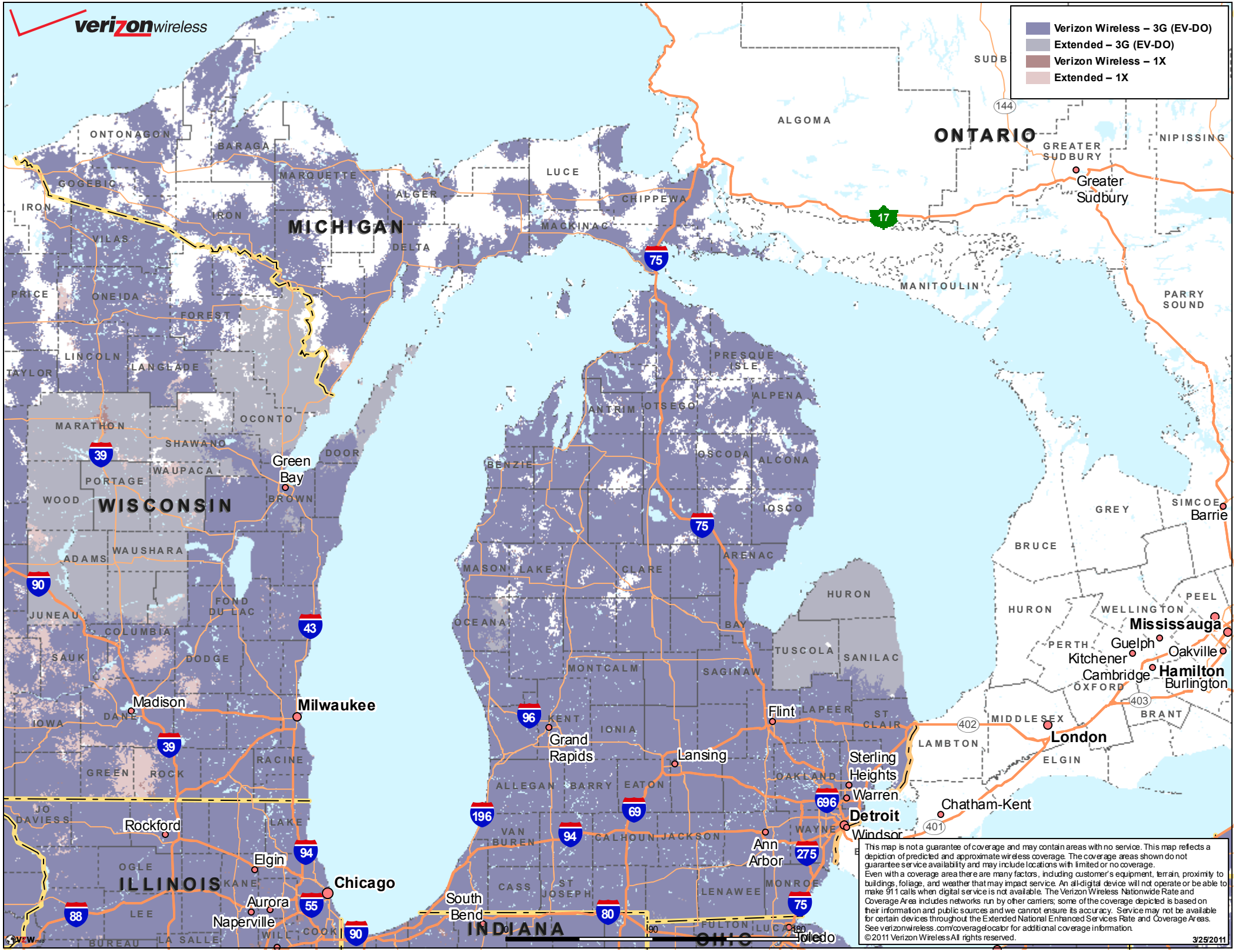
verizon wireless
Verizon Wireless – 3G (EV-DO)
Extended – 3G (EV-DO)
Verizon Wireless – 1X
Extended – 1X
ONTARIO
MICHIGAN
WISCONSIN
ILLINOIS
INDIANA
OHIO
Greater Sudbury
Green Bay
Madison
Milwaukee
Rockford
Elgin
Chicago
Aurora
Naperville
South Bend
Grand Rapids
Lansing
Flint
Sterling Heights
Warren
Detroit
Windsor
Ann Arbor
Toledo
Chatham-Kent
London
Mississauga
Guelph
Kitchener
Oakville
Cambridge
Hamilton
Burlington
Barrie
This map is not a guarantee of coverage and may contain areas with no service. This map reflects a depiction of predicted and approximate wireless coverage. The coverage areas shown do not guarantee service availability and may include locations with limited or no coverage.
Even with a coverage area there are many factors, including customer's equipment, terrain, proximity to buildings, foliage, and weather that may impact service. An all-digital device will not operate or be able to make 911 calls when digital service is not available. The Verizon Wireless Nationwide Rate and Coverage Area includes networks run by other carriers; some of the coverage depicted is based on their information and public sources and we cannot ensure its accuracy. Service may not be available for certain devices throughout the Extended National Enhanced Services Rate and Coverage Areas.
See verizonwireless.com/coveragelocator for additional coverage information.
©2011 Verizon Wireless All rights reserved.
3/25/2011

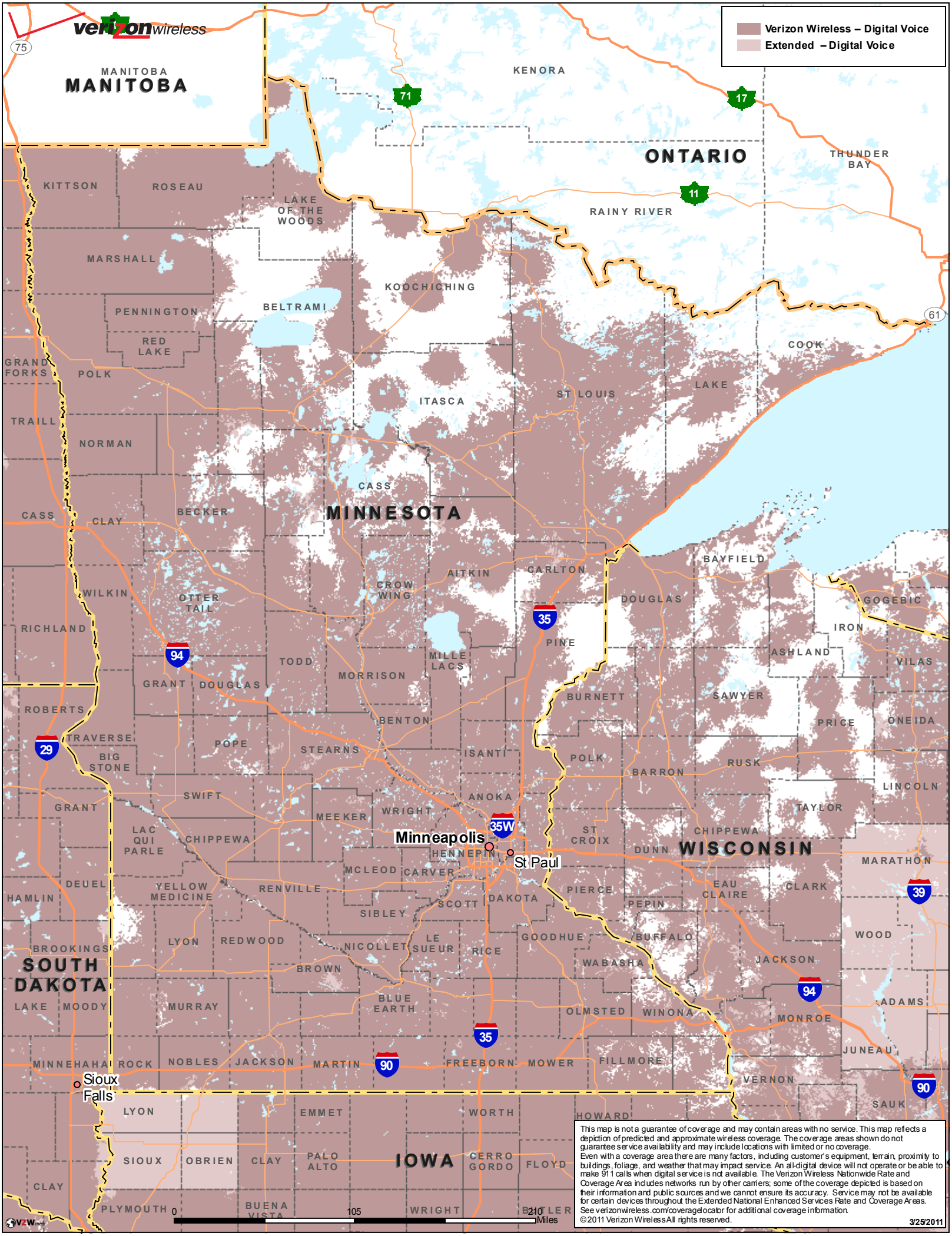
verizon wireless
Verizon Wireless – Digital Voice
Extended – Digital Voice
MANITOBA
MANITOBA
KENORA
ONTARIO
THUNDER BAY
RAINY RIVER
KITTSON
ROSEAU
LAKE OF THE WOODS
MARSHALL
KOOCHICHING
BELTRAMI
PENNINGTON
RED LAKE
GRAND FORKS
POLK
ITASCA
ST LOUIS
COOK
LAKE
TRAILL
NORMAN
CASS
MINNESOTA
CASS
CLAY
BECKER
CARLTON
AITKIN
CROW WING
BAYFIELD
WILKIN
OTTER TAIL
DOUGLAS
GOGEBIC
RICHLAND
PINE
IRON
ASHLAND
VILAS
TODD
MILLE LACS
MORRISON
GRANT
DOUGLAS
BURNETT
SAWYER
ROBERTS
BENTON
PRICE
ONEIDA
TRAVERSE
POPE
STEARNS
ISANTI
POLK
BIG STONE
BARRON
RUSK
LINCOLN
SWIFT
GRANT
ANOKA
TAYLOR
MEEKER
WRIGHT
LAC QUI PARLE
CHIPPEWA
Minneapolis
ST CROIX
CHIPPEWA
HENNEPIN
St Paul
DUNN
WISCONSIN
MARATHON
DEUEL
MCLEOD
CARVER
HAMLIN
YELLOW MEDICINE
RENVILLE
PIERCE
EAU CLAIRE
CLARK
SCOTT
DAKOTA
PEPIN
SIBLEY
BROOKINGS
LYON
REDWOOD
NICOLLET
LE SUEUR
RICE
GOODHUE
BUFFALO
WOOD
SOUTH DAKOTA
BROWN
WABASHA
JACKSON
LAKE
MOODY
MURRAY
BLUE EARTH
OLMSTED
WINONA
ADAMS
MONROE
MINNEHAHA
ROCK
NOBLES
JACKSON
MARTIN
FREEBORN
MOWER
FILLMORE
JUNEAU
Sioux Falls
VERNON
LYON
EMMET
WORTH
HOWARD
SAUK
SIOUX
OBRIEN
CLAY
PALO ALTO
IOWA
CERRO GORDO
FLOYD
CLAY
PLYMOUTH
BUENA VISTA
WRIGHT
BUTLER
0
105
210
Miles
This map is not a guarantee of coverage and may contain areas with no service. This map reflects a depiction of predicted and approximate wireless coverage. The coverage areas shown do not guarantee service availability and may include locations with limited or no coverage.
Even with a coverage area there are many factors, including customer's equipment, terrain, proximity to buildings, foliage, and weather that may impact service. An all-digital device will not operate or be able to make 911 calls when digital service is not available. The Verizon Wireless Nationwide Rate and Coverage Area includes networks run by other carriers; some of the coverage depicted is based on their information and public sources and we cannot ensure its accuracy. Service may not be available for certain devices throughout the Extended National Enhanced Services Rate and Coverage Areas.
See verizonwireless.com/coveragelocator for additional coverage information.
© 2011 Verizon Wireless All rights reserved.
3/25/2011

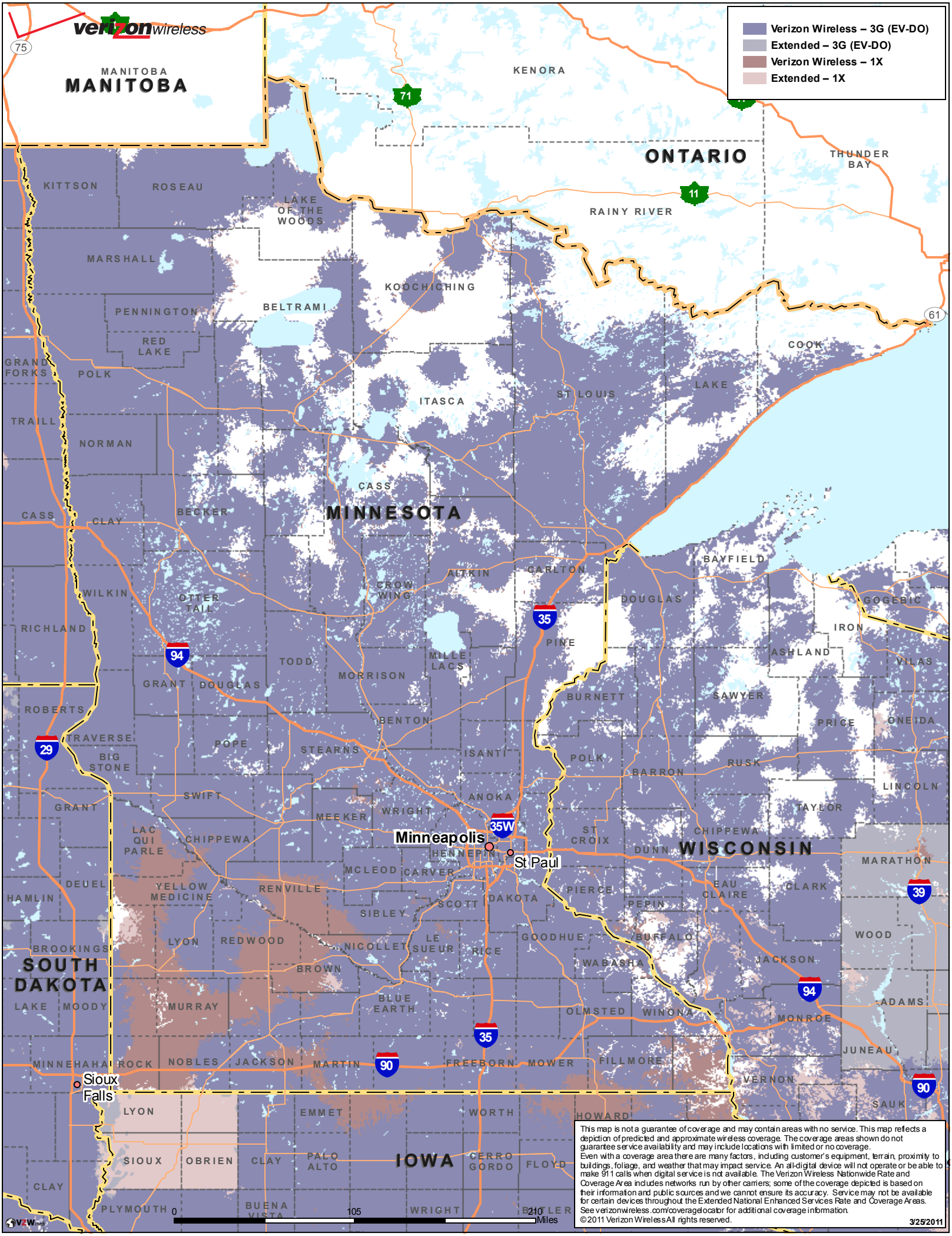
verizon wireless
Verizon Wireless – 3G (EV-DO)
Extended – 3G (EV-DO)
Verizon Wireless – 1X
Extended – 1X
MANITOBA
MANITOBA
KENORA
ONTARIO
THUNDER BAY
RAINY RIVER
KITTSON
ROSEAU
LAKE OF THE WOODS
MARSHALL
KOOCHICHING
BELTRAMI
PENNINGTON
RED LAKE
GRAND FORKS
POLK
TRAILL
NORMAN
ITASCA
ST LOUIS
LAKE
COOK
CASS
CLAY
BECKER
MINNESOTA
WILKIN
OTTER TAIL
CROW WING
ATKIN
CARLTON
BAYFIELD
DOUGLAS
GOGEBIC
RICHLAND
PINE
IRON
ASHLAND
VILAS
TODD
MILLE LACS
MORRISON
GRANT
DOUGLAS
BURNETT
SAWYER
ROBERTS
BENTON
PRICE
ONEIDA
TRAVERSE
POPE
STEARNS
ISANTI
POLK
BIG STONE
BARRON
RUSK
LINCOLN
SWIFT
ANOKA
GRANT
MEEKER
WRIGHT
TAYLOR
LAC QUI PARLE
CHIPPEWA
Minneapolis
35W
ST CROIX
CHIPPEWA
HENNEPIN
St Paul
DUNN
WISCONSIN
MARATHON
DEUEL
MCLEOD
CARVER
YELLOW MEDICINE
RENVILLE
PIERCE
EAU CLAIRE
CLARK
HAMLIN
SCOTT
DAKOTA
PEPIN
SIBLEY
LYON
REDWOOD
NICOLLET
LE SUEUR
RICE
GOODHUE
BUFFALO
WOOD
BROOKINGS
SOUTH DAKOTA
BROWN
WABASHA
JACKSON
LAKE
MOODY
MURRAY
BLUE EARTH
OLMSTED
WINONA
ADAMS
MONROE
JUNEAU
MINNEHAHA
ROCK
NOBLES
JACKSON
MARTIN
FREEBORN
MOWER
FILLMORE
VERNON
Sioux Falls
LYON
EMMET
WORTH
HOWARD
SAUK
SIOUX
OBRIEN
CLAY
PALO ALTO
IOWA
CERRO GORDO
FLOYD
CLAY
PLYMOUTH
BUENA VISTA
WRIGHT
BUTLER
0
105
210
Miles
This map is not a guarantee of coverage and may contain areas with no service. This map reflects a depiction of predicted and approximate wireless coverage. The coverage areas shown do not guarantee service availability and may include locations with limited or no coverage.
Even with a coverage area there are many factors, including customer's equipment, terrain, proximity to buildings, foliage, and weather that may impact service. An all-digital device will not operate or be able to make 911 calls when digital service is not available. The Verizon Wireless Nationwide Rate and Coverage Area includes networks run by other carriers; some of the coverage depicted is based on their information and public sources and we cannot ensure its accuracy. Service may not be available for certain devices throughout the Extended National Enhanced Services Rate and Coverage Areas. See verizonwireless.com/coveragelocator for additional coverage information.
© 2011 Verizon Wireless All rights reserved.
3/25/2011

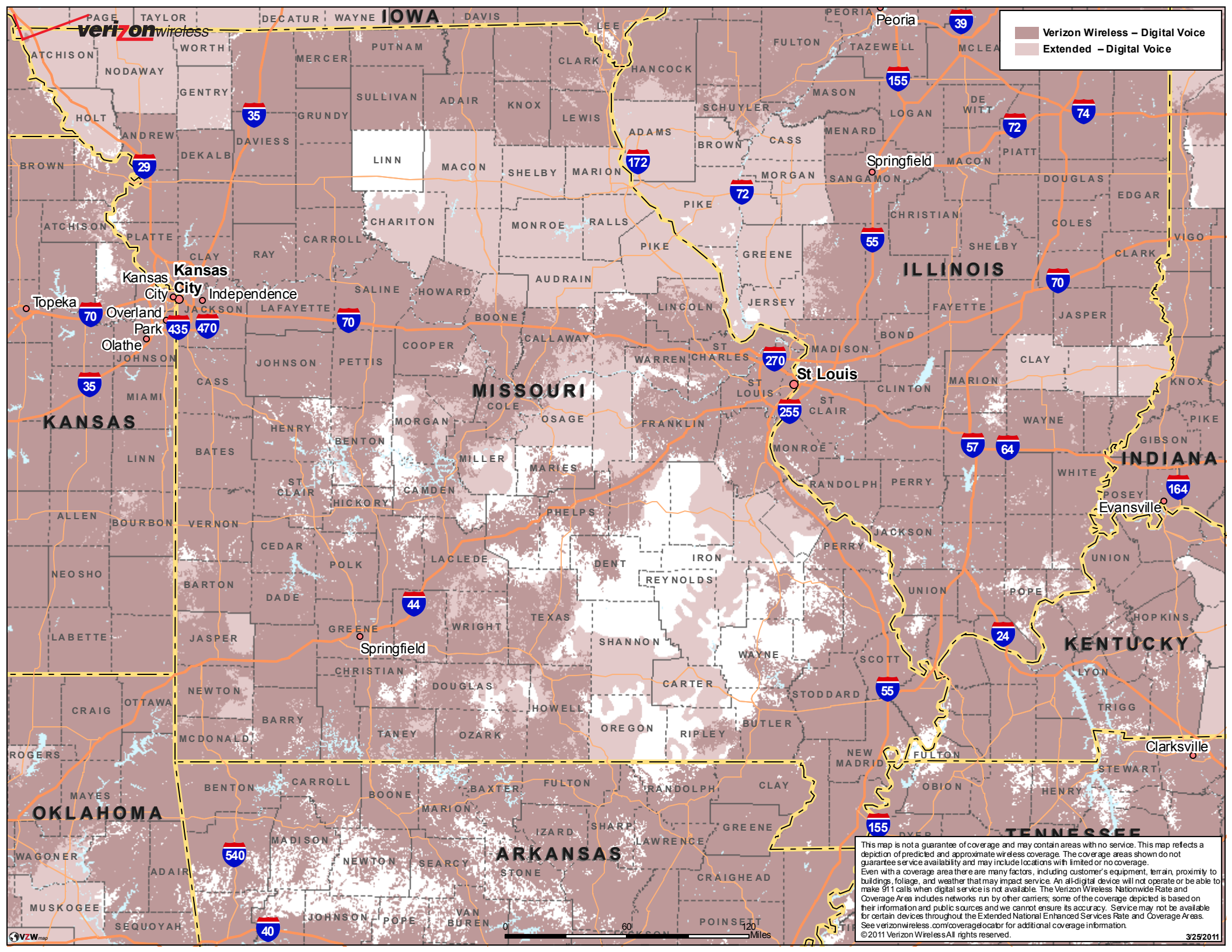
verizon wireless
Verizon Wireless – Digital Voice
Extended – Digital Voice
IOWA
ILLINOIS
MISSOURI
KANSAS
INDIANA
KENTUCKY
OKLAHOMA
ARKANSAS
TENNESSEE
Peoria
Springfield
Kansas City
Independence
Topeka
Overland Park
Olathe
St Louis
Evansville
Clarksville
0 60 120 Miles
This map is not a guarantee of coverage and may contain areas with no service. This map reflects a depiction of predicted and approximate wireless coverage. The coverage areas shown do not guarantee service availability and may include locations with limited or no coverage.
Even with a coverage area there are many factors, including customer's equipment, terrain, proximity to buildings, foliage, and weather that may impact service. An all-digital device will not operate or be able to make 911 calls when digital service is not available. The Verizon Wireless Nationwide Rate and Coverage Area includes networks run by other carriers; some of the coverage depicted is based on their information and public sources and we cannot ensure its accuracy. Service may not be available for certain devices throughout the Extended National Enhanced Services Rate and Coverage Areas.
See verizonwireless.com/coveragelocator for additional coverage information.
©2011 Verizon Wireless All rights reserved.
3/25/2011

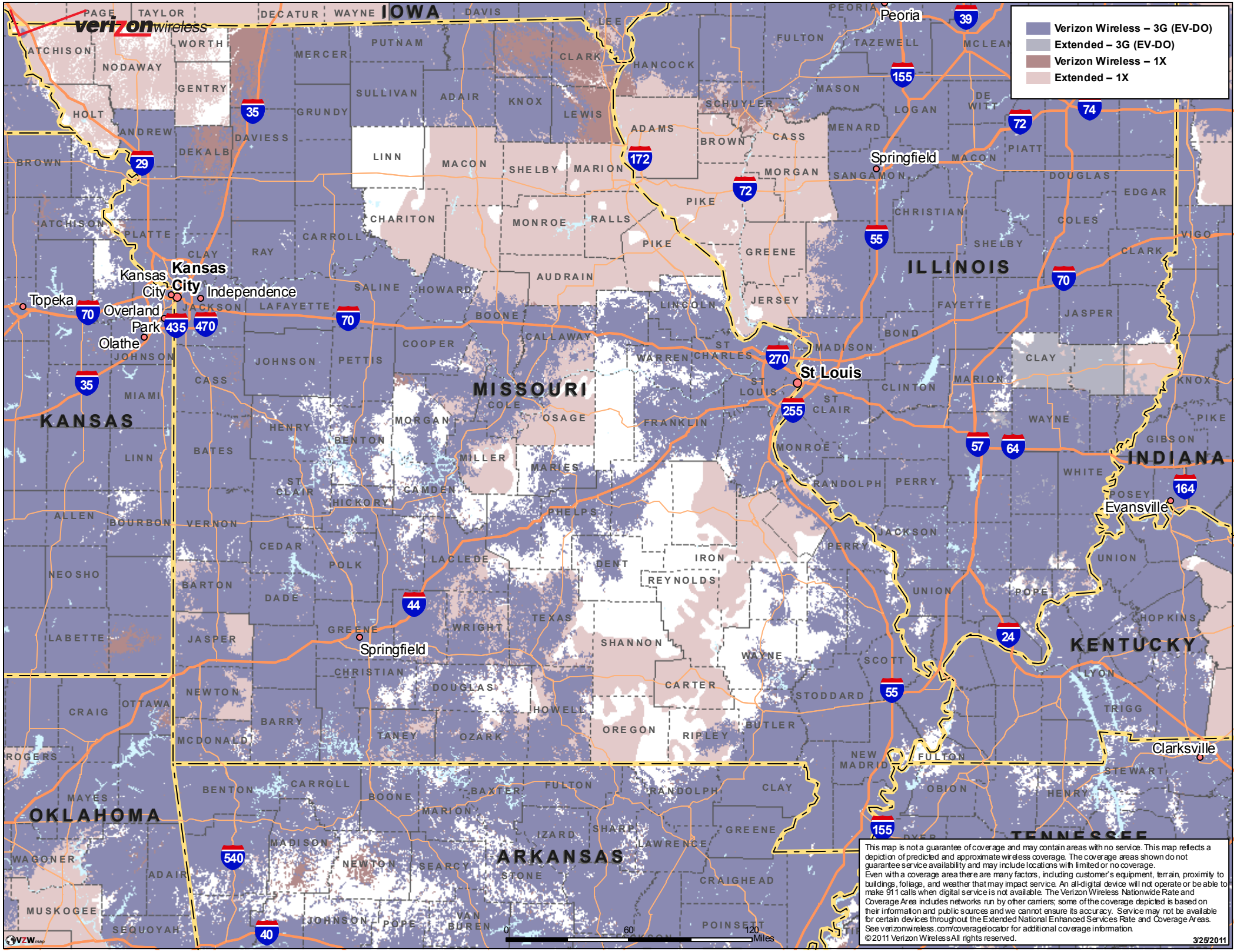
verizon wireless
Verizon Wireless – 3G (EV-DO)
Extended – 3G (EV-DO)
Verizon Wireless – 1X
Extended – 1X
IOWA
ILLINOIS
MISSOURI
KANSAS
INDIANA
KENTUCKY
OKLAHOMA
ARKANSAS
TENNESSEE
Peoria
Springfield
St Louis
Kansas City
Independence
Topeka
Overland Park
Olathe
Evansville
Clarksville
0 60 120 Miles
This map is not a guarantee of coverage and may contain areas with no service. This map reflects a depiction of predicted and approximate wireless coverage. The coverage areas shown do not guarantee service availability and may include locations with limited or no coverage.
Even with a coverage area there are many factors, including customer's equipment, terrain, proximity to buildings, foliage, and weather that may impact service. An all-digital device will not operate or be able to make 911 calls when digital service is not available. The Verizon Wireless Nationwide Rate and Coverage Area includes networks run by other carriers; some of the coverage depicted is based on their information and public sources and we cannot ensure its accuracy. Service may not be available for certain devices throughout the Extended National Enhanced Services Rate and Coverage Areas.
See verizonwireless.com/coveragelocator for additional coverage information.
©2011 Verizon Wireless All rights reserved.
3/25/2011

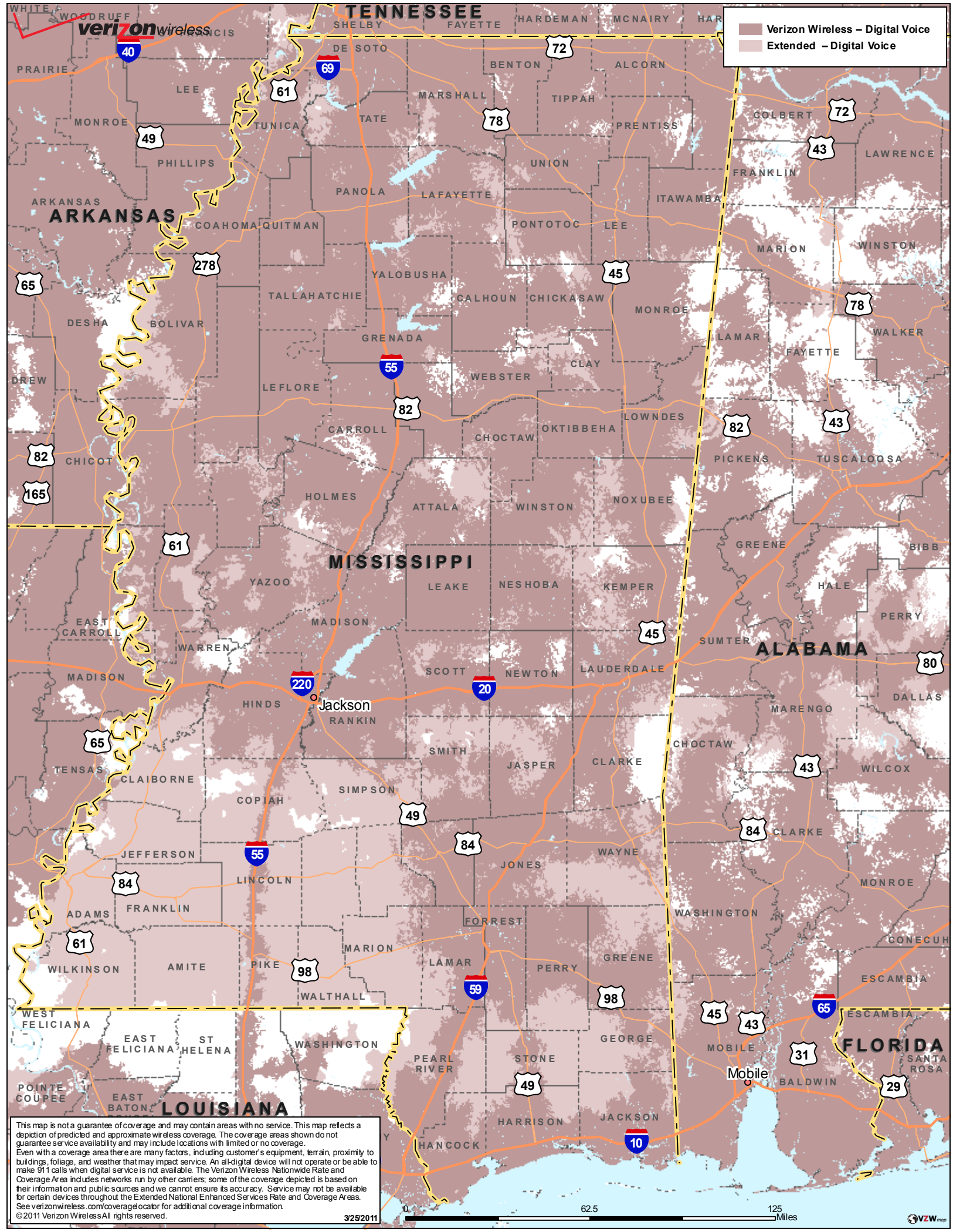
verizon wireless
Verizon Wireless – Digital Voice
Extended – Digital Voice
TENNESSEE
ARKANSAS
MISSISSIPPI
ALABAMA
LOUISIANA
FLORIDA
Jackson
Mobile
WHITE
WOODRUFF
ST. FRANCIS
PRAIRIE
LEE
MONROE
PHILLIPS
ARKANSAS
COAHOMA
QUITMAN
DESHA
BOLIVAR
CHICOT
DREW
LEFLORE
GREENWOOD
HOLMES
YAZOO
EAST CARROLL
WARREN
MADISON
HINDS
RANKIN
SCOTT
NEWTON
LAUDERDALE
LEAKE
NESHOBA
KEMPER
WINSTON
ATTALA
CARROLL
CHOCTAW
OKTIBBEHA
LOWNDES
NOXUBEE
GRENADA
CALHOUN
CHICKASAW
MONROE
CLAY
WEBSTER
YALOBUSHA
TALLAHATCHIE
PANOLA
LAFAYETTE
PONTOTOC
LEE
UNION
ITAWAMBA
TATE
TUNICA
MARSHALL
DE SOTO
BENTON
TIPPAH
ALCORN
PRENTISS
SHELBY
FAYETTE
HARDEMAN
MCNAIRY
COLBERT
FRANKLIN
LAWRENCE
MARION
WINSTON
LAMAR
FAYETTE
WALKER
PICKENS
TUSCALOOSA
GREENE
HALE
BIBB
PERRY
SUMTER
MARENGO
DALLAS
CHOCTAW
WILCOX
CLARKE
WASHINGTON
MONROE
CONECUH
ESCAMBIA
MOBILE
BALDWIN
SANTA ROSA
TENSAS
CLAIBORNE
JEFFERSON
ADAMS
WILKINSON
FRANKLIN
LINCOLN
COPIAH
SIMPSON
SMITH
JASPER
JONES
WAYNE
FORREST
LAMAR
MARION
PIKE
AMITE
WALTHALL
PERRY
GREENE
GEORGE
STONE
PEARL RIVER
HARRISON
JACKSON
HANCOCK
WEST FELICIANA
EAST FELICIANA
ST HELENA
WASHINGTON
POINTE COUPEE
EAST BATON
0
62.5
125
Miles
This map is not a guarantee of coverage and may contain areas with no service. This map reflects a depiction of predicted and approximate wireless coverage. The coverage areas shown do not guarantee service availability and may include locations with limited or no coverage.
Even with a coverage area there are many factors, including customer's equipment, terrain, proximity to buildings, foliage, and weather that may impact service. An all-digital device will not operate or be able to make 911 calls when digital service is not available. The Verizon Wireless Nationwide Rate and Coverage Area includes networks run by other carriers; some of the coverage depicted is based on their information and public sources and we cannot ensure its accuracy. Service may not be available for certain devices throughout the Extended National Enhanced Services Rate and Coverage Areas.
See verizonwireless.com/coveragelocator for additional coverage information.
© 2011 Verizon Wireless All rights reserved.
3/25/2011
VZW map

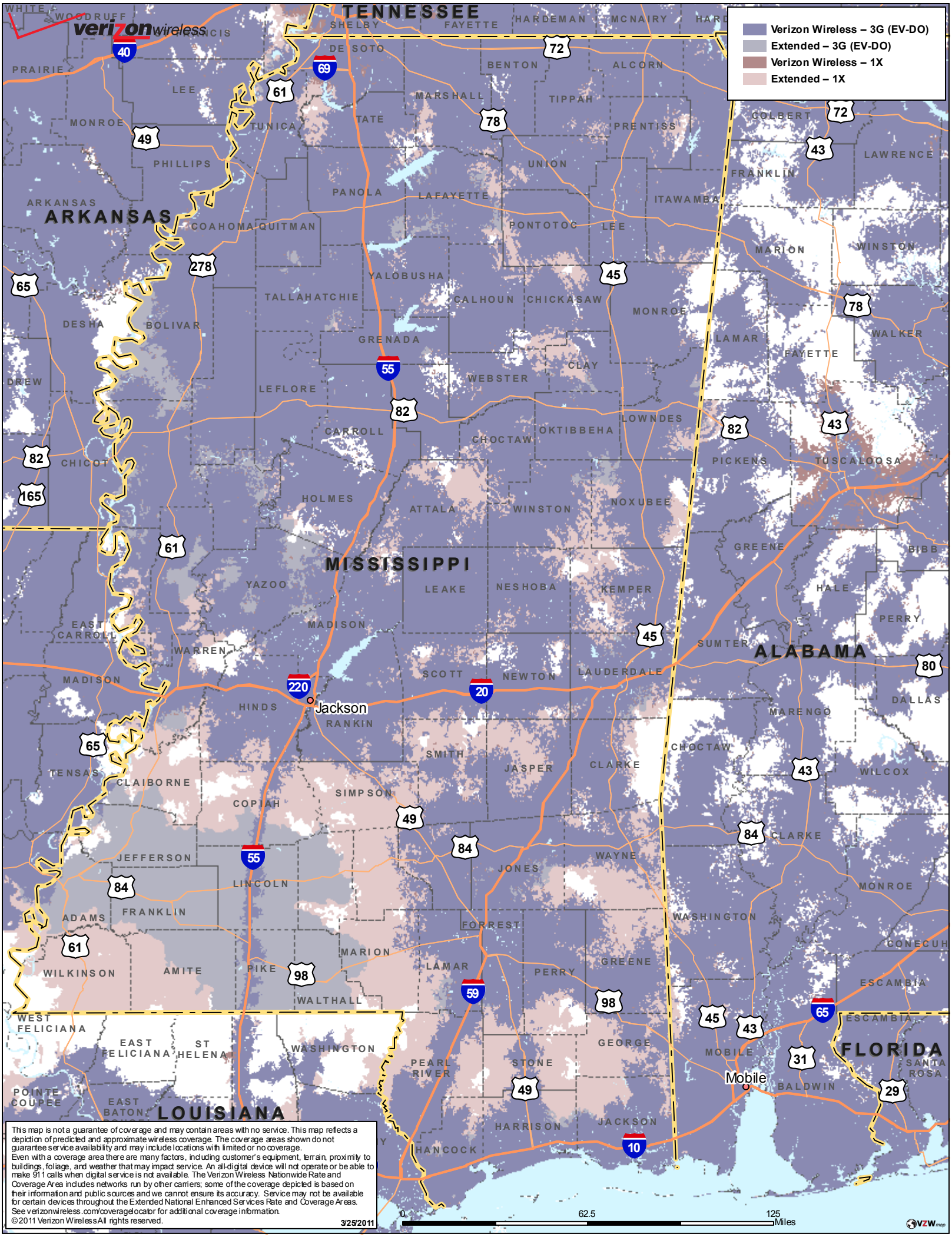

This map is not a guarantee of coverage and may contain areas with no service. This map reflects a depiction of predicted and approximate wireless coverage. The coverage areas shown do not guarantee service availability and may include locations with limited or no coverage.
Even with a coverage area there are many factors, including customer's equipment, terrain, proximity to buildings, foliage, and weather that may impact service. An all-digital device will not operate or be able to make 911 calls when digital service is not available. The Verizon Wireless Nationwide Rate and Coverage Area includes networks run by other carriers; some of the coverage depicted is based on their information and public sources and we cannot ensure its accuracy. Service may not be available for certain devices throughout the Extended National Enhanced Services Rate and Coverage Areas. See verizonwireless.com/coveragelocator for additional coverage information.

© 2011 Verizon Wireless All rights reserved.

3/25/2011

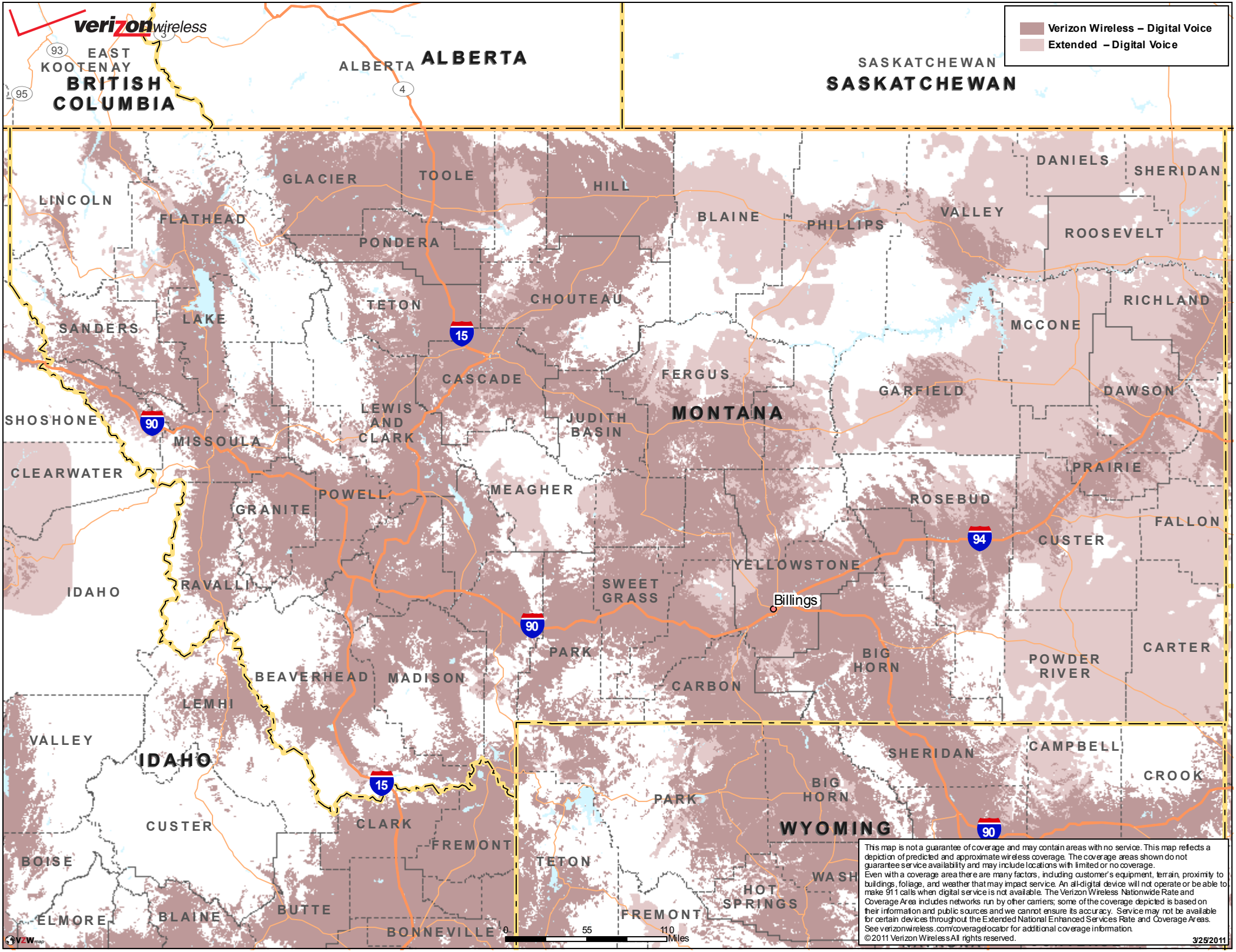
verizon wireless
Verizon Wireless – Digital Voice
Extended – Digital Voice
EAST KOOTENAY
BRITISH COLUMBIA
ALBERTA
ALBERTA
SASKATCHEWAN
SASKATCHEWAN
LINCOLN
FLATHEAD
GLACIER
TOOLE
HILL
BLAINE
PHILLIPS
VALLEY
DANIELS
SHERIDAN
ROOSEVELT
PONDERA
TETON
CHOUTEAU
LAKE
SANDERS
RICHLAND
MCCONE
CASCADE
FERGUS
GARFIELD
DAWSON
SHOSHONE
LEWIS AND CLARK
JUDITH BASIN
MONTANA
MISSOULA
CLEARWATER
PRAIRIE
MEAGHER
POWELL
GRANITE
ROSEBUD
FALLON
CUSTER
YELLOWSTONE
IDAHO
RAVALLI
SWEET GRASS
Billings
PARK
BIG HORN
POWDER RIVER
CARTER
BEAVERHEAD
MADISON
CARBON
LEMHI
VALLEY
IDAHO
SHERIDAN
CAMPBELL
CROOK
BIG HORN
PARK
WYOMING
CUSTER
CLARK
FREMONT
BOISE
TETON
WASH
HOT SPRINGS
ELMORE
BLAINE
BUTTE
FREMONT
BONNEVILLE
0 55 110 Miles
This map is not a guarantee of coverage and may contain areas with no service. This map reflects a depiction of predicted and approximate wireless coverage. The coverage areas shown do not guarantee service availability and may include locations with limited or no coverage.
Even with a coverage area there are many factors, including customer's equipment, terrain, proximity to buildings, foliage, and weather that may impact service. An all-digital device will not operate or be able to make 911 calls when digital service is not available. The Verizon Wireless Nationwide Rate and Coverage Area includes networks run by other carriers; some of the coverage depicted is based on their information and public sources and we cannot ensure its accuracy. Service may not be available for certain devices throughout the Extended National Enhanced Services Rate and Coverage Areas.
See verizonwireless.com/coveragelocator for additional coverage information.
©2011 Verizon Wireless All rights reserved.
3/25/2011

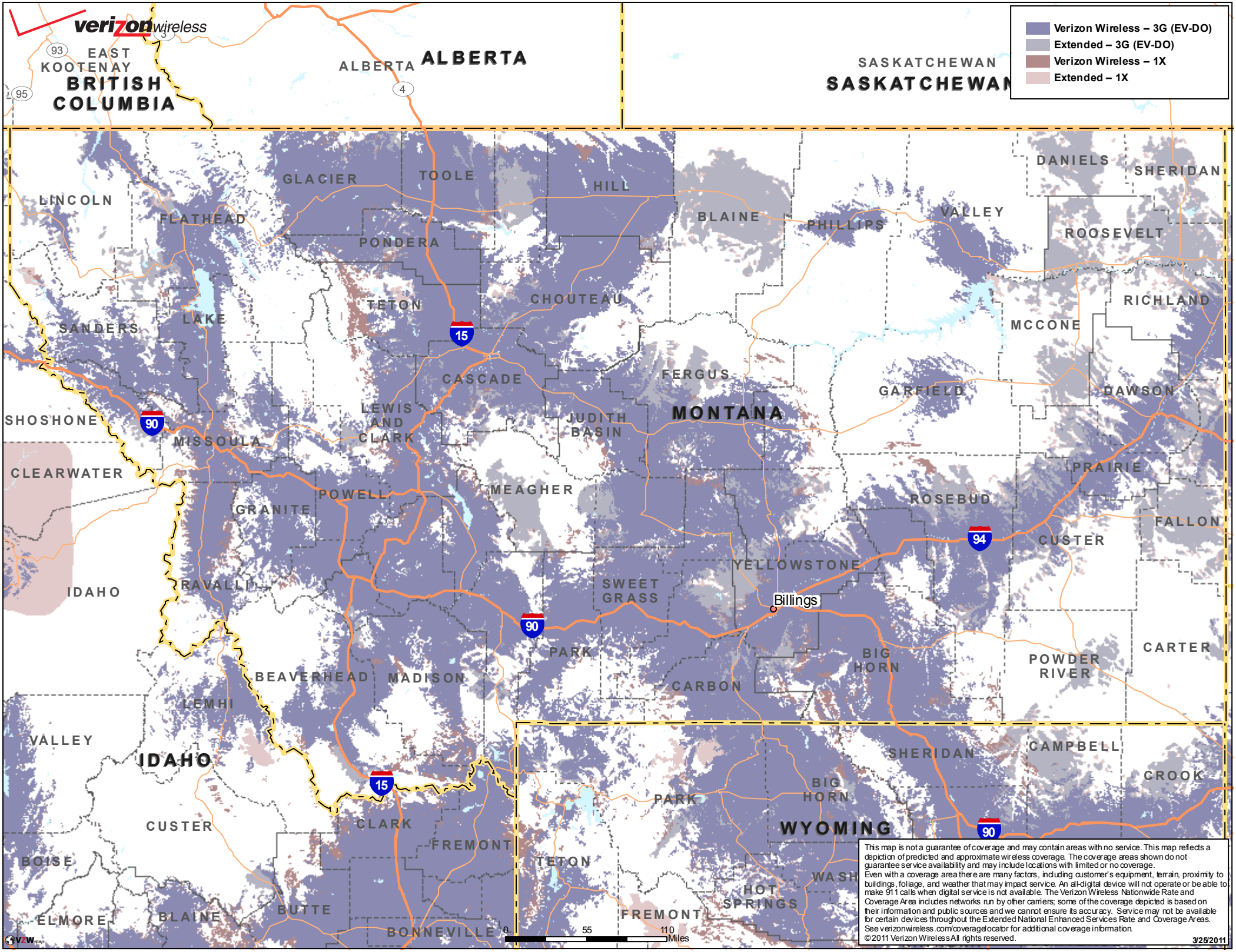
verizon wireless
Verizon Wireless – 3G (EV-DO)
Extended – 3G (EV-DO)
Verizon Wireless – 1X
Extended – 1X
EAST KOOTENAY
BRITISH COLUMBIA
ALBERTA
ALBERTA
SASKATCHEWAN
SASKATCHEWAN
LINCOLN
FLATHEAD
GLACIER
TOOLE
HILL
BLAINE
PHILLIPS
VALLEY
DANIELS
SHERIDAN
ROOSEVELT
PONDERA
TETON
CHOUTEAU
LAKE
SANDERS
RICHLAND
MCCONE
CASCADE
FERGUS
GARFIELD
DAWSON
SHOSHONE
LEWIS AND CLARK
JUDITH BASIN
MONTANA
MISSOULA
CLEARWATER
PRAIRIE
POWELL
MEAGHER
ROSEBUD
GRANITE
FALLON
CUSTER
YELLOWSTONE
IDAHO
RAVALLI
SWEET GRASS
Billings
PARK
BIG HORN
POWDER RIVER
CARTER
BEAVERHEAD
MADISON
CARBON
LEMHI
VALLEY
IDAHO
SHERIDAN
CAMPBELL
CROOK
BIG HORN
PARK
WYOMING
CUSTER
CLARK
FREMONT
BOISE
TETON
WASH
HOT SPRINGS
ELMORE
BLAINE
BUTTE
FREMONT
BONNEVILLE
0
55
110
Miles
This map is not a guarantee of coverage and may contain areas with no service. This map reflects a depiction of predicted and approximate wireless coverage. The coverage areas shown do not guarantee service availability and may include locations with limited or no coverage.
Even with a coverage area there are many factors, including customer's equipment, terrain, proximity to buildings, foliage, and weather that may impact service. An all-digital device will not operate or be able to make 911 calls when digital service is not available. The Verizon Wireless Nationwide Rate and Coverage Area includes networks run by other carriers; some of the coverage depicted is based on their information and public sources and we cannot ensure its accuracy. Service may not be available for certain devices throughout the Extended National Enhanced Services Rate and Coverage Areas.
See verizonwireless.com/coveragelocator for additional coverage information.
©2011 Verizon Wireless All rights reserved.
3/25/2011

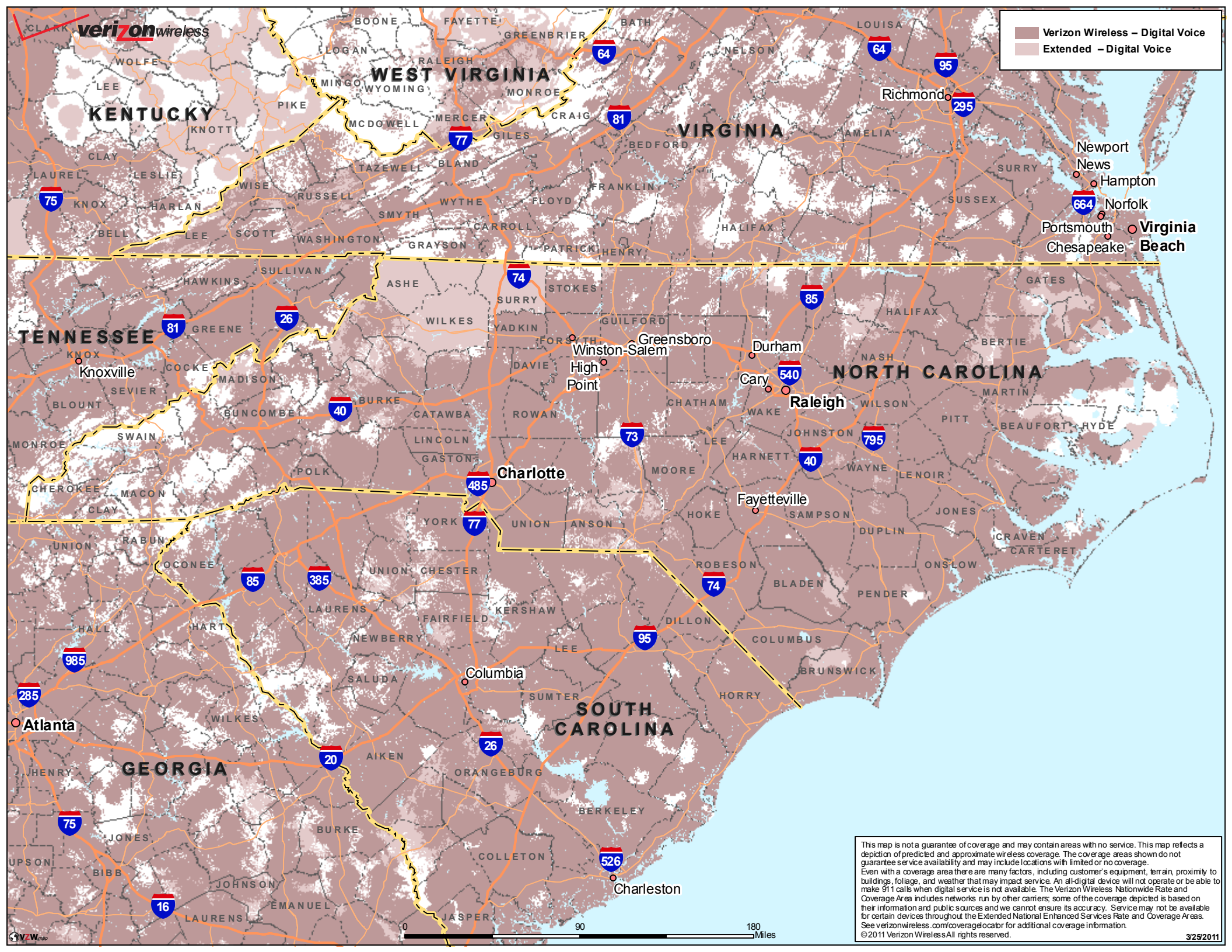
verizon wireless
Verizon Wireless – Digital Voice
Extended – Digital Voice
WEST VIRGINIA
KENTUCKY
VIRGINIA
TENNESSEE
NORTH CAROLINA
SOUTH CAROLINA
GEORGIA
Richmond
Newport News
Hampton
Norfolk
Portsmouth
Chesapeake
Virginia Beach
Knoxville
Greensboro
Winston-Salem
High Point
Durham
Cary
Raleigh
Charlotte
Fayetteville
Columbia
Atlanta
Charleston
0
90
180
Miles
This map is not a guarantee of coverage and may contain areas with no service. This map reflects a depiction of predicted and approximate wireless coverage. The coverage areas shown do not guarantee service availability and may include locations with limited or no coverage.
Even with a coverage area there are many factors, including customer's equipment, terrain, proximity to buildings, foliage, and weather that may impact service. An all-digital device will not operate or be able to make 911 calls when digital service is not available. The Verizon Wireless Nationwide Rate and Coverage Area includes networks run by other carriers; some of the coverage depicted is based on their information and public sources and we cannot ensure its accuracy. Service may not be available for certain devices throughout the Extended National Enhanced Services Rate and Coverage Areas.
See verizonwireless.com/coveragelocator for additional coverage information.
©2011 Verizon Wireless All rights reserved.
3/25/2011

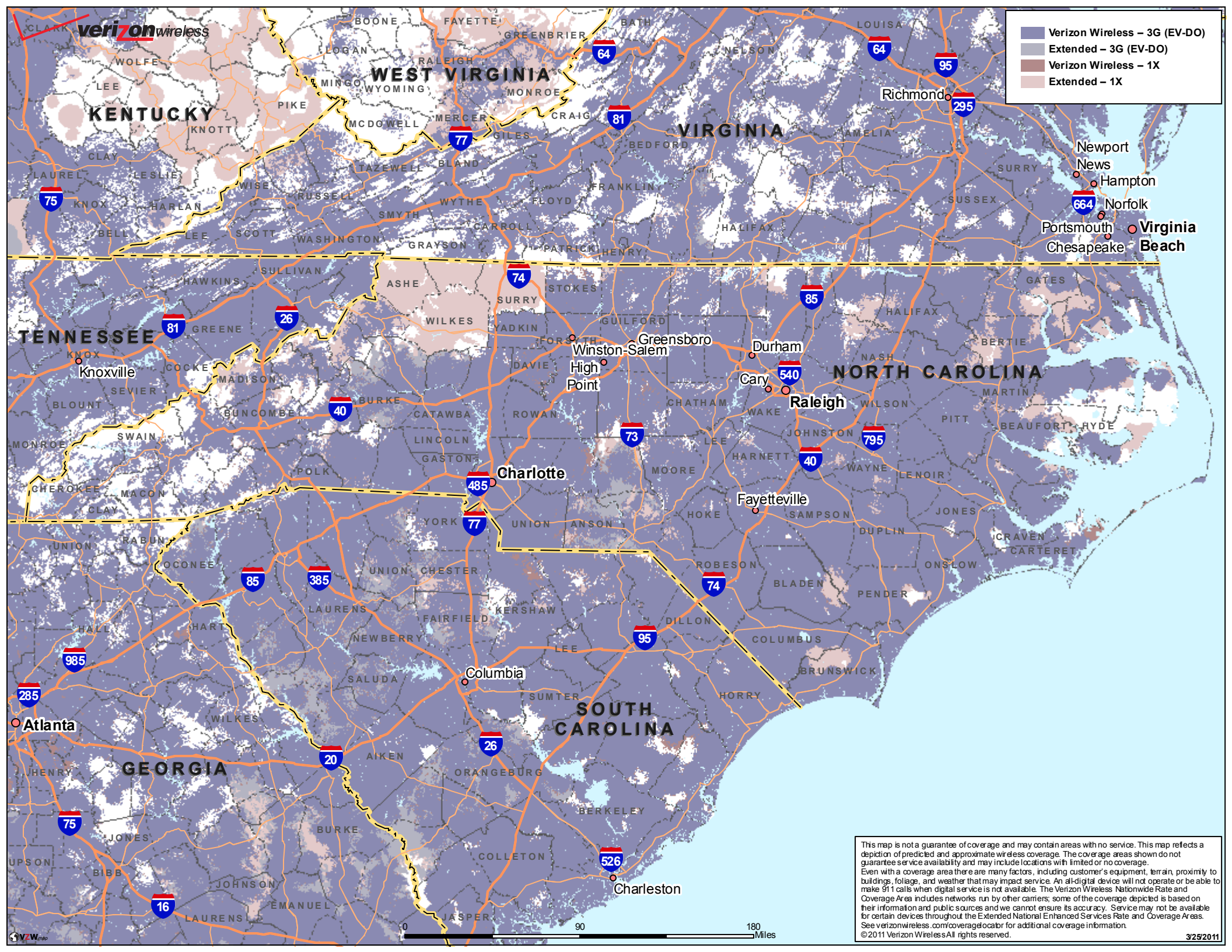
verizon wireless
Verizon Wireless – 3G (EV-DO)
Extended – 3G (EV-DO)
Verizon Wireless – 1X
Extended – 1X
WEST VIRGINIA
KENTUCKY
VIRGINIA
TENNESSEE
NORTH CAROLINA
SOUTH CAROLINA
GEORGIA
Richmond
Newport News
Hampton
Norfolk
Portsmouth
Chesapeake
Virginia Beach
Knoxville
Greensboro
Winston-Salem
High Point
Durham
Cary
Raleigh
Charlotte
Fayetteville
Columbia
Atlanta
Charleston
0
90
180
Miles
This map is not a guarantee of coverage and may contain areas with no service. This map reflects a depiction of predicted and approximate wireless coverage. The coverage areas shown do not guarantee service availability and may include locations with limited or no coverage.
Even with a coverage area there are many factors, including customer's equipment, terrain, proximity to buildings, foliage, and weather that may impact service. An all-digital device will not operate or be able to make 911 calls when digital service is not available. The Verizon Wireless Nationwide Rate and Coverage Area includes networks run by other carriers; some of the coverage depicted is based on their information and public sources and we cannot ensure its accuracy. Service may not be available for certain devices throughout the Extended National Enhanced Services Rate and Coverage Areas.
See verizonwireless.com/coveragelocator for additional coverage information.
©2011 Verizon Wireless All rights reserved.
3/25/2011

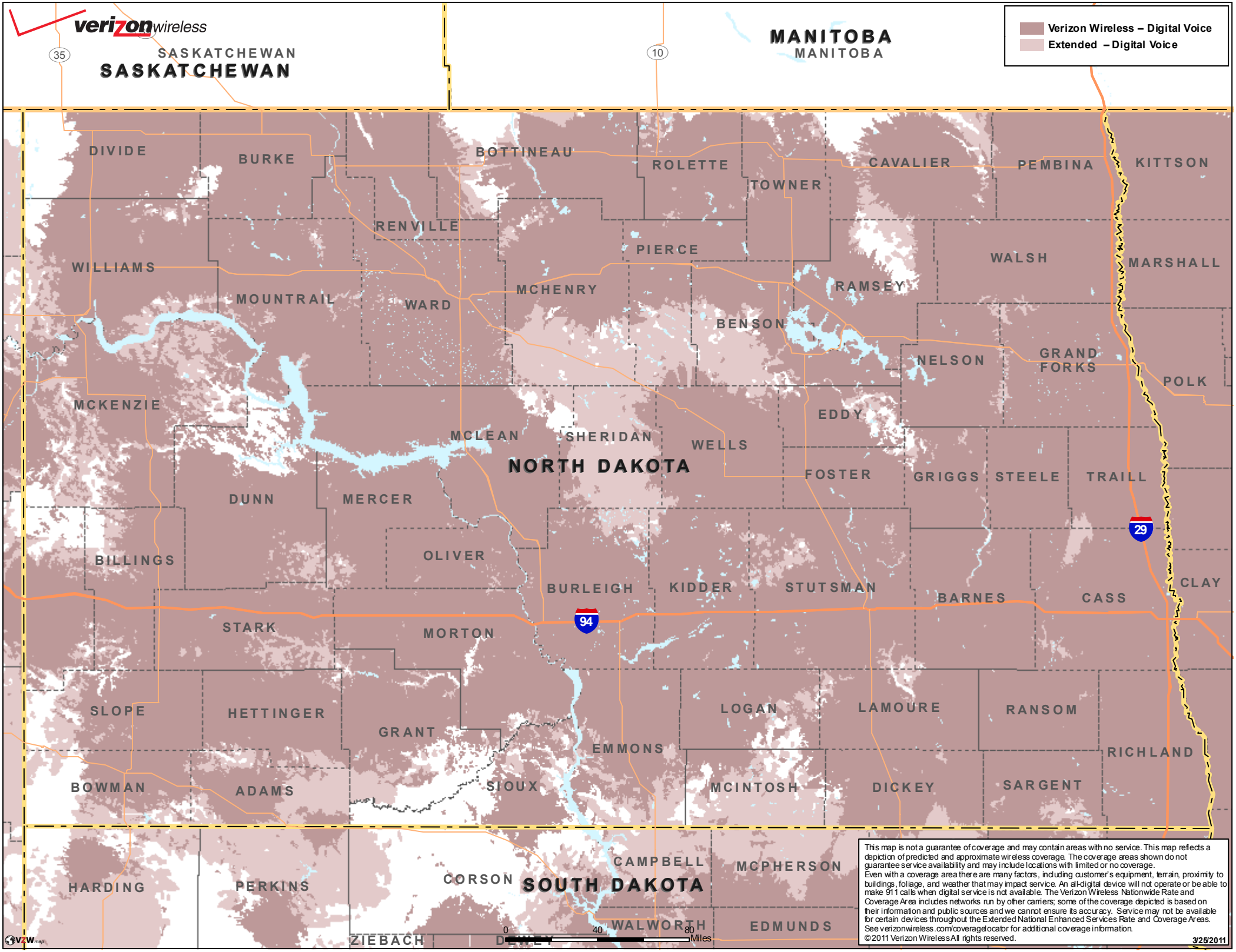
verizon wireless
SASKATCHEWAN
SASKATCHEWAN
MANITOBA
MANITOBA
Verizon Wireless – Digital Voice
Extended – Digital Voice
DIVIDE
BURKE
BOTTINEAU
ROLETTE
TOWNER
CAVALIER
PEMBINA
KITTSON
RENVILLE
PIERCE
WALSH
MARSHALL
WILLIAMS
MOUNTRAIL
WARD
MCHENRY
RAMSEY
BENSON
NELSON
GRAND FORKS
POLK
MCKENZIE
EDDY
MCLEAN
SHERIDAN
WELLS
NORTH DAKOTA
FOSTER
GRIGGS
STEELE
TRAILL
DUNN
MERCER
29
BILLINGS
OLIVER
BURLEIGH
KIDDER
STUTSMAN
BARNES
CASS
CLAY
94
STARK
MORTON
SLOPE
HETTINGER
GRANT
LOGAN
LAMOURE
RANSOM
EMMONS
RICHLAND
BOWMAN
ADAMS
SIOUX
MCINTOSH
DICKEY
SARGENT
HARDING
PERKINS
CORSON
CAMPBELL
MCPHERSON
SOUTH DAKOTA
WALWORTH
EDMUNDS
ZIEBACH
DEWEY
0
40
80
Miles
This map is not a guarantee of coverage and may contain areas with no service. This map reflects a depiction of predicted and approximate wireless coverage. The coverage areas shown do not guarantee service availability and may include locations with limited or no coverage.
Even with a coverage area there are many factors, including customer's equipment, terrain, proximity to buildings, foliage, and weather that may impact service. An all-digital device will not operate or be able to make 911 calls when digital service is not available. The Verizon Wireless Nationwide Rate and Coverage Area includes networks run by other carriers; some of the coverage depicted is based on their information and public sources and we cannot ensure its accuracy. Service may not be available for certain devices throughout the Extended National Enhanced Services Rate and Coverage Areas.
See verizonwireless.com/coveragelocator for additional coverage information.
©2011 Verizon Wireless All rights reserved.
3/25/2011

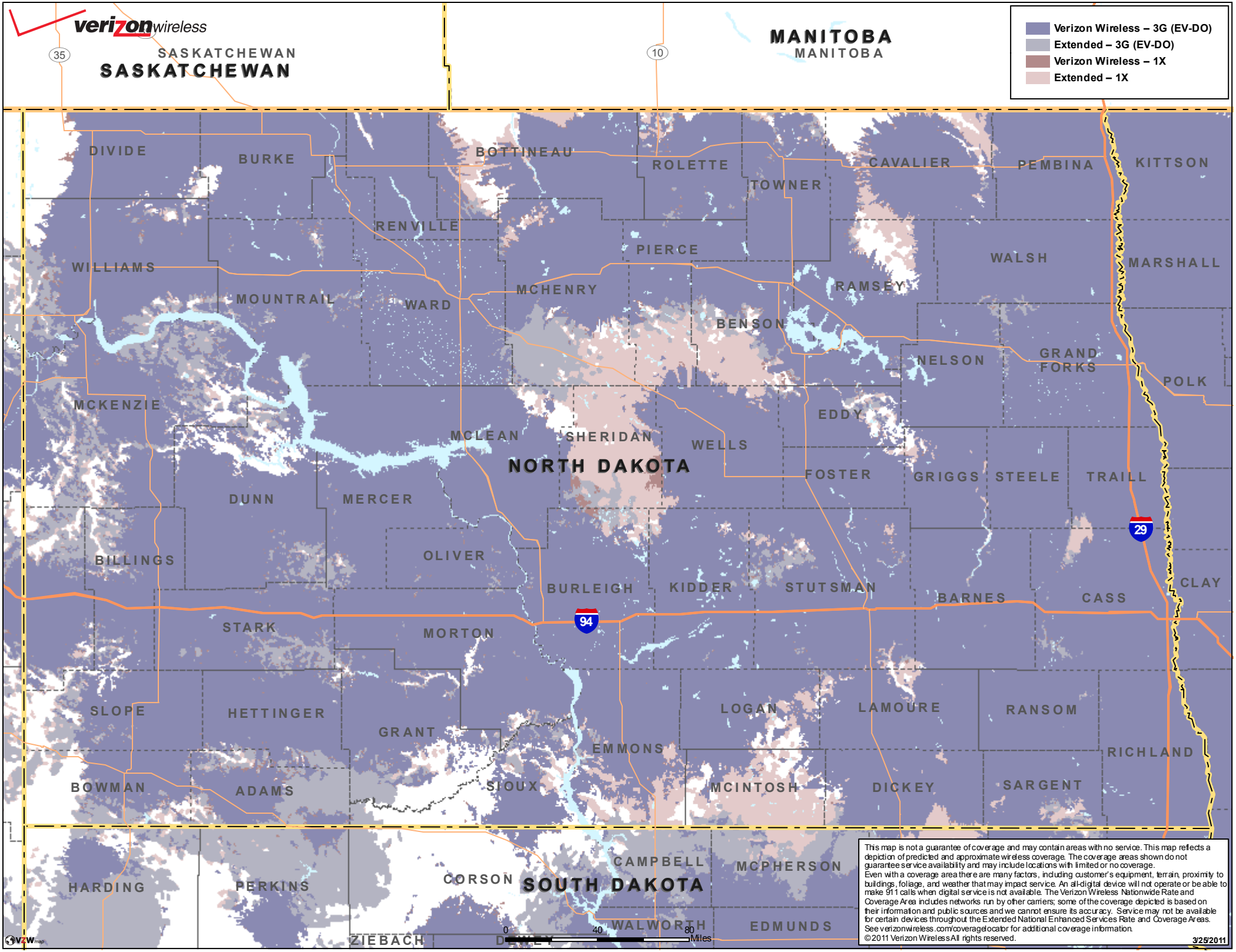
verizon wireless
SASKATCHEWAN
SASKATCHEWAN
MANITOBA
MANITOBA
Verizon Wireless – 3G (EV-DO)
Extended – 3G (EV-DO)
Verizon Wireless – 1X
Extended – 1X
DIVIDE
BURKE
BOTTINEAU
ROLETTE
TOWNER
CAVALIER
PEMBINA
KITTSON
RENVILLE
PIERCE
WALSH
MARSHALL
WILLIAMS
MOUNTRAIL
WARD
MCHENRY
RAMSEY
BENSON
NELSON
GRAND FORKS
POLK
MCKENZIE
EDDY
MCLEAN
SHERIDAN
WELLS
NORTH DAKOTA
FOSTER
GRIGGS
STEELE
TRAILL
DUNN
MERCER
29
BILLINGS
OLIVER
BURLEIGH
KIDDER
STUTSMAN
BARNES
CASS
CLAY
94
STARK
MORTON
SLOPE
HETTINGER
LOGAN
LAMOURE
RANSOM
GRANT
EMMONS
RICHLAND
BOWMAN
ADAMS
SIOUX
MCINTOSH
DICKEY
SARGENT
HARDING
PERKINS
CORSON
CAMPBELL
MCPHERSON
SOUTH DAKOTA
WALWORTH
EDMUNDS
ZIEBACH
0
40
80
Miles
This map is not a guarantee of coverage and may contain areas with no service. This map reflects a depiction of predicted and approximate wireless coverage. The coverage areas shown do not guarantee service availability and may include locations with limited or no coverage.
Even with a coverage area there are many factors, including customer's equipment, terrain, proximity to buildings, foliage, and weather that may impact service. An all-digital device will not operate or be able to make 911 calls when digital service is not available. The Verizon Wireless Nationwide Rate and Coverage Area includes networks run by other carriers; some of the coverage depicted is based on their information and public sources and we cannot ensure its accuracy. Service may not be available for certain devices throughout the Extended National Enhanced Services Rate and Coverage Areas.
See verizonwireless.com/coveragelocator for additional coverage information.
©2011 Verizon Wireless All rights reserved.
3/25/2011

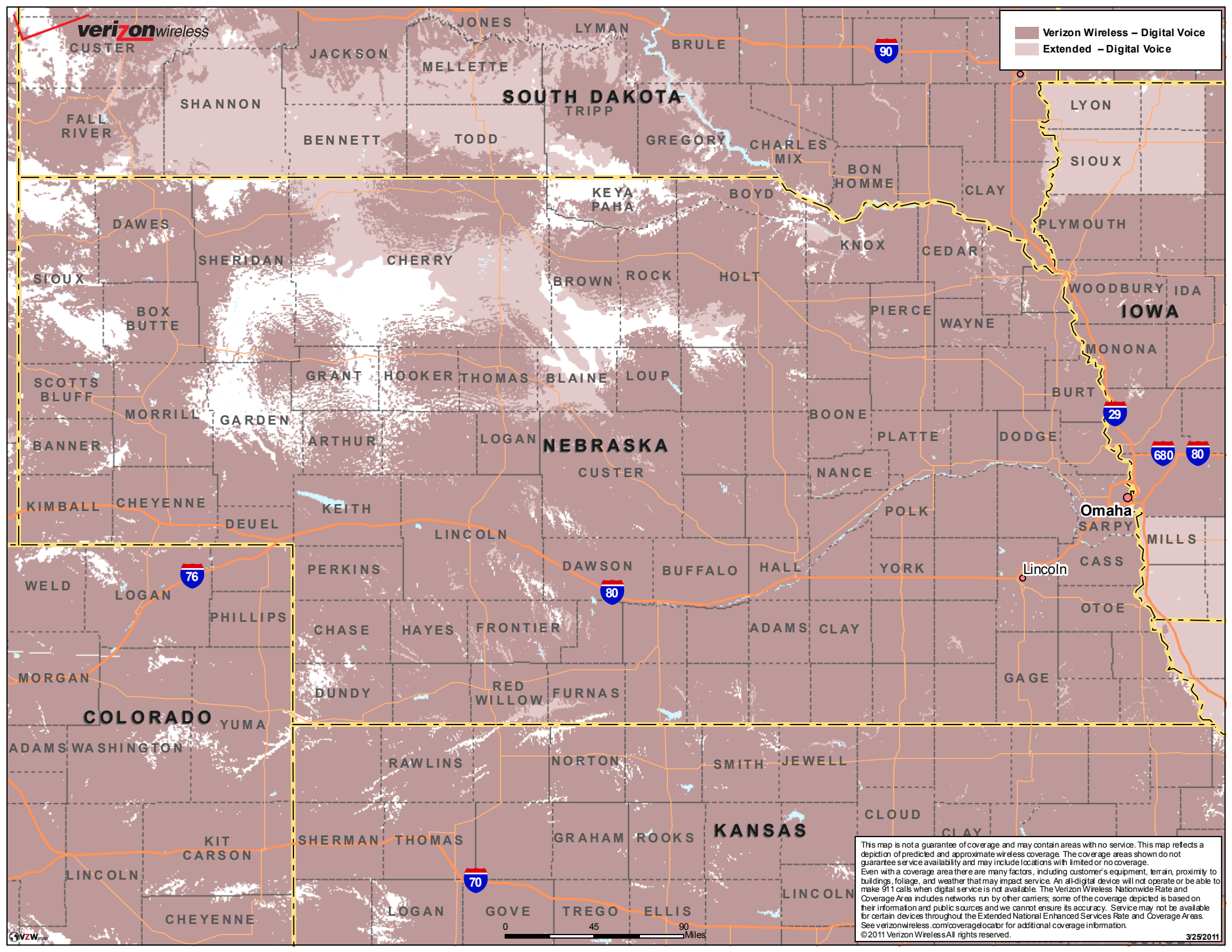

This map is not a guarantee of coverage and may contain areas with no service. This map reflects a depiction of predicted and approximate wireless coverage. The coverage areas shown do not guarantee service availability and may include locations with limited or no coverage.
Even with a coverage area there are many factors, including customer's equipment, terrain, proximity to buildings, foliage, and weather that may impact service. An all-digital device will not operate or be able to make 911 calls when digital service is not available. The Verizon Wireless Nationwide Rate and Coverage Area includes networks run by other carriers; some of the coverage depicted is based on their information and public sources and we cannot ensure its accuracy. Service may not be available for certain devices throughout the Extended National Enhanced Services Rate and Coverage Areas. See verizonwireless.com/coveragelocator for additional coverage information.

©2011 Verizon Wireless All rights reserved.

3/25/2011

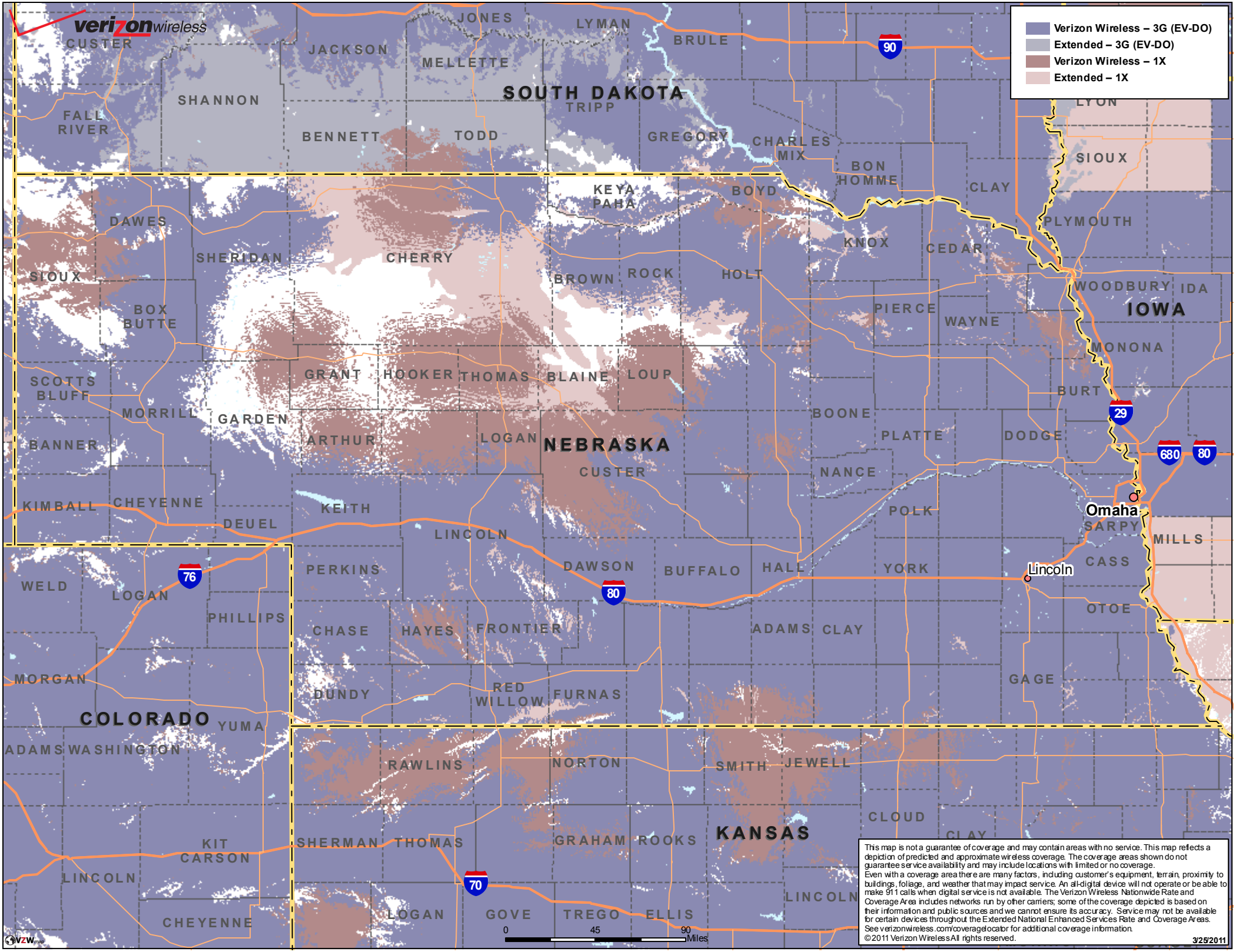
verizon wireless
Verizon Wireless – 3G (EV-DO)
Extended – 3G (EV-DO)
Verizon Wireless – 1X
Extended – 1X
SOUTH DAKOTA
NEBRASKA
IOWA
COLORADO
KANSAS
Omaha
Lincoln
CUSTER
JACKSON
JONES
LYMAN
BRULE
MELLETTE
SHANNON
FALL RIVER
BENNETT
TODD
TRIPP
GREGORY
CHARLES MIX
BON HOMME
CLAY
SIOUX
LYON
PLYMOUTH
KEYA PAHA
BOYD
KNOX
CEDAR
DAWES
SHERIDAN
CHERRY
BROWN
ROCK
HOLT
PIERCE
WAYNE
WOODBURY
IDA
MONONA
BURT
DODGE
BOX BUTTE
SCOTTS BLUFF
MORRILL
GARDEN
GRANT
HOOKER
THOMAS
BLAINE
LOUP
BOONE
PLATTE
NANCE
BANNER
ARTHUR
LOGAN
CUSTER
KIMBALL
CHEYENNE
KEITH
DEUEL
LINCOLN
POLK
SARPY
MILLS
CASS
OTOE
WELD
LOGAN
PERKINS
DAWSON
BUFFALO
HALL
YORK
PHILLIPS
CHASE
HAYES
FRONTIER
ADAMS
CLAY
GAGE
MORGAN
DUNDY
RED WILLOW
FURNAS
YUMA
ADAMS
WASHINGTON
RAWLINS
NORTON
SMITH
JEWELL
CLOUD
KIT CARSON
SHERMAN
THOMAS
GRAHAM
ROOKS
LINCOLN
LOGAN
GOVE
TREGO
ELLIS
CHEYENNE
90
29
680
80
76
70
0
45
90
Miles
This map is not a guarantee of coverage and may contain areas with no service. This map reflects a depiction of predicted and approximate wireless coverage. The coverage areas shown do not guarantee service availability and may include locations with limited or no coverage.
Even with a coverage area there are many factors, including customer's equipment, terrain, proximity to buildings, foliage, and weather that may impact service. An all-digital device will not operate or be able to make 911 calls when digital service is not available. The Verizon Wireless Nationwide Rate and Coverage Area includes networks run by other carriers; some of the coverage depicted is based on their information and public sources and we cannot ensure its accuracy. Service may not be available for certain devices throughout the Extended National Enhanced Services Rate and Coverage Areas.
See verizonwireless.com/coveragelocator for additional coverage information.
©2011 Verizon Wireless All rights reserved.
3/25/2011

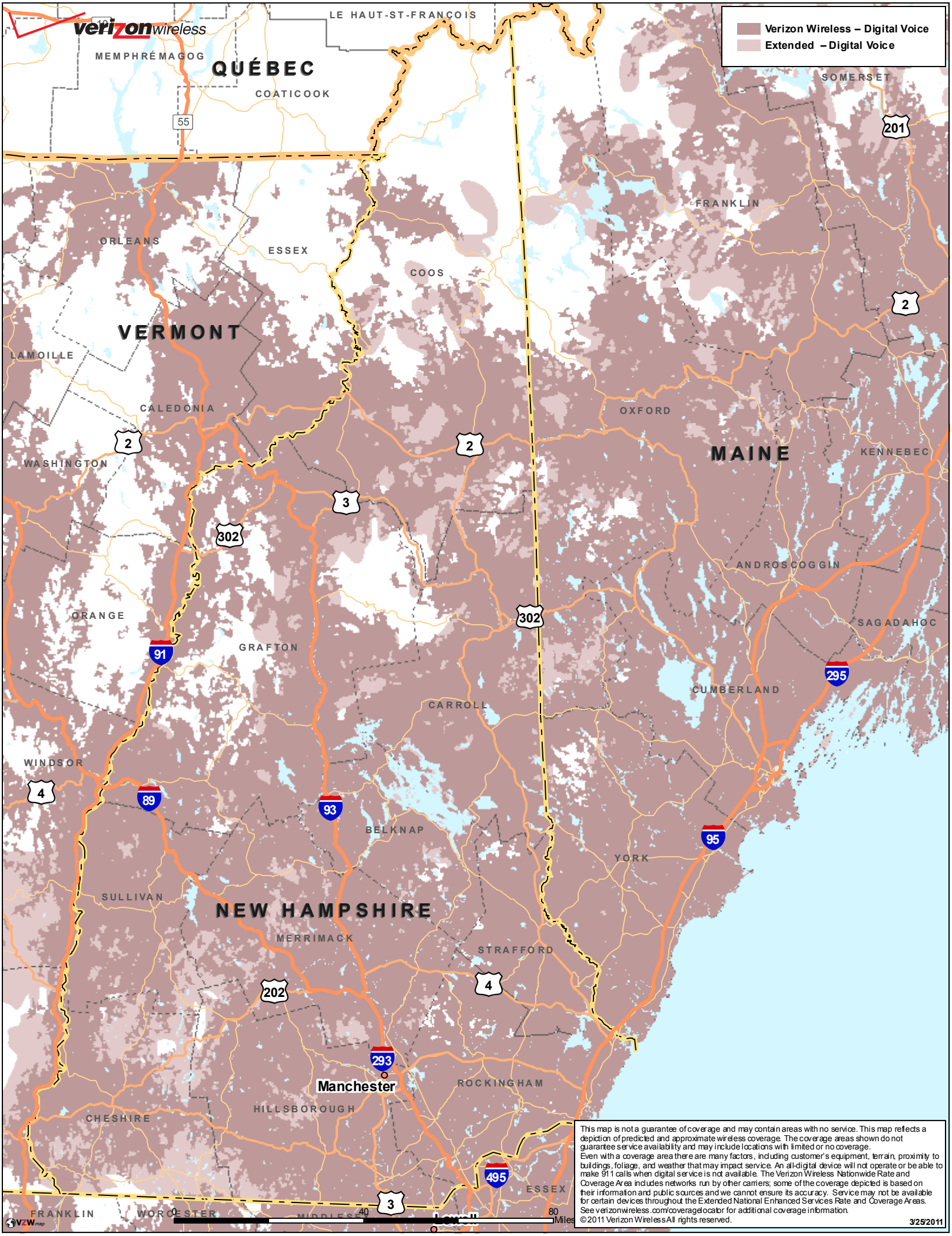
verizon wireless
Verizon Wireless – Digital Voice
Extended – Digital Voice
QUÉBEC
LE HAUT-ST-FRANÇOIS
MEMPHRÉMAGOG
COATICOOK
55
SOMERSET
201
FRANKLIN
ORLEANS
ESSEX
COOS
2
VERMONT
LAMOILLE
CALEDONIA
OXFORD
MAINE
KENNEBEC
WASHINGTON
3
302
ANDROSCOGGIN
ORANGE
SAGADAHOC
91
GRAFTON
295
CUMBERLAND
CARROLL
WINDSOR
4
89
93
BELKNAP
95
YORK
SULLIVAN
NEW HAMPSHIRE
MERRIMACK
STRAFFORD
202
293
Manchester
ROCKINGHAM
HILLSBOROUGH
CHESHIRE
495
ESSEX
FRANKLIN
WORCESTER
0
40
80
Miles
Lowell
This map is not a guarantee of coverage and may contain areas with no service. This map reflects a depiction of predicted and approximate wireless coverage. The coverage areas shown do not guarantee service availability and may include locations with limited or no coverage.
Even with a coverage area there are many factors, including customer's equipment, terrain, proximity to buildings, foliage, and weather that may impact service. An all-digital device will not operate or be able to make 911 calls when digital service is not available. The Verizon Wireless Nationwide Rate and Coverage Area includes networks run by other carriers; some of the coverage depicted is based on their information and public sources and we cannot ensure its accuracy. Service may not be available for certain devices throughout the Extended National Enhanced Services Rate and Coverage Areas.
See verizonwireless.com/coveragelocator for additional coverage information.
©2011 Verizon Wireless All rights reserved.
3/25/2011

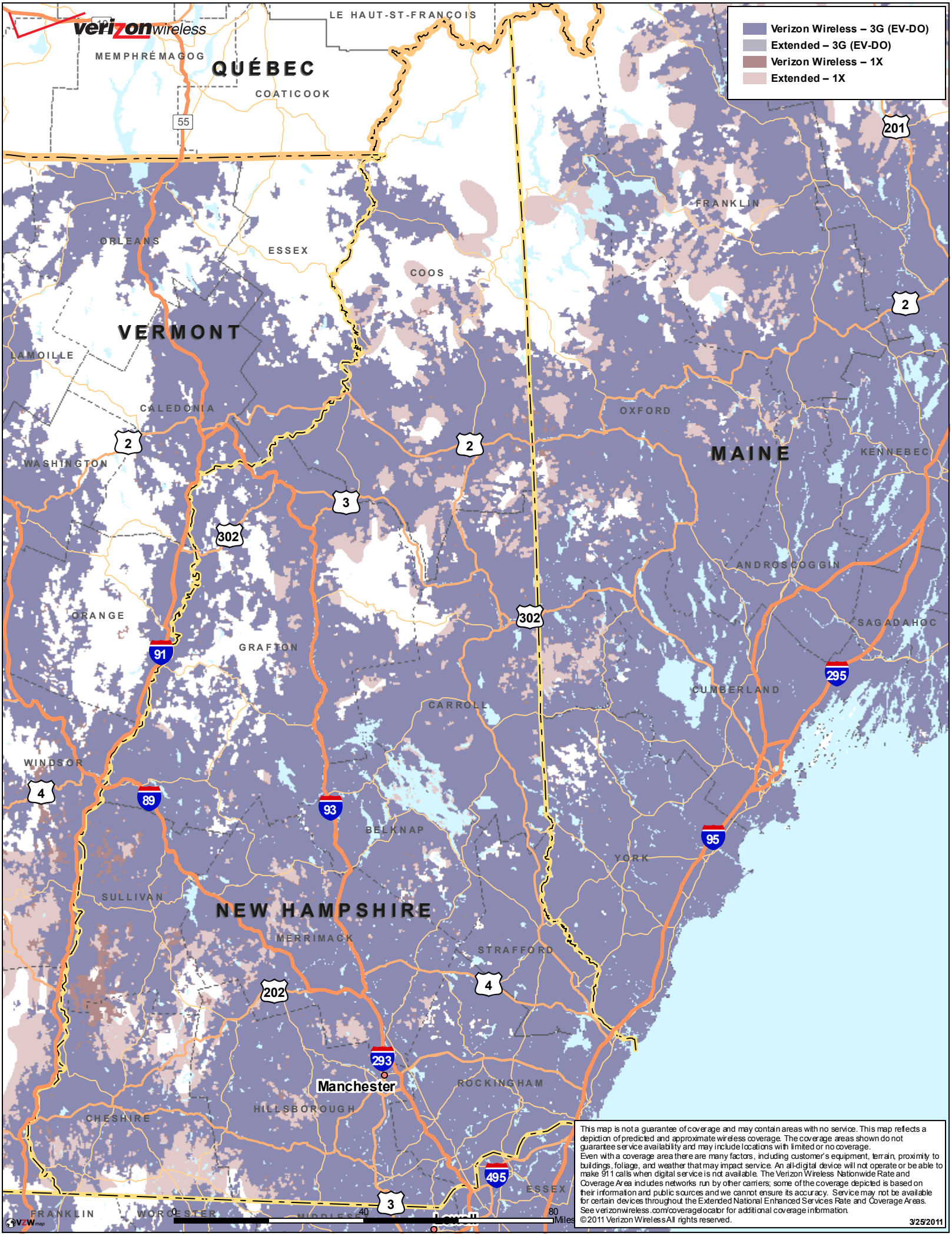
verizon wireless
Verizon Wireless – 3G (EV-DO)
Extended – 3G (EV-DO)
Verizon Wireless – 1X
Extended – 1X
LE HAUT-ST-FRANÇOIS
MEMPHRÉMAGOG
QUÉBEC
COATICOOK
55
201
FRANKLIN
ORLEANS
ESSEX
COOS
2
VERMONT
LAMOILLE
CALEDONIA
OXFORD
MAINE
KENNEBEC
WASHINGTON
3
302
ANDROSCOGGIN
ORANGE
SAGADAHOC
91
GRAFTON
295
CUMBERLAND
CARROLL
WINDSOR
4
89
93
BELKNAP
95
YORK
SULLIVAN
NEW HAMPSHIRE
MERRIMACK
STRAFFORD
202
293
Manchester
ROCKINGHAM
HILLSBOROUGH
CHESHIRE
495
ESSEX
FRANKLIN
WORCESTER
0
40
80
Miles
Lowell
This map is not a guarantee of coverage and may contain areas with no service. This map reflects a depiction of predicted and approximate wireless coverage. The coverage areas shown do not guarantee service availability and may include locations with limited or no coverage.
Even with a coverage area there are many factors, including customer's equipment, terrain, proximity to buildings, foliage, and weather that may impact service. An all-digital device will not operate or be able to make 911 calls when digital service is not available. The Verizon Wireless Nationwide Rate and Coverage Area includes networks run by other carriers; some of the coverage depicted is based on their information and public sources and we cannot ensure its accuracy. Service may not be available for certain devices throughout the Extended National Enhanced Services Rate and Coverage Areas.
See verizonwireless.com/coveragelocator for additional coverage information.
©2011 Verizon Wireless All rights reserved.
3/25/2011

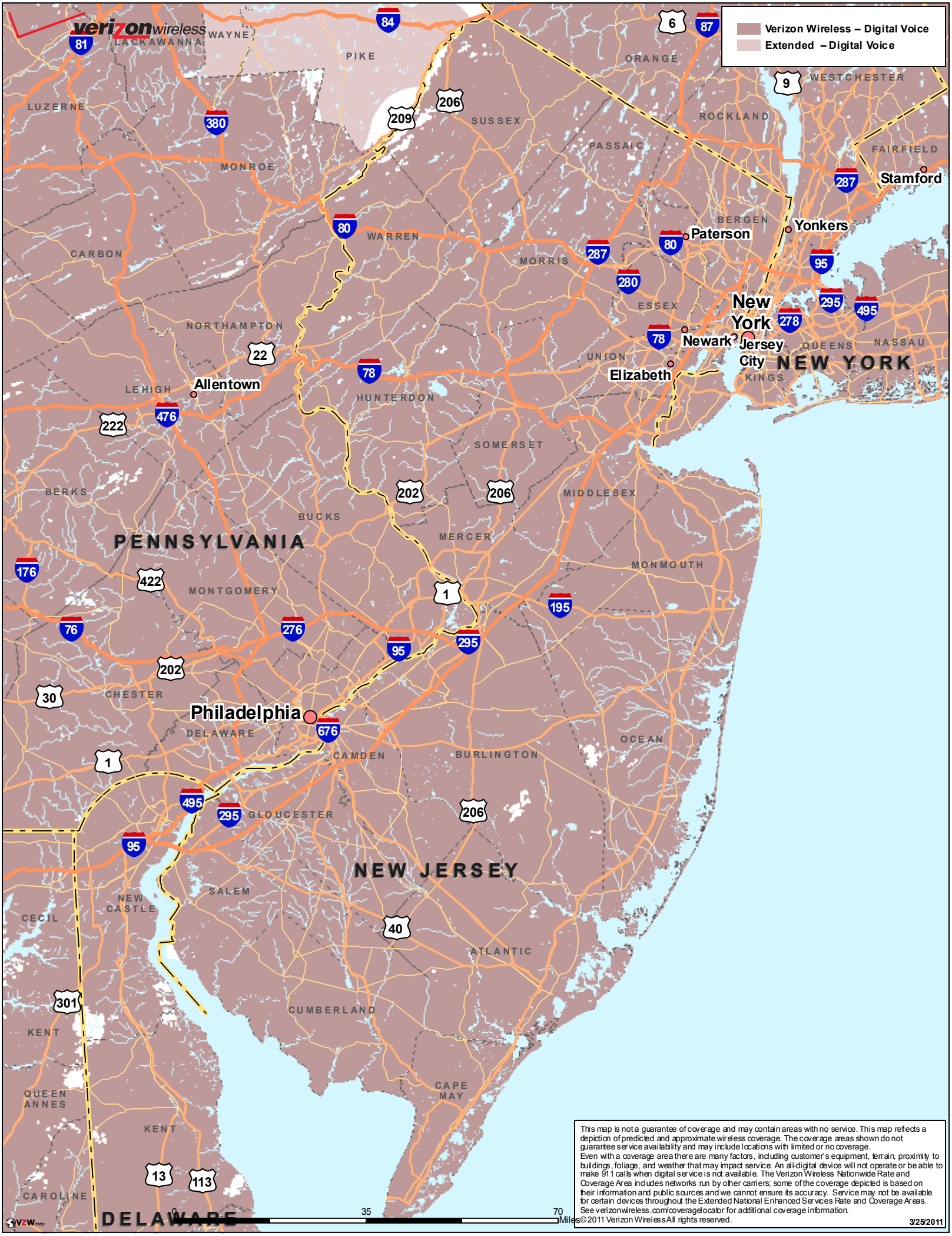

This map is not a guarantee of coverage and may contain areas with no service. This map reflects a depiction of predicted and approximate wireless coverage. The coverage areas shown do not guarantee service availability and may include locations with limited or no coverage.
Even with a coverage area there are many factors, including customer's equipment, terrain, proximity to buildings, foliage, and weather that may impact service. An all-digital device will not operate or be able to make 911 calls when digital service is not available. The Verizon Wireless Nationwide Rate and Coverage Area includes networks run by other carriers; some of the coverage depicted is based on their information and public sources and we cannot ensure its accuracy. Service may not be available for certain devices throughout the Extended National Enhanced Services Rate and Coverage Areas. See verizonwireless.com/coveragelocator for additional coverage information.

©2011 Verizon Wireless All rights reserved.

3/25/2011

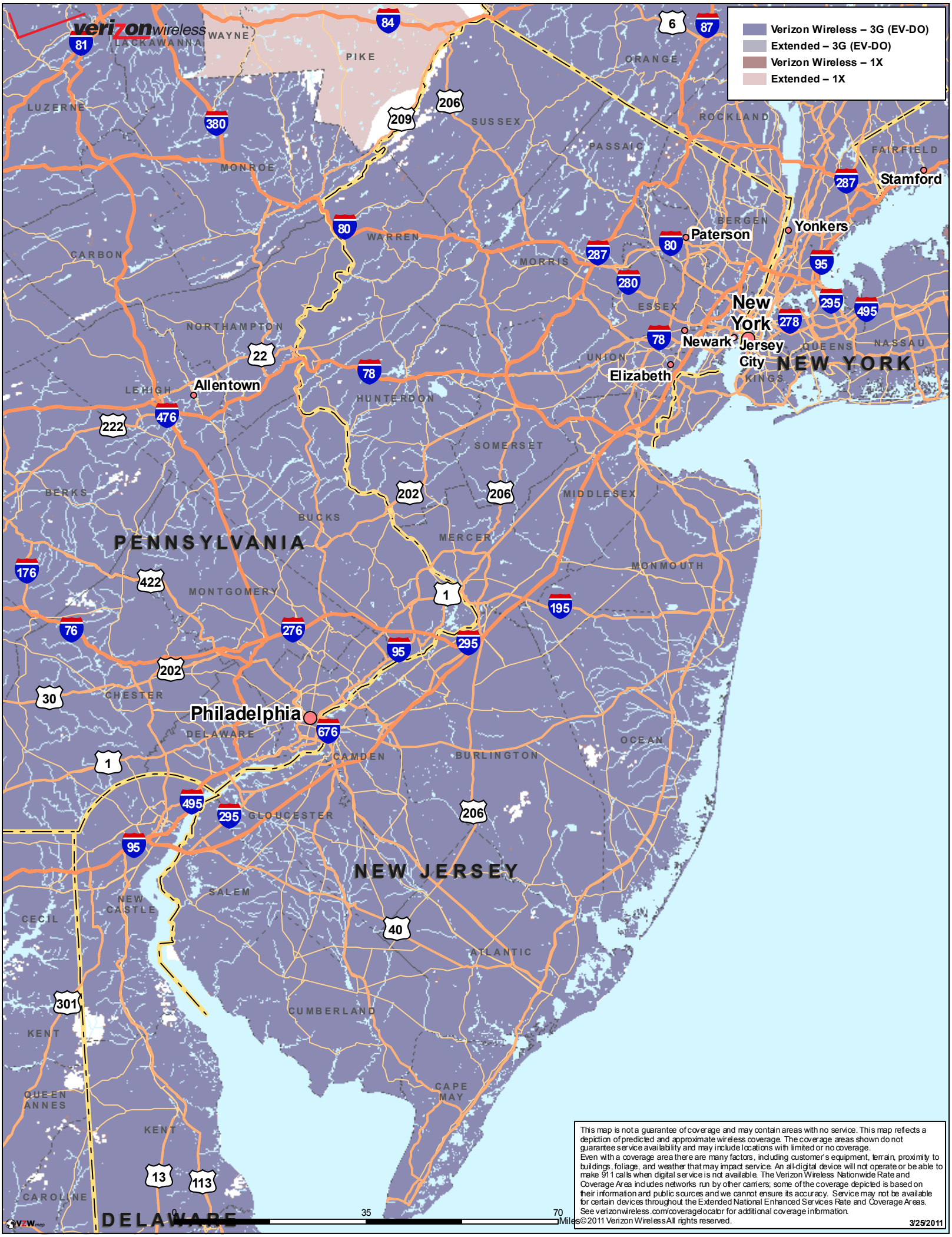

This map is not a guarantee of coverage and may contain areas with no service. This map reflects a depiction of predicted and approximate wireless coverage. The coverage areas shown do not guarantee service availability and may include locations with limited or no coverage.
Even with a coverage area there are many factors, including customer's equipment, terrain, proximity to buildings, foliage, and weather that may impact service. An all-digital device will not operate or be able to make 911 calls when digital service is not available. The Verizon Wireless Nationwide Rate and Coverage Area includes networks run by other carriers; some of the coverage depicted is based on their information and public sources and we cannot ensure its accuracy. Service may not be available for certain devices throughout the Extended National Enhanced Services Rate and Coverage Areas. See verizonwireless.com/coveragelocator for additional coverage information.

©2011 Verizon Wireless All rights reserved.

3/25/2011

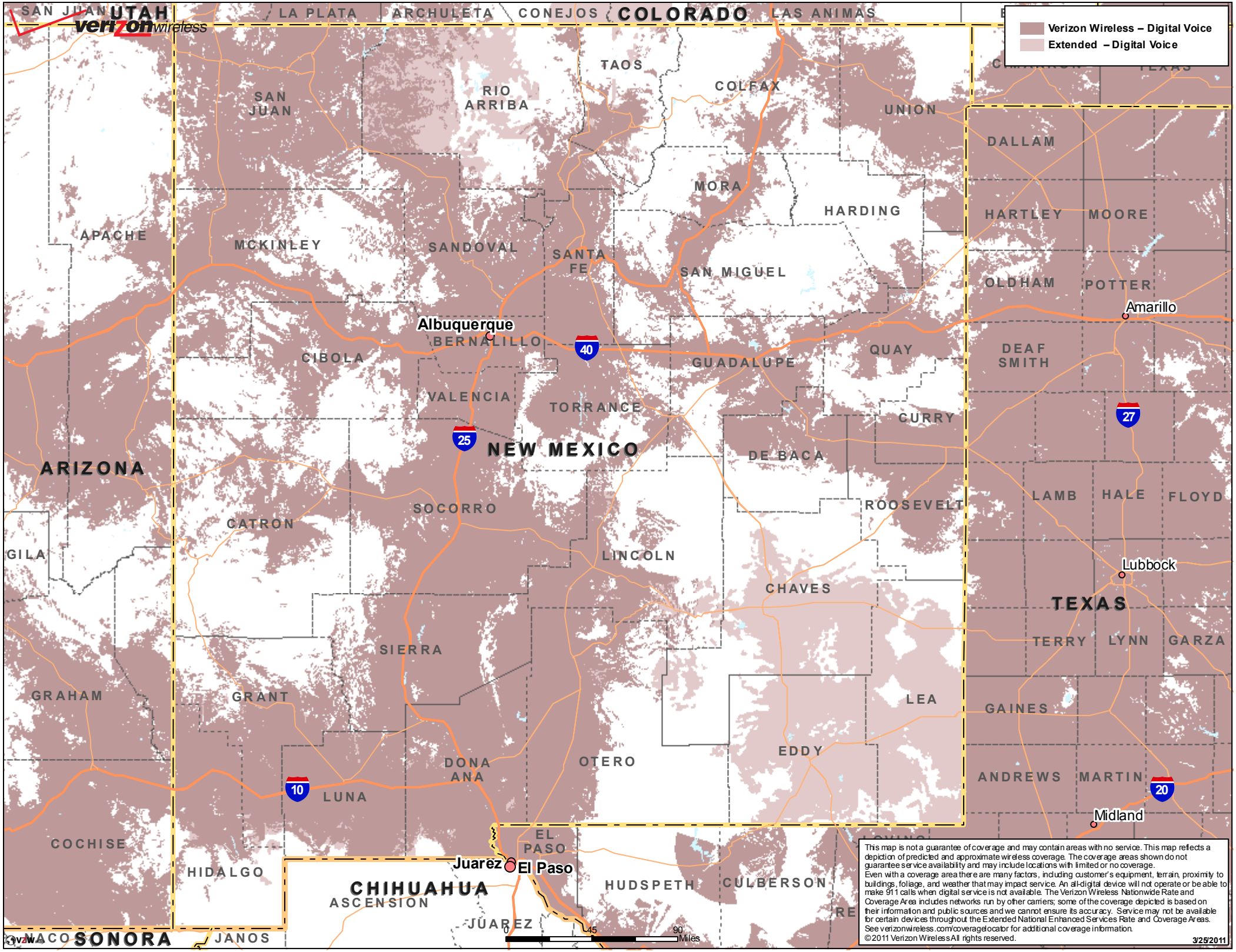
Verizon Wireless – Digital Voice
Extended – Digital Voice
UTAH
COLORADO
ARIZONA
NEW MEXICO
TEXAS
CHIHUAHUA
SONORA
SAN JUAN
LA PLATA
ARCHULETA
CONEJOS
LAS ANIMAS
TAOS
RIO ARRIBA
COLFAX
UNION
DALLAM
MORA
HARDING
HARTLEY
MOORE
APACHE
MCKINLEY
SANDOVAL
SANTA FE
SAN MIGUEL
OLDHAM
POTTER
Amarillo
Albuquerque
BERNALILLO
CIBOLA
GUADALUPE
QUAY
DEAF SMITH
VALENCIA
TORRANCE
CURRY
DE BACA
ROOSEVELT
LAMB
HALE
FLOYD
SOCORRO
CATRON
GILA
LINCOLN
Lubbock
CHAVES
TERRY
LYNN
GARZA
SIERRA
GRAHAM
GRANT
LEA
GAINES
EDDY
DONA ANA
OTERO
ANDREWS
MARTIN
LUNA
Midland
COCHISE
EL PASO
Juarez
El Paso
HIDALGO
HUDSPETH
CULBERSON
ASCENSION
JUAREZ
JANOS
0
45
90
Miles
This map is not a guarantee of coverage and may contain areas with no service. This map reflects a depiction of predicted and approximate wireless coverage. The coverage areas shown do not guarantee service availability and may include locations with limited or no coverage.
Even with a coverage area there are many factors, including customer's equipment, terrain, proximity to buildings, foliage, and weather that may impact service. An all-digital device will not operate or be able to make 911 calls when digital service is not available. The Verizon Wireless Nationwide Rate and Coverage Area includes networks run by other carriers; some of the coverage depicted is based on their information and public sources and we cannot ensure its accuracy. Service may not be available for certain devices throughout the Extended National Enhanced Services Rate and Coverage Areas.
See verizonwireless.com/coveragelocator for additional coverage information.
©2011 Verizon Wireless All rights reserved.
3/25/2011

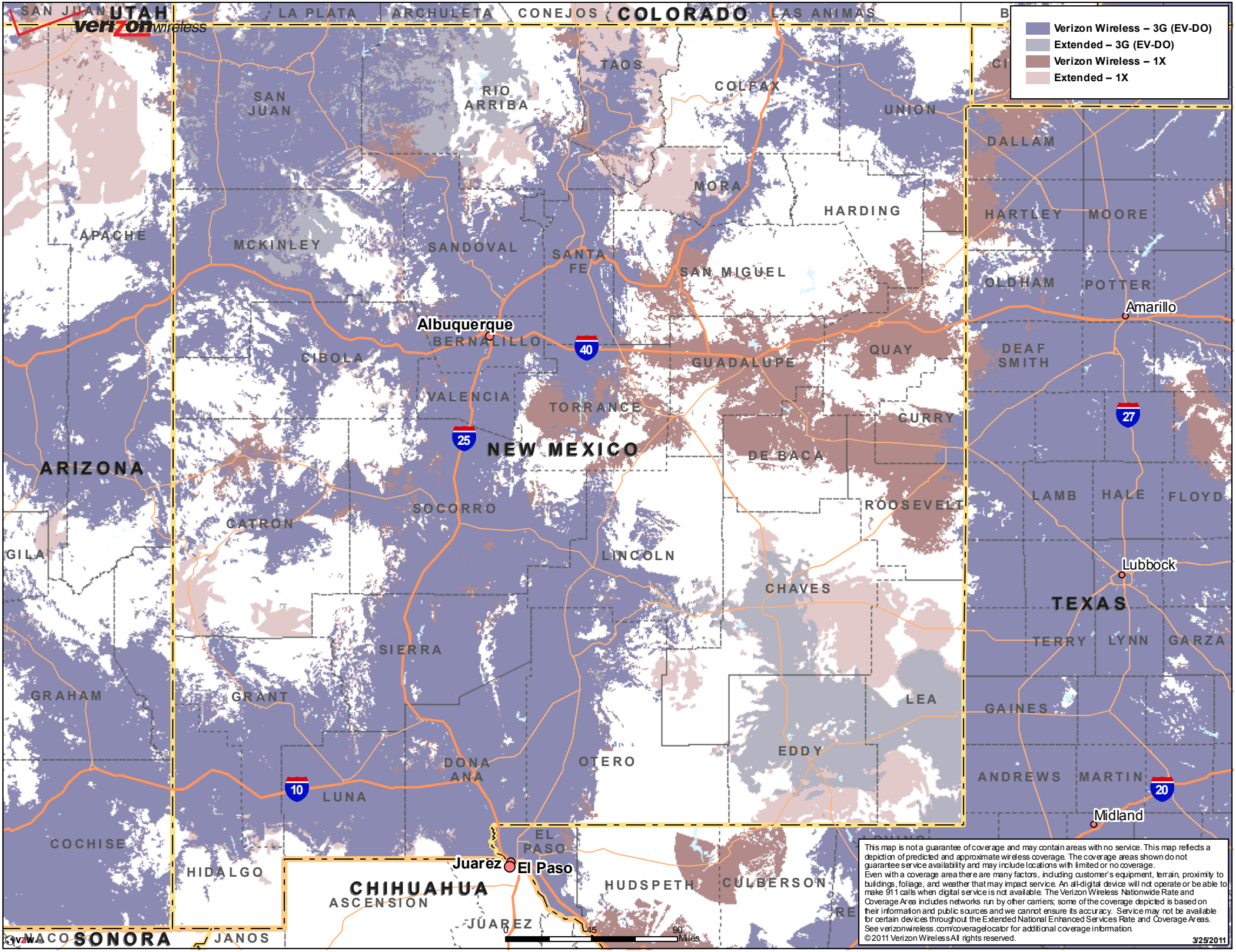

This map is not a guarantee of coverage and may contain areas with no service. This map reflects a depiction of predicted and approximate wireless coverage. The coverage areas shown do not guarantee service availability and may include locations with limited or no coverage.
Even with a coverage area there are many factors, including customer's equipment, terrain, proximity to buildings, foliage, and weather that may impact service. An all-digital device will not operate or be able to make 911 calls when digital service is not available. The Verizon Wireless Nationwide Rate and Coverage Area includes networks run by other carriers; some of the coverage depicted is based on their information and public sources and we cannot ensure its accuracy. Service may not be available for certain devices throughout the Extended National Enhanced Services Rate and Coverage Areas.
See verizonwireless.com/coveragelocator for additional coverage information.

©2011 Verizon Wireless All rights reserved.

3/25/2011

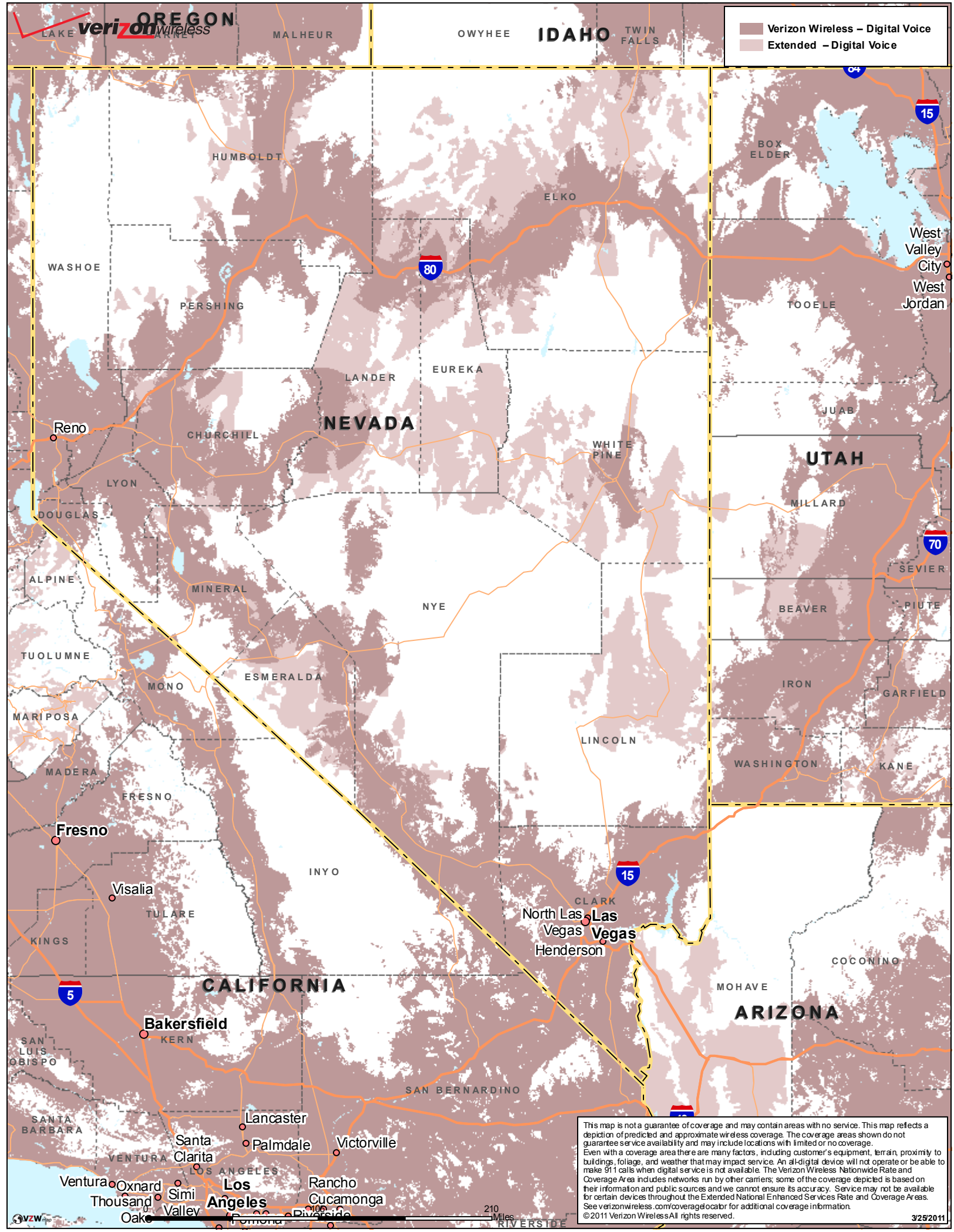
verizon wireless
Verizon Wireless – Digital Voice
Extended – Digital Voice
OREGON
IDAHO
NEVADA
UTAH
CALIFORNIA
ARIZONA
LAKE
MALHEUR
OWYHEE
TWIN FALLS
HUMBOLDT
ELKO
BOX ELDER
WASHOE
PERSHING
TOOELE
LANDER
EUREKA
JUAB
CHURCHILL
WHITE PINE
LYON
MILLARD
DOUGLAS
SEVIER
ALPINE
MINERAL
NYE
BEAVER
PIUTE
TUOLUMNE
ESMERALDA
MONO
IRON
GARFIELD
MARIPOSA
LINCOLN
WASHINGTON
KANE
MADERA
FRESNO
INYO
CLARK
TULARE
KINGS
MOHAVE
COCONINO
KERN
SAN LUIS OBISPO
SAN BERNARDINO
SANTA BARBARA
VENTURA
LOS ANGELES
RIVERSIDE
West Valley City
West Jordan
Reno
Fresno
Visalia
North Las Vegas
Las Vegas
Henderson
Bakersfield
Lancaster
Palmdale
Victorville
Santa Clarita
Ventura
Oxnard
Simi Valley
Thousand Oaks
Los Angeles
Rancho Cucamonga
Riverside
0
100
210
Miles
This map is not a guarantee of coverage and may contain areas with no service. This map reflects a depiction of predicted and approximate wireless coverage. The coverage areas shown do not guarantee service availability and may include locations with limited or no coverage.
Even with a coverage area there are many factors, including customer's equipment, terrain, proximity to buildings, foliage, and weather that may impact service. An all-digital device will not operate or be able to make 911 calls when digital service is not available. The Verizon Wireless Nationwide Rate and Coverage Area includes networks run by other carriers; some of the coverage depicted is based on their information and public sources and we cannot ensure its accuracy. Service may not be available for certain devices throughout the Extended National Enhanced Services Rate and Coverage Areas.
See verizonwireless.com/coveragelocator for additional coverage information.
©2011 Verizon Wireless All rights reserved.
3/25/2011

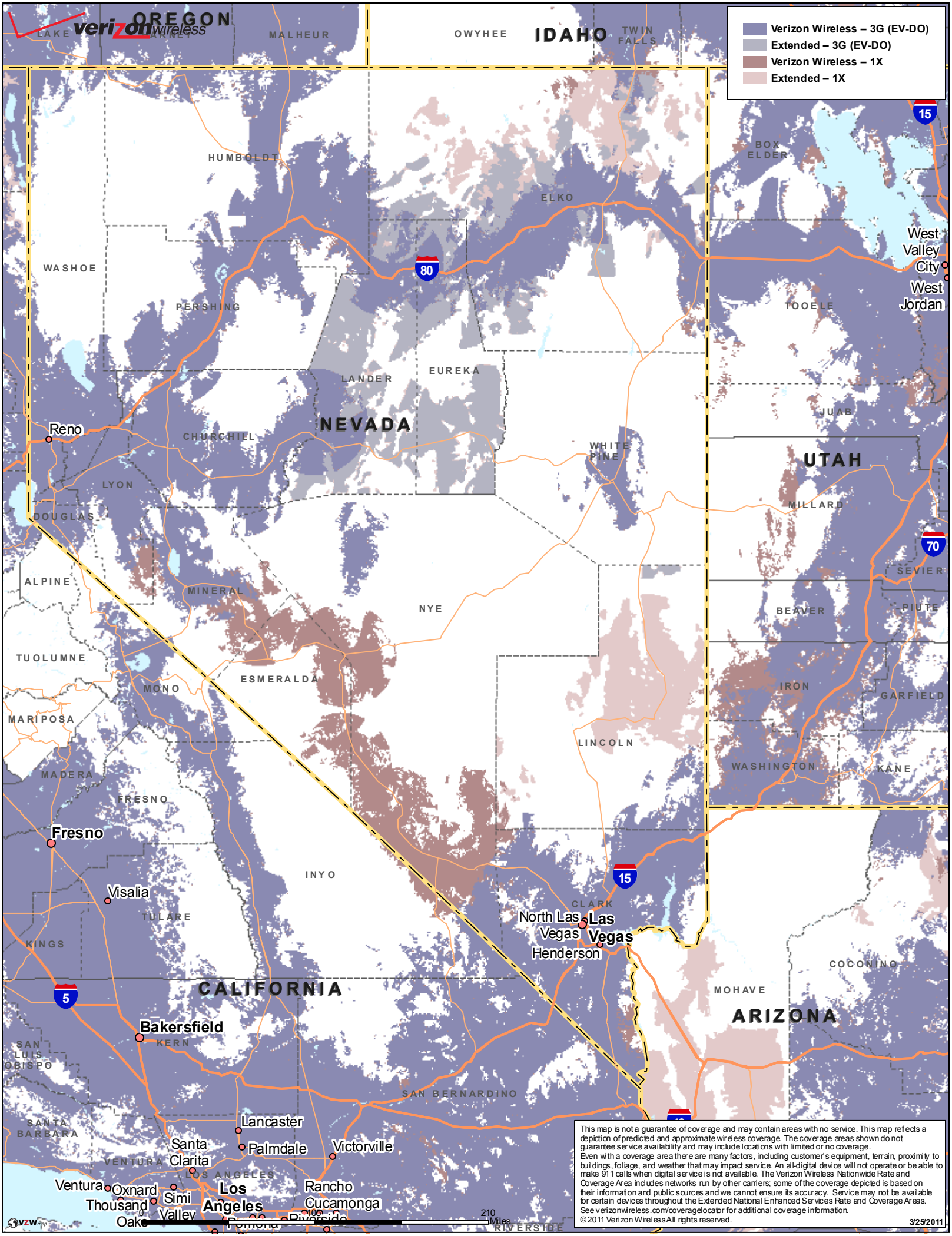
verizon wireless
Verizon Wireless – 3G (EV-DO)
Extended – 3G (EV-DO)
Verizon Wireless – 1X
Extended – 1X
OREGON
IDAHO
NEVADA
UTAH
CALIFORNIA
ARIZONA
LAKE
HARNEY
MALHEUR
OWYHEE
TWIN FALLS
HUMBOLDT
ELKO
BOX ELDER
WASHOE
PERSHING
LANDER
EUREKA
TOOELE
JUAB
CHURCHILL
WHITE PINE
LYON
DOUGLAS
MILLARD
SEVIER
ALPINE
MINERAL
NYE
BEAVER
PIUTE
TUOLUMNE
ESMERALDA
MONO
IRON
GARFIELD
MARIPOSA
LINCOLN
WASHINGTON
KANE
MADERA
FRESNO
INYO
CLARK
TULARE
KINGS
COCONINO
MOHAVE
KERN
SAN LUIS OBISPO
SAN BERNARDINO
SANTA BARBARA
VENTURA
LOS ANGELES
RIVERSIDE
Reno
West Valley City
West Jordan
Fresno
Visalia
North Las Vegas
Las Vegas
Henderson
Bakersfield
Lancaster
Palmdale
Victorville
Santa Clarita
Ventura
Oxnard
Simi Valley
Thousand Oaks
Los Angeles
Rancho Cucamonga
Pomona
Riverside
15
80
70
5
0
100
210
Miles
This map is not a guarantee of coverage and may contain areas with no service. This map reflects a depiction of predicted and approximate wireless coverage. The coverage areas shown do not guarantee service availability and may include locations with limited or no coverage.
Even with a coverage area there are many factors, including customer's equipment, terrain, proximity to buildings, foliage, and weather that may impact service. An all-digital device will not operate or be able to make 911 calls when digital service is not available. The Verizon Wireless Nationwide Rate and Coverage Area includes networks run by other carriers; some of the coverage depicted is based on their information and public sources and we cannot ensure its accuracy. Service may not be available for certain devices throughout the Extended National Enhanced Services Rate and Coverage Areas. See verizonwireless.com/coveragelocator for additional coverage information.
© 2011 Verizon Wireless All rights reserved.
3/25/2011

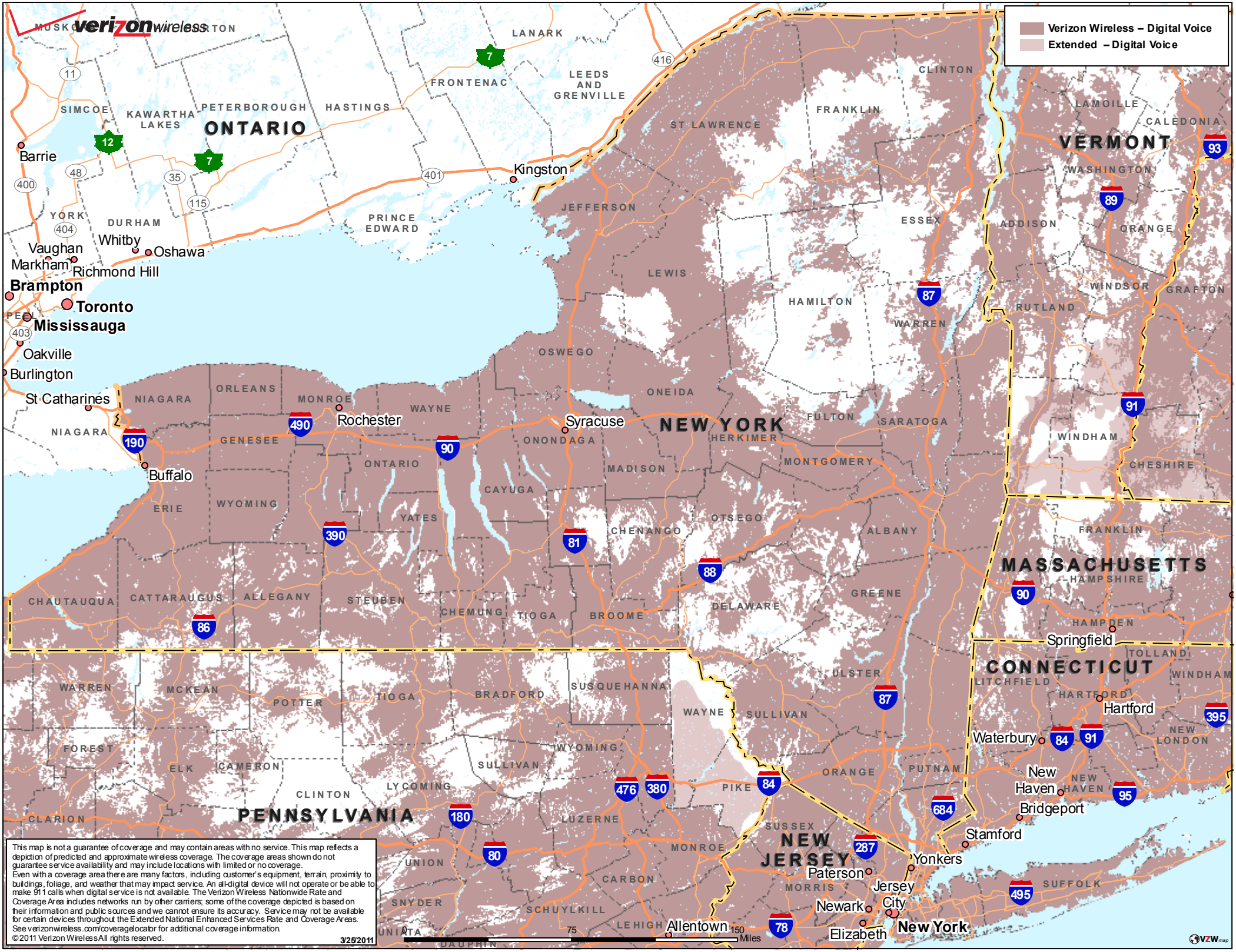
verizon wireless
Verizon Wireless – Digital Voice
Extended – Digital Voice
ONTARIO
NEW YORK
VERMONT
MASSACHUSETTS
CONNECTICUT
PENNSYLVANIA
NEW JERSEY
Barrie
Kingston
Whitby
Oshawa
Vaughan
Markham
Richmond Hill
Brampton
Toronto
Mississauga
Oakville
Burlington
St Catharines
Buffalo
Rochester
Syracuse
Springfield
Hartford
Waterbury
New Haven
Bridgeport
Stamford
Yonkers
Paterson
Jersey City
Newark
Elizabeth
New York
Allentown
This map is not a guarantee of coverage and may contain areas with no service. This map reflects a depiction of predicted and approximate wireless coverage. The coverage areas shown do not guarantee service availability and may include locations with limited or no coverage.
Even with a coverage area there are many factors, including customer's equipment, terrain, proximity to buildings, foliage, and weather that may impact service. An all-digital device will not operate or be able to make 911 calls when digital service is not available. The Verizon Wireless Nationwide Rate and Coverage Area includes networks run by other carriers; some of the coverage depicted is based on their information and public sources and we cannot ensure its accuracy. Service may not be available for certain devices throughout the Extended National Enhanced Services Rate and Coverage Areas.
See verizonwireless.com/coveragelocator for additional coverage information.
© 2011 Verizon Wireless All rights reserved.
3/25/2011
75
150
Miles
VZW map

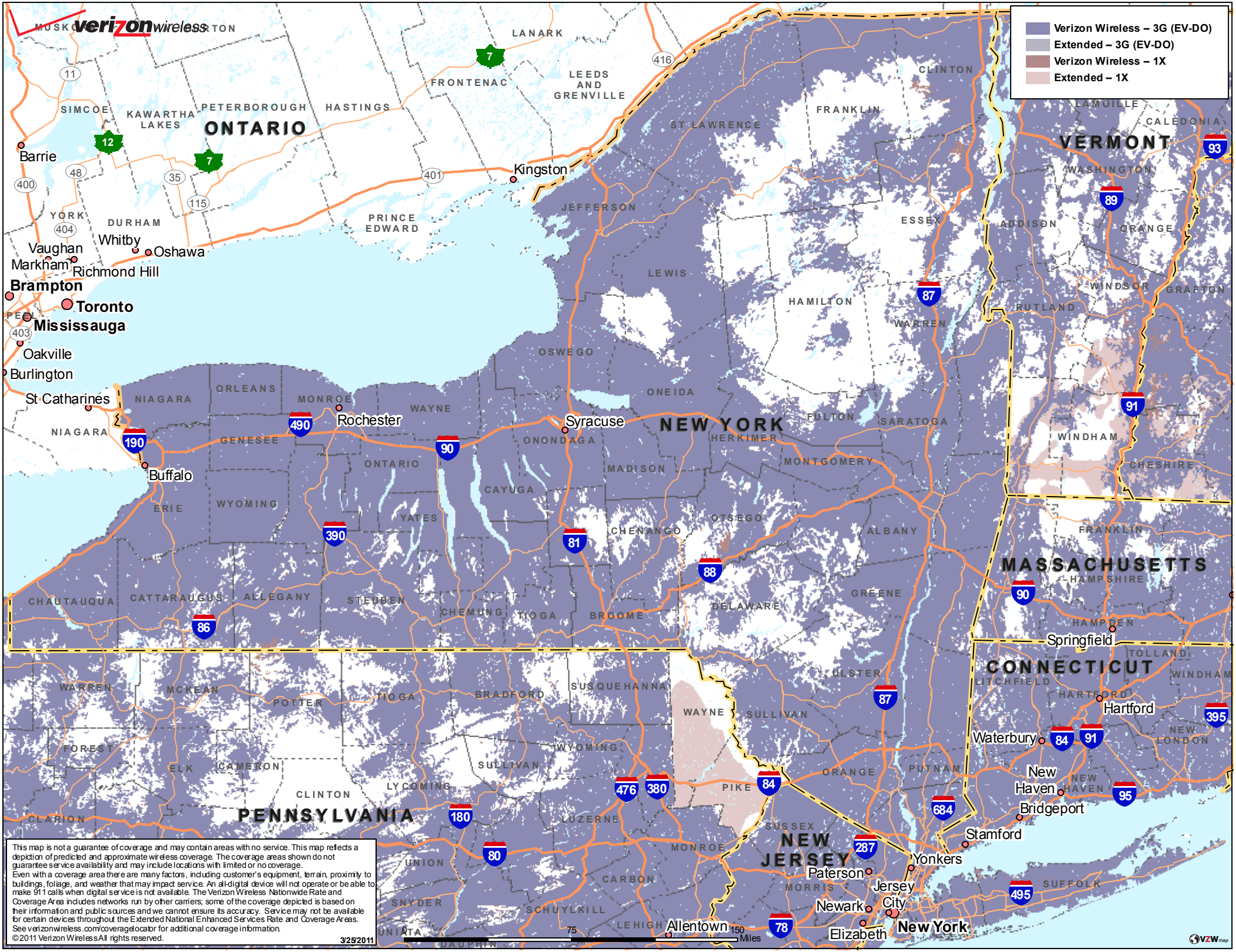
verizon wireless
Verizon Wireless – 3G (EV-DO)
Extended – 3G (EV-DO)
Verizon Wireless – 1X
Extended – 1X
ONTARIO
NEW YORK
VERMONT
MASSACHUSETTS
CONNECTICUT
PENNSYLVANIA
NEW JERSEY
Barrie
Kingston
Whitby
Oshawa
Vaughan
Markham
Richmond Hill
Brampton
Toronto
Mississauga
Oakville
Burlington
St Catharines
Buffalo
Rochester
Syracuse
Springfield
Hartford
Waterbury
New Haven
Bridgeport
Stamford
Yonkers
Paterson
Jersey City
Newark
Elizabeth
New York
Allentown
This map is not a guarantee of coverage and may contain areas with no service. This map reflects a depiction of predicted and approximate wireless coverage. The coverage areas shown do not guarantee service availability and may include locations with limited or no coverage.
Even with a coverage area there are many factors, including customer's equipment, terrain, proximity to buildings, foliage, and weather that may impact service. An all-digital device will not operate or be able to make 911 calls when digital service is not available. The Verizon Wireless Nationwide Rate and Coverage Area includes networks run by other carriers; some of the coverage depicted is based on their information and public sources and we cannot ensure its accuracy. Service may not be available for certain devices throughout the Extended National Enhanced Services Rate and Coverage Areas. See verizonwireless.com/coveragelocator for additional coverage information.
©2011 Verizon Wireless All rights reserved.
3/25/2011
75
150
Miles
VZW map

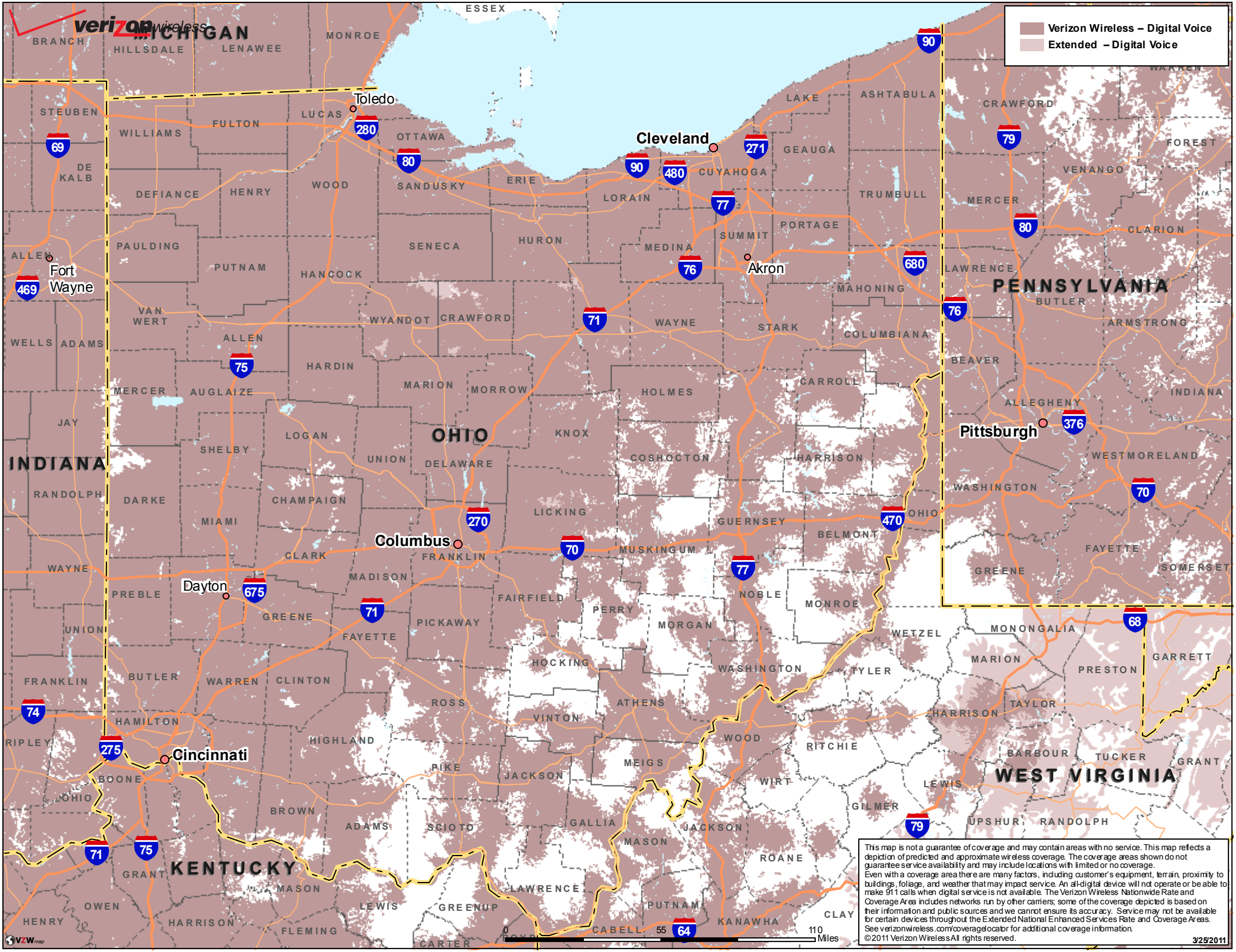
verizon wireless
Verizon Wireless – Digital Voice
Extended – Digital Voice
MICHIGAN
OHIO
INDIANA
PENNSYLVANIA
WEST VIRGINIA
KENTUCKY
Toledo
Cleveland
Akron
Fort Wayne
Columbus
Dayton
Cincinnati
Pittsburgh
ESSEX
BRANCH
HILLSDALE
LENAWEE
MONROE
STEUBEN
WILLIAMS
FULTON
LUCAS
OTTAWA
DE KALB
DEFIANCE
HENRY
WOOD
SANDUSKY
ERIE
LORAIN
LAKE
ASHTABULA
GEAUGA
CUYAHOGA
TRUMBULL
PORTAGE
SUMMIT
MEDINA
ALLEN
PAULDING
PUTNAM
HANCOCK
SENECA
HURON
MAHONING
VAN WERT
WYANDOT
CRAWFORD
WAYNE
STARK
COLUMBIANA
WELLS
ADAMS
HARDIN
MARION
MORROW
HOLMES
CARROLL
MERCER
AUGLAIZE
JAY
LOGAN
KNOX
SHELBY
UNION
DELAWARE
COSHOCTON
HARRISON
RANDOLPH
DARKE
CHAMPAIGN
LICKING
GUERNSEY
BELMONT
MIAMI
CLARK
FRANKLIN
MUSKINGUM
WAYNE
MADISON
PREBLE
GREENE
FAIRFIELD
NOBLE
MONROE
PERRY
PICKAWAY
MORGAN
WETZEL
MONONGALIA
UNION
FAYETTE
HOCKING
WASHINGTON
TYLER
MARION
PRESTON
GARRETT
FRANKLIN
BUTLER
WARREN
CLINTON
ROSS
ATHENS
HARRISON
TAYLOR
HAMILTON
VINTON
RIPLEY
HIGHLAND
WOOD
RITCHIE
BARBOUR
TUCKER
GRANT
BOONE
PIKE
JACKSON
MEIGS
WIRT
LEWIS
BROWN
ADAMS
SCIOTO
GALLIA
JACKSON
GILMER
UPSHUR
RANDOLPH
MASON
ROANE
GRANT
MASON
LAWRENCE
OWEN
LEWIS
GREENUP
PUTNAM
HENRY
HARRISON
FLEMING
CABELL
KANAWHA
CLAY
CARTER
WARREN
CRAWFORD
FOREST
VENANGO
MERCER
CLARION
LAWRENCE
BUTLER
ARMSTRONG
BEAVER
ALLEGHENY
INDIANA
WESTMORELAND
WASHINGTON
FAYETTE
GREENE
SOMERSET
0
55
110
Miles
This map is not a guarantee of coverage and may contain areas with no service. This map reflects a depiction of predicted and approximate wireless coverage. The coverage areas shown do not guarantee service availability and may include locations with limited or no coverage.
Even with a coverage area there are many factors, including customer's equipment, terrain, proximity to buildings, foliage, and weather that may impact service. An all-digital device will not operate or be able to make 911 calls when digital service is not available. The Verizon Wireless Nationwide Rate and Coverage Area includes networks run by other carriers; some of the coverage depicted is based on their information and public sources and we cannot ensure its accuracy. Service may not be available for certain devices throughout the Extended National Enhanced Services Rate and Coverage Areas.
See verizonwireless.com/coveragelocator for additional coverage information.
©2011 Verizon Wireless All rights reserved.
3/25/2011

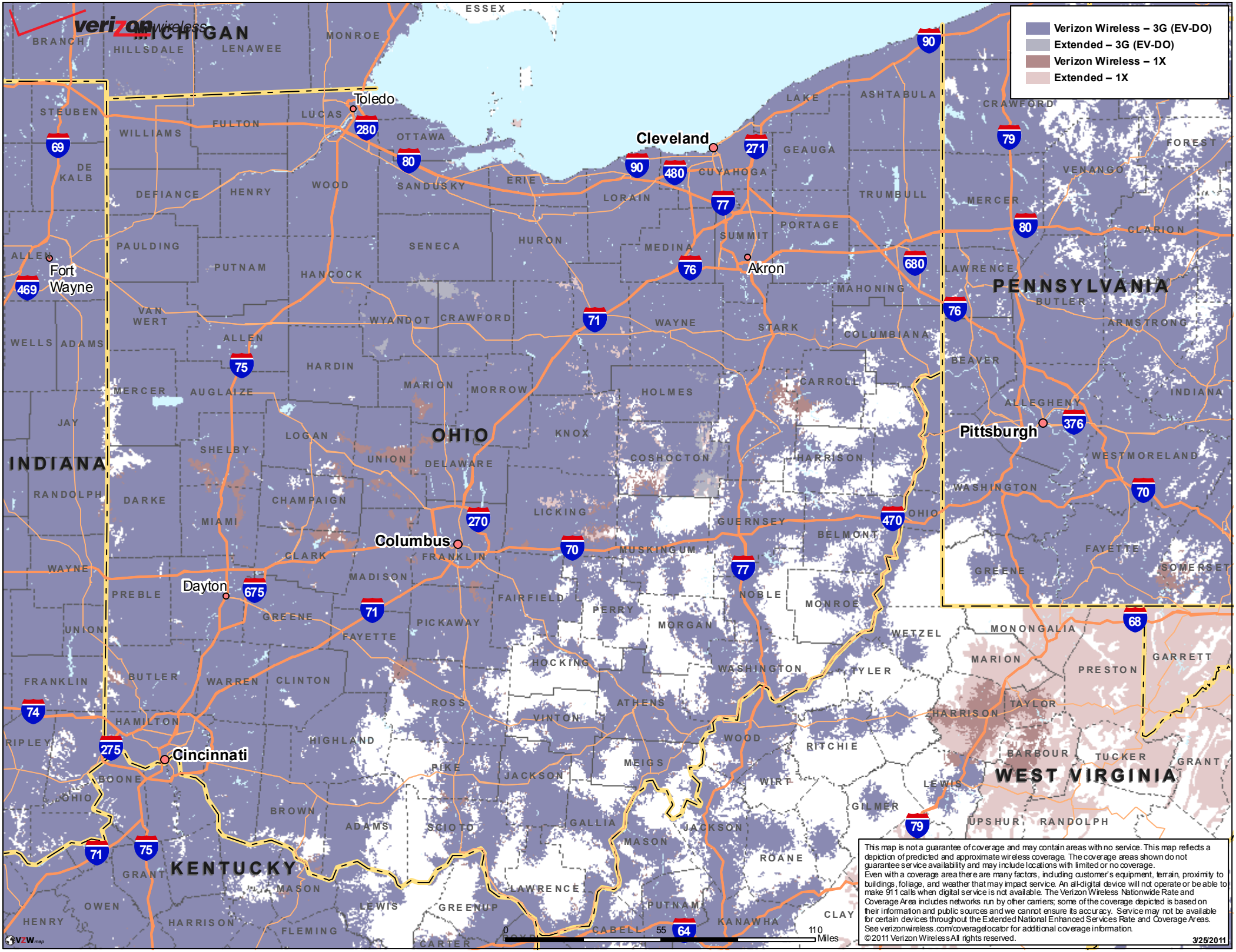
verizon wireless
Verizon Wireless – 3G (EV-DO)
Extended – 3G (EV-DO)
Verizon Wireless – 1X
Extended – 1X
MICHIGAN
INDIANA
OHIO
PENNSYLVANIA
WEST VIRGINIA
KENTUCKY
Toledo
Cleveland
Akron
Fort Wayne
Columbus
Dayton
Cincinnati
Pittsburgh
0
55
110
Miles
This map is not a guarantee of coverage and may contain areas with no service. This map reflects a depiction of predicted and approximate wireless coverage. The coverage areas shown do not guarantee service availability and may include locations with limited or no coverage.
Even with a coverage area there are many factors, including customer's equipment, terrain, proximity to buildings, foliage, and weather that may impact service. An all-digital device will not operate or be able to make 911 calls when digital service is not available. The Verizon Wireless Nationwide Rate and Coverage Area includes networks run by other carriers; some of the coverage depicted is based on their information and public sources and we cannot ensure its accuracy. Service may not be available for certain devices throughout the Extended National Enhanced Services Rate and Coverage Areas.
See verizonwireless.com/coveragelocator for additional coverage information.
©2011 Verizon Wireless All rights reserved.
3/25/2011

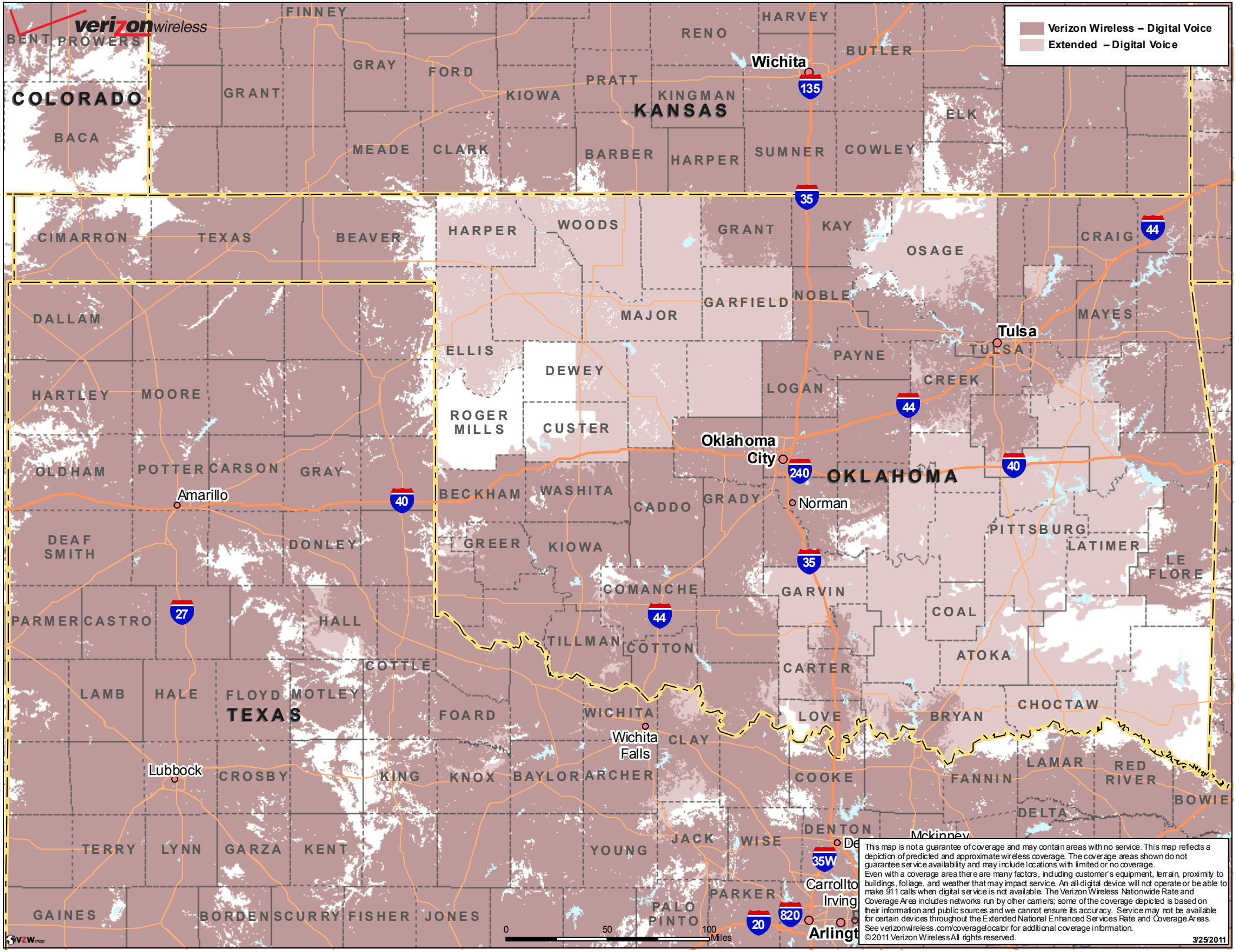
verizon wireless
Verizon Wireless – Digital Voice
Extended – Digital Voice
COLORADO
KANSAS
OKLAHOMA
TEXAS
Wichita
Tulsa
Oklahoma City
Norman
Amarillo
Lubbock
Wichita Falls
Carrollto
Irving
Arlingt
BENT
PROWERS
FINNEY
GRAY
FORD
GRANT
KIOWA
PRATT
RENO
HARVEY
BUTLER
KINGMAN
ELK
BACA
MEADE
CLARK
BARBER
HARPER
SUMNER
COWLEY
CIMARRON
TEXAS
BEAVER
HARPER
WOODS
GRANT
KAY
OSAGE
CRAIG
DALLAM
MAJOR
GARFIELD
NOBLE
MAYES
ELLIS
DEWEY
PAYNE
TULSA
HARTLEY
MOORE
LOGAN
CREEK
ROGER MILLS
CUSTER
OLDHAM
POTTER
CARSON
GRAY
BECKHAM
WASHITA
CADDO
GRADY
DEAF SMITH
DONLEY
GREER
KIOWA
PITTSBURG
LATIMER
LE FLORE
COMANCHE
GARVIN
PARMER
CASTRO
HALL
COAL
TILLMAN
COTTON
ATOKA
COTTLE
CARTER
LAMB
HALE
FLOYD
MOTLEY
FOARD
WICHITA
LOVE
BRYAN
CHOCTAW
CLAY
LAMAR
RED RIVER
CROSBY
KING
KNOX
BAYLOR
ARCHER
COOKE
FANNIN
BOWIE
DELTA
DENTON
Mckinney
TERRY
LYNN
GARZA
KENT
YOUNG
JACK
WISE
GAINES
BORDEN
SCURRY
FISHER
JONES
PALO PINTO
PARKER
0
50
100
Miles
This map is not a guarantee of coverage and may contain areas with no service. This map reflects a depiction of predicted and approximate wireless coverage. The coverage areas shown do not guarantee service availability and may include locations with limited or no coverage.
Even with a coverage area there are many factors, including customer's equipment, terrain, proximity to buildings, foliage, and weather that may impact service. An all-digital device will not operate or be able to make 911 calls when digital service is not available. The Verizon Wireless Nationwide Rate and Coverage Area includes networks run by other carriers; some of the coverage depicted is based on their information and public sources and we cannot ensure its accuracy. Service may not be available for certain devices throughout the Extended National Enhanced Services Rate and Coverage Areas.
See verizonwireless.com/coveragelocator for additional coverage information.
©2011 Verizon Wireless All rights reserved.
3/25/2011

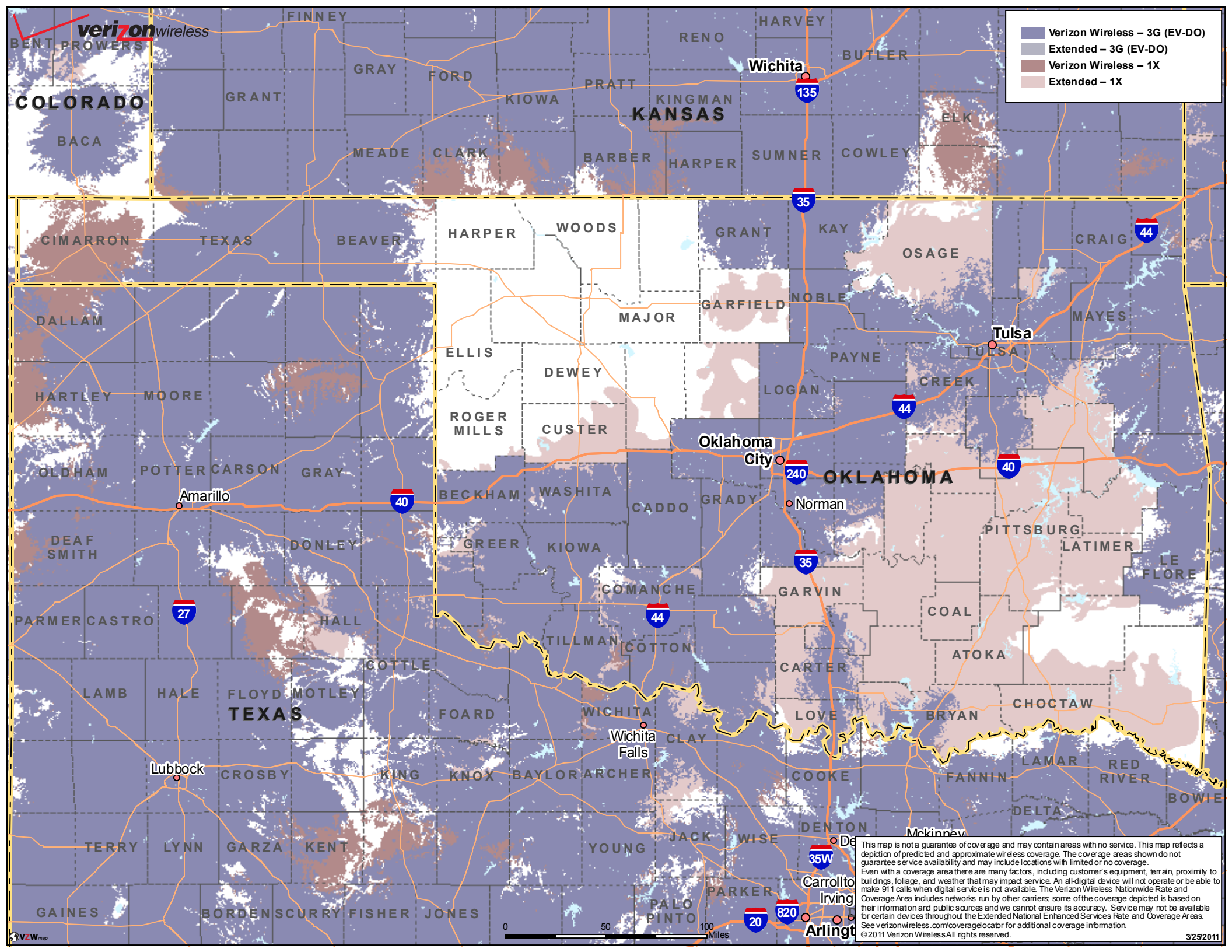
verizon wireless
Verizon Wireless – 3G (EV-DO)
Extended – 3G (EV-DO)
Verizon Wireless – 1X
Extended – 1X
COLORADO
KANSAS
OKLAHOMA
TEXAS
Wichita
Tulsa
Oklahoma City
Norman
Amarillo
Lubbock
Wichita Falls
Arlington
Carrollton
Irving
Mckinney
BENT
PROWERS
FINNEY
HARVEY
RENO
BUTLER
GRAY
FORD
PRATT
KIOWA
KINGMAN
GRANT
BACA
MEADE
CLARK
BARBER
HARPER
SUMNER
COWLEY
ELK
CIMARRON
TEXAS
BEAVER
HARPER
WOODS
GRANT
KAY
OSAGE
CRAIG
DALLAM
MAJOR
GARFIELD
NOBLE
MAYES
ELLIS
DEWEY
PAYNE
TULSA
CREEK
HARTLEY
MOORE
LOGAN
ROGER MILLS
CUSTER
OLDHAM
POTTER
CARSON
GRAY
BECKHAM
WASHITA
CADDO
GRADY
PITTSBURG
LATIMER
LE FLORE
DEAF SMITH
DONLEY
GREER
KIOWA
COMANCHE
GARVIN
PARMER
CASTRO
HALL
TILLMAN
COTTON
COAL
ATOKA
COTTLE
CARTER
LAMB
HALE
FLOYD
MOTLEY
FOARD
WICHITA
LOVE
BRYAN
CHOCTAW
CLAY
LAMAR
RED RIVER
CROSBY
KING
KNOX
BAYLOR
ARCHER
COOKE
FANNIN
BOWIE
DELTA
DENTON
TERRY
LYNN
GARZA
KENT
YOUNG
JACK
WISE
PARKER
GAINES
BORDEN
SCURRY
FISHER
JONES
PALO PINTO
0
50
100
Miles
This map is not a guarantee of coverage and may contain areas with no service. This map reflects a depiction of predicted and approximate wireless coverage. The coverage areas shown do not guarantee service availability and may include locations with limited or no coverage.
Even with a coverage area there are many factors, including customer's equipment, terrain, proximity to buildings, foliage, and weather that may impact service. An all-digital device will not operate or be able to make 911 calls when digital service is not available. The Verizon Wireless Nationwide Rate and Coverage Area includes networks run by other carriers; some of the coverage depicted is based on their information and public sources and we cannot ensure its accuracy. Service may not be available for certain devices throughout the Extended National Enhanced Services Rate and Coverage Areas.
See verizonwireless.com/coveragelocator for additional coverage information.
©2011 Verizon Wireless All rights reserved.
3/25/2011

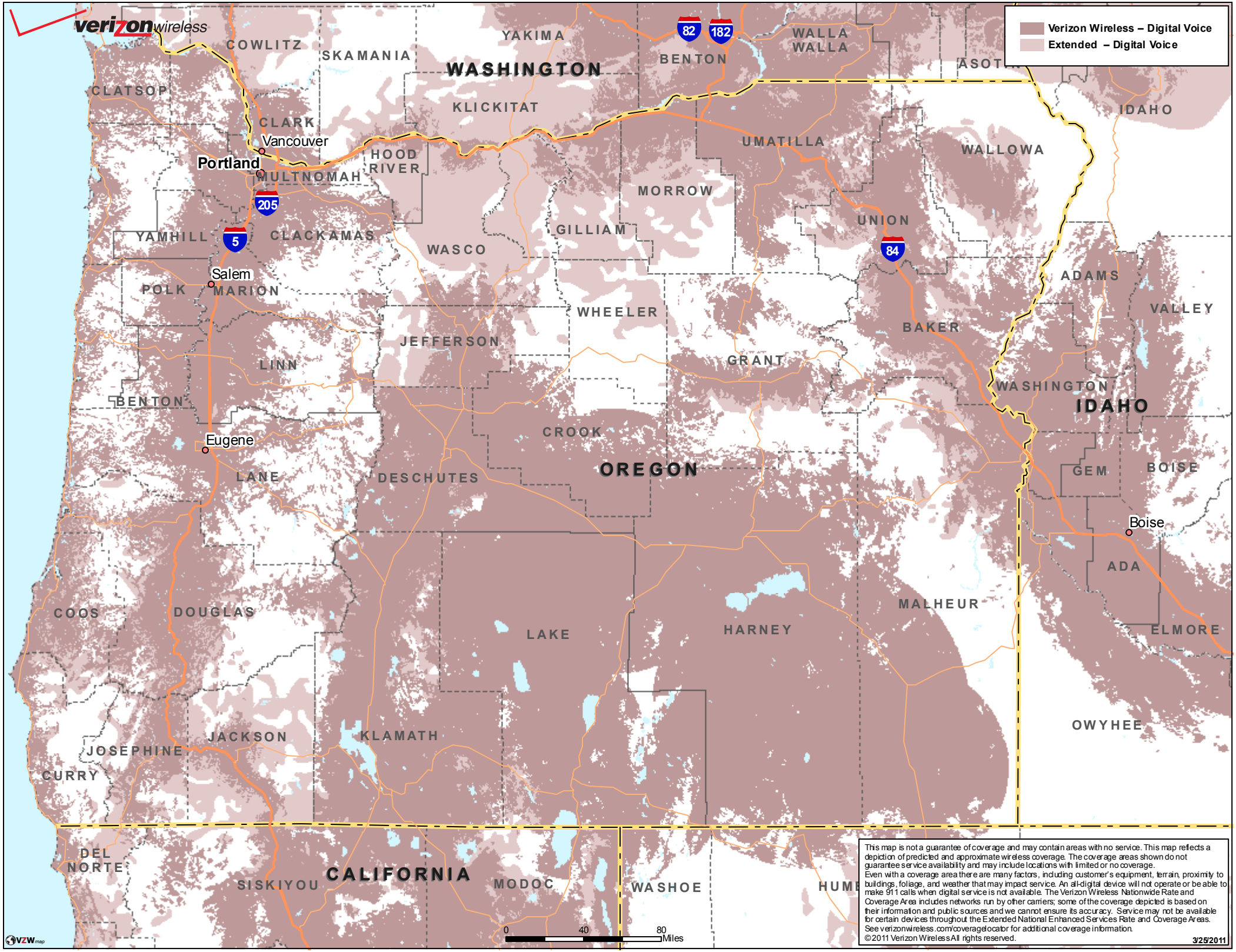
verizon wireless
Verizon Wireless – Digital Voice
Extended – Digital Voice
WASHINGTON
OREGON
IDAHO
CALIFORNIA
COWLITZ
SKAMANIA
YAKIMA
BENTON
WALLA WALLA
ASOT
CLATSOP
KLICKITAT
CLARK
Vancouver
Portland
HOOD RIVER
MULTNOMAH
UMATILLA
WALLOWA
IDAHO
MORROW
UNION
YAMHILL
CLACKAMAS
GILLIAM
WASCO
Salem
POLK
MARION
ADAMS
VALLEY
WHEELER
BAKER
JEFFERSON
GRANT
LINN
WASHINGTON
BENTON
CROOK
Eugene
LANE
DESCHUTES
GEM
BOISE
Boise
ADA
COOS
DOUGLAS
MALHEUR
LAKE
HARNEY
ELMORE
OWYHEE
JACKSON
KLAMATH
JOSEPHINE
CURRY
DEL NORTE
SISKIYOU
MODOC
WASHOE
HUMB
0
40
80
Miles
This map is not a guarantee of coverage and may contain areas with no service. This map reflects a depiction of predicted and approximate wireless coverage. The coverage areas shown do not guarantee service availability and may include locations with limited or no coverage.
Even with a coverage area there are many factors, including customer's equipment, terrain, proximity to buildings, foliage, and weather that may impact service. An all-digital device will not operate or be able to make 911 calls when digital service is not available. The Verizon Wireless Nationwide Rate and Coverage Area includes networks run by other carriers; some of the coverage depicted is based on their information and public sources and we cannot ensure its accuracy. Service may not be available for certain devices throughout the Extended National Enhanced Services Rate and Coverage Areas.
See verizonwireless.com/coveragelocator for additional coverage information.
©2011 Verizon Wireless All rights reserved.
3/25/2011
VZW map

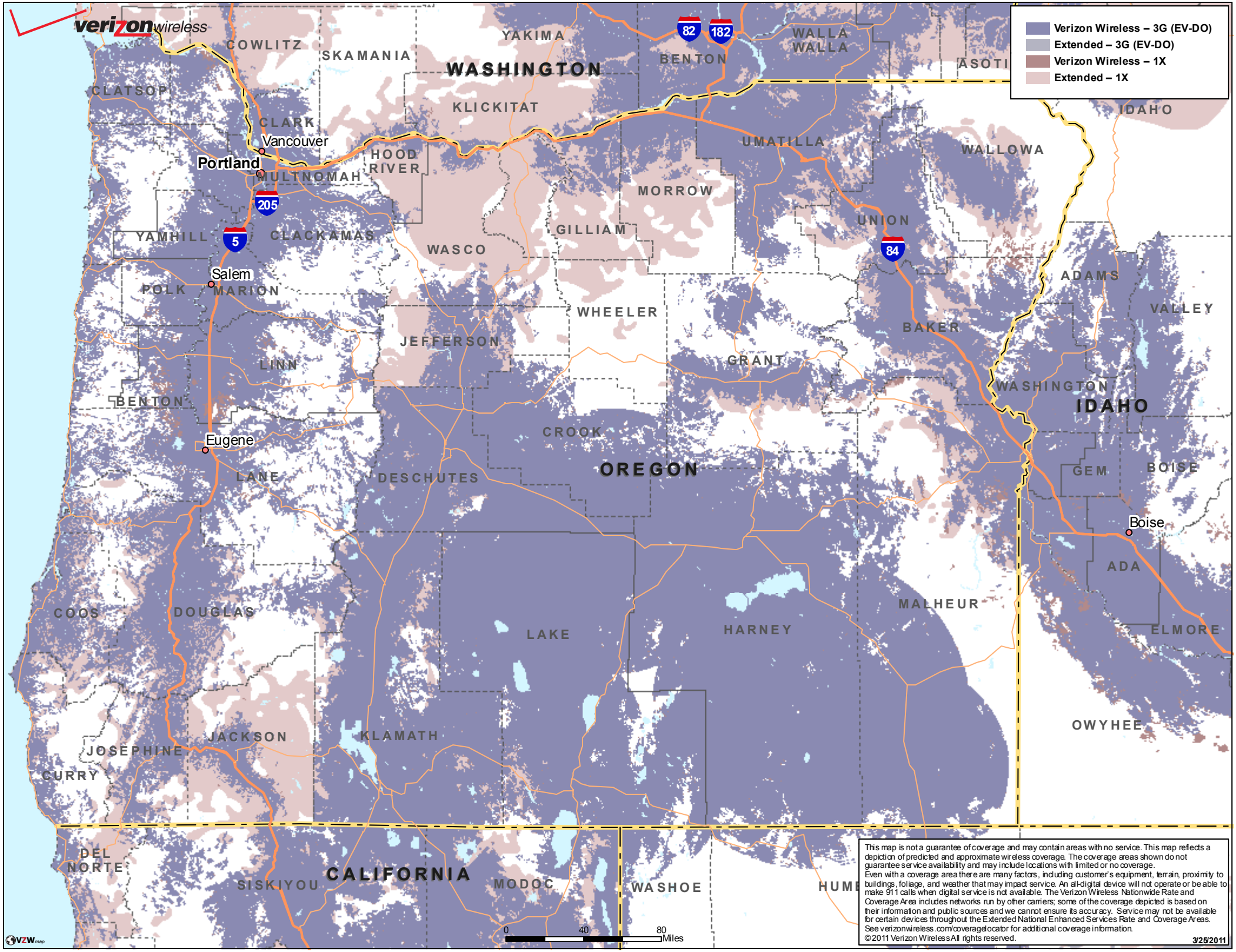

This map is not a guarantee of coverage and may contain areas with no service. This map reflects a depiction of predicted and approximate wireless coverage. The coverage areas shown do not guarantee service availability and may include locations with limited or no coverage.
Even with a coverage area there are many factors, including customer's equipment, terrain, proximity to buildings, foliage, and weather that may impact service. An all-digital device will not operate or be able to make 911 calls when digital service is not available. The Verizon Wireless Nationwide Rate and Coverage Area includes networks run by other carriers; some of the coverage depicted is based on their information and public sources and we cannot ensure its accuracy. Service may not be available for certain devices throughout the Extended National Enhanced Services Rate and Coverage Areas. See verizonwireless.com/coveragelocator for additional coverage information.

©2011 Verizon Wireless All rights reserved.

3/25/2011

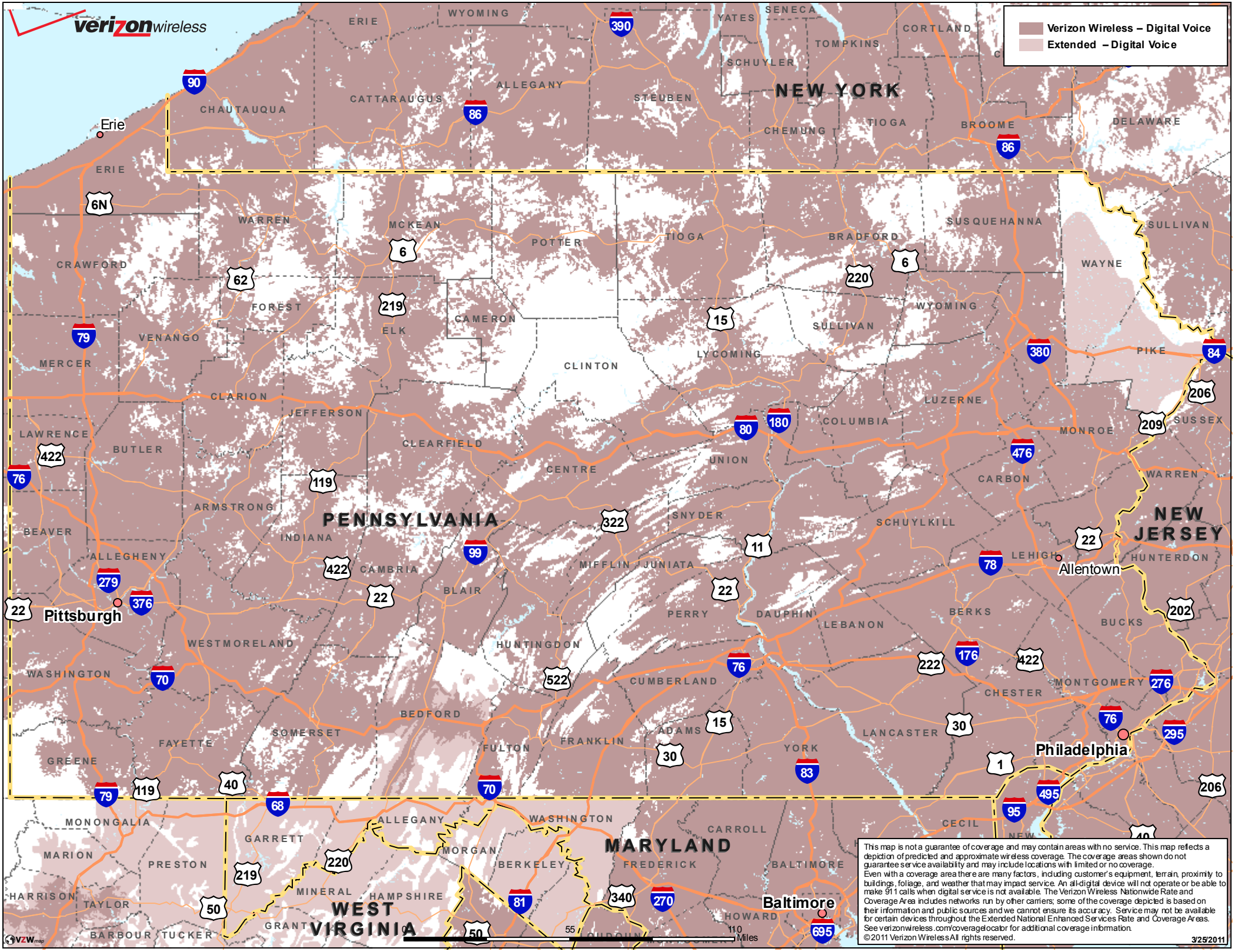
verizon wireless
Verizon Wireless – Digital Voice
Extended – Digital Voice
NEW YORK
PENNSYLVANIA
NEW JERSEY
MARYLAND
WEST VIRGINIA
Erie
Pittsburgh
Allentown
Philadelphia
Baltimore
ERIE
WYOMING
YATES
SENECA
CORTLAND
TOMPKINS
SCHUYLER
CHAUTAUQUA
CATTARAUGUS
ALLEGANY
STEUBEN
CHEMUNG
TIOGA
BROOME
DELAWARE
WARREN
MCKEAN
POTTER
TIOGA
BRADFORD
SUSQUEHANNA
SULLIVAN
WAYNE
CRAWFORD
FOREST
ELK
CAMERON
SULLIVAN
WYOMING
VENANGO
MERCER
CLINTON
LYCOMING
PIKE
CLARION
JEFFERSON
LUZERNE
LAWRENCE
BUTLER
CLEARFIELD
COLUMBIA
MONROE
SUSSEX
CENTRE
UNION
CARBON
WARREN
ARMSTRONG
SNYDER
SCHUYLKILL
BEAVER
INDIANA
ALLEGHENY
CAMBRIA
MIFFLIN
JUNIATA
LEHIGH
HUNTERDON
BLAIR
PERRY
DAUPHIN
LEBANON
BERKS
BUCKS
WESTMORELAND
HUNTINGDON
WASHINGTON
CUMBERLAND
CHESTER
MONTGOMERY
BEDFORD
SOMERSET
ADAMS
LANCASTER
FAYETTE
FULTON
FRANKLIN
YORK
GREENE
MONONGALIA
ALLEGANY
WASHINGTON
CARROLL
CECIL
GARRETT
MARION
PRESTON
MORGAN
BERKELEY
FREDERICK
BALTIMORE
HARRISON
TAYLOR
MINERAL
HAMPSHIRE
HOWARD
BARBOUR
TUCKER
GRANT
0 55 110 Miles
This map is not a guarantee of coverage and may contain areas with no service. This map reflects a depiction of predicted and approximate wireless coverage. The coverage areas shown do not guarantee service availability and may include locations with limited or no coverage.
Even with a coverage area there are many factors, including customer's equipment, terrain, proximity to buildings, foliage, and weather that may impact service. An all-digital device will not operate or be able to make 911 calls when digital service is not available. The Verizon Wireless Nationwide Rate and Coverage Area includes networks run by other carriers; some of the coverage depicted is based on their information and public sources and we cannot ensure its accuracy. Service may not be available for certain devices throughout the Extended National Enhanced Services Rate and Coverage Areas.
See verizonwireless.com/coveragelocator for additional coverage information.
©2011 Verizon Wireless All rights reserved.
3/25/2011

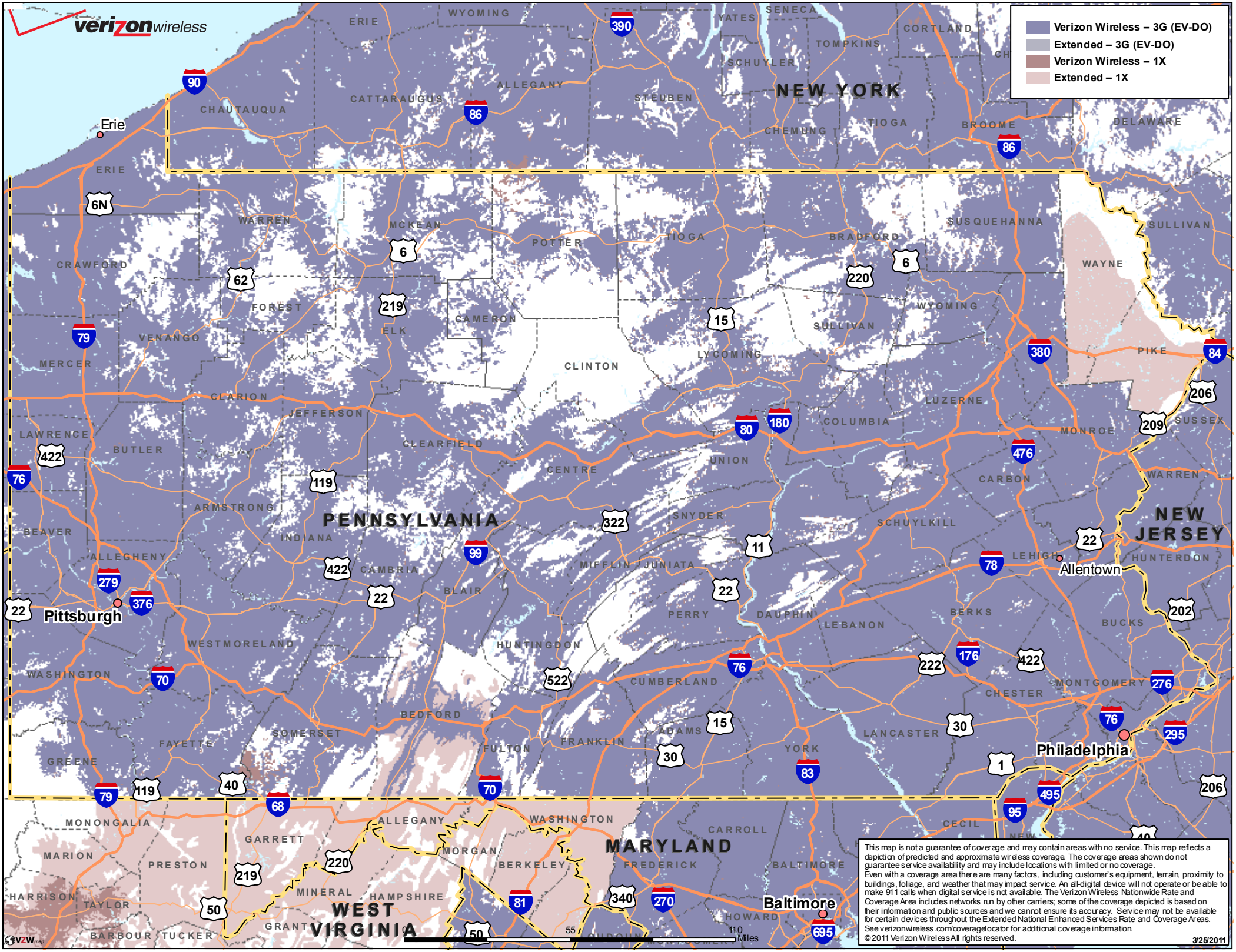
verizon wireless
Verizon Wireless – 3G (EV-DO)
Extended – 3G (EV-DO)
Verizon Wireless – 1X
Extended – 1X
NEW YORK
PENNSYLVANIA
NEW JERSEY
MARYLAND
WEST VIRGINIA
Erie
Pittsburgh
Allentown
Philadelphia
Baltimore
ERIE
WYOMING
YATES
SENECA
CORTLAND
TOMPKINS
SCHUYLER
CHAUTAUQUA
CATTARAUGUS
ALLEGANY
STEUBEN
CHEMUNG
TIOGA
BROOME
DELAWARE
WARREN
MCKEAN
POTTER
BRADFORD
SUSQUEHANNA
SULLIVAN
WAYNE
CRAWFORD
FOREST
ELK
CAMERON
WYOMING
VENANGO
MERCER
CLINTON
LYCOMING
PIKE
CLARION
JEFFERSON
LUZERNE
LAWRENCE
BUTLER
CLEARFIELD
COLUMBIA
MONROE
SUSSEX
CENTRE
UNION
CARBON
WARREN
ARMSTRONG
SNYDER
SCHUYLKILL
BEAVER
INDIANA
ALLEGHENY
CAMBRIA
MIFFLIN
JUNIATA
LEHIGH
HUNTERDON
BLAIR
PERRY
DAUPHIN
LEBANON
BERKS
BUCKS
WESTMORELAND
HUNTINGDON
WASHINGTON
CUMBERLAND
CHESTER
MONTGOMERY
BEDFORD
SOMERSET
ADAMS
LANCASTER
FAYETTE
FULTON
FRANKLIN
YORK
GREENE
MONONGALIA
GARRETT
ALLEGANY
WASHINGTON
CARROLL
CECIL
MARION
PRESTON
MORGAN
BERKELEY
FREDERICK
BALTIMORE
HARRISON
MINERAL
HAMPSHIRE
TAYLOR
GRANT
HOWARD
BARBOUR
TUCKER
0 55 110 Miles
This map is not a guarantee of coverage and may contain areas with no service. This map reflects a depiction of predicted and approximate wireless coverage. The coverage areas shown do not guarantee service availability and may include locations with limited or no coverage.
Even with a coverage area there are many factors, including customer's equipment, terrain, proximity to buildings, foliage, and weather that may impact service. An all-digital device will not operate or be able to make 911 calls when digital service is not available. The Verizon Wireless Nationwide Rate and Coverage Area includes networks run by other carriers; some of the coverage depicted is based on their information and public sources and we cannot ensure its accuracy. Service may not be available for certain devices throughout the Extended National Enhanced Services Rate and Coverage Areas.
See verizonwireless.com/coveragelocator for additional coverage information.
©2011 Verizon Wireless All rights reserved.
3/25/2011

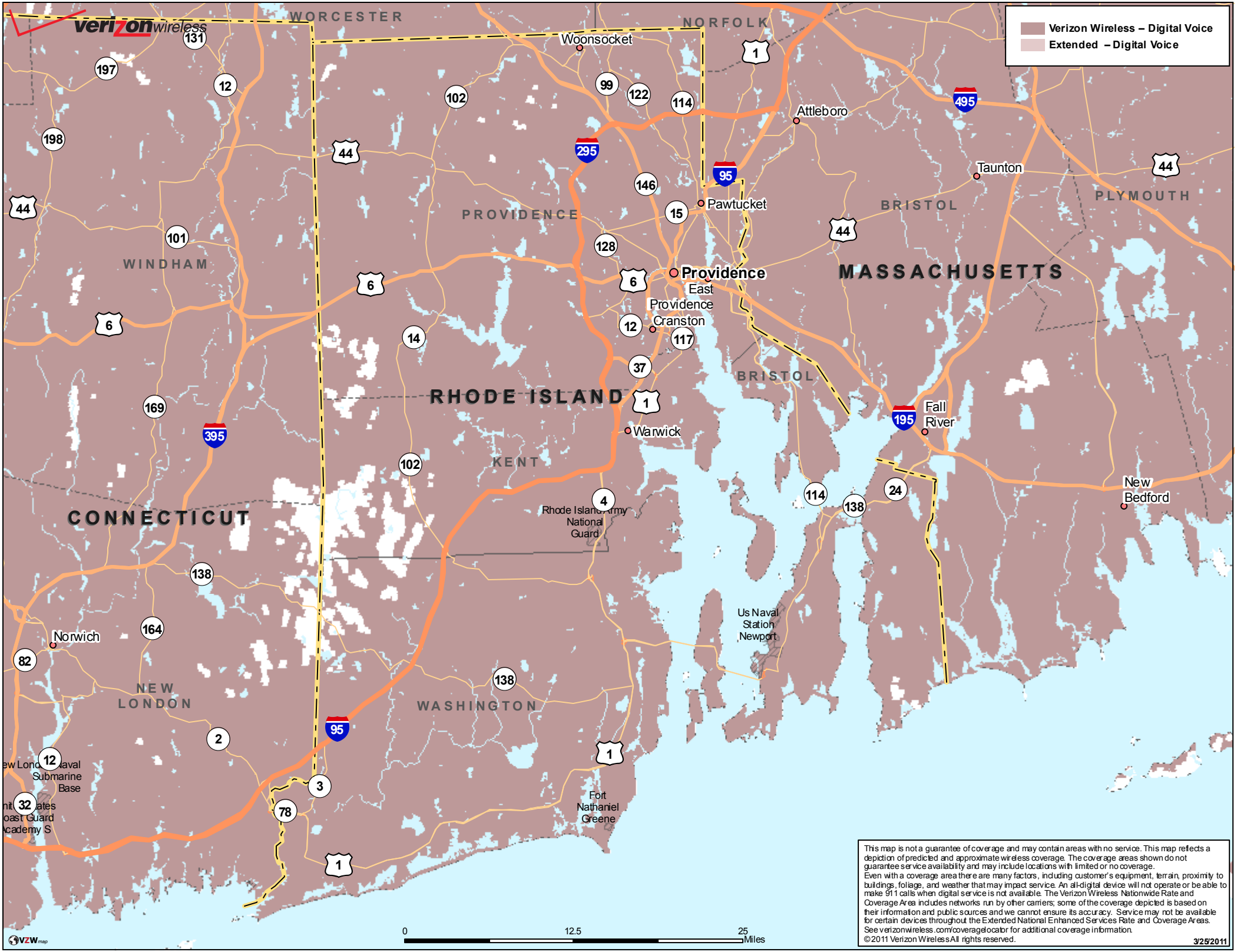
verizon wireless
Verizon Wireless – Digital Voice
Extended – Digital Voice
WORCESTER
NORFOLK
Woonsocket
Attleboro
Taunton
Pawtucket
PROVIDENCE
BRISTOL
PLYMOUTH
WINDHAM
MASSACHUSETTS
Providence
East Providence
Cranston
RHODE ISLAND
Warwick
KENT
Fall River
New Bedford
CONNECTICUT
Rhode Island Army National Guard
Us Naval Station Newport
Norwich
NEW LONDON
WASHINGTON
Fort Nathaniel Greene
0
12.5
25
Miles
This map is not a guarantee of coverage and may contain areas with no service. This map reflects a depiction of predicted and approximate wireless coverage. The coverage areas shown do not guarantee service availability and may include locations with limited or no coverage.
Even with a coverage area there are many factors, including customer's equipment, terrain, proximity to buildings, foliage, and weather that may impact service. An all-digital device will not operate or be able to make 911 calls when digital service is not available. The Verizon Wireless Nationwide Rate and Coverage Area includes networks run by other carriers; some of the coverage depicted is based on their information and public sources and we cannot ensure its accuracy. Service may not be available for certain devices throughout the Extended National Enhanced Services Rate and Coverage Areas.
See verizonwireless.com/coveragelocator for additional coverage information.
©2011 Verizon Wireless All rights reserved.
3/25/2011
VZW map

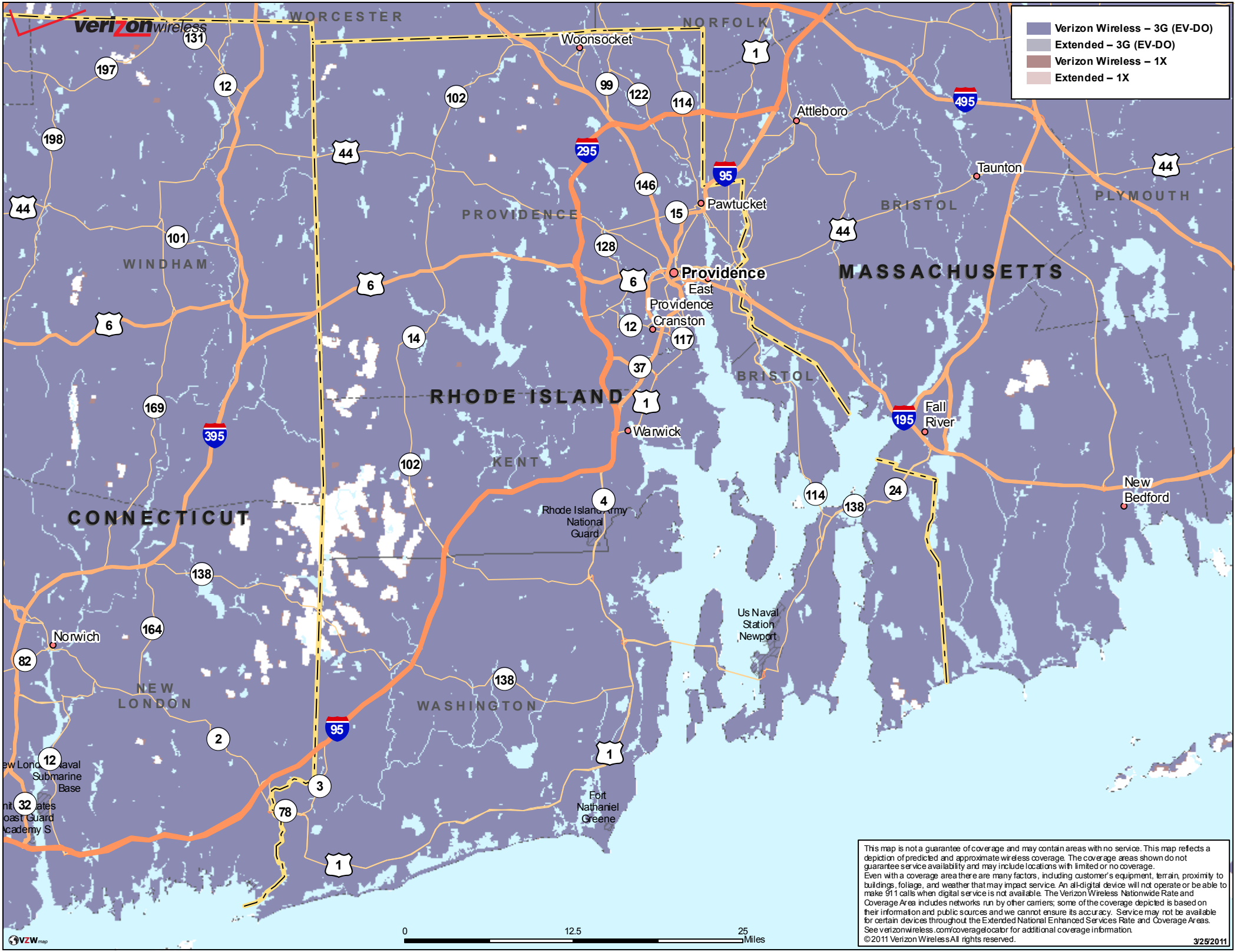
verizon wireless
Verizon Wireless – 3G (EV-DO)
Extended – 3G (EV-DO)
Verizon Wireless – 1X
Extended – 1X
WORCESTER
NORFOLK
PROVIDENCE
WINDHAM
BRISTOL
PLYMOUTH
MASSACHUSETTS
RHODE ISLAND
KENT
CONNECTICUT
NEW LONDON
WASHINGTON
Woonsocket
Attleboro
Taunton
Pawtucket
Providence
East Providence
Cranston
Warwick
Fall River
New Bedford
Norwich
Rhode Island Army National Guard
Us Naval Station Newport
Fort Nathaniel Greene
Submarine Base
0
12.5
25
Miles
This map is not a guarantee of coverage and may contain areas with no service. This map reflects a depiction of predicted and approximate wireless coverage. The coverage areas shown do not guarantee service availability and may include locations with limited or no coverage.
Even with a coverage area there are many factors, including customer's equipment, terrain, proximity to buildings, foliage, and weather that may impact service. An all-digital device will not operate or be able to make 911 calls when digital service is not available. The Verizon Wireless Nationwide Rate and Coverage Area includes networks run by other carriers; some of the coverage depicted is based on their information and public sources and we cannot ensure its accuracy. Service may not be available for certain devices throughout the Extended National Enhanced Services Rate and Coverage Areas.
See verizonwireless.com/coveragelocator for additional coverage information.
©2011 Verizon Wireless All rights reserved.
3/25/2011

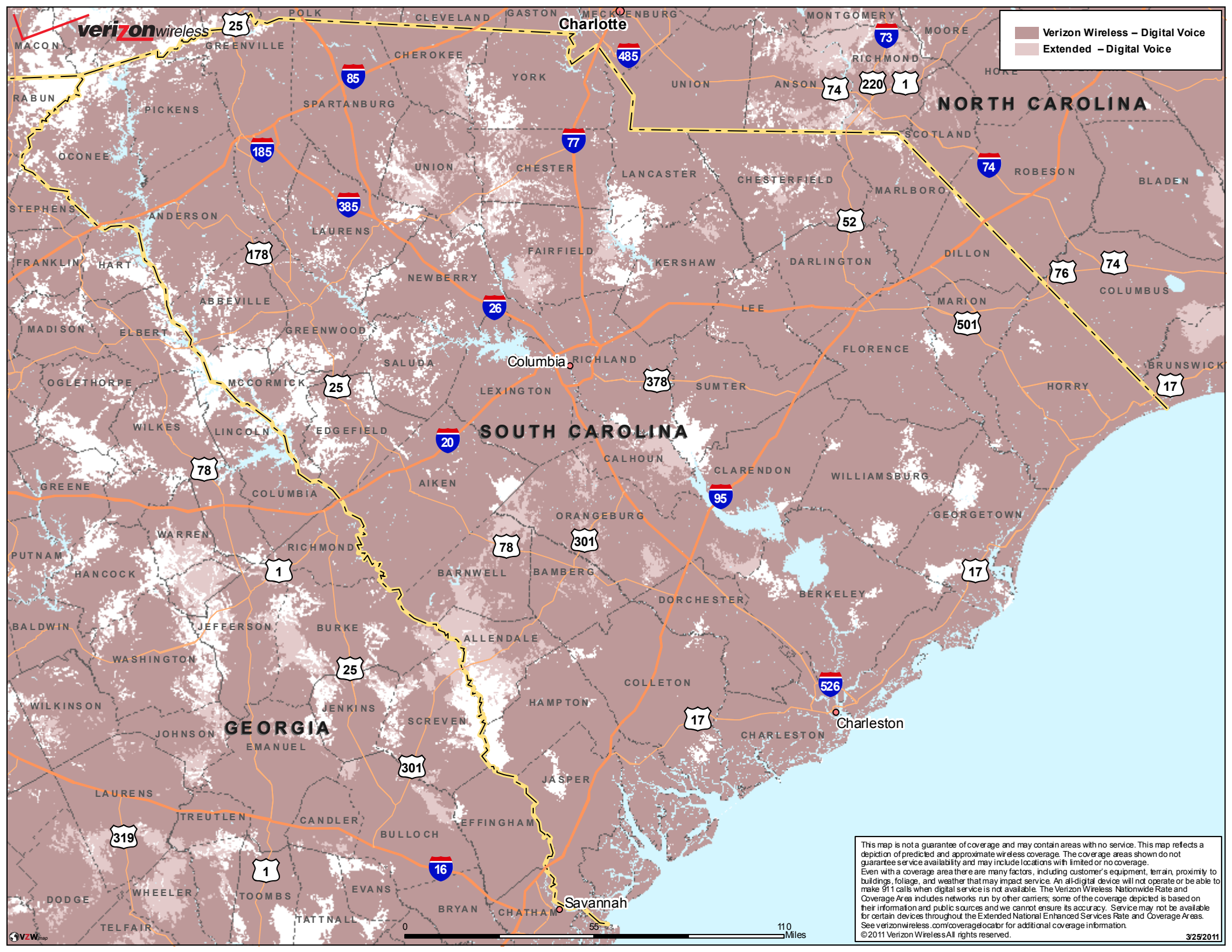
verizon wireless
Verizon Wireless – Digital Voice
Extended – Digital Voice
NORTH CAROLINA
SOUTH CAROLINA
GEORGIA
Charlotte
Columbia
Charleston
Savannah
MACON
POLK
CLEVELAND
GASTON
MECKLENBURG
MONTGOMERY
MOORE
GREENVILLE
CHEROKEE
YORK
UNION
ANSON
RICHMOND
HOKE
RABUN
PICKENS
SPARTANBURG
SCOTLAND
OCONEE
CHESTER
LANCASTER
CHESTERFIELD
MARLBORO
ROBESON
BLADEN
STEPHENS
ANDERSON
LAURENS
FAIRFIELD
KERSHAW
DARLINGTON
DILLON
FRANKLIN
HART
NEWBERRY
COLUMBUS
ABBEVILLE
LEE
MARION
MADISON
ELBERT
GREENWOOD
FLORENCE
SALUDA
RICHLAND
BRUNSWICK
OGLETHORPE
MCCORMICK
LEXINGTON
SUMTER
HORRY
WILKES
LINCOLN
EDGEFIELD
CALHOUN
CLARENDON
WILLIAMSBURG
GREENE
COLUMBIA
AIKEN
ORANGEBURG
GEORGETOWN
WARREN
RICHMOND
PUTNAM
HANCOCK
BARNWELL
BAMBERG
DORCHESTER
BERKELEY
BALDWIN
JEFFERSON
BURKE
ALLENDALE
WASHINGTON
COLLETON
WILKINSON
JENKINS
HAMPTON
SCREVEN
JOHNSON
EMANUEL
CHARLESTON
JASPER
LAURENS
TREUTLEN
CANDLER
EFFINGHAM
BULLOCH
DODGE
WHEELER
TOOMBS
EVANS
BRYAN
CHATHAM
TELFAIR
TATTNALL
0
55
110
Miles
This map is not a guarantee of coverage and may contain areas with no service. This map reflects a depiction of predicted and approximate wireless coverage. The coverage areas shown do not guarantee service availability and may include locations with limited or no coverage.
Even with a coverage area there are many factors, including customer's equipment, terrain, proximity to buildings, foliage, and weather that may impact service. An all-digital device will not operate or be able to make 911 calls when digital service is not available. The Verizon Wireless Nationwide Rate and Coverage Area includes networks run by other carriers; some of the coverage depicted is based on their information and public sources and we cannot ensure its accuracy. Service may not be available for certain devices throughout the Extended National Enhanced Services Rate and Coverage Areas.
See verizonwireless.com/coveragelocator for additional coverage information.
©2011 Verizon Wireless All rights reserved.
3/25/2011

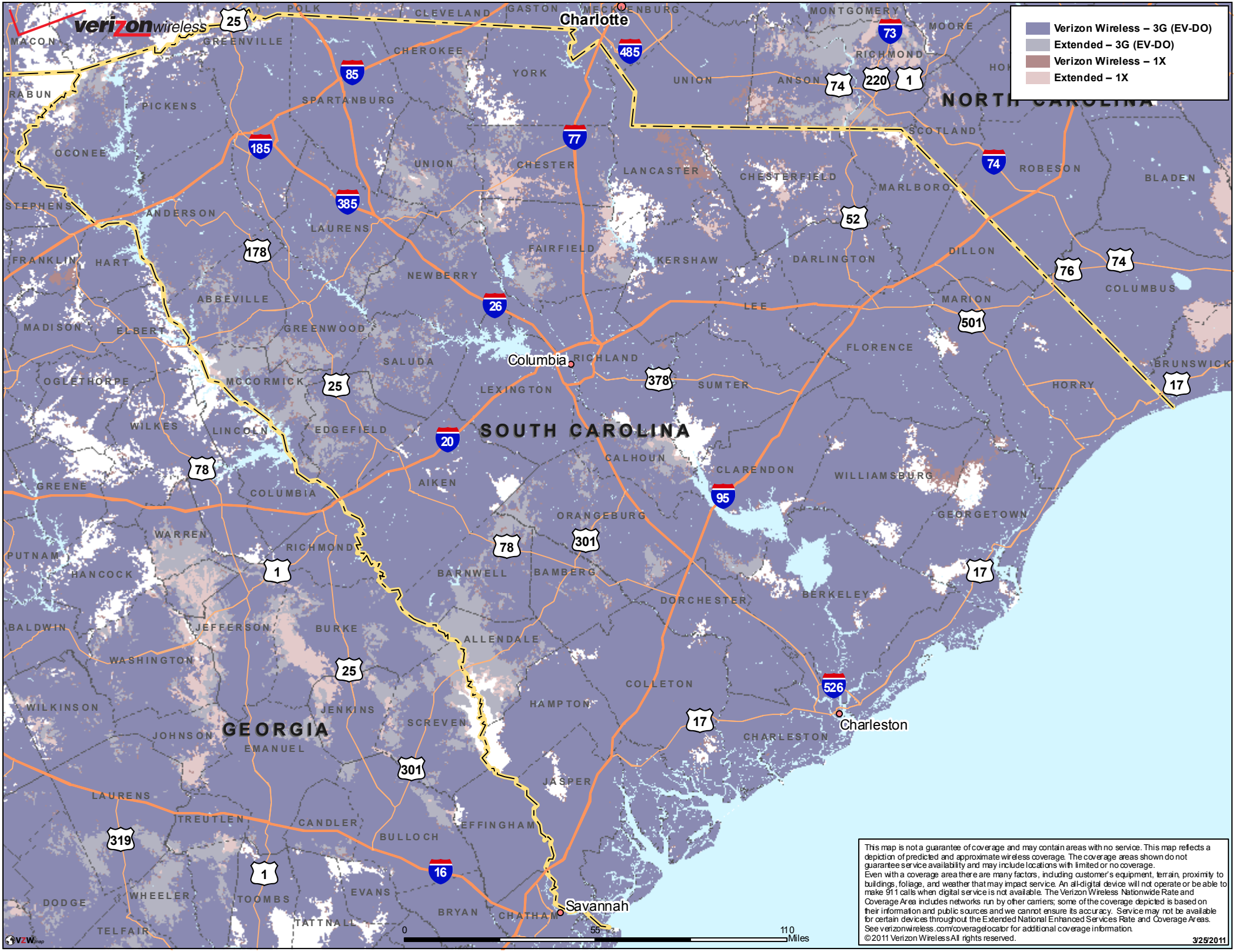
verizon wireless
Verizon Wireless – 3G (EV-DO)
Extended – 3G (EV-DO)
Verizon Wireless – 1X
Extended – 1X
Charlotte
NORTH CAROLINA
SOUTH CAROLINA
GEORGIA
Columbia
Charleston
Savannah
MACON
GREENVILLE
POLK
CLEVELAND
GASTON
MECKLENBURG
MONTGOMERY
MOORE
RICHMOND
CHEROKEE
YORK
UNION
ANSON
RABUN
PICKENS
SPARTANBURG
SCOTLAND
OCONEE
CHESTER
LANCASTER
CHESTERFIELD
MARLBORO
ROBESON
BLADEN
STEPHENS
ANDERSON
LAURENS
FAIRFIELD
KERSHAW
DARLINGTON
DILLON
FRANKLIN
HART
NEWBERRY
COLUMBUS
ABBEVILLE
LEE
MARION
MADISON
ELBERT
GREENWOOD
FLORENCE
SALUDA
RICHLAND
BRUNSWICK
OGLETHORPE
MCCORMICK
LEXINGTON
SUMTER
HORRY
WILKES
LINCOLN
EDGEFIELD
CALHOUN
CLARENDON
WILLIAMSBURG
GREENE
COLUMBIA
AIKEN
ORANGEBURG
GEORGETOWN
WARREN
RICHMOND
PUTNAM
HANCOCK
BARNWELL
BAMBERG
BERKELEY
DORCHESTER
BALDWIN
JEFFERSON
BURKE
ALLENDALE
WASHINGTON
COLLETON
WILKINSON
JENKINS
HAMPTON
SCREVEN
CHARLESTON
JOHNSON
EMANUEL
JASPER
LAURENS
TREUTLEN
CANDLER
EFFINGHAM
BULLOCH
DODGE
WHEELER
TOOMBS
EVANS
BRYAN
CHATHAM
TELFAIR
TATTNALL
0
55
110
Miles
This map is not a guarantee of coverage and may contain areas with no service. This map reflects a depiction of predicted and approximate wireless coverage. The coverage areas shown do not guarantee service availability and may include locations with limited or no coverage.
Even with a coverage area there are many factors, including customer's equipment, terrain, proximity to buildings, foliage, and weather that may impact service. An all-digital device will not operate or be able to make 911 calls when digital service is not available. The Verizon Wireless Nationwide Rate and Coverage Area includes networks run by other carriers; some of the coverage depicted is based on their information and public sources and we cannot ensure its accuracy. Service may not be available for certain devices throughout the Extended National Enhanced Services Rate and Coverage Areas.
See verizonwireless.com/coveragelocator for additional coverage information.
©2011 Verizon Wireless All rights reserved.
3/25/2011

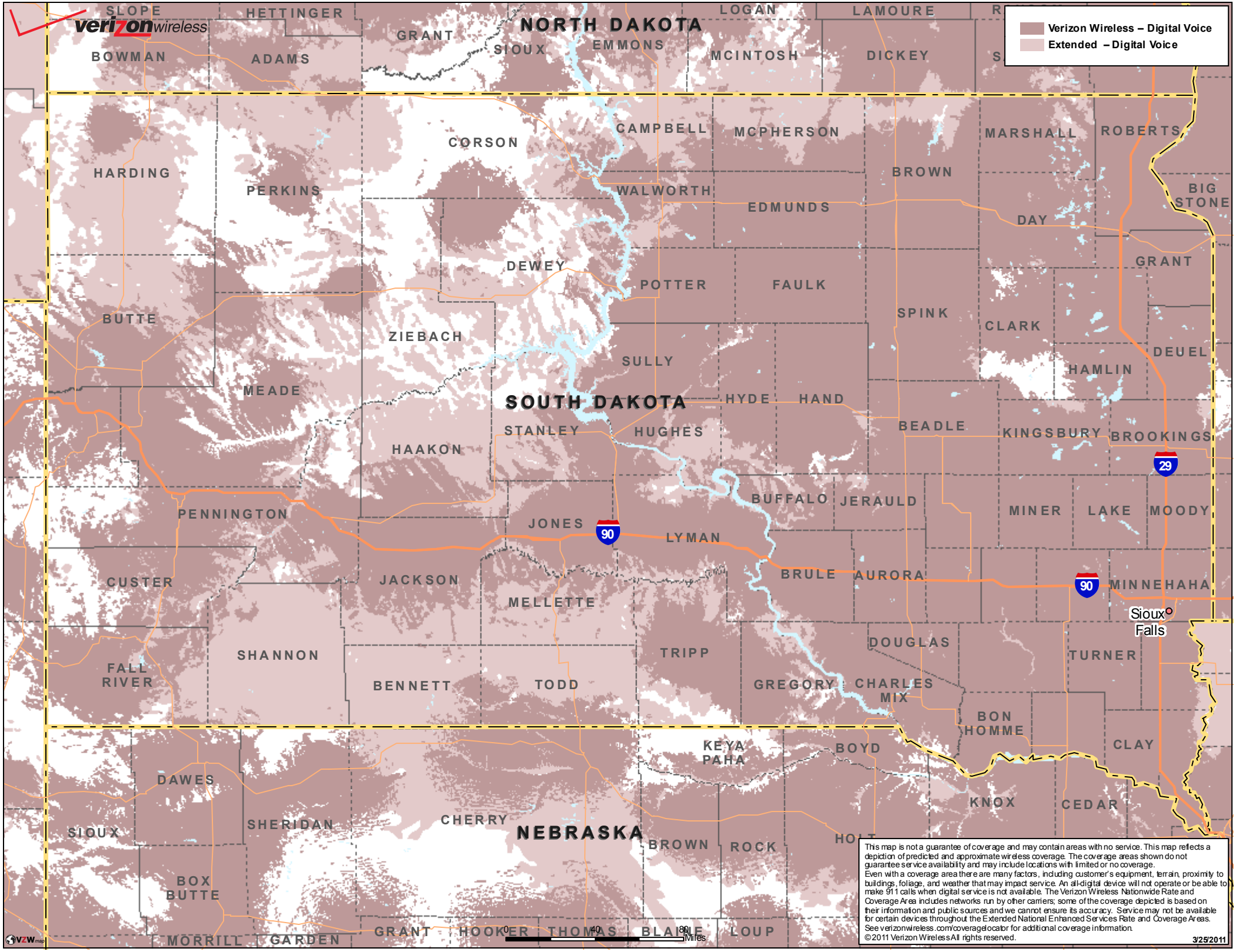
verizon wireless
Verizon Wireless – Digital Voice
Extended – Digital Voice
NORTH DAKOTA
SOUTH DAKOTA
NEBRASKA
SLOPE
HETTINGER
GRANT
SIOUX
EMMONS
LOGAN
LAMOURE
BOWMAN
ADAMS
MCINTOSH
DICKEY
CORSON
CAMPBELL
MCPHERSON
MARSHALL
ROBERTS
HARDING
PERKINS
WALWORTH
BROWN
EDMUNDS
BIG STONE
DAY
DEWEY
POTTER
FAULK
GRANT
BUTTE
ZIEBACH
SPINK
CLARK
SULLY
DEUEL
HAMLIN
MEADE
HYDE
HAND
STANLEY
HUGHES
BEADLE
KINGSBURY
BROOKINGS
HAAKON
29
BUFFALO
JERAULD
MINER
LAKE
MOODY
PENNINGTON
JONES
90
LYMAN
CUSTER
JACKSON
BRULE
AURORA
90
MINNEHAHA
MELLETTE
Sioux Falls
DOUGLAS
SHANNON
TRIPP
TURNER
FALL RIVER
BENNETT
TODD
GREGORY
CHARLES MIX
BON HOMME
KEYA PAHA
BOYD
CLAY
DAWES
KNOX
CEDAR
SIOUX
SHERIDAN
CHERRY
BROWN
ROCK
HOLT
BOX BUTTE
MORRILL
GARDEN
GRANT
HOOKER
THOMAS
BLAINE
LOUP
0
40
80
Miles
This map is not a guarantee of coverage and may contain areas with no service. This map reflects a depiction of predicted and approximate wireless coverage. The coverage areas shown do not guarantee service availability and may include locations with limited or no coverage.
Even with a coverage area there are many factors, including customer's equipment, terrain, proximity to buildings, foliage, and weather that may impact service. An all-digital device will not operate or be able to make 911 calls when digital service is not available. The Verizon Wireless Nationwide Rate and Coverage Area includes networks run by other carriers; some of the coverage depicted is based on their information and public sources and we cannot ensure its accuracy. Service may not be available for certain devices throughout the Extended National Enhanced Services Rate and Coverage Areas.
See verizonwireless.com/coveragelocator for additional coverage information.
©2011 Verizon Wireless All rights reserved.
3/25/2011

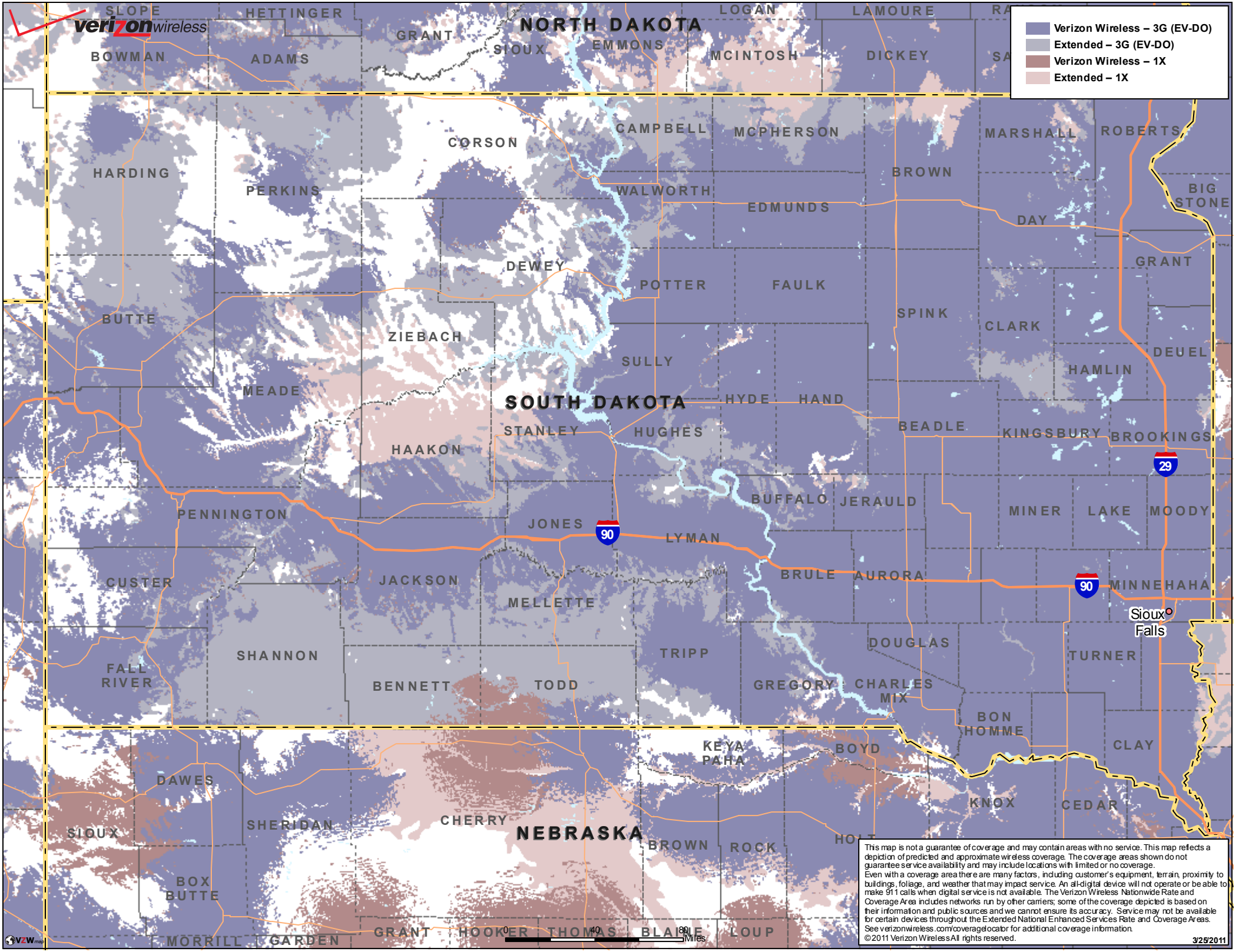
verizon wireless
Verizon Wireless – 3G (EV-DO)
Extended – 3G (EV-DO)
Verizon Wireless – 1X
Extended – 1X
NORTH DAKOTA
SOUTH DAKOTA
NEBRASKA
SLOPE
HETTINGER
GRANT
SIOUX
EMMONS
LOGAN
LAMOURE
BOWMAN
ADAMS
MCINTOSH
DICKEY
CORSON
CAMPBELL
MCPHERSON
MARSHALL
ROBERTS
HARDING
PERKINS
WALWORTH
BROWN
EDMUNDS
BIG STONE
DAY
DEWEY
POTTER
FAULK
GRANT
BUTTE
ZIEBACH
SPINK
CLARK
SULLY
DEUEL
HAMLIN
MEADE
HYDE
HAND
STANLEY
HUGHES
BEADLE
KINGSBURY
BROOKINGS
HAAKON
29
BUFFALO
JERAULD
MINER
LAKE
MOODY
PENNINGTON
JONES
90
LYMAN
CUSTER
JACKSON
BRULE
AURORA
90
MINNEHAHA
MELLETTE
Sioux Falls
DOUGLAS
SHANNON
TRIPP
TURNER
FALL RIVER
BENNETT
TODD
GREGORY
CHARLES MIX
BON HOMME
KEYA PAHA
BOYD
CLAY
DAWES
KNOX
CEDAR
SIOUX
SHERIDAN
CHERRY
BROWN
ROCK
BOX BUTTE
MORRILL
GARDEN
GRANT
HOOKER
THOMAS
BLAINE
LOUP
0
40
80
Miles
This map is not a guarantee of coverage and may contain areas with no service. This map reflects a depiction of predicted and approximate wireless coverage. The coverage areas shown do not guarantee service availability and may include locations with limited or no coverage.
Even with a coverage area there are many factors, including customer's equipment, terrain, proximity to buildings, foliage, and weather that may impact service. An all-digital device will not operate or be able to make 911 calls when digital service is not available. The Verizon Wireless Nationwide Rate and Coverage Area includes networks run by other carriers; some of the coverage depicted is based on their information and public sources and we cannot ensure its accuracy. Service may not be available for certain devices throughout the Extended National Enhanced Services Rate and Coverage Areas.
See verizonwireless.com/coveragelocator for additional coverage information.
©2011 Verizon Wireless All rights reserved.
3/25/2011

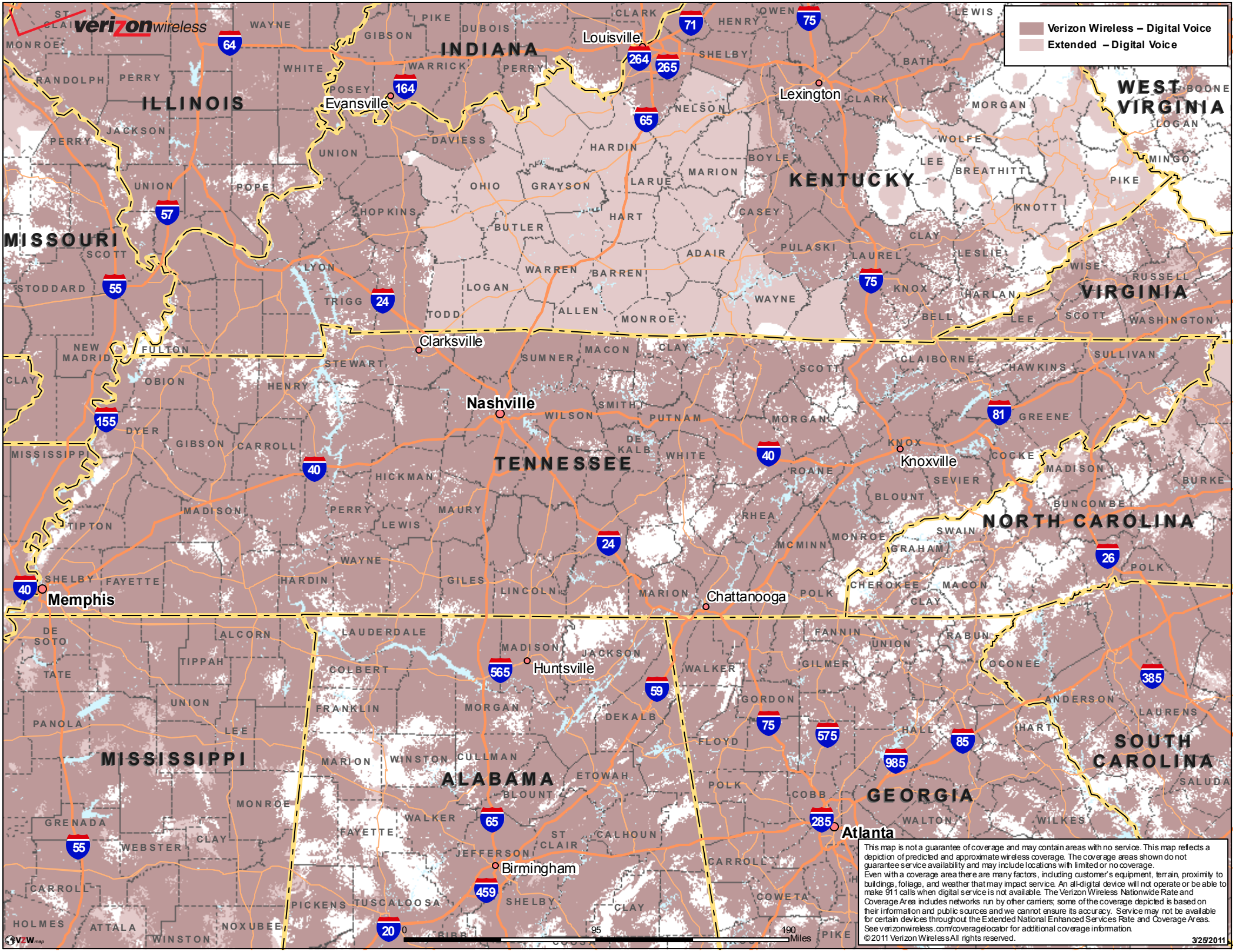

This map is not a guarantee of coverage and may contain areas with no service. This map reflects a depiction of predicted and approximate wireless coverage. The coverage areas shown do not guarantee service availability and may include locations with limited or no coverage.
Even with a coverage area there are many factors, including customer's equipment, terrain, proximity to buildings, foliage, and weather that may impact service. An all-digital device will not operate or be able to make 911 calls when digital service is not available. The Verizon Wireless Nationwide Rate and Coverage Area includes networks run by other carriers; some of the coverage depicted is based on their information and public sources and we cannot ensure its accuracy. Service may not be available for certain devices throughout the Extended National Enhanced Services Rate and Coverage Areas. See verizonwireless.com/coveragelocator for additional coverage information.

©2011 Verizon Wireless All rights reserved.

3/25/2011

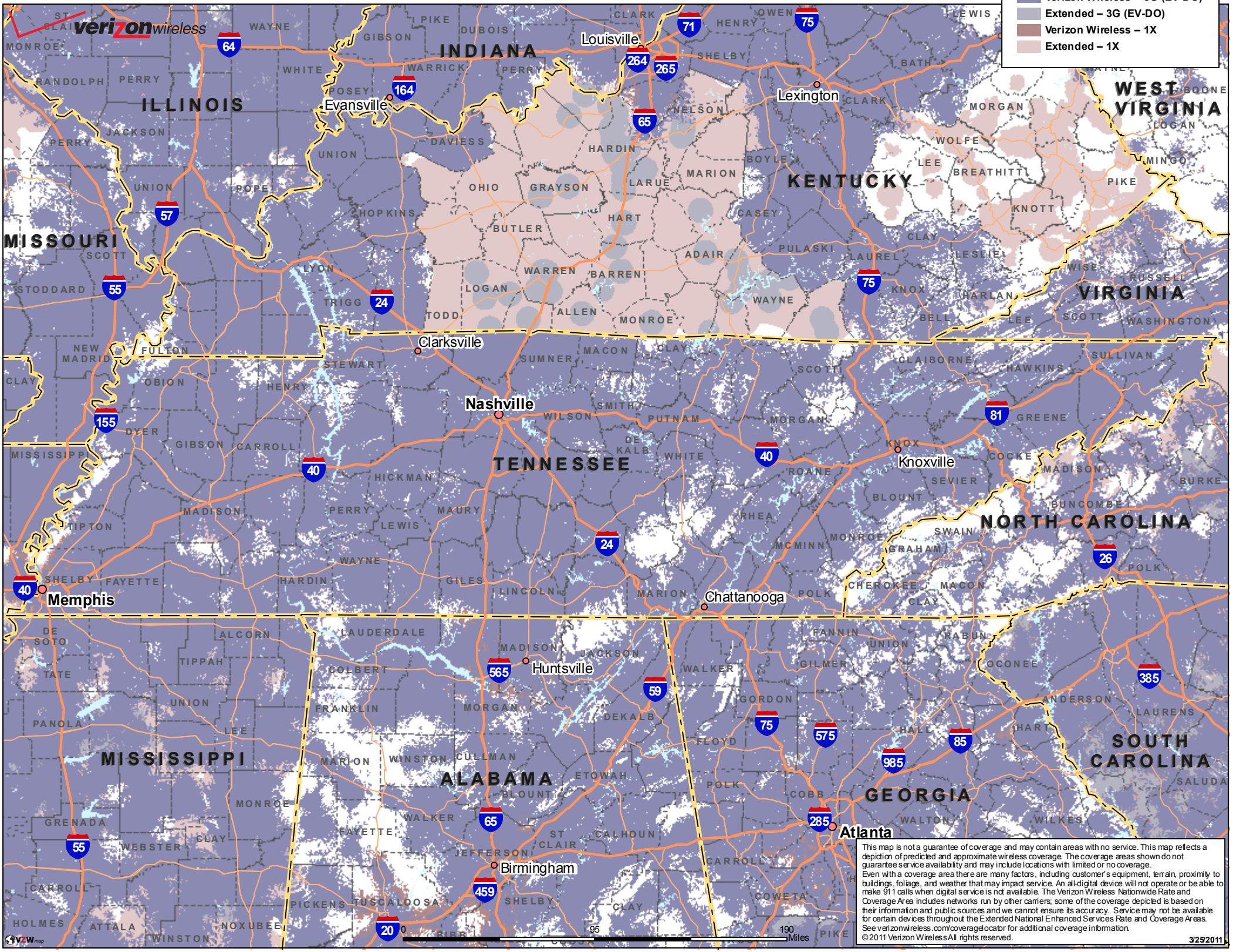

This map is not a guarantee of coverage and may contain areas with no service. This map reflects a depiction of predicted and approximate wireless coverage. The coverage areas shown do not guarantee service availability and may include locations with limited or no coverage.
Even with a coverage area there are many factors, including customer's equipment, terrain, proximity to buildings, foliage, and weather that may impact service. An all-digital device will not operate or be able to make 911 calls when digital service is not available. The Verizon Wireless Nationwide Rate and Coverage Area includes networks run by other carriers; some of the coverage depicted is based on their information and public sources and we cannot ensure its accuracy. Service may not be available for certain devices throughout the Extended National Enhanced Services Rate and Coverage Areas. See verizonwireless.com/coveragelocator for additional coverage information.

©2011 Verizon Wireless All rights reserved.

3/25/2011

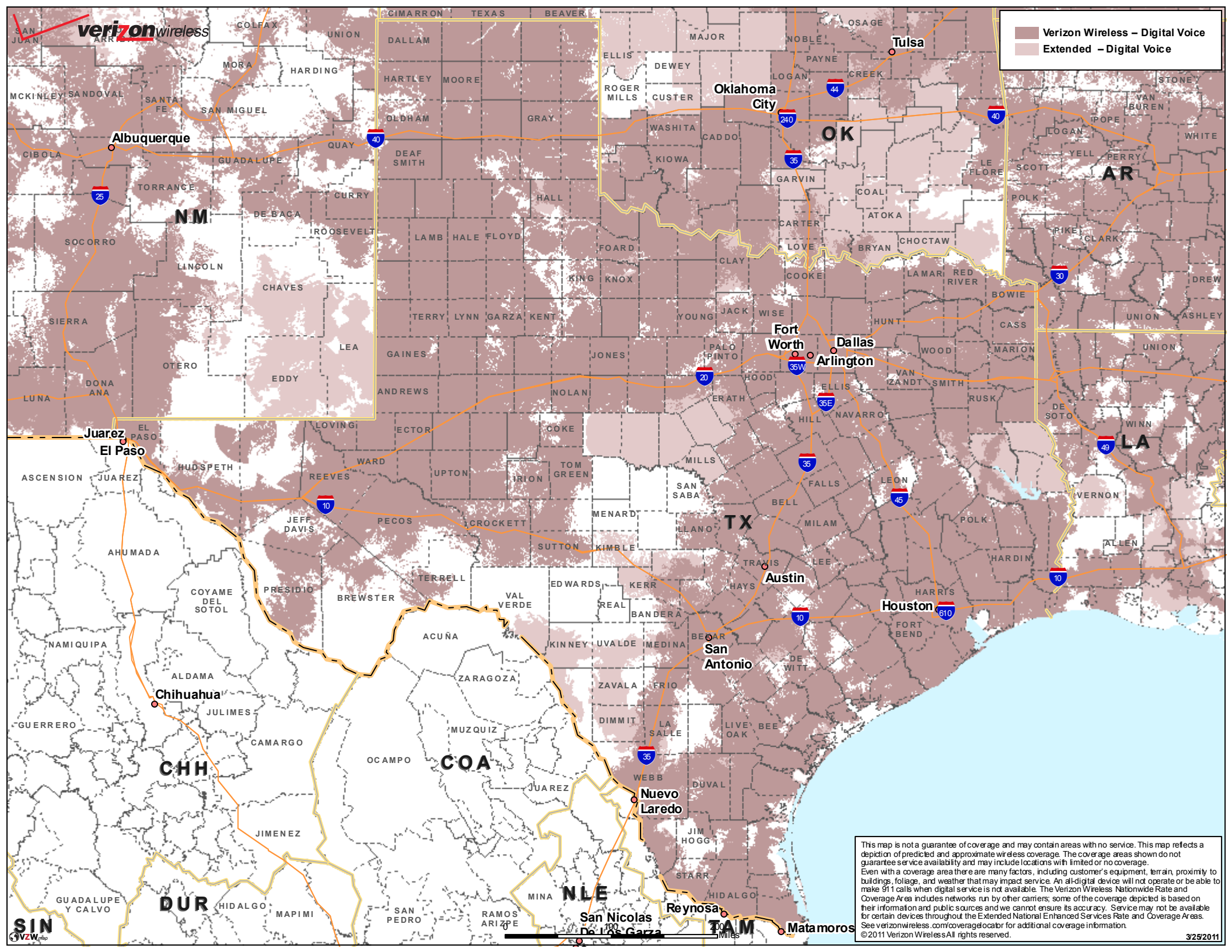
verizon wireless
Verizon Wireless – Digital Voice
Extended – Digital Voice
Tulsa
Oklahoma City
Albuquerque
Fort Worth
Dallas
Arlington
Juarez
El Paso
Austin
Houston
San Antonio
Chihuahua
Nuevo Laredo
Reynosa
San Nicolas De Los Garza
Matamoros
OK
AR
NM
TX
LA
CHH
COA
NLE
TAM
DUR
SIN
100
200
Miles
This map is not a guarantee of coverage and may contain areas with no service. This map reflects a depiction of predicted and approximate wireless coverage. The coverage areas shown do not guarantee service availability and may include locations with limited or no coverage.
Even with a coverage area there are many factors, including customer's equipment, terrain, proximity to buildings, foliage, and weather that may impact service. An all-digital device will not operate or be able to make 911 calls when digital service is not available. The Verizon Wireless Nationwide Rate and Coverage Area includes networks run by other carriers; some of the coverage depicted is based on their information and public sources and we cannot ensure its accuracy. Service may not be available for certain devices throughout the Extended National Enhanced Services Rate and Coverage Areas.
See verizonwireless.com/coveragelocator for additional coverage information.
©2011 Verizon Wireless All rights reserved.
3/25/2011

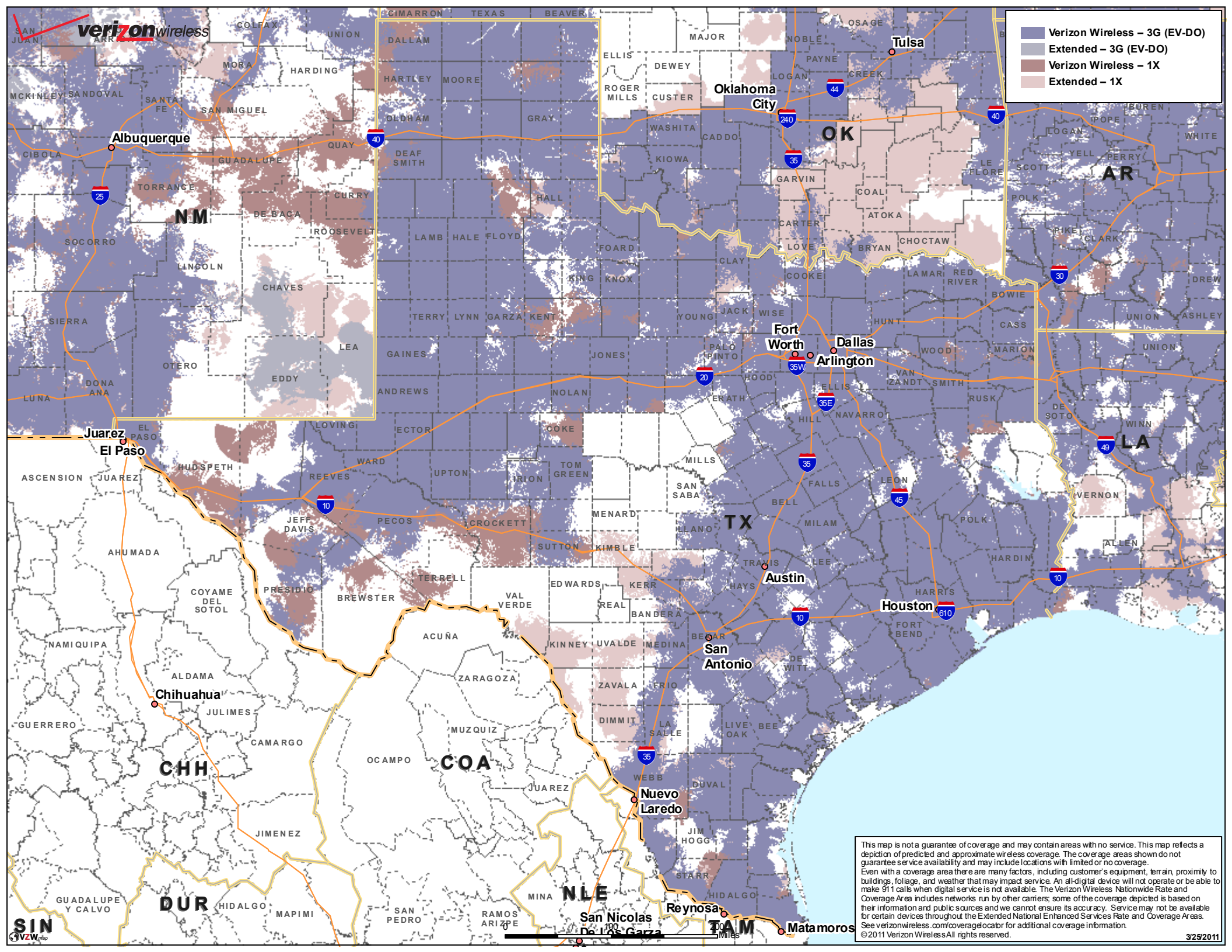
verizon wireless
Verizon Wireless – 3G (EV-DO)
Extended – 3G (EV-DO)
Verizon Wireless – 1X
Extended – 1X
Tulsa
Oklahoma City
Albuquerque
Fort Worth
Dallas
Arlington
Juarez
El Paso
Austin
Houston
San Antonio
Chihuahua
Nuevo Laredo
Reynosa
San Nicolas De Los Garza
Matamoros
OK
NM
AR
LA
TX
CHH
COA
NLE
TAM
DUR
SIN
0 100 200 Miles
This map is not a guarantee of coverage and may contain areas with no service. This map reflects a depiction of predicted and approximate wireless coverage. The coverage areas shown do not guarantee service availability and may include locations with limited or no coverage.
Even with a coverage area there are many factors, including customer's equipment, terrain, proximity to buildings, foliage, and weather that may impact service. An all-digital device will not operate or be able to make 911 calls when digital service is not available. The Verizon Wireless Nationwide Rate and Coverage Area includes networks run by other carriers; some of the coverage depicted is based on their information and public sources and we cannot ensure its accuracy. Service may not be available for certain devices throughout the Extended National Enhanced Services Rate and Coverage Areas.
See verizonwireless.com/coveragelocator for additional coverage information.
©2011 Verizon Wireless All rights reserved.
3/25/2011

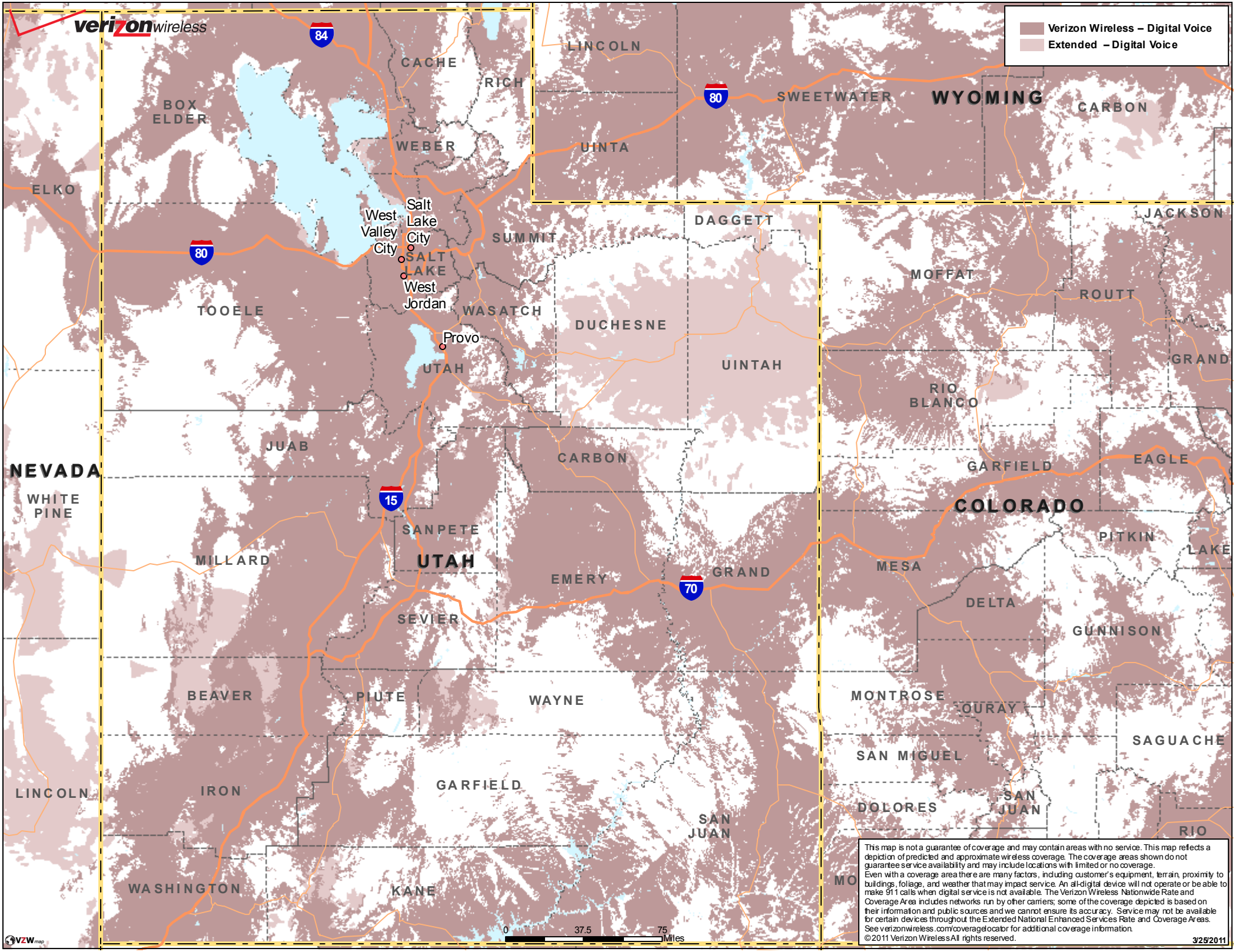

This map is not a guarantee of coverage and may contain areas with no service. This map reflects a depiction of predicted and approximate wireless coverage. The coverage areas shown do not guarantee service availability and may include locations with limited or no coverage.
Even with a coverage area there are many factors, including customer's equipment, terrain, proximity to buildings, foliage, and weather that may impact service. An all-digital device will not operate or be able to make 911 calls when digital service is not available. The Verizon Wireless Nationwide Rate and Coverage Area includes networks run by other carriers; some of the coverage depicted is based on their information and public sources and we cannot ensure its accuracy. Service may not be available for certain devices throughout the Extended National Enhanced Services Rate and Coverage Areas. See verizonwireless.com/coveragelocator for additional coverage information.

©2011 Verizon Wireless All rights reserved.

3/25/2011

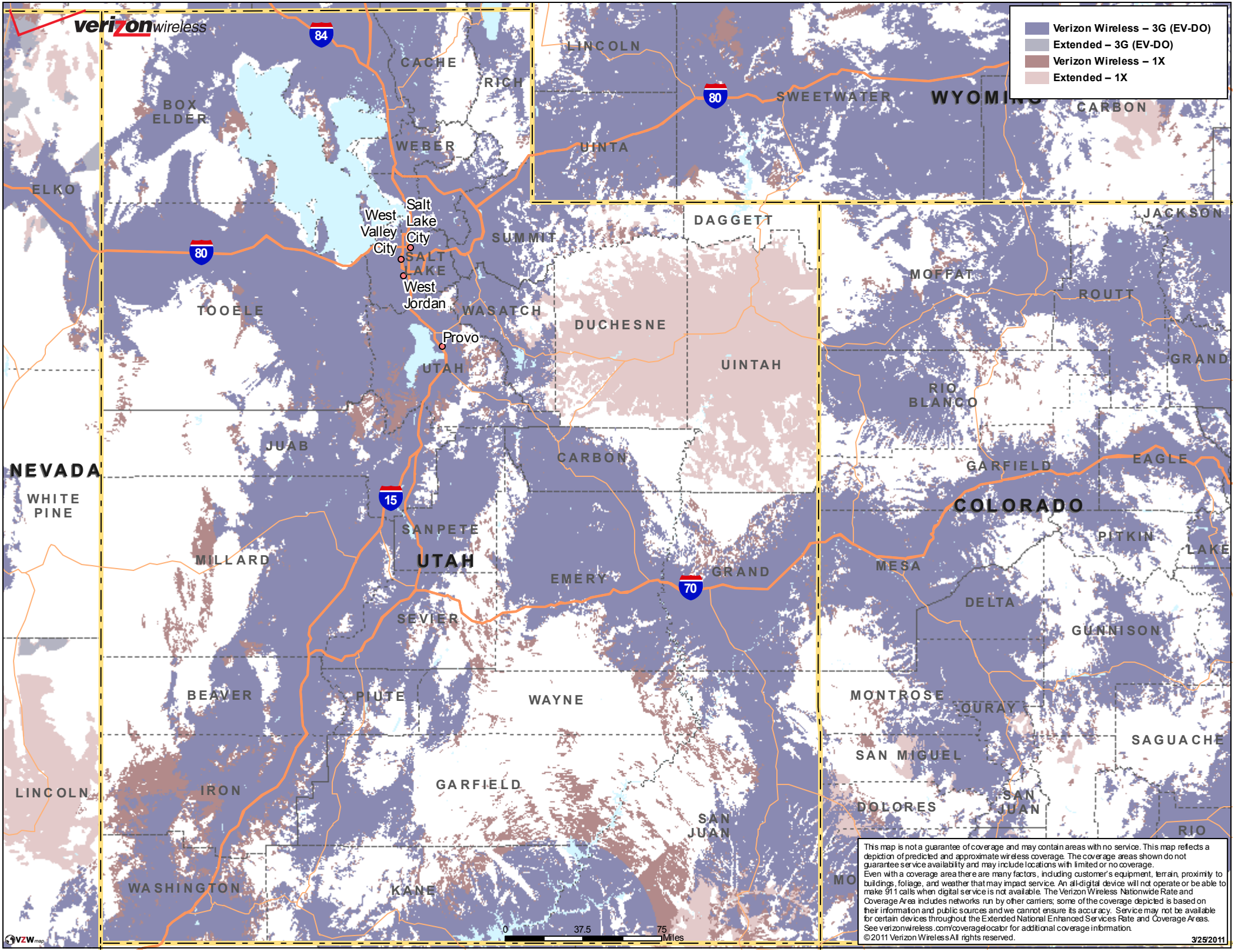

This map is not a guarantee of coverage and may contain areas with no service. This map reflects a depiction of predicted and approximate wireless coverage. The coverage areas shown do not guarantee service availability and may include locations with limited or no coverage.
Even with a coverage area there are many factors, including customer's equipment, terrain, proximity to buildings, foliage, and weather that may impact service. An all-digital device will not operate or be able to make 911 calls when digital service is not available. The Verizon Wireless Nationwide Rate and Coverage Area includes networks run by other carriers; some of the coverage depicted is based on their information and public sources and we cannot ensure its accuracy. Service may not be available for certain devices throughout the Extended National Enhanced Services Rate and Coverage Areas. See verizonwireless.com/coveragelocator for additional coverage information.

©2011 Verizon Wireless All rights reserved.

3/25/2011

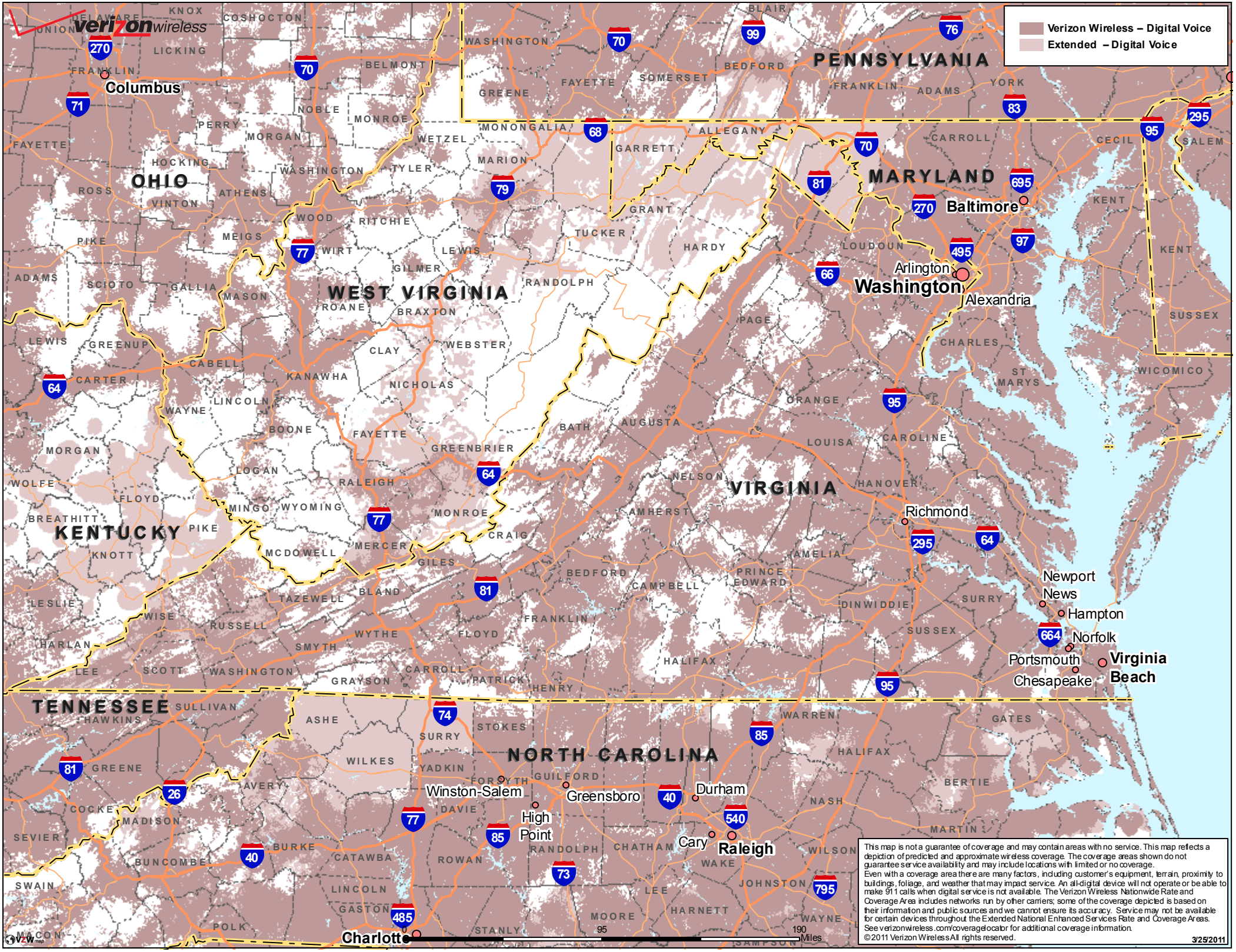
verizon wireless
Verizon Wireless – Digital Voice
Extended – Digital Voice
PENNSYLVANIA
OHIO
MARYLAND
WEST VIRGINIA
VIRGINIA
KENTUCKY
TENNESSEE
NORTH CAROLINA
Columbus
Baltimore
Arlington
Washington
Alexandria
Richmond
Newport News
Hampton
Norfolk
Portsmouth
Chesapeake
Virginia Beach
Winston-Salem
Greensboro
High Point
Durham
Cary
Raleigh
Charlotte
0
95
190
Miles
This map is not a guarantee of coverage and may contain areas with no service. This map reflects a depiction of predicted and approximate wireless coverage. The coverage areas shown do not guarantee service availability and may include locations with limited or no coverage.
Even with a coverage area there are many factors, including customer's equipment, terrain, proximity to buildings, foliage, and weather that may impact service. An all-digital device will not operate or be able to make 911 calls when digital service is not available. The Verizon Wireless Nationwide Rate and Coverage Area includes networks run by other carriers; some of the coverage depicted is based on their information and public sources and we cannot ensure its accuracy. Service may not be available for certain devices throughout the Extended National Enhanced Services Rate and Coverage Areas.
See verizonwireless.com/coveragelocator for additional coverage information.
©2011 Verizon Wireless All rights reserved.
3/25/2011

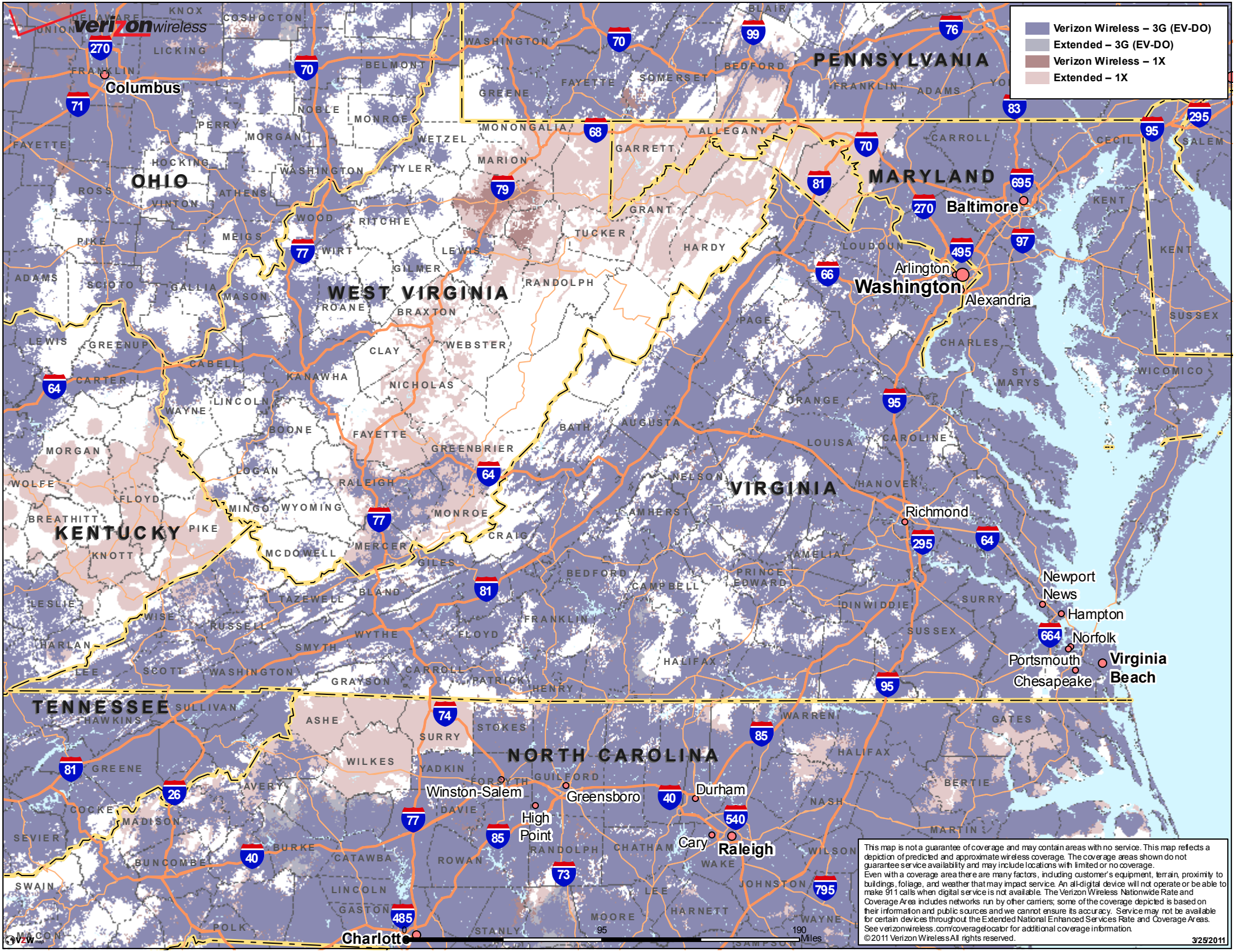
verizon wireless
Verizon Wireless – 3G (EV-DO)
Extended – 3G (EV-DO)
Verizon Wireless – 1X
Extended – 1X
PENNSYLVANIA
MARYLAND
OHIO
WEST VIRGINIA
VIRGINIA
KENTUCKY
TENNESSEE
NORTH CAROLINA
Columbus
Baltimore
Arlington
Washington
Alexandria
Richmond
Newport News
Hampton
Norfolk
Portsmouth
Chesapeake
Virginia Beach
Winston-Salem
Greensboro
High Point
Durham
Cary
Raleigh
Charlotte
0
95
190
Miles
This map is not a guarantee of coverage and may contain areas with no service. This map reflects a depiction of predicted and approximate wireless coverage. The coverage areas shown do not guarantee service availability and may include locations with limited or no coverage.
Even with a coverage area there are many factors, including customer's equipment, terrain, proximity to buildings, foliage, and weather that may impact service. An all-digital device will not operate or be able to make 911 calls when digital service is not available. The Verizon Wireless Nationwide Rate and Coverage Area includes networks run by other carriers; some of the coverage depicted is based on their information and public sources and we cannot ensure its accuracy. Service may not be available for certain devices throughout the Extended National Enhanced Services Rate and Coverage Areas.
See verizonwireless.com/coveragelocator for additional coverage information.
©2011 Verizon Wireless All rights reserved.
3/25/2011

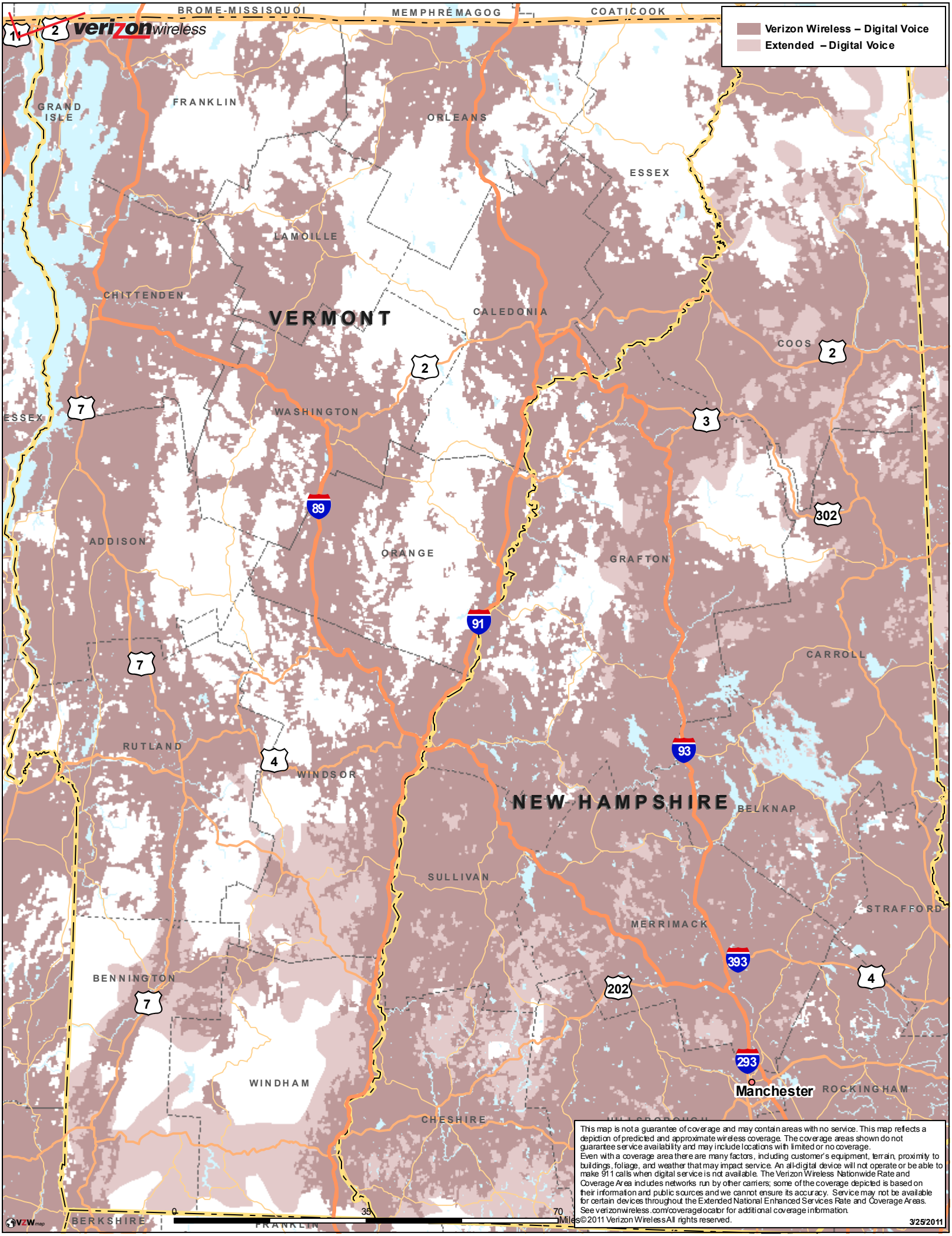

This map is not a guarantee of coverage and may contain areas with no service. This map reflects a depiction of predicted and approximate wireless coverage. The coverage areas shown do not guarantee service availability and may include locations with limited or no coverage.
Even with a coverage area there are many factors, including customer's equipment, terrain, proximity to buildings, foliage, and weather that may impact service. An all-digital device will not operate or be able to make 911 calls when digital service is not available. The Verizon Wireless Nationwide Rate and Coverage Area includes networks run by other carriers; some of the coverage depicted is based on their information and public sources and we cannot ensure its accuracy. Service may not be available for certain devices throughout the Extended National Enhanced Services Rate and Coverage Areas. See verizonwireless.com/coveragelocator for additional coverage information.

©2011 Verizon Wireless All rights reserved.

3/25/2011

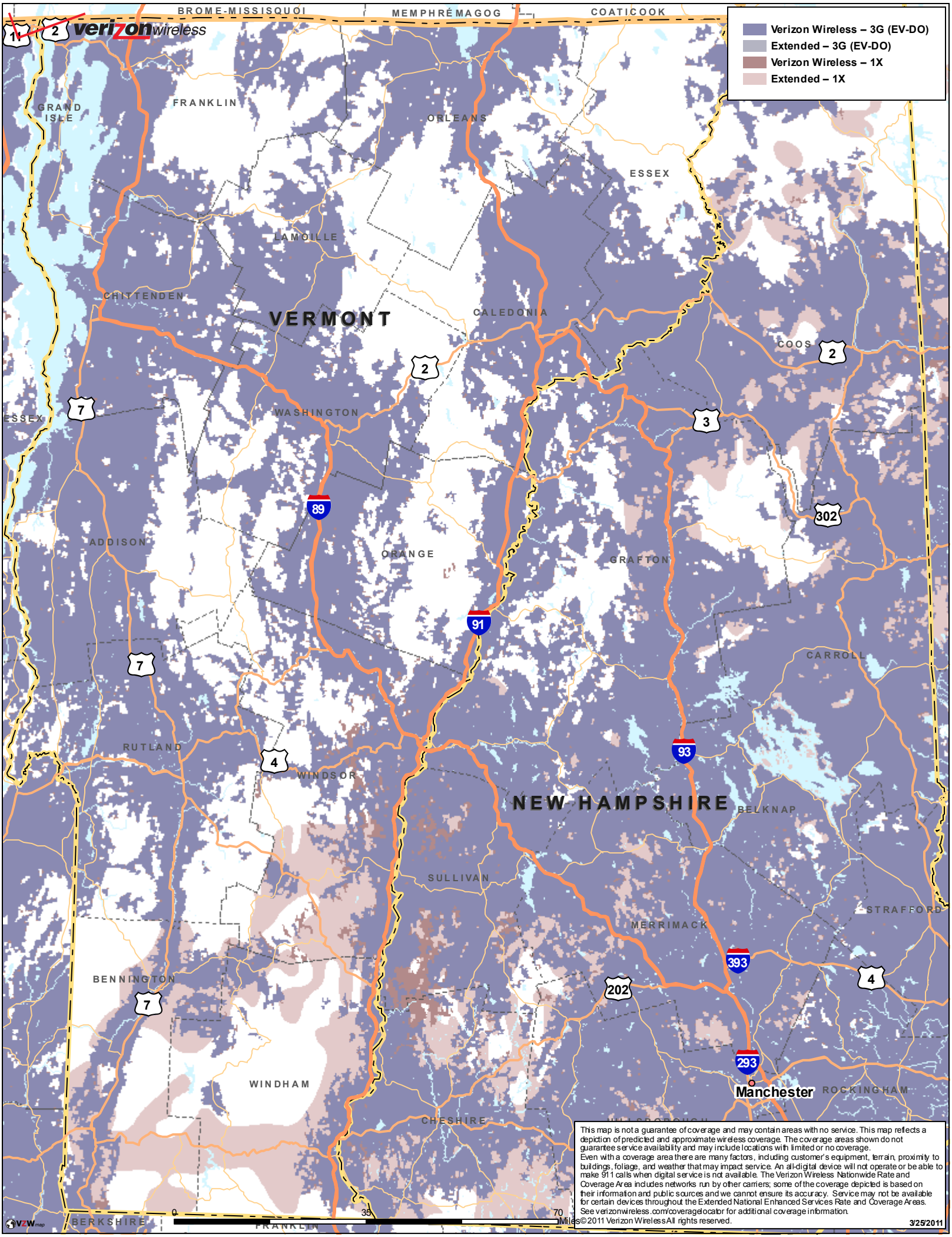

This map is not a guarantee of coverage and may contain areas with no service. This map reflects a depiction of predicted and approximate wireless coverage. The coverage areas shown do not guarantee service availability and may include locations with limited or no coverage.
Even with a coverage area there are many factors, including customer's equipment, terrain, proximity to buildings, foliage, and weather that may impact service. An all-digital device will not operate or be able to make 911 calls when digital service is not available. The Verizon Wireless Nationwide Rate and Coverage Area includes networks run by other carriers; some of the coverage depicted is based on their information and public sources and we cannot ensure its accuracy. Service may not be available for certain devices throughout the Extended National Enhanced Services Rate and Coverage Areas. See verizonwireless.com/coveragelocator for additional coverage information.

©2011 Verizon Wireless All rights reserved.

3/25/2011

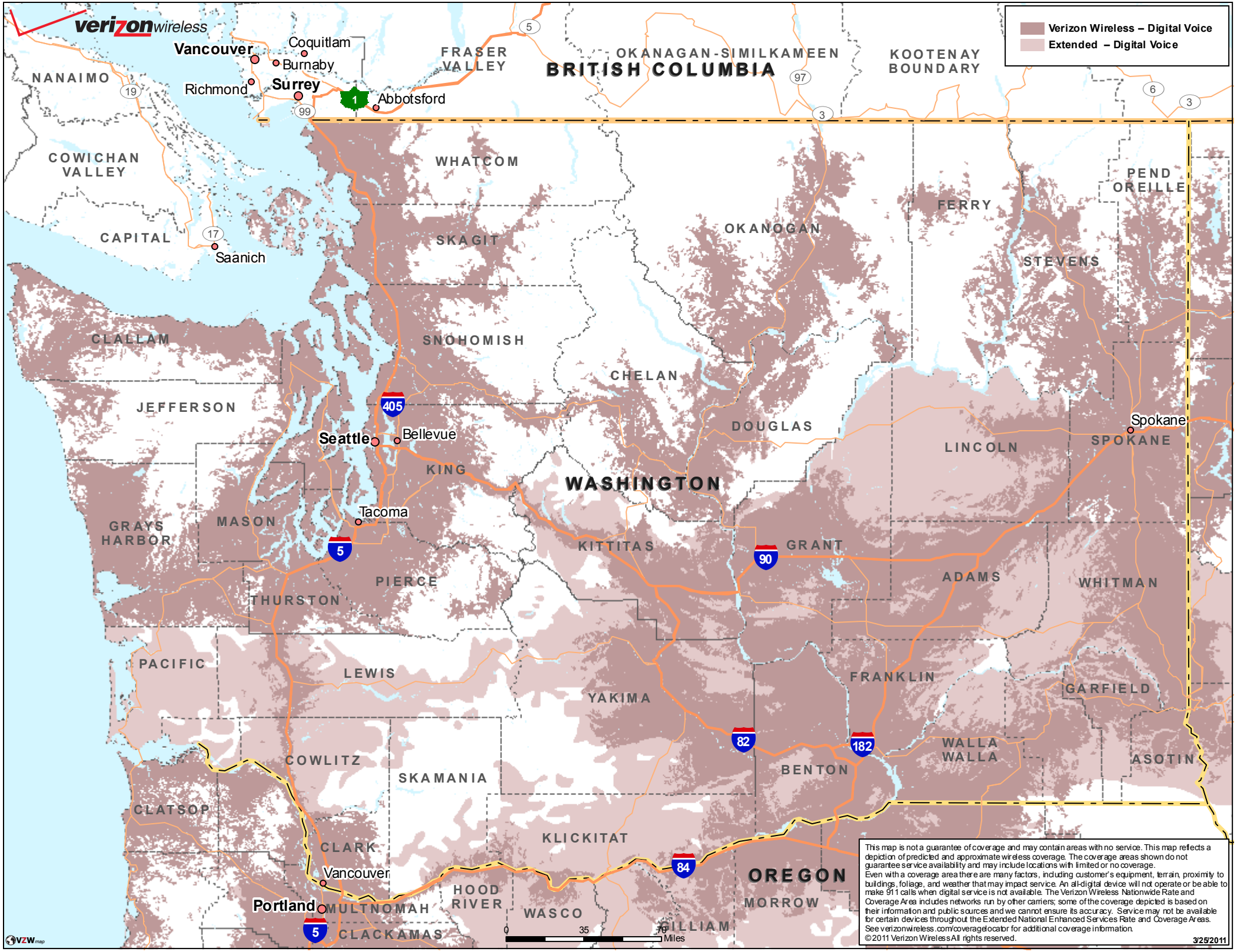
verizon wireless
Verizon Wireless – Digital Voice
Extended – Digital Voice
BRITISH COLUMBIA
FRASER VALLEY
OKANAGAN-SIMILKAMEEN
KOOTENAY BOUNDARY
NANAIMO
COWICHAN VALLEY
CAPITAL
Vancouver
Coquitlam
Burnaby
Richmond
Surrey
Abbotsford
Saanich
WHATCOM
SKAGIT
OKANOGAN
FERRY
PEND OREILLE
STEVENS
CLALLAM
SNOHOMISH
CHELAN
JEFFERSON
DOUGLAS
LINCOLN
SPOKANE
Spokane
Seattle
Bellevue
KING
WASHINGTON
Tacoma
GRAYS HARBOR
MASON
KITTITAS
GRANT
PIERCE
ADAMS
WHITMAN
THURSTON
PACIFIC
LEWIS
FRANKLIN
GARFIELD
YAKIMA
WALLA WALLA
ASOTIN
COWLITZ
SKAMANIA
BENTON
CLATSOP
KLICKITAT
CLARK
Vancouver
OREGON
HOOD RIVER
MORROW
Portland
MULTNOMAH
WASCO
GILLIAM
CLACKAMAS
0 35 70 Miles
This map is not a guarantee of coverage and may contain areas with no service. This map reflects a depiction of predicted and approximate wireless coverage. The coverage areas shown do not guarantee service availability and may include locations with limited or no coverage.
Even with a coverage area there are many factors, including customer's equipment, terrain, proximity to buildings, foliage, and weather that may impact service. An all-digital device will not operate or be able to make 911 calls when digital service is not available. The Verizon Wireless Nationwide Rate and Coverage Area includes networks run by other carriers; some of the coverage depicted is based on their information and public sources and we cannot ensure its accuracy. Service may not be available for certain devices throughout the Extended National Enhanced Services Rate and Coverage Areas.
See verizonwireless.com/coveragelocator for additional coverage information.
©2011 Verizon Wireless All rights reserved.
3/25/2011
VZW map

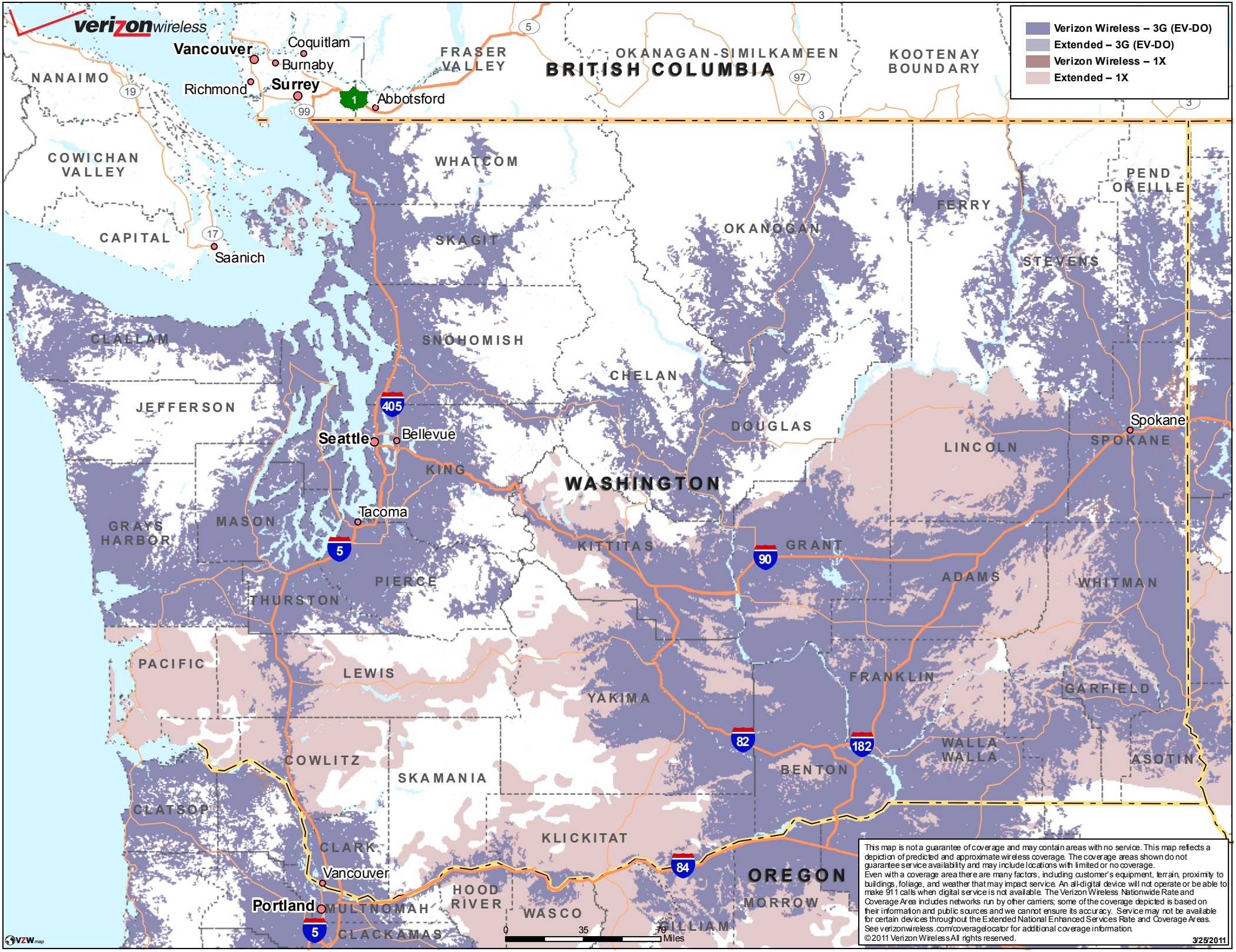
verizon wireless
Verizon Wireless – 3G (EV-DO)
Extended – 3G (EV-DO)
Verizon Wireless – 1X
Extended – 1X
BRITISH COLUMBIA
Vancouver
Coquitlam
Burnaby
Richmond
Surrey
Abbotsford
NANAIMO
FRASER VALLEY
OKANAGAN-SIMILKAMEEN
KOOTENAY BOUNDARY
COWICHAN VALLEY
CAPITAL
Saanich
WHATCOM
SKAGIT
OKANOGAN
FERRY
PEND OREILLE
STEVENS
CLALLAM
SNOHOMISH
CHELAN
JEFFERSON
DOUGLAS
Spokane
SPOKANE
LINCOLN
Seattle
Bellevue
KING
WASHINGTON
Tacoma
GRAYS HARBOR
MASON
KITTITAS
GRANT
ADAMS
WHITMAN
PIERCE
THURSTON
PACIFIC
LEWIS
FRANKLIN
GARFIELD
YAKIMA
WALLA WALLA
ASOTIN
BENTON
COWLITZ
SKAMANIA
CLATSOP
KLICKITAT
CLARK
Vancouver
OREGON
HOOD RIVER
MORROW
Portland
MULTNOMAH
WASCO
GILLIAM
CLACKAMAS
0 35 70 Miles
This map is not a guarantee of coverage and may contain areas with no service. This map reflects a depiction of predicted and approximate wireless coverage. The coverage areas shown do not guarantee service availability and may include locations with limited or no coverage.
Even with a coverage area there are many factors, including customer's equipment, terrain, proximity to buildings, foliage, and weather that may impact service. An all-digital device will not operate or be able to make 911 calls when digital service is not available. The Verizon Wireless Nationwide Rate and Coverage Area includes networks run by other carriers; some of the coverage depicted is based on their information and public sources and we cannot ensure its accuracy. Service may not be available for certain devices throughout the Extended National Enhanced Services Rate and Coverage Areas.
See verizonwireless.com/coveragelocator for additional coverage information.
©2011 Verizon Wireless All rights reserved.
3/25/2011
VZW map

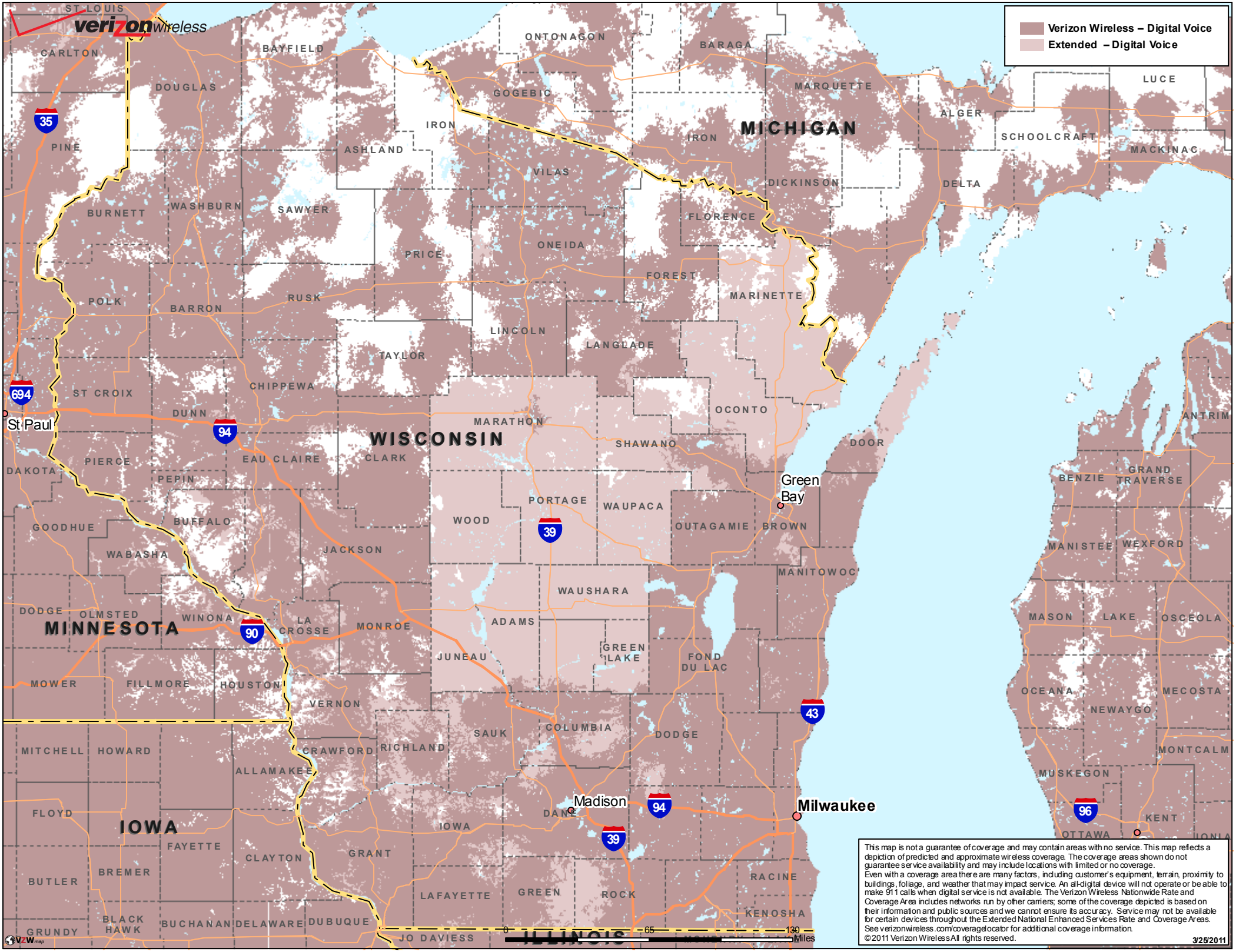
verizon wireless
Verizon Wireless – Digital Voice
Extended – Digital Voice
MICHIGAN
WISCONSIN
MINNESOTA
IOWA
ILLINOIS
St Paul
Green Bay
Madison
Milwaukee
ST LOUIS
CARLTON
BAYFIELD
ONTONAGON
BARAGA
DOUGLAS
GOGEBIC
MARQUETTE
LUCE
ALGER
SCHOOLCRAFT
MACKINAC
PINE
IRON
ASHLAND
VILAS
DICKINSON
DELTA
BURNETT
WASHBURN
SAWYER
FLORENCE
ONEIDA
PRICE
FOREST
MARINETTE
POLK
BARRON
RUSK
LINCOLN
LANGLADE
TAYLOR
ST CROIX
CHIPPEWA
OCONTO
DUNN
MARATHON
ANTRIM
SHAWANO
DOOR
PIERCE
EAU CLAIRE
CLARK
DAKOTA
PEPIN
BENZIE
GRAND TRAVERSE
PORTAGE
WAUPACA
WOOD
OUTAGAMIE
BROWN
GOODHUE
BUFFALO
JACKSON
MANISTEE
WEXFORD
WABASHA
MANITOWOC
WAUSHARA
DODGE
OLMSTED
WINONA
LA CROSSE
MONROE
ADAMS
MASON
LAKE
OSCEOLA
GREEN LAKE
FOND DU LAC
JUNEAU
MOWER
FILLMORE
HOUSTON
OCEANA
MECOSTA
VERNON
NEWAYGO
SAUK
COLUMBIA
DODGE
MITCHELL
HOWARD
CRAWFORD
RICHLAND
MONTCALM
ALLAMAKEE
MUSKEGON
FLOYD
DANE
KENT
IOWA
FAYETTE
CLAYTON
GRANT
OTTAWA
BUTLER
BREMER
RACINE
LAFAYETTE
GREEN
ROCK
BLACK HAWK
BUCHANAN
DELAWARE
DUBUQUE
KENOSHA
GRUNDY
JO DAVIESS
0
65
130
Miles
This map is not a guarantee of coverage and may contain areas with no service. This map reflects a depiction of predicted and approximate wireless coverage. The coverage areas shown do not guarantee service availability and may include locations with limited or no coverage.
Even with a coverage area there are many factors, including customer's equipment, terrain, proximity to buildings, foliage, and weather that may impact service. An all-digital device will not operate or be able to make 911 calls when digital service is not available. The Verizon Wireless Nationwide Rate and Coverage Area includes networks run by other carriers; some of the coverage depicted is based on their information and public sources and we cannot ensure its accuracy. Service may not be available for certain devices throughout the Extended National Enhanced Services Rate and Coverage Areas.
See verizonwireless.com/coveragelocator for additional coverage information.
©2011 Verizon Wireless All rights reserved.
3/25/2011

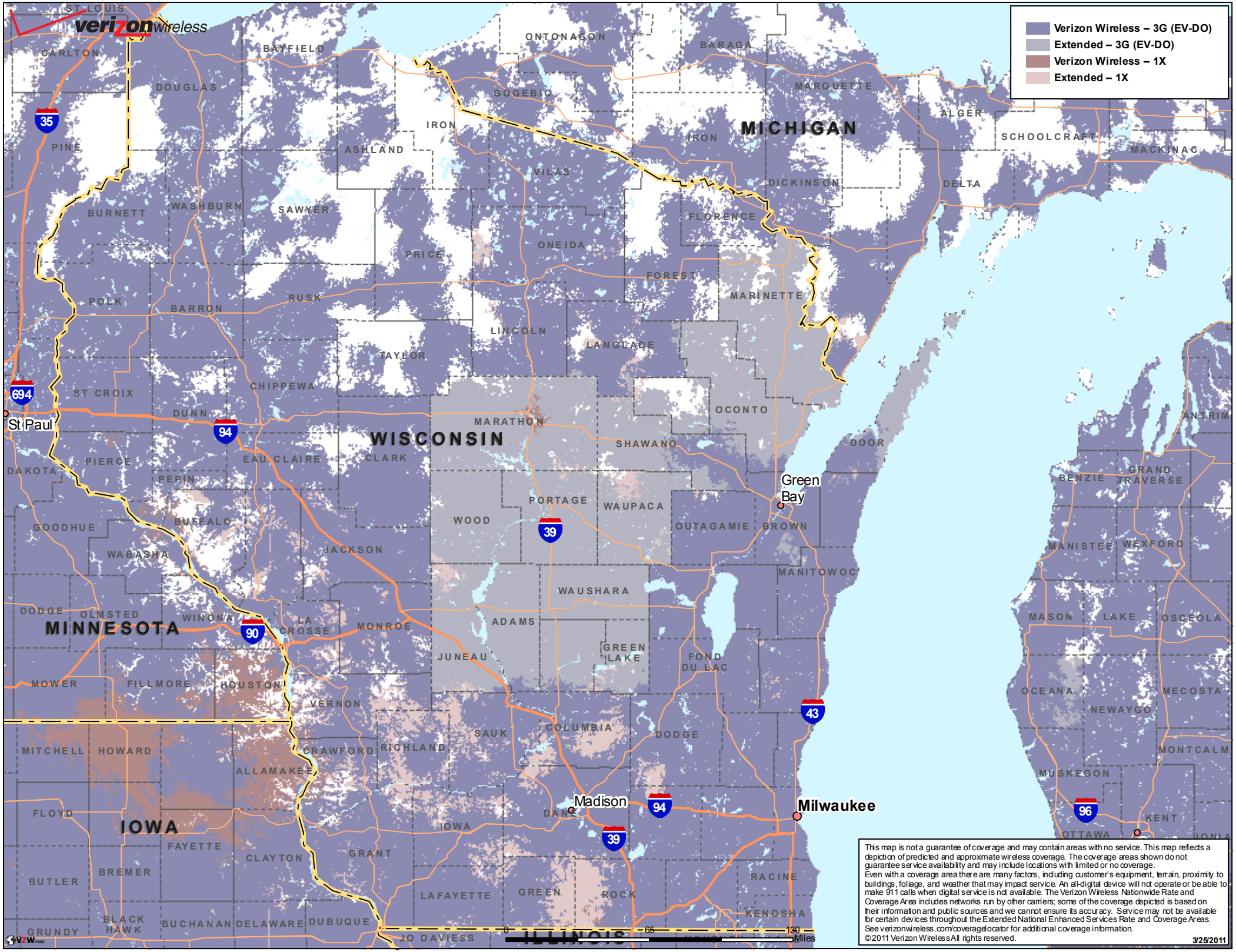
verizon wireless
Verizon Wireless – 3G (EV-DO)
Extended – 3G (EV-DO)
Verizon Wireless – 1X
Extended – 1X
MICHIGAN
WISCONSIN
MINNESOTA
IOWA
ILLINOIS
St Paul
Green Bay
Madison
Milwaukee
ST LOUIS
CARLTON
BAYFIELD
ONTONAGON
BARAGA
MARQUETTE
ALGER
SCHOOLCRAFT
MACKINAC
DELTA
DOUGLAS
GOGEBIC
IRON
ASHLAND
VILAS
DICKINSON
PINE
BURNETT
WASHBURN
SAWYER
FLORENCE
ONEIDA
PRICE
FOREST
MARINETTE
POLK
BARRON
RUSK
LINCOLN
LANGLADE
TAYLOR
ST CROIX
CHIPPEWA
DUNN
OCONTO
MARATHON
SHAWANO
DOOR
ANTRIM
PIERCE
EAU CLAIRE
CLARK
DAKOTA
PEPIN
BENZIE
GRAND TRAVERSE
PORTAGE
WAUPACA
WOOD
OUTAGAMIE
BROWN
GOODHUE
BUFFALO
JACKSON
MANISTEE
WEXFORD
WABASHA
MANITOWOC
WAUSHARA
DODGE
OLMSTED
WINONA
LA CROSSE
MONROE
ADAMS
MASON
LAKE
OSCEOLA
JUNEAU
GREEN LAKE
FOND DU LAC
MOWER
FILLMORE
HOUSTON
VERNON
OCEANA
MECOSTA
NEWAYGO
SAUK
COLUMBIA
DODGE
MITCHELL
HOWARD
CRAWFORD
RICHLAND
MONTCALM
ALLAMAKEE
MUSKEGON
FLOYD
DANE
IOWA
KENT
FAYETTE
CLAYTON
GRANT
OTTAWA
BUTLER
BREMER
RACINE
LAFAYETTE
GREEN
ROCK
KENOSHA
GRUNDY
BLACK HAWK
BUCHANAN
DELAWARE
DUBUQUE
JO DAVIESS
0
65
130
Miles
This map is not a guarantee of coverage and may contain areas with no service. This map reflects a depiction of predicted and approximate wireless coverage. The coverage areas shown do not guarantee service availability and may include locations with limited or no coverage.
Even with a coverage area there are many factors, including customer's equipment, terrain, proximity to buildings, foliage, and weather that may impact service. An all-digital device will not operate or be able to make 911 calls when digital service is not available. The Verizon Wireless Nationwide Rate and Coverage Area includes networks run by other carriers; some of the coverage depicted is based on their information and public sources and we cannot ensure its accuracy. Service may not be available for certain devices throughout the Extended National Enhanced Services Rate and Coverage Areas.
See verizonwireless.com/coveragelocator for additional coverage information.
©2011 Verizon Wireless All rights reserved.
3/25/2011

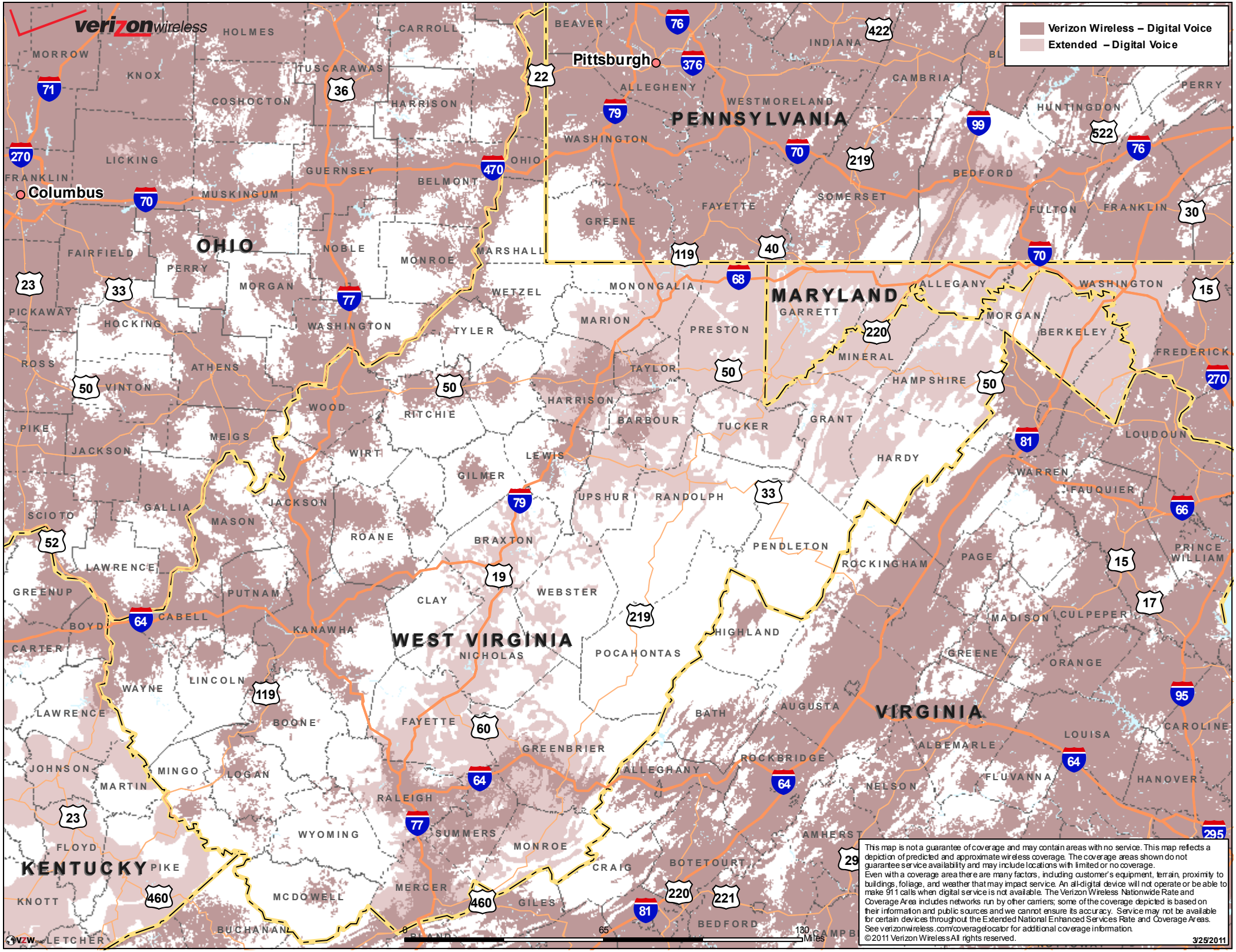
verizon wireless
Verizon Wireless – Digital Voice
Extended – Digital Voice
PENNSYLVANIA
OHIO
MARYLAND
WEST VIRGINIA
VIRGINIA
KENTUCKY
Pittsburgh
Columbus
HOLMES
CARROLL
BEAVER
INDIANA
MORROW
KNOX
TUSCARAWAS
ALLEGHENY
CAMBRIA
PERRY
COSHOCTON
HARRISON
WESTMORELAND
HUNTINGDON
WASHINGTON
LICKING
GUERNSEY
BELMONT
OHIO
FRANKLIN
MUSKINGUM
BEDFORD
FAYETTE
SOMERSET
FULTON
FRANKLIN
GREENE
FAIRFIELD
NOBLE
MONROE
MARSHALL
PERRY
MORGAN
WETZEL
MONONGALIA
ALLEGANY
WASHINGTON
PICKAWAY
HOCKING
WASHINGTON
TYLER
MARION
PRESTON
GARRETT
MORGAN
BERKELEY
ROSS
ATHENS
TAYLOR
MINERAL
FREDERICK
VINTON
HAMPSHIRE
WOOD
RITCHIE
HARRISON
BARBOUR
TUCKER
GRANT
PIKE
MEIGS
LOUDOUN
JACKSON
WIRT
LEWIS
HARDY
GILMER
WARREN
FAUQUIER
SCIOTO
GALLIA
JACKSON
UPSHUR
RANDOLPH
MASON
ROANE
BRAXTON
PENDLETON
PRINCE WILLIAM
LAWRENCE
ROCKINGHAM
PAGE
GREENUP
PUTNAM
CLAY
WEBSTER
BOYD
CABELL
KANAWHA
HIGHLAND
MADISON
CULPEPER
CARTER
NICHOLAS
POCAHONTAS
GREENE
ORANGE
WAYNE
LINCOLN
LAWRENCE
BOONE
FAYETTE
BATH
AUGUSTA
CAROLINE
LOUISA
GREENBRIER
ALBEMARLE
JOHNSON
MINGO
LOGAN
MARTIN
ALLEGHANY
ROCKBRIDGE
FLUVANNA
HANOVER
NELSON
RALEIGH
WYOMING
SUMMERS
AMHERST
FLOYD
MONROE
PIKE
CRAIG
BOTETOURT
KNOTT
MERCER
MCDOWELL
GILES
BUCHANAN
BEDFORD
LETCHER
0
65
130
Miles
This map is not a guarantee of coverage and may contain areas with no service. This map reflects a depiction of predicted and approximate wireless coverage. The coverage areas shown do not guarantee service availability and may include locations with limited or no coverage.
Even with a coverage area there are many factors, including customer's equipment, terrain, proximity to buildings, foliage, and weather that may impact service. An all-digital device will not operate or be able to make 911 calls when digital service is not available. The Verizon Wireless Nationwide Rate and Coverage Area includes networks run by other carriers; some of the coverage depicted is based on their information and public sources and we cannot ensure its accuracy. Service may not be available for certain devices throughout the Extended National Enhanced Services Rate and Coverage Areas.
See verizonwireless.com/coveragelocator for additional coverage information.
©2011 Verizon Wireless All rights reserved.
3/25/2011

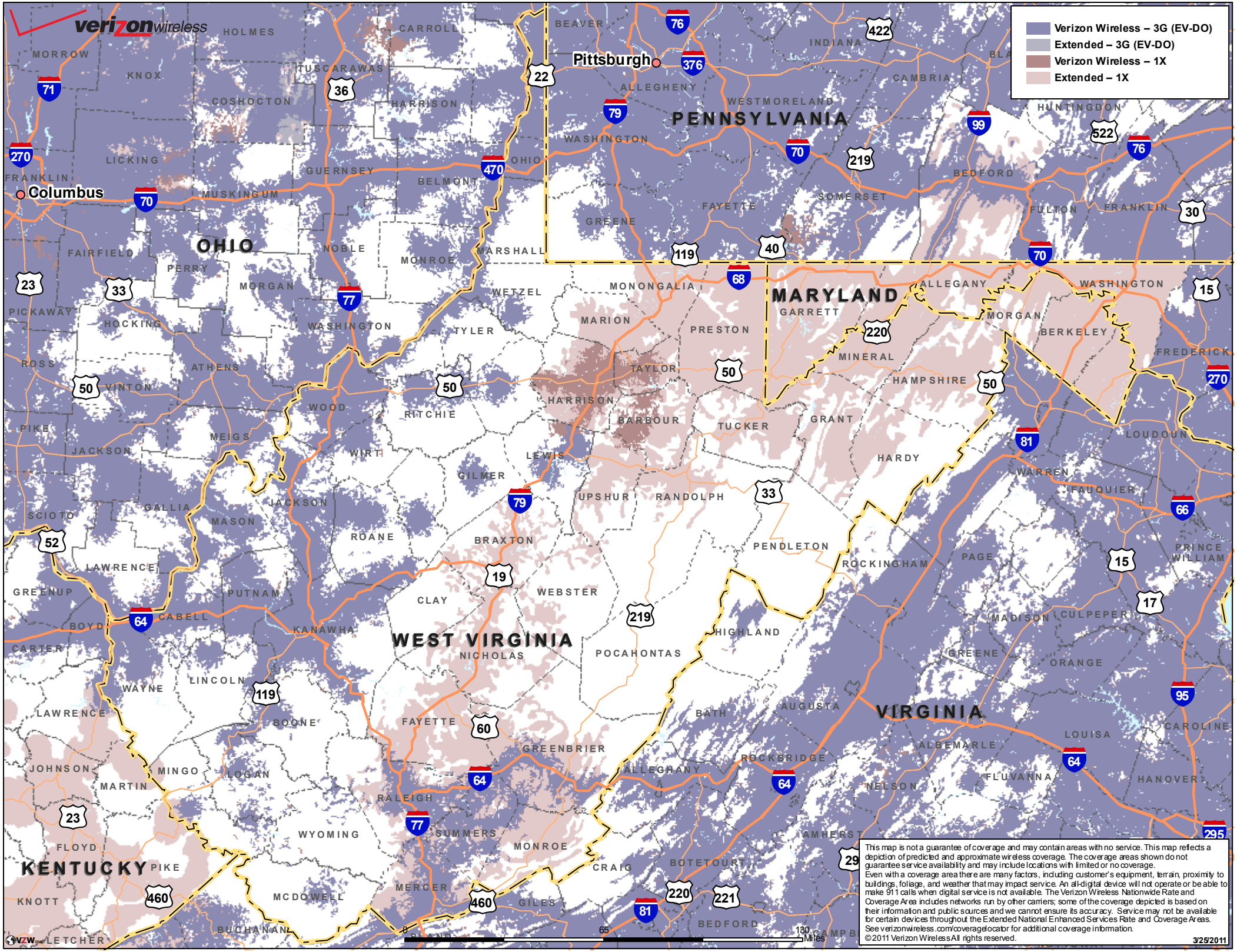
verizon wireless
Verizon Wireless – 3G (EV-DO)
Extended – 3G (EV-DO)
Verizon Wireless – 1X
Extended – 1X
PENNSYLVANIA
OHIO
MARYLAND
WEST VIRGINIA
VIRGINIA
KENTUCKY
Pittsburgh
Columbus
This map is not a guarantee of coverage and may contain areas with no service. This map reflects a depiction of predicted and approximate wireless coverage. The coverage areas shown do not guarantee service availability and may include locations with limited or no coverage.
Even with a coverage area there are many factors, including customer's equipment, terrain, proximity to buildings, foliage, and weather that may impact service. An all-digital device will not operate or be able to make 911 calls when digital service is not available. The Verizon Wireless Nationwide Rate and Coverage Area includes networks run by other carriers; some of the coverage depicted is based on their information and public sources and we cannot ensure its accuracy. Service may not be available for certain devices throughout the Extended National Enhanced Services Rate and Coverage Areas.
See verizonwireless.com/coveragelocator for additional coverage information.
©2011 Verizon Wireless All rights reserved.
3/25/2011

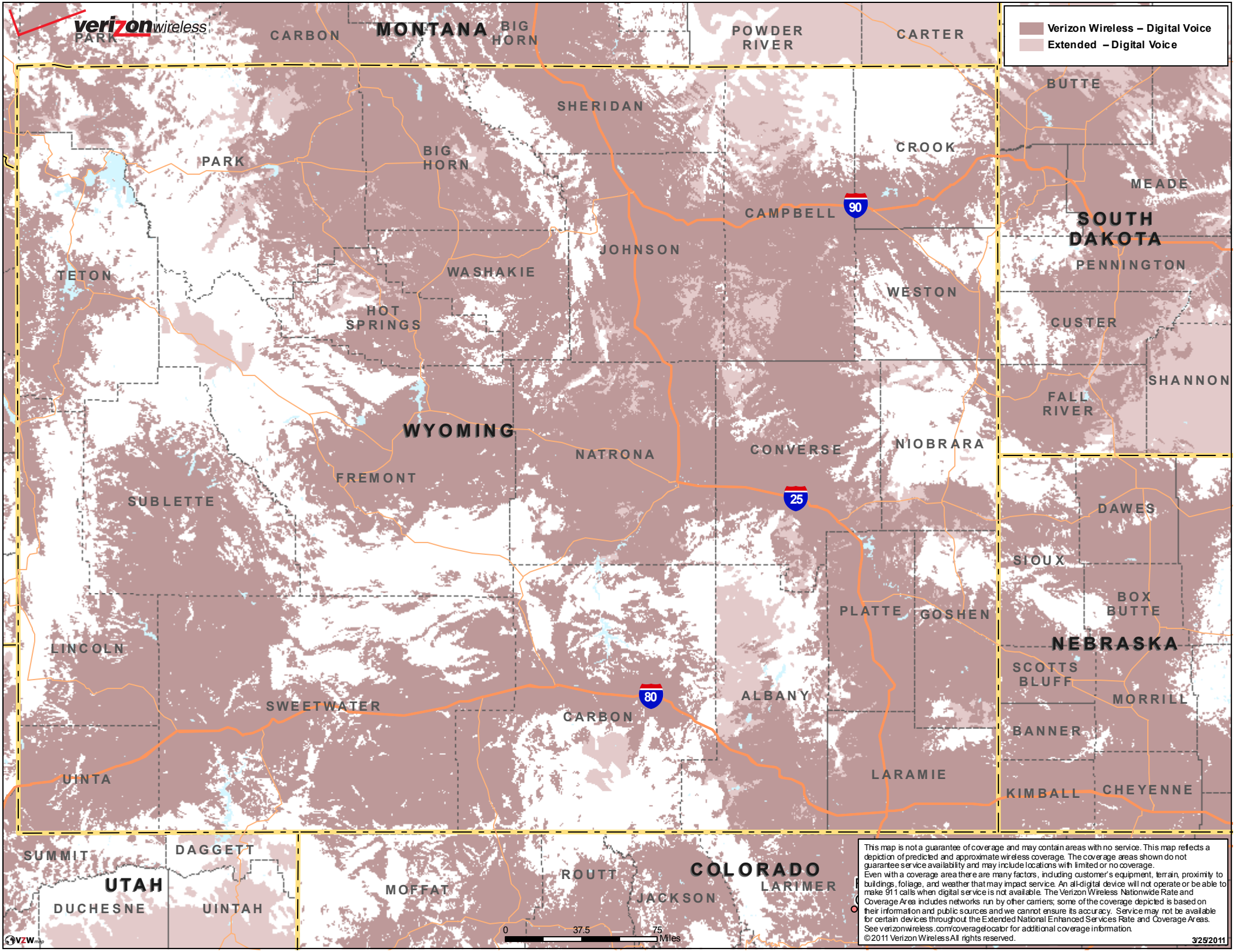

This map is not a guarantee of coverage and may contain areas with no service. This map reflects a depiction of predicted and approximate wireless coverage. The coverage areas shown do not guarantee service availability and may include locations with limited or no coverage.
Even with a coverage area there are many factors, including customer's equipment, terrain, proximity to buildings, foliage, and weather that may impact service. An all-digital device will not operate or be able to make 911 calls when digital service is not available. The Verizon Wireless Nationwide Rate and Coverage Area includes networks run by other carriers; some of the coverage depicted is based on their information and public sources and we cannot ensure its accuracy. Service may not be available for certain devices throughout the Extended National Enhanced Services Rate and Coverage Areas. See verizonwireless.com/coveragelocator for additional coverage information.

©2011 Verizon Wireless All rights reserved.

3/25/2011

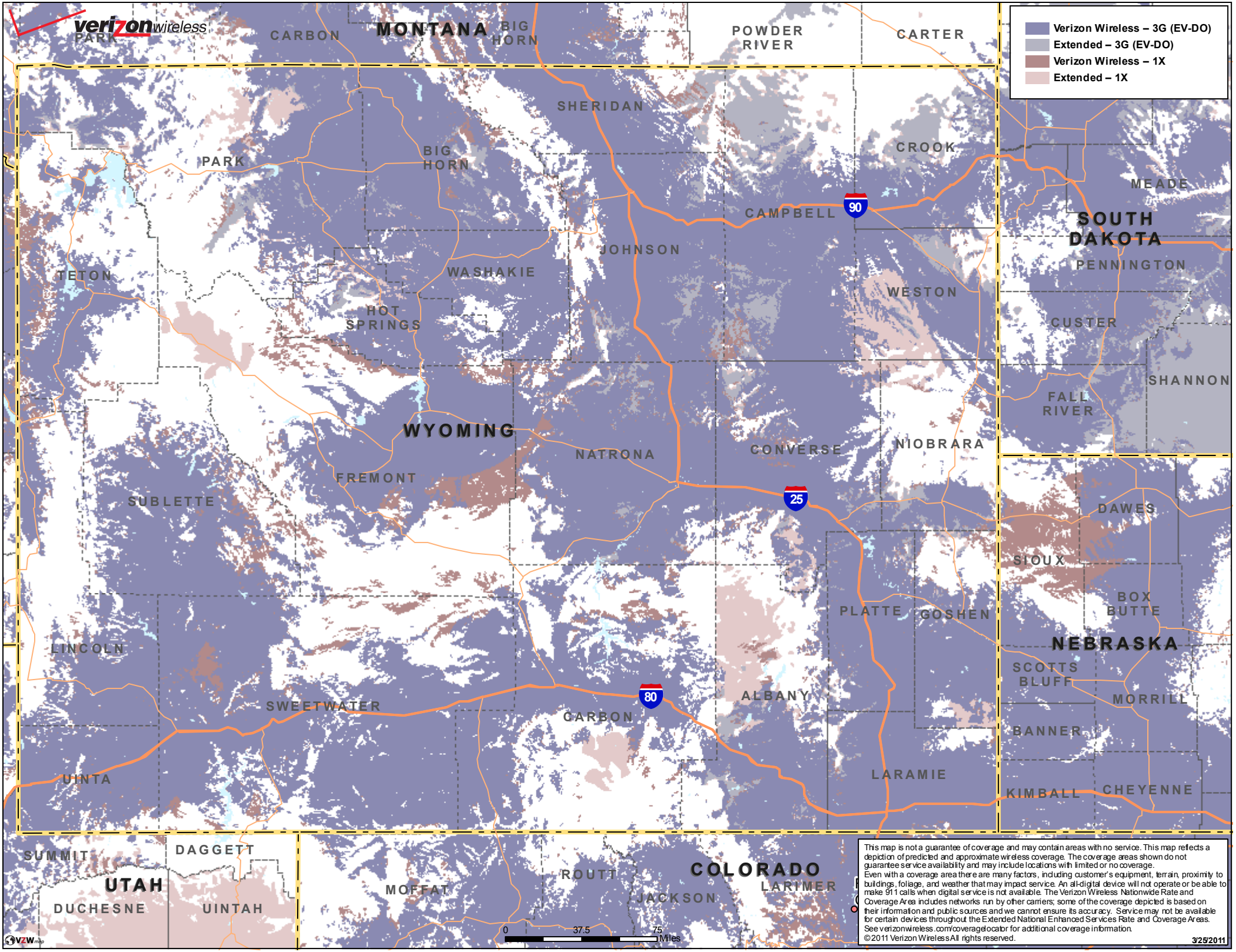

This map is not a guarantee of coverage and may contain areas with no service. This map reflects a depiction of predicted and approximate wireless coverage. The coverage areas shown do not guarantee service availability and may include locations with limited or no coverage.
Even with a coverage area there are many factors, including customer's equipment, terrain, proximity to buildings, foliage, and weather that may impact service. An all-digital device will not operate or be able to make 911 calls when digital service is not available. The Verizon Wireless Nationwide Rate and Coverage Area includes networks run by other carriers; some of the coverage depicted is based on their information and public sources and we cannot ensure its accuracy. Service may not be available for certain devices throughout the Extended National Enhanced Services Rate and Coverage Areas. See verizonwireless.com/coveragelocator for additional coverage information.

©2011 Verizon Wireless All rights reserved.

3/25/2011

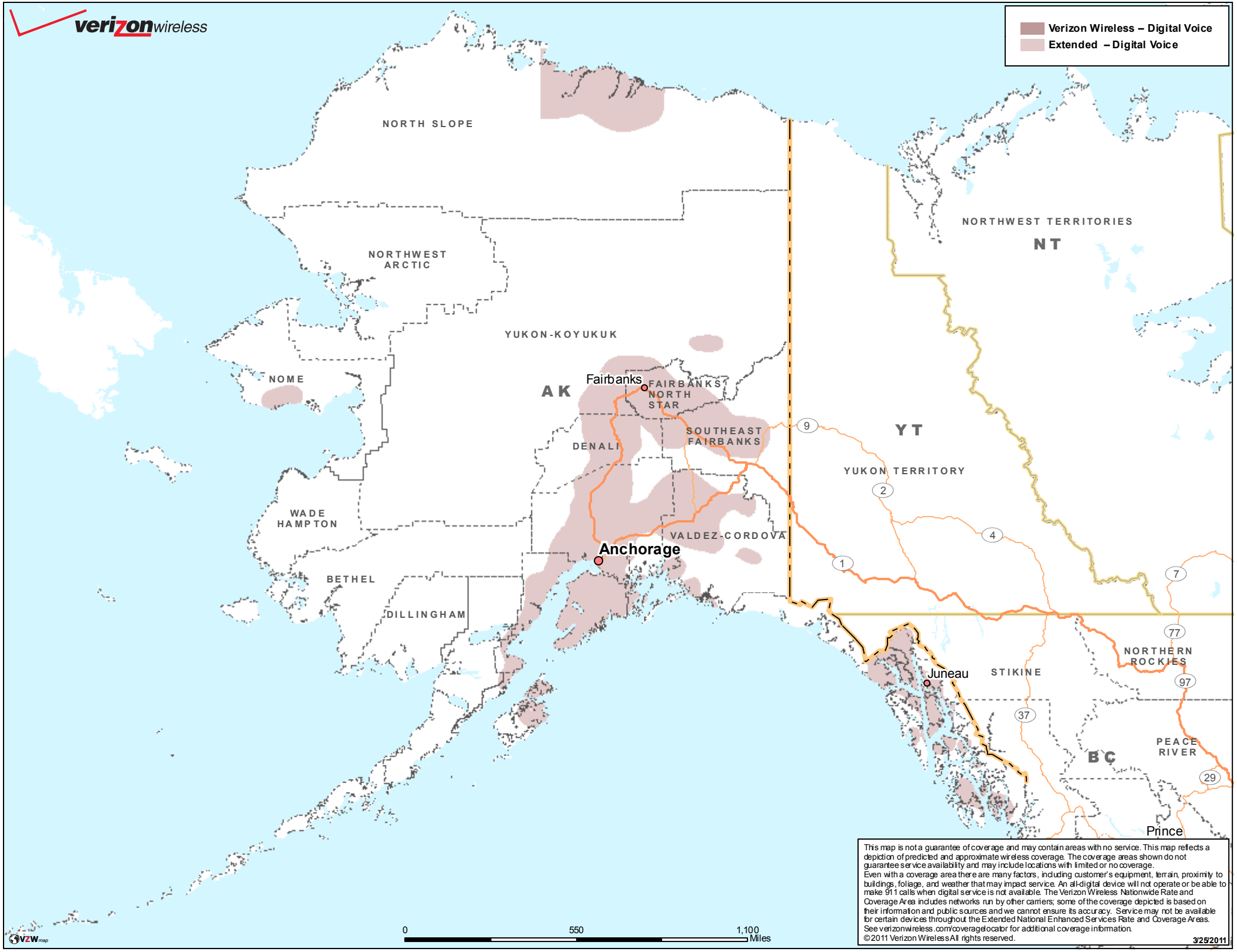
verizon wireless
Verizon Wireless – Digital Voice
Extended – Digital Voice
NORTH SLOPE
NORTHWEST ARCTIC
YUKON-KOYUKUK
NOME
AK
Fairbanks
FAIRBANKS NORTH STAR
SOUTHEAST FAIRBANKS
DENALI
WADE HAMPTON
VALDEZ-CORDOVA
Anchorage
BETHEL
DILLINGHAM
NORTHWEST TERRITORIES
NT
YT
YUKON TERRITORY
9
2
4
1
7
77
97
37
29
NORTHERN ROCKIES
Juneau
STIKINE
PEACE RIVER
BC
Prince
0
550
1,100
Miles
VZW map
This map is not a guarantee of coverage and may contain areas with no service. This map reflects a depiction of predicted and approximate wireless coverage. The coverage areas shown do not guarantee service availability and may include locations with limited or no coverage.
Even with a coverage area there are many factors, including customer's equipment, terrain, proximity to buildings, foliage, and weather that may impact service. An all-digital device will not operate or be able to make 911 calls when digital service is not available. The Verizon Wireless Nationwide Rate and Coverage Area includes networks run by other carriers; some of the coverage depicted is based on their information and public sources and we cannot ensure its accuracy. Service may not be available for certain devices throughout the Extended National Enhanced Services Rate and Coverage Areas.
See verizonwireless.com/coveragelocator for additional coverage information.
©2011 Verizon Wireless All rights reserved.
3/25/2011

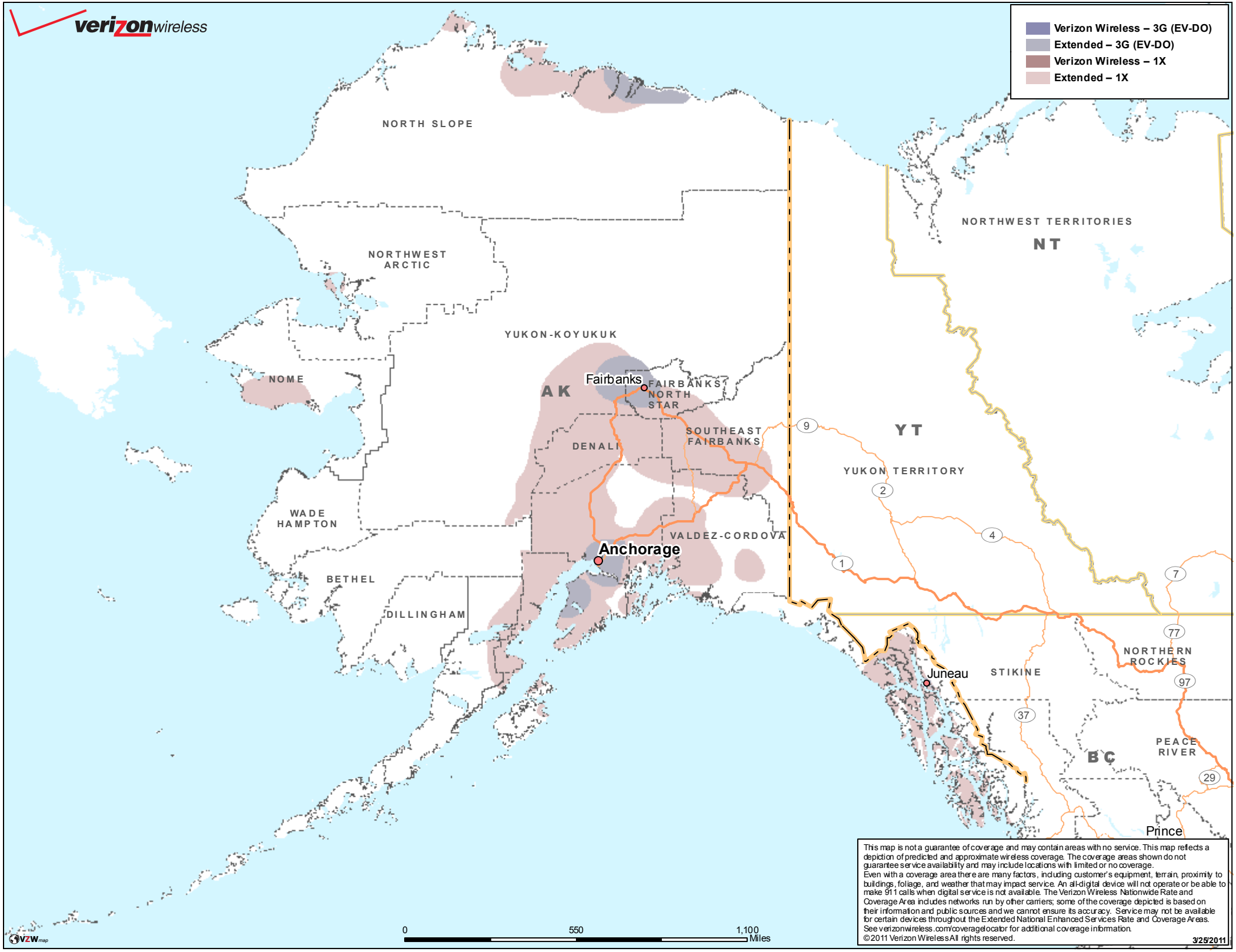
verizon wireless
Verizon Wireless – 3G (EV-DO)
Extended – 3G (EV-DO)
Verizon Wireless – 1X
Extended – 1X
NORTH SLOPE
NORTHWEST ARCTIC
YUKON-KOYUKUK
NOME
AK
Fairbanks
FAIRBANKS NORTH STAR
SOUTHEAST FAIRBANKS
DENALI
WADE HAMPTON
VALDEZ-CORDOVA
Anchorage
BETHEL
DILLINGHAM
NORTHWEST TERRITORIES
NT
YT
YUKON TERRITORY
9
2
4
1
7
77
97
37
29
NORTHERN ROCKIES
Juneau
STIKINE
BC
PEACE RIVER
Prince
0
550
1,100
Miles
This map is not a guarantee of coverage and may contain areas with no service. This map reflects a depiction of predicted and approximate wireless coverage. The coverage areas shown do not guarantee service availability and may include locations with limited or no coverage.
Even with a coverage area there are many factors, including customer's equipment, terrain, proximity to buildings, foliage, and weather that may impact service. An all-digital device will not operate or be able to make 911 calls when digital service is not available. The Verizon Wireless Nationwide Rate and Coverage Area includes networks run by other carriers; some of the coverage depicted is based on their information and public sources and we cannot ensure its accuracy. Service may not be available for certain devices throughout the Extended National Enhanced Services Rate and Coverage Areas.
See verizonwireless.com/coveragelocator for additional coverage information.
©2011 Verizon Wireless All rights reserved.
3/25/2011
VZW map

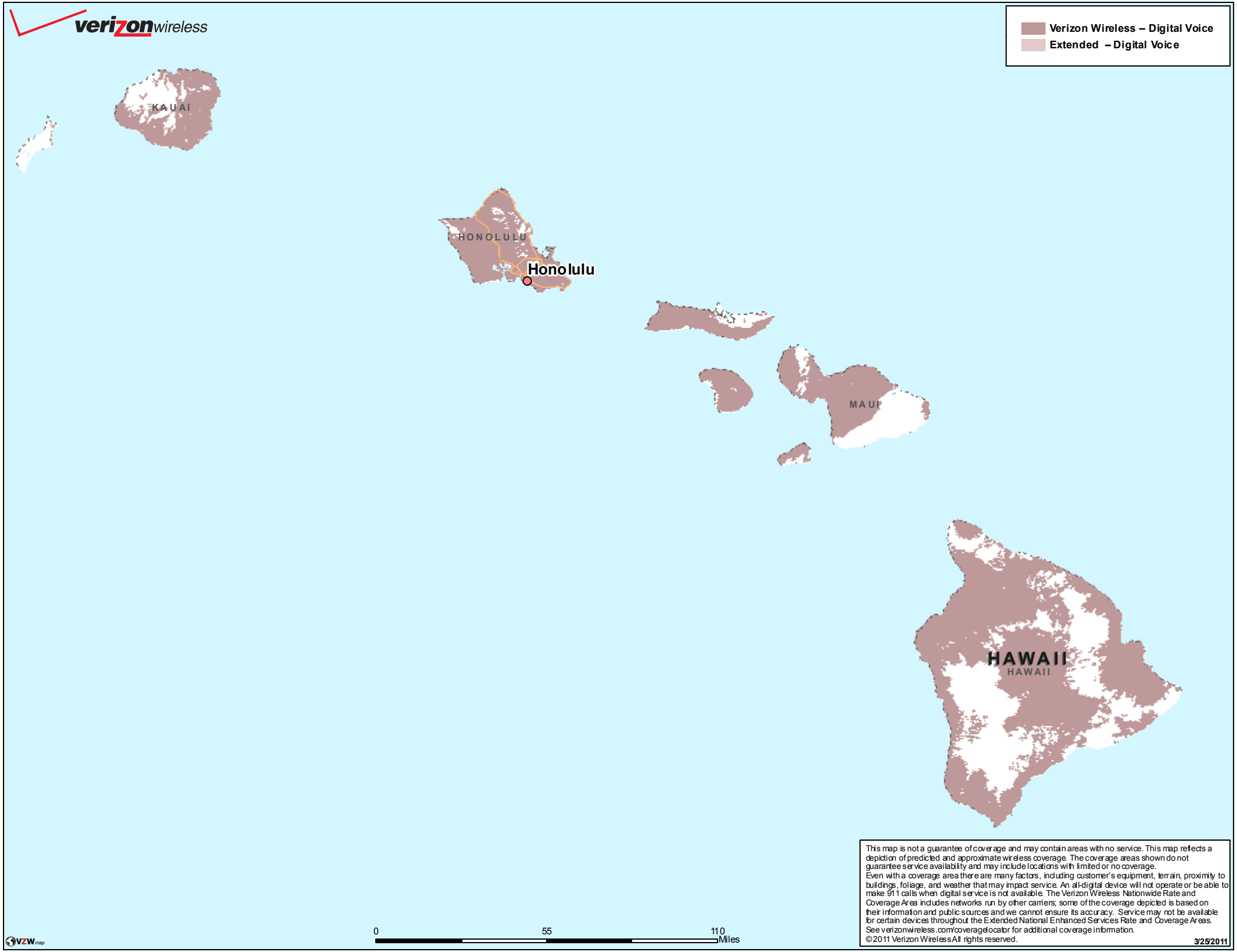
verizon wireless
Verizon Wireless – Digital Voice
Extended – Digital Voice
KAUAI
HONOLULU
Honolulu
MAUI
HAWAII
HAWAII
0
55
110
Miles
VZW map
This map is not a guarantee of coverage and may contain areas with no service. This map reflects a depiction of predicted and approximate wireless coverage. The coverage areas shown do not guarantee service availability and may include locations with limited or no coverage.
Even with a coverage area there are many factors, including customer's equipment, terrain, proximity to buildings, foliage, and weather that may impact service. An all-digital device will not operate or be able to make 911 calls when digital service is not available. The Verizon Wireless Nationwide Rate and Coverage Area includes networks run by other carriers; some of the coverage depicted is based on their information and public sources and we cannot ensure its accuracy. Service may not be available for certain devices throughout the Extended National Enhanced Services Rate and Coverage Areas.
See verizonwireless.com/coveragelocator for additional coverage information.
©2011 Verizon Wireless All rights reserved.
3/25/2011

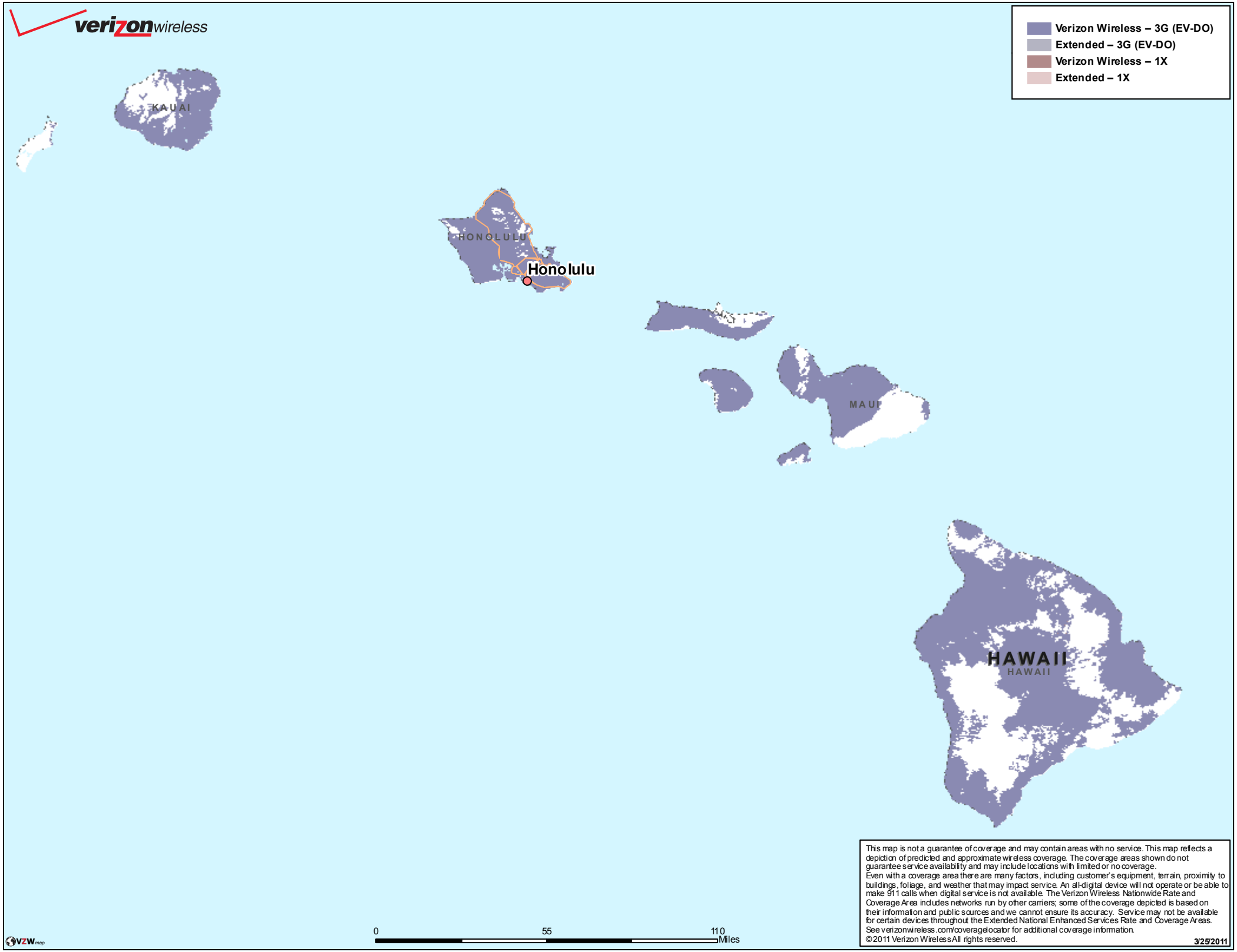
verizon wireless
Verizon Wireless – 3G (EV-DO)
Extended – 3G (EV-DO)
Verizon Wireless – 1X
Extended – 1X
KAUAI
HONOLULU
Honolulu
MAUI
HAWAII
HAWAII
0
55
110
Miles
VZW map
This map is not a guarantee of coverage and may contain areas with no service. This map reflects a depiction of predicted and approximate wireless coverage. The coverage areas shown do not guarantee service availability and may include locations with limited or no coverage.
Even with a coverage area there are many factors, including customer's equipment, terrain, proximity to buildings, foliage, and weather that may impact service. An all-digital device will not operate or be able to make 911 calls when digital service is not available. The Verizon Wireless Nationwide Rate and Coverage Area includes networks run by other carriers; some of the coverage depicted is based on their information and public sources and we cannot ensure its accuracy. Service may not be available for certain devices throughout the Extended National Enhanced Services Rate and Coverage Areas.
See verizonwireless.com/coveragelocator for additional coverage information.
©2011 Verizon Wireless All rights reserved.
3/25/2011

verizonwireless

Verizon Wireless – Digital Voice
Extended – Digital Voice

0 20 40 Miles

This map is not a guarantee of coverage and may contain areas with no service. This map reflects a depiction of predicted and approximate wireless coverage. The coverage areas shown do not guarantee service availability and may include locations with limited or no coverage.
Even with a coverage area there are many factors, including customer's equipment, terrain, proximity to buildings, foliage, and weather that may impact service. An all-digital device will not operate or be able to make 911 calls when digital service is not available. The Verizon Wireless Nationwide Rate and Coverage Area includes networks run by other carriers; some of the coverage depicted is based on their information and public sources and we cannot ensure its accuracy. Service may not be available for certain devices throughout the Extended National Enhanced Services Rate and Coverage Areas. See verizonwireless.com/coveragelocator for additional coverage information.
©2011 Verizon Wireless All rights reserved.

3/25/2011

VZW map

verizon wireless

- Verizon Wireless – 3G (EV-DO)
- Extended – 3G (EV-DO)
- Verizon Wireless – 1X
- Extended – 1X

0 20 40 Miles

This map is not a guarantee of coverage and may contain areas with no service. This map reflects a depiction of predicted and approximate wireless coverage. The coverage areas shown do not guarantee service availability and may include locations with limited or no coverage.
Even with a coverage area there are many factors, including customer's equipment, terrain, proximity to buildings, foliage, and weather that may impact service. An all-digital device will not operate or be able to make 911 calls when digital service is not available. The Verizon Wireless Nationwide Rate and Coverage Area includes networks run by other carriers; some of the coverage depicted is based on their information and public sources and we cannot ensure its accuracy. Service may not be available for certain devices throughout the Extended National Enhanced Services Rate and Coverage Areas. See verizonwireless.com/coveragelocator for additional coverage information.

©2011 Verizon Wireless All rights reserved.

3/25/2011

VZW map

Corporate Equipment Matrix - 2nd Quarter 2011 FEATURE & 3G MULTIMEDIA PHONES

Effective: April 1, 2011 - June 30, 2011

Manufacturer	Casio		LG				Motorola
	G'zOne Brigade	**G'zOne Ravine**	**Cosmos Touch VN270**	**Octane VN530**	**Cosmos VN250**	**Accolade VX5600**	**V860 Barrage**
Mobile Web Capable	Yes	Yes	Yes	Yes	Yes	Yes	Yes
Two way SMS	Yes	Yes	Yes	Yes	Yes	Yes	Yes
EMS Capable	Yes	Yes	Yes	Yes	Yes	Yes	Yes
EV-DO compatible	Yes	Yes	Yes	Yes	Yes (Rev. 0)	Yes (Rev. 0)	Yes
Tri-Mode or All Digital	All Digital	All Digital	All-Digital	All-Digital	All-Digital	All-Digital	All Digital
Color Display	Yes	Yes	Yes	Yes	Yes	Yes	Yes
Media Center	Yes	Yes	Yes	Yes	Yes	Yes	Yes
MP3 Capable	Yes	Yes	No	No	No	No	Yes
Battery usage time	360 min	300 min	360 min	380 min	360 min	460 min	383 min
Battery standby	90 hrs	80 hrs	480 hrs	340 hrs	576 hrs	679 hrs	534 hrs
Weight	6.0 oz	4.6 oz	4.37 oz.	4.5 oz.	4.4 oz.	3.0 oz	4.20 oz
Display	2.9"	2.2"	2.8"	2.6"	2.0"	1.76"	2.2"
Memory locations	500	500	1000	1000	1000	1000	1000
Voice-activated dialing	Yes	Yes	Yes	Yes	Yes	Yes	Yes
Speakerphone	Yes	Yes	Yes	Yes	Yes	Yes	Yes
Color faceplates available	No	No	No	No	No	No	No
Optional Headset available for phone	Yes (Bluetooth Stereo)	Yes (Bluetooth Stereo)	Yes (Bluetooth)	Yes (Bluetooth)	Yes (Bluetooth)	Yes (Bluetooth)	Yes (Bluetooth Stereo)

Note: Does not include "While Supplies Last" inventory

Corporate Equipment Matrix - 2nd Quarter 2011 FEATURE & 3G MULTIMEDIA PHONES (continued)

Effective: April 1, 2011 - June 30, 2011

Manufacturer	Pantech		Samsung					Verizon Wireless
	Crux CDM8999	**Jest TXT8040VW**	**Zeal SCH-U750**	**Gusto SCH-u630**	**Haven SCH-u320**	**Intensity II**	**Convoy**	**Salute**
Mobile Web Capable	Yes	Yes	Yes	Yes	Yes	Yes	Yes	Yes
Two way SMS	Yes	Yes	Yes	Yes	Yes	Yes	Yes	Yes
EMS Capable	Yes	Yes	Yes	Yes	Yes	Yes	Yes	Yes
EV-DO compatible	Yes	Yes	Yes (Rev. 0)	Yes (Rev. 0)	Yes (Rev. 0)	No	Yes	Yes (Rev. 0)
Tri-Mode or All Digital	All Digital	All Digital	All Digital	All Digital	All Digital	All Digital	All Digital	All Digital
Color Display	Yes	Yes	Yes	Yes	Yes	Yes	Yes	Yes
Media Center	Yes	Yes	Yes	Yes	Yes	Yes	Yes	Yes
MP3 Capable	Yes	Yes	Yes	Yes	Yes	Yes	Yes	Yes
Battery usage time	312 min	276 min	300 min	420 min	300 min	300 min	300 min	240 min
Battery standby	324 hrs	358 hrs	336 hrs	350 hrs	336 hrs	300 hrs	537 hrs	220 hrs
Weight	4.10 oz	4.10 oz	4.34 oz	3.27 oz	3.49 oz	4.10 oz	3.88 oz	3.95 oz
Display	3.0"	2.6"	2.6"	2.0"	2.2"	2.2"	2.2"	2.4"
Memory locations	1000	1000	1000	1000	500	1000	1000	1000
Voice-activated dialing	Yes	Yes	Yes	Yes	Yes	Yes	Yes	Yes
Speakerphone	Yes	Yes	Yes	Yes	Yes	Yes	Yes	Yes
Color faceplates available	No	No	No	No	No	Yes	No	No
Optional Headset available for phone	Yes (Bluetooth)	Yes (Bluetooth)	Yes (Bluetooth)	Yes (Bluetooth)	Yes (Bluetooth not available)	Yes	Yes (Bluetooth Stereo)	Yes (Bluetooth)

Note: Does not include "While Supplies Last" inventory

Corporate Equipment Matrix - 2nd Quarter 2011 - 3G & 4G SMARTPHONES/DATA DEVICES

Effective: April 1, 2011 - June 30, 2011

Manufacturer	HTC	LG				Motorola				Palm
Phone Model	ThunderBolt ADR6400	VL 600 4G USB Modem	Vortex VS660	Ally VS740	Fathom VS750	DROID Pro	DROID 2 Global A956	Citrus WX445	DROID X	Palm Pre 2
Wi-Fi Capable	Yes	No	Yes	Yes	Yes	Yes	Yes	Yes	Yes	Yes
Web Capable	Yes	N/A	Yes	Yes	Yes	Yes	Yes	Yes	Yes	Yes
Two way SMS	Yes	Yes	Yes	Yes	Yes	Yes	Yes	Yes	Yes	Yes
EMS Capable	Yes	No	Yes	Yes	Yes	Yes	Yes	Yes	Yes	Yes
LTE Compatible	Yes	Yes	No	No	No	No	No	No	No	No
EV-DO Compatible	Yes	Yes	Yes	Yes	Yes	Yes	Yes	Yes	Yes	Yes
Tri-Mode or All Digital	All Digital	All Digital	All Digital	All Digital	All Digital Quad Band	All Digital Quad Band	All Digital Quad Band	All Digital	All Digital	All Digital
Color Display	Yes	N/A	Yes	Yes	Yes	Yes	Yes	Yes	Yes	Yes
Media Center	Yes	N/A	Yes	Yes	Yes	Yes	Yes	Yes	Yes	Yes
Battery usage time	380 min	Device Dependant	450 min	450 min	420 min	390 min	500 min	380 min	480 min	330 min
Battery standby	330 hrs	Device Dependant	500 hrs	500 hrs	475 hrs	330 hrs	230 hrs	300 hrs	220 hrs	350 hrs
Weight	6.21 oz	1.76 oz	4.44 oz	5.57 oz	5.36 oz	4.73 oz	4.73 oz	3.88 oz	5.47 oz	5.10 oz
Display	4.3"	N/A	3.2"	3.2"	3.2"	3.1"	3.7"	3.0"	4.3"	3.1"
Software version	Android 2.2	N/A	Android 2.2	Android 2.1	Windows Mobile	Android 2.2	Android 2.2	Android 2.1	Android 2.1	Palm webOS 2.0.1 Build 100
Memory locations	Dependant upon available memory	N/A	Dependent upon optional removable memory	Dependent upon optional removable memory	Dependent upon internal memory	Virtually limitless (only constraint - on-board 2GB memory)	Virtually limitless (only constraint - on-board 8GB memory)	Dependent upon optional removable memory	Dependent upon optional removable memory	Dependent upon available memory
Voice-activated dialing	Yes	N/A	Yes	Yes	Yes	Yes	Yes	Yes	Yes	No
Speakerphone	Yes	N/A	Yes	Yes	Yes	Yes	Yes	Yes	Yes	Yes
Optional Headset available for phone	Yes (Bluetooth Stereo)	No	Yes (Bluetooth Stereo)	Yes (Bluetooth Stereo)	Yes (Bluetooth Stereo)	Yes (Bluetooth Stereo)	Yes (Bluetooth Stereo)	Yes (Bluetooth Stereo)	Yes (Bluetooth Stereo)	Yes (Bluetooth Stereo)

Note: Does not include "While Supplies Last" inventory

Corporate Equipment Matrix - 2nd Quarter Quarter 2011 - 3G & 4G SMARTPHONES/DATA DEVICES (continued)

Effective: April 1, 2011 - June 30, 2011

Manufacturer	Pantech	Research in Motion	Samsung			Verizon Wireless				
Phone Model	**UML 290 4G USB Modem**	**BlackBerry Curve 3G 9330**	**4G LTE Mobile Hotspot SCH-LC11**	**Continuum SCH-I400**	**Fascinate SCH-I500**	**USB551L 4G Modem**	**UMW190** (Global USB Modem)	**Escapade**	**PC770 2-in-1 Mobile Broadband Card**	**Five Spot Global Ready 3G Mobile Hotspot**
Wi-Fi Capable	No	Yes	Yes	Yes	Yes	No	No	No	No	Yes
Web Capable	N/A	Yes	N/A	Yes	Yes	N/A	N/A	Yes	Yes	Yes
Two way SMS	Yes	Yes	N/A	Yes	Yes	Yes	Yes	Yes	Yes	Yes
EMS Capable	No	Yes	N/A	Yes	Yes	No	No	Yes	No	No
LTE Compatible	Yes	No	Yes	No	No	Yes	No	No	No	No
EV-DO Compatible	Yes	Yes	Yes	Yes	Yes	Yes	Yes	Yes	Yes - Rev A	Yes - Rev A + WiFi
Tri-Mode or All Digital	All Digital	All Digital	All Digital	All Digital	All Digital	All Digital	All Digital (CDMA & GSM)	All Digital (CDMA & GSM)	All Digital	Quad Band
Color Display	N/A	Yes	N/A	Yes	Yes	N/A	N/A	Yes	N/A	N/A
Media Center	No	No	N/A	No	No	No	No	Yes	No	No
Battery usage time	Device Based	270 min	216 min	420 min	420 min	Device Based	Device Based	226 min	Device Based	240 min
Battery standby	Device Based	252 hrs	9 hrs	312 hrs	312 hrs	Device Based	Device Based	316 hrs	Device Based	100 hrs
Weight	1.80 oz	3.70 oz	2.70 oz	4.41 oz	4.16 oz	1.23 oz	1.40 oz	3.40 oz	1.65 oz.	2.82 oz
Display	N/A	2.5"	N/A	3.4"	4.0"	N/A	N/A	2.0"	5 line (Software)	N/A
Software version	N/A	5.0.0	SCH-LC11.EB06	i500.DH12	i500.DH12	N/A	N/A	N/A	N/A	N/A
Memory locations	N/A	Unlimited	N/A	Dependant upon available memory	Dependant upon available memory	N/A	N/A	500	N/A	N/A
Voice-activated dialing	N/A	Yes	N/A	Yes	Yes	N/A	N/A	Yes	N/A	N/A
Speakerphone	N/A	Yes	N/A	Yes	Yes	N/A	N/A	Yes	No	No
Optional Headset available for phone	No	Yes (Bluetooth Stereo)	N/A	Yes (Bluetooth Stereo)	Yes (Bluetooth Stereo)	No	No	Yes (Bluetooth Stereo)	No	No

Note: Does not include "While Supplies Last" inventory

iPhone 4
Now working here.

iPhone 4 is more powerful, easier to use and more indispensable than ever. Combined with the new features in iOS 4 – including multitasking, enhanced security, better integration and new device management capabilities – iPhone is even better for business.

FaceTime
iPhone 4 makes video calling a reality. With just a tap, place a video call with your co-workers and colleagues – iPhone 4 to iPhone 4 over Wi-Fi.

Retina display
It's the sharpest, most vibrant, highest-resolution phone screen ever. With four times the pixel count of the previous iPhone, images and text are amazingly crisp.

Multitasking
Run your business apps and switch between them instantly without sacrificing performance or battery life.[1]

Mail
Mail on iPhone is more powerful than ever. View email from all your accounts together in the new unified inbox, or access each inbox separately and switch between them with a few taps.

Folders
Keep your apps organized and declutter your Home screen. You can easily find and launch your favourite apps with a couple of taps. And iPhone automatically assigns a folder name based on the category of apps inside it.

Apps
Thousands of third-party iPhone apps have been designed to make your business more productive. Manage your sales pipeline, tap into your accounting system or even attend a web conference. With so many tools to choose from – and the ability to create custom apps for your enterprise – iPhone makes it easy to get work done anywhere.

Integration
iPhone connects to Microsoft Exchange, so your business email, calendar and contacts are always up to date. Support for SSL VPN enables secure access to Juniper and Cisco VPN servers via third-party apps on the App Store. And iOS 4 now supports multiple Exchange ActiveSync accounts and works with Exchange Server 2010.

Security
Security enhancements further protect email messages and attachments using the unique device passcode as an encryption key. And developers can incorporate new data protection APIs to protect custom and commercial apps so that business-critical information is protected if a device is compromised.

Deployment
iPhone provides flexible deployment options, including support for Mobile Device Management so you can wirelessly configure settings, monitor compliance and wipe or lock managed iPhone devices. You can also securely host and wirelessly distribute new and updated versions of your in-house apps – no need for users to connect to their computers.

iPhone 4 technical specifications

Display
3.5-inch (diagonal) widescreen Multi-Touch display

Resolution
960-by-640-pixel resolution at 326 ppi

Storage
16GB or 32GB flash drive[2]

Cellular
CDMA EV-DO Rev. A (800, 1900 MHz)

Wireless data
CDMA EV-DO Rev. A (800, 1900 MHz), Wi-Fi 802.11b/g/n (802.11n 2.4GHz only), Bluetooth 2.1 + EDR wireless technology

GPS
Assisted GPS

Camera
5 megapixels

Battery
Built-in rechargeable lithium-ion battery[3]

Talk time
Up to 7 hours on 3G.

Standby time
Up to 300 hours[3]

Internet use
Up to 6 hours on 3G,[3] up to 10 hours on Wi-Fi[3]

Video playback
Up to 10 hours[3]

Audio playback
Up to 40 hours[3]

Dimensions
115.2 mm by 58.6 mm by 9.3 mm[4]

Weight
137 grams[4]

In the box
iPhone 4, Apple earphones with remote and mic, Dock Connector to USB cable, USB Power Adapter, documentation

Input and output
30-pin dock connector, 3.5-mm stereo headphone minijack, built-in speaker, built-in microphone.

Video
Video formats supported: H.264 video up to 720p, 30 frames per second, Main Profile level 3.1 with AAC-LC audio up to 160 Kbps per channel, 48kHz, stereo audio in .m4v, .mp4, and .mov file formats; MPEG-4 video, up to 2.5 Mbps, 640 by 480 pixels, 30 frames per second, Simple Profile with AAC-LC audio up to 160 Kbps per channel, 48kHz, stereo audio in .m4v, .mp4, and .mov file formats; Motion JPEG (M-JPEG) up to 35 Mbps, 1280 by 720 pixels, 30 frames per second, audio in ulaw, PCM stereo audio in .avi file format

Mac system requirements
Mac computer with USB 2.0 port, Mac OS X 10.5.8 or later, iTunes 10.1 or later, iTunes Store account, Internet access

Windows system requirements
PC with USB 2.0 port, Windows Vista or Windows XP Home or Professional with Service Pack 2 or later; iTunes 10.1 or later, iTunes Store account, Internet access

For a complete set of iPhone 4 technical specifications, go to **www.apple.com/iphone/specs.html.**

Please contact your Verizon Wireless business specialist for additional information on products, pricing and services.

1. Multitasking is not available with all apps. Some applications are not available in all areas. Application availability and pricing are subject to change. 2. 1GB = 1 billion bytes; actual formatted capacity less. 3. All battery claims depend on network configuration and many other factors; actual results will vary. Rechargeable batteries have a limited number of charge cycles and may eventually need to be replaced by an Apple service provider. See www.apple.com/batteries for more information. For more details of iPhone performance tests for talk time, standby time, Internet use over 3G, Internet use over Wi-Fi, video playback and audio playback, see www.apple.com/iphone/battery.html. 4. Actual size and weight vary by configuration and manufacturing process. TM and © 2010 Apple Inc. All rights reserved. © 2011 Verizon Wireless.

0111-D1984

Top

Verizon Wireless
National Accessory Matrix - Current Accessories
Effective 3/9/11

Works With	Product Description	Model Number	Warranty
Universal Accessories - Corded Headsets & Adapters			
Universal Accessories - Bluetooth Standard Headsets			
Universal Accessories - Bluetooth OTHER Products			
Universal Accessories - Cases			
Universal Accessories - Other			
Universal Accessories - Memory Products			
Universal Power Supplies & USB Cables			
Network Devices - Femtocell			
Universal Netbook Accessories			
HP 3098NR 10.1" Screen			
HP 2010NR 11.6" Screen			
Dell Vostro V13 (Internal Battery)			
Tablet Accessories			
Apple Common Accessories			
Apple iPad Accessories			
Apple iPad 2 Accessories			
Apple iPhone 4 Accessories			
LG "Accolade" VX5600 (BT) (Common Micro USB) Accessories - 2.5 SHS			
LG "COSMOS" VN250 (BT) MicroSD 16GB (Common Micro USB) Accessories - 2.5 SHS			
LG "Cosmos Touch" VN270 (BT Stereo) MicroSD 16GB Common Micro USB Accessories - 2.5 SHS			
LG "OCTANE" VN530 (BT Stereo) MicroSD 16GB Common Micro USB Accessories - 2.5 SHS			
LG Vortex VS660 (BT STEREO) MicroSD 32 GB (Common Micro USB) Accessories - 3.5mm SHS			
LG "Ally" VS740 (BT Stereo) MicroSD 16GB (Common Micro USB) Accessories - 3.5 SHS			
Motorola MICRO USB Accessories			
Motorola WX445 "Citrus" (BT Stereo) MicroSD 32GB (Common Micro USB) Accessories - 3.5mm SHS			
Motorola "Barrage" V860 (BT Stereo) Micro SD 8GB Common Micro USB Accessories - 2.5mm 5 Pole			
Motorola "DROID 2" A955 / "DROID 2 Global" A956 (BT Stereo) Micro SD 32GB Common Micro USB Accessories - 3.5mm SHS			
Motorola "DROID X" MB810 (BT Stereo) Micro SD 32GB Common Micro USB Accessories - 3.5mm SHS			
Motorola XT610 "DROID PRO" (BT Stereo) MicroSD 32GB (Common Micro USB) Accessories - 3.5mm SHS			
Motorola "XOOM" MZ600 Tablet			
Novatel "MiFi" 2200 (MICRO USB ACCESSORIES)			
Palm Pre & Pixi Common Accessories			
Palm "Pre 2" (BT STEREO) Common Micro USB Accessories - 3.5 SHS			
PCD Common Accessories (210/215/300/820), 8030/8950/8975/8990 & Blitz			
PCD 8990 Escapade (BT) (Common Coupe Port Accessories) - 2.5mm HS			
PCD "Jest" 8040 (BT Stereo) MicroSD 16G Common Micro USB Accessories - 2.5mm SHS			
PCD "Crux" 8999 (BT Stereo) MicroSD 16G Common Micro USB Accessories - 3.5mm SHS			
PCD C741 "Brigade" (BT STEREO) 5-pole audio, unique power connector			
PCD C751 "Ravine" (BT STEREO) Common Micro USB Accessories - 2.5mm 5-pole			
PCD/Casio"Commando" C771 (BT STEREO) Common Micro USB Accessories - 3.5mm SHS			
PCD/HTC "ThunderBolt LTE" (BT STEREO) Common Micro USB Accessories - 3.5mm SHS			
PCD FT2260 Terminal			
RIM Black Berry 6750/7250/7750/7130/ 8130 / 8230 / 8330 /8530/8703/8830/9550/9630/Storm Accessories			
RIM 8530/9330 Curve (BT STEREO) MicroSD 16GB Common Micro USB Accessories -3.5MM 4 pole			
RIM Tour/Bold 9630 (BT Stereo) MicroSD 16GB - Common Micro USB Accessories - 3.5mm 4 Pole			
Samsung Common 20 Port Connection (U310/U430/U450/U470/U650/U700/i770/U810/U900/i910/U940)			
Samsung U640 "Convoy" (BT Stereo) MicroSD 8GB Common 20 Port Accessories - 2.5mm SHS 5 Pole			
Samsung "Haven" U320 Common Micro USB Accessories - 2.5 HS			
Samsung "Gusto" U360 (BT) Common Micro USB Accessories - 2.5 HS			
Samsung "Intensity II" U460 (BT Stereo) MicroSD 16G Common Micro USB Accessories - 2.5mm SHS			
Samsung SCH-i400 "Continuum" (BT Stereo) MicroSD 32GB (Common Micro USB) Accessories - 3.5mm SHS			
Samsung i500 "Fascinate" (BT Stereo) MicroSD 32GB - Common Micro USB Accessories - 3.5mm 4 Pole			

Samsung "Galaxy Tab" SCHI800 Unique 30 PIN Connector

Verizon Wireless "Salute" ZTE F350 (Common MicroUSB Accessories) - 2.5mm

Verizon Wireless "Five Spot" ZTE AC30 (Common Mini USB Accessories)

Antenna Products

Universal Accessories - Corded Headsets & Adapters

			Last Updated =	
Standard Corded Headsets 2.5mm				
	All 2.5MM	Jabra Ear Bud w/2.5 Jack - Include Call / Answer / End feature **(Black) - No Adapter Included**	JABSBUDBLK	90 Days
	All 3.5MM	Samsin Ear Bud w/3.5 Jack - Include Call / Answer / End feature **(Black)** - **No Adapter Included**	VZWBUDT35	90 Days
	All 3.5MM	Samsin ECO Disk Ear Bud w/3.5 Jack - Include Call / Answer / End feature - **No Adapter Included**	ECOBUDT35	90 Days
	All 2.5 & 3.5MM	Headset - Earbud with ***Flex Grip*** **& Call Answer End feature (3.5mm female to 2.5mm male included)**	MX200CAET35	1 Year
	All 2.5 & 3.5MM	**Jabra EarWave w/3.5 Jack (Boom) w/Call Answer End feature and Wind Mic (W/Mute) - INCLUDES 2.5 Adapter**	JABBUZWAVT35	1 Year
	All 2.5 & 3.5MM	**Jabra EarWave w/3.5 Jack (Boom) w/Call Answer End feature and Wind Mic (W/Mute) - INCLUDES 2.5 Adapter**	JABWAVET35	1 Year
	All 2.5 & 3.5MM	Headset - Earbud with ***Flex Grip and Mini Boom Microphone*** w/Call Answer End Feature **(Includes 3.5mm to 2.5mm in box)**	PLANFLXBOMT35	1 Year
	All 2.5 & 3.5MM	Headset (Over Head or Over Ear w/Boom Mic) (Noise Cancel/Vol & Mute/Hearing aid Compatible) **(3.5mm female to 2.5mm male incl.)**	M175RT35	1 Year
	All 2.5MM	Hearing Aid Neck loop 2.5mm (Volume Control, Hearing Aid Coil Compatible - includes 2 AAA batteries)	HEARAIDLOOP	1 Year
	All 2.5MM	Headset Amplifier for Hearing Impaired persons	VZWHSAMP	90 Days
	All 2.5MM w/ 5-pole	PTT Earbud - for PTT Devices with 2.5MM and 5-pole audio connector	PTTMONOHDST1	90 Days
	All 2.5MM w/ 5-pole	PTT Stereo Headset - for PTT Devices with 2.5MM and 5-pole audio connector	PTTSTEREOHDST	90 Days
	All 2.5MM w/ 5-pole	PTT Surveillence Earbud - for PTT Devices with 2.5MM and 5-pole audio connector	PTTSURVHDST	90 Days
Stereo Corded Headsets 2.5mm & 3.5mm				
	All 2.5MM Stereo	On Ear - VZW Ear Bud STEREO Headset - 3.5 VZW Stereo connector w/CAE feature (BLACK COLOR) **Includes 2.5MM Adapter**	VZWBUDSHST35	90 Days
	All 3.5mm Stereo	In Ear - Wicked **"Metallics"** Univ Stereo headset - 3.5mm connector ONLY (Black)	WICMETBT35	90 Days
	All 3.5mm Stereo	In Ear - Wicked **"Metallics"** Univ Stereo headset - 3.5mm connector ONLY (BLUE)	WICMETBUT35	90 Days
	All 3.5mm Stereo	On Ear - **"Ecoustic" ECO DISK** STEREO Headset - **3.5** VZW Stereo connector w/CAE feature	DIGEDISKSHST35	90 Days
	All 3.5mm Stereo	In Ear - Wicked **"JAWBREAKERS"** Univ Stereo headset - 3.5mm connector ONLY (**Black**)	WICJAWBT35	90 Days
	All 3.5mm Stereo	In Ear - Skull Candy **"SMOKIN BUDS"** Univ Stereo headset - 3.5mm connector ONLY (**Black**)	SKULSMOKBT35	90 Days
	All 3.5mm Stereo	In Ear - Skull Candy **"SMOKIN BUDS"** Univ Stereo headset - 3.5mm connector ONLY (**Pink**)	SKULSMOKPT35	90 Days
	All 3.5mm Stereo	In Ear - Pure Gear **"Pure Beats"** Univ Stereo headset - 3.5mm connector ONLY (Black) - **FLAT CORD**	PUREBEATS	90 Days
	All 3.5mm Stereo	Over Ear - Skull Candy **"Low-Rider"** Univ Stereo headset - 3.5mm connector ONLY (Black)	SKULOWRDR	90 Days
	All 3.5mm Stereo	In Ear - Skull Candy **"50/50"** Black Stereo Univ Stereo headset - 3.5mm connector ONLY (Black) *****APPLE IN LINE CONTROLS*****	SKUL5050BLK	90 Days
	All 3.5mm Stereo	In Ear - **"Ecoustic" ECO DOG** STEREO Headset - **3.5** VZW Stereo connector w/CAE feature	DIGEDOGSHST35	90 Days
	All 3.5mm Stereo	In Ear - **"Ecoustic" ECO DOG** STEREO Headset - **3.5** VZW Stereo connector w/CAE feature **(INCLUDES 2.5MM ADAPTER)**	DIGEDOGSHST35A	90 Days
	All 3.5mm Stereo	BOSE MIE2 3.5mm headset (Inline MIC) INCLUDES FREE 3.5MM to 2.5MM ADAPTER, S,M,L StayHear Tips and orig. tips	326223-0020	1 Year
	All 3.5mm Stereo	BOSE MIE2i 3.5mm headset (Inline MIC) INCLUDES FREE 3.5MM to 2.5MM ADAPTER - **Enhanced controls for Apple**	326223-0080	1 Year
	All 3.5mm Stereo	Beats by Dr. Dre - Monster iBeats in-ear headphones (Black and Chrome) - Inline mic with controller (Enhanced controls for Apple)	129633-01	1 Year
	All 3.5mm Stereo	Beats by Dr. Dre - Monster Solo Over the Ear headphones (Soft Touch Black) - Inline mic with controller (Enhanced controls for Apple)	129424-00	1 Year
Stereo Adapters & Cables - VZW 2.5mm to other				
	2.5 female to 3.5 male	3.5 MM Adapter - Converts Any 2.5mm connector to 3.5MM (Female 2.5 to male 3.5)	SHA25-1	90 Days
	To 3.5 female	2.5 MM Adapter - Converts Any 3.5mm connector to 2.5MM **(Female 3.5 to male 2.5 - Speakers, Headset & Etc)**	SHA35-1	90 Days
	To 3.5 male	2.5 & 3.5 MM Adapter - Connect Any 2.5mm or 3.5mm connectory to 3.5MM MALE Jack - 3 Feet Long **(Plug your phone into your car ste**	SHS25-35MLAPT1	90 Days
	To RCA	2.5 MM Adapter - Converts Any 2.5mm connrector to RCA Jack - 3 Feet Long (Red for right, White for left audio)	SHS25-35RCA1	90 Days
	Universal	3.5 to 3.5mm male to male cable for music playback in vehicle (Includes mic for calling)	UNIV35T35MIC	90 Days
Speakers				
	VZW Stereo phones	Universal Speaker - Small bowl design (Works wi/2.5 mil Stereo & 3.5 mil Stereo) **(Black & Chrome)**	IMT237VZW	1 Year

Universal Accessories - Bluetooth Standard Headsets

	All BT Phones	**LG 230** (BLUETOOTH) Headset & Micro USB Charger (EAST PAIR) **- Entry Unit**	LBT230Z	1 Year
	All BT Phones	**VZW 4050** (BLUETOOTH) Headset & Micro USB Charger (EAST PAIR) **Black ***ON OFF Button**	**VBT4050**	1 Year
	All BT Phones	**Plantronics 245Z Bluetooth Headset**	PBT245Z	1 Year
	All BT Phones	**Jabra Wave** Bluetooth headset - Behind the ear design with Noise Canceling Mic with DSP (Micro USB Charger) **BLACK**	JBTWAVE	1 Year
	All BT Phones	**Jabra Wave** Bluetooth headset - Behind the ear design with Noise Canceling Mic with DSP (Micro USB Charger) **RED**	JBTWAVRED	1 Year
	All BT Phones	**Motorola H730** Bluetooth headset - Flip open to answer with DSP (Mini USB Charger)	MBT730Z	1 Year
	All BT Phones	**Motorola HX520 - Swivel Boom,** Dual Mic DSP, 12-mph Wind, Adv. Multipoint, Rapid Charge, Voice Prompts, Sftw Upgradable	MBTHX520	1 Year
	All BT Phones	**Plantronics M1100 Savor** Bluetooth Headset ***Tri-Mic, T2S, Listen/Respond Email, **A2DP**, Auto Vol	PBTM1100Z	1 Year
	All BT Phones	**MOTO H17X** Bluetooth Headset "Dual Mic" w/DSP software & flip open mic **(A2DP Feature for music)**	MBT17X	1 Year
	All BT Phones	**Plantronics Voyager Pro PLUS** Bluetooth Headset ***Noise Cancelling & Suppression Mic w/wind smart, **A2DP**	PBTVPROPLUS	1 Year
	All BT Phones	**Jawbone ICON THINKER** Bluetooth Headet - Premium Noise Reduciotn (On/off Switch, Micro USB, one button control & **A2DP**)	JAWICONTHK	1 Year
	All BT Phones	**Jawbone ICON DENIM** Bluetooth Headet - Premium Noise Reduciotn (On/off Switch, Micro USB, one button control & **A2DP**)	JAWICONDEN	1 Year
	All BT Phones	**Jawbone ICON CATCH** Bluetooth Headet - Premium Noise Reduciotn (On/off Switch, Micro USB, one button control & **A2DP**)	JAWICONCAT	1 Year
	All BT Phones	**Motorola Droid Command One -** T2S & S2T**,** Dual Mic, Adv Multipoint, Rapid Charge, Voice Prompts **A2DP**	MBTK6	1 Year
	All BT Phones	**Jawbone ERA Shadowbox** Bluetooth Headet - Noise Assassin (On/off Switch, Micro USB, one button control, **A2DP, Sensors**)	**JAWERABLK**	1 Year
	All BT Phones	**BOSE Bluetooth Headset** - Dual Mic w/Superior noise supression	329205-1110	1 Year

Universal Accessories - Bluetooth OTHER Products

	Stereo BT phones	Stereo Bluetooth Headset - Motorola Behind The Head - Over the Ear (Black)	MBTS305SHS	1 Year
	Stereo BT phones	Stereo Bluetooth Headset - Plantronics Back Beat Behind the Head (Cord) - In Ear	PLANBEATPLUS	1 Year
	Stereo BT phones	Stereo Bluetooth Headset - Jabra Halo "Over the Head & Ear" headset (Ultra thin and foldable)	JBTHALO	1 Year
	Stereo BT phones	**Motorola Droid S10** Stereo Bluetooth Headset - Motorola Behind The Head - Over the Ear (Black)	MBTS10SHS	1 Year
	Stereo BT phones	Stereo Bluetooth Speaker - JBL MOTOROKR EQ7 BT Speaker - Also does HF calling	MBTEQ7	1 Year
	Stereo BT phones	Jawbone JAMBOX - Stereo Bluetooth speaker and HF system	**JAWJAMBOX**	1 Year
	All BT Phones	Portable BT Speaker - T215 Motorola Universal HF Speaker system (Uses car charger to recharge)	MBT215HF	1 Year
	Stereo BT phones	Portable BT Speaker - "DUAL MIC" w/Noise Reduction Univ HF Speaker system & FM Stereo Transmission (Uses car charger to charge)	PBTK100	1 Year
	All BT Phones	**Motorola Droid Roadster** Portable BT Speaker - Motorola Universal HF Speaker system (Uses car charger to recharge)	DRDROADSTRBT	1 Year
	Stereo BT phones	Stereo Bluetooth Gateway	BTGATEWAY	1 Year
	All BT Phones	Blue Tooth HF Kit HF605 (None Charging) - BT STREAMING STEREO ADAPTERS AVAILABLE at extra charge	MOTBT605CK	1 Year

Universal Accessories - Cases

Cases - Mass Device Phones Universal (Standard Universal Pouches)				
	Many Compact Clams	Mass Devices (Compact) - Upright Pouch with gray stitching METAL CLIP (PU)	UNIUPPCH1	1 Year
	Many Mid-sized Phones	Mass Devices - Upright Pouch - Black leather w/Angled Flap METAL CLIP	UNIUPPCH2	1 Year
	Many Mid-sized Phones	Mass Devices (Compact) - Upright Pouch with lines on bottom METAL CLIP (PU)	UNIUPPCH3	1 Year
	Many Mid-sized Phones	Mass Devices - Side Pouch - Side Pouch with Pebbled Look on Flap(PU)	UNISDPCH4	1 Year
	Many Mid-sized Phones	Mass Devices (Compact) - Side Pouch with lines on bottom METAL CLIP (PU)	UNISDPCH1	1 Year
	Many Mid-sized Phones	Mass Devices - Side Pouch - Side Pouch with Band (PU)	UNISDPCH2	1 Year
	Many Mid-sized Phones	Leather Pouch	UNISDPCH5	1 Year
	Many Mid-sized Phones	Mass Devices - Side Pouch - Black Leather w/Suede Lining METAL SWIVEL CLIP (LG Chocolate 3, Venus, enV2, Glyde and similar size de	SUSPCHM6	1 Year
	Clam Shell & Mid sized	Mass Devices- Upright Sleeve- Cream w/ Orange Suide Lining and wrist strap	UNIUPPCHWHT	1 Year
	All	Mass Devices - Upright RUGGED Pouch ** New Design- **(NAVY BLUE)** PLASTIC RUGGED CLIP	RUGBAGNAVY1	1 Year
	All	Mass Devices - Upright RUGGED Pouch ** New Design- **(CHARCOAL)** PLASTIC RUGGED CLIP	RUGBAGDKGRY1	1 Year
	All	Mass Devices - Upright RUGGED Side Pouch - **(Brown Two-Tone Leather/Suede)** METAL SWIVEL CLIP Perfect for the UTS C711/Mot V	RUGSDPCH1	1 Year
	Most mid sized devices	Mass Devices - Side Pouch - **BODY GLOVE BRAND** (Fits most phones) METAL CLIP	BGSDPCH	1 Year
	Most mid sized devices	Mass devices & Compact PDA - Upright Neoprene Pouch - **BODY GLOVE BRANDED** (Fits most phones) METAL CLIP	BGPCHM1	1 Year
Cases - PDA & Larger Universal				
	RIM DEVICES	RIM Devices - Leather Side Pouch for all RIM devices with sleep mode for all	RIMPCHSLP	90 Days
	Many Mid-sized Phones	RIM Devices - Leather Side Pouch for all RIM devices	RIMSDPCH	1 Year
	PDA & EnV	PDA Devices - Side Pouch (LG enV, UTS XV6600/ 6700/6800, Treo 650/700/755, Sam i730, RIM7130) **Black &** Grey METAL CLIP	PDASDPCH3	1 Year
	PDA & EnV	PDA Devices - Side Pouch - Premium Leather & Molded Rubber (Suede Interior / Swivel Leather Clip / Button Snap / Wristlet)	PDASDPCH5	1 Year
	PDA & Droid	PDA Devices - Side Pouch - Leather (Velcro Closure / Stationary Leather Clip)	PDASDPCH6	1 Year
	PDA Devices	PDA Devices - Side Pouch Black Leather w/perforations of top of pouch, Blastic Nylon METAL CLIP	UNIPDASDPCH1	1 Year
	PDA Devices	PDA Devices - Side Pouch Black Leather w/Pebbled Look METAL CLIP	UNIPDASDPCH2	1 Year
	Many Mid-sized Phones	Mass Devices - Side Pouch - Black leather w/ Grey Stiching/ METAL CLIP	UNIPDASDPCH3	1 Year
	Many Large SmartPhone	Large PDA Devices - Side Pouch Black Leather w/criss cross on flap METAL CLIP	**UNILPDASDPCH4**	1 Year
	PDA & EnV	PDA Devices - Upright Pouch - Premium Leather (Suede Interior / Swivel Leather Clip / Button Snap / Wristlet)	PDAPCHBRN1	1 Year
	PDA Devices	PDA Devices - Side Pouch - **BODY GLOVE BRAND** (Fits most phones) Rubber Coating w/Metal Fixed Clip	BGPDASDPCH	1 Year
Cases - Specialty (Universal Pouches)				
	USB Modem	Universal USB Modem Case (Black Leather with side pouch & Carbineer)	USBMODCAS	1 Year
Universal Accessories - Other				
	All	Universal Vehicle Mount - Window Mount (Voice & PDA Devices)	WINDMNT1	90 Days
	All	Universal Combo Mount - Vent & Adhesive Mount (Voice & PDA Devices)	COMBMNT	90 Days
	All	Universal Travel Charger (CLA plugs into adapter)	VPC2AC	90 Days
	RIM8830 / MOT Z6C	Global Support Pack (SIM/Calling Card)	GLOBALPAK	N/A
	A790/A795	SIM Card for global phone (Version One retail packaged)	VZWSIM-1	N/A
nics 100/150 & PLANFLXBOI		Plantronics 100/150 series headsets & PLANFLXBOMT25 - Replacement Pads (5 Pack)	68374-01	N/A
	Jawbone 2 BT HS	Jawbone 2 Replacement Ear Buds (Sm, Md, Lg)	JB2EEB80V3-BL	30 Days
	Jabra earset / Earboom	Jabra Ear Wave (COOLBOOM)- Replacement Gels (4 Pack)	100-2303-08	N/A
	Jawbone BT HS	JAWBONE BT Headset Replacement Ear Hooks (4 Pack)	JAWREPHOOK	N/A
	Universal	Universal Sized Screen Protector - Cut to fit your application (Size 3' Wide & 4.5' High)	UNIV3PKSP1	N/A
	Universal	Universal Sized Anti Glare Screen Protector - Cut to fit your application (Size 3' Wide & 4.5' High)	UNIV3PKASP	N/A
	All USB Modems	Universal USB Modem Cable extender	USBCRDCAB1	N/A
	All USB Modems	Universal USB Modem Cable extender (included inbox with LTE modems)	USBCRDCAB2	N/A
	All	Phone Screen Wipe-2 Pack	MWIPE	N/A
	All	Phone Screen Wipe-2 Pack	MWIPE1	N/A
Universal Accessories - Memory Products				
Memory				
	TF/Micro	Memory Card **(2GB)** Micro Card & Microreader	TADP-2GBG	30 Day V
	TF/Micro & Full size SD	Memory Card **(4GB)** Micro Card w/Full Size SD adapter & Microreader	TADP-4GBG	30 Day V
	TF/Micro & Full size SD	Memory Card **(8GB)** Micro Card w/Full Size SD adapter & Microreader	TADP-8GBG	30 Day V
	TF/Micro & Full size SD	Memory Card **(16GB)** Micro Card w/Full Size SD adapter & Microreader	TADP-16GBG	30 Day V
	TF/Micro & Full size SD	Memory Card **(32GB)** Micro Card w/Full Size SD adapter & Microreader	TADP-32GBG	30 Day V
	Universal	**High Capacity** & Standard Memory Card Reader (Supports micro size memory card ONLY) 32GB card	MICROREADHCG	30 Day V
Universal Power Supplies & USB Cables				
Common Port Units				
	Universal	Bullet VPC with 2 Type-A USB sockets; 2-amp output	BULLETVPC	1 Year
	Universal MICRO USB	Micro USB 2-Amp Dual Output USB VPC - Fixed micro cable w/ USB socket	MICRDUALVPC	1 Year
	Universal MICRO USB	Micro USB 2-Amp Dual Output USB VPC - Fixed micro cable w/ USB socket - New form factor, 9' cord	MICRDUALVPC1	1 Year
	Universal MICRO USB	Micro USB Wall Charger - In Home or Portable Charger	MICUSBTVL1	1 Year
	Universal MICRO USB	**ECO** Micro USB Wall Charger - In Home or Portable Charger	EMICUSBTVL	1 Year
	Universal MICRO USB	**ECO** Micro USB TVL w/Detachable USB Data Cable **"2 PIECE SOLUTION"**	EMICUSBDTVL	1 Year
	Universal MICRO USB	**ECO** Micro USB TVL w/ **Extra Long 9' Detachable USB Data Cable "2 PIECE SOLUTION"**	EMICUSBDTVL9FT	1 Year
	Universal MICRO USB	Micro USB - INTERNATIONAL Charger w/International Plug-Kit (UK, EURO, Australia)	MICUSBINTLTVL	1 Year
	Universal MICRO USB	Micro USB Data Cable (Fits all VZW MICROUSB Units)	MICUSBCAB1	1 Year
	Universal MICRO USB	Eco-Friendly Micro USB Data Cable - 12 inch	EMICRUSBCAB12	1 Year
	Universal MICRO USB	Eco-Friendly Micro USB Data Cable - 1 meter	EMICRUSBCAB1M	1 Year
	Universal MICRO USB	Eco-Friendly Micro USB Data Cable - 2 meter	EMICRUSBCAB2M	1 Year
	Universal MINI USB	MINI USB 2-Amp Dual Output USB VPC - Fixed micro cable w/ USB socket	MINIDUALVPC	1 Year
	Universal MINI USB	Mini USB Wall Charger - In Home or Portable Charger (Fits all VZW MINIUSB Units)	MINIUSBTVL1	1 Year
	Universal MINI USB	Mini USB TVL w/Detachable USB Data Cable **"2 PIECE SOLUTION"**	MINIUSBDTVL	1 Year
	Universal MINI USB	**ECO** Mini USB TVL w/Detachable USB Data Cable **"2 PIECE SOLUTION"**	EMINIUSBDTVL	1 Year
	Universal MINI USB	Mini USB/Micro USB Device Recharger (1800mAh battery inside - includes wall charger) - Excludes the Moto 204	MINIMICCHR	1 Year
	Universal	Universal Portable Power Battery (1420 mAh battery inside, Micro USB and Type A USB output; Use data cable of choice)	MICUNIPWR	1 Year
	Universal MINI USB	Mini USB - INTERNATIONAL Charger w/International Plug-Kit (UK, EURO, Australia)	MINIUSBINTLTVL	1 Year
	Universal MINI USB	Mini USB Data Cable (Fits all VZW MINIUSB Units)	MINIUSBCAB1	1 Year
	LG & PCD	18 PIN USB 2-Amp Dual Output USB VPC - Fixed 18 pin cable w/ USB socket	18PINDUALVPC	1 Year
	LG & PCD	18 PIN USB 2-Amp Dual Output USB VPC - Fixed 18 pin cable w/ USB socket - New form factor, 9' cord	18PINDUALVPC1	1 Year
	LG & PCD	18 PIN Wall Charger - In Home or Portable Charger (Fits all VZW 18 PIN Units) LG Devices and UTS 711	18PINTVL1	1 Year

	Universal	Chargepod - 6-port Charger	VZWCHGPOD	1 Year
	Universal - Inductive	Universal Inductive Charging Pad	**UNIWRLCHG**	1 Year
Network Devices - Femtocell				
	Network Extender	Network Extender - Dual Beacon (In Building Booster) - 1X	SCS-26UC4	1 Year
	Network Extender	Network Extender - Dual Beacon (In Building Booster) - EVDO	SCS-2U01	1 Year
	Network Extender	***In Box*** - Power Supply and Cord	VZNETEXCHG	30 Days
	Network Extender	***In Box -*** Wireless Antenna	VZNETEXWANT	30 Days
	Network Extender	***In Box*** - GPS Antenna	VZNETEXGPSANT	30 Days
	Network Extender	***In Box*** - GPS Antenna Cable	VZNETEXGPSCBL	30 Days
Universal Netbook Accessories				
	All except Prescott	Body Glove Vertical Netbook Sleeve w/ handles	NETBOKCASBG	1 Year
	All except Prescott	Targus City Gear Netbook Bag	NETBOKSCAS	1 Year
	Any PC or Netbook	Targus Wireless Mobile Mouse	NETMOUSE	1 Year
HP 3098NR 10.1" Screen				
	Taylor	6-Cell Extended Battery	XX227AA	1 Year
	1151/1046/1076	40-Watt AC Adapter	WE454AA	1 Year
		Universal Case		
HP 2010NR 11.6" Screen				
	Garnett/HP1037NR	***In Box*** *- A.C. Charger*	VU402AA	1 Year
	Garnett/HP1037NR	In Box - BAT - Standard Lith Ion 6-cell	VS629AA	1 Year
	HP1037NR	HP Netbook Mini Sleeve with handles	WB004AA	1 Year
		Universal Case	**CAS** under Universal Netbook Accessor	
Dell Vostro V13 ***(Internal Battery)***				
	V13	***In Box*** - A.C. Charger	C036H	1 Year
	V13	Case w/ handles	DELLV13CAS	90 Day
Tablet Accessories				
	All Tablets	Griffin Wave Stand (Most)	GC16043	90 Days
	iPad & ZOOM	Stand - Griffin Loop Stand (Works with Hard & Silicone Covers) **ALL TABLETS**	GC16039	
	All Tablets	Stylus Pen - Griffin **ALL TABLETS**	GC16040	
Apple Common Accessories				
	All Apple	2.1 Amp VPC (Coil Cord)	APL21VPCX	1 Year
	All Apple	2.1 Amp VPC (Coil Cord) (PureGear)	36334PUR	1 Year
	All Apple	2.1 Amp VPC (Coil Cord)	GC23090	1 Year
	All Apple	2.1 Amp Wall Charger - 2 piece design (PureGear)	APL21TVLS	1 Year
	All Apple	2.1 Amp Wall Charger - 2 piece design	NA23129	1 Year
	All Apple	6 Foot USB Cable	APL6FTUSB	1 Year
	All Apple	Griffin 10 foot USB Cable	GC17120	
	All Apple	iPad 10W USB Power Adapter	MC359LL/A	
	All Apple	Scosche Sneak PEAK AV Cable for Ipad	IPAV	
	All Apple	Big Stream - Wireless stream video, music and presentations from your device to a monitor or TV using RCA Jacks	**IWCSDBK**	1 Year
	All Apple	Earphones with remote and mic	MB770G/B	1 Year
	All Apple	In-Ear Headphones with remote and mic	MA850G/B	1 Year
Apple iPad Accessories				
	iPad	iPad Dock	MC360ZM/A	
	iPad	iPad Keyboard Dock	MC533LL/B	
	iPad	iPad Camera Connection Kit	* See **MC531ZM/A** under iPad 2 Access	
	iPad	iPad Dock connector to VGA adapter	* See **MC552ZM/A** under iPad 2 Access	
	iPad	APP (Apple Protection Plan)	* See **MC595LL/B** under iPad 2 Access	
	iPad	Folio - Apple Black Scuba	MC361ZM/B	
	iPad	Folio Case - Modeled Case, Black Leather	888-0002	
	iPad	Griffin Folio - Black Leather	GB01988	
	iPad	Leather Sleeve w/Modem pouch (Leather & Nylon)	888-0001	1 Year
	iPad	Display Protection - Anti-Glare Display Protectors (2 Pack)	60-2701-05	30 Days
	iPad	Otterbox Defender Case w/Stand	63-0421-05	
	iPad	Griffin Cinema Seat (In vehicle mount for rear passenger view)	GB01683	
	iPad	Speck Classic Plaid Pink & Grey Shell	IPAD-FTD-A02A020	90 Days
	iPad	Scosche Hard Cover - Clear	028IPDCA	
	iPad	Scosche Hard Cover - Light Blue	028IPDBLA	
	iPad	Scosche Hard Cover - Pink	028IPDPA	
	iPad	HG Silicone Cover - Dark Blue (Diamond)	888-HGSILBLU	
	iPad	HG Silicone Cover - Purple (Diamond)	888-HGSILPRP	
	iPad	HG Silicone Cover - Smoke (Smooth)	888-HGSILSMK	
	iPad	Black Silicone (Griffin)	GB01553	
	iPad	Display Protection - ZAGG Full Body (Back and Front)	87491VRP	
Apple iPad 2 Accessories				
	iPad 2	iPad 2 Dock	**MC940ZM/A**	1 Year
	iPad & iPad 2	iPad Camera Connection Kit	MC531ZM/A	1 Year
	iPad & iPad 2	iPad Dock connector to VGA adapter	MC552ZM/A	1 Year
	iPad & iPad 2	APP (Apple Protection Plan)	MC595LL/B	
	iPad 2	HDHI Splitter Cable (Must purchase an HDMI Cable)	**MC953ZM/A**	
	iPad 2	Magnetic Cover - Blue Poly	**MC942LL/A**	
	iPad 2	Magnetic Cover - Pink Poly	**MC941LL/A**	
	iPad 2	Magnetic Cover - Gray Poly	**MC939LL/A**	
	iPad 2	Magnetic Cover - Green Poly	**MC944LL/A**	
	iPad 2	Magnetic Cover - Orange Poly	**MC945LL/A**	

	iPad 2	Magnetic Cover - Black Leather	**MC947LL/A**	
	iPad 2	Magnetic Cover - Cream Leather	**MC952LL/A**	
	iPad 2	Magnetic Cover - Navy Leather	**MC949LL/A**	
	iPad 2	Magnetic Cover - Tan Leather	**MC948LL/A**	
	iPad 2	Griffin Folio - Black Leather - Allows user to position for typing or viewing	**GB02441**	1 Year
	iPad 2	Belkin Folio - Black Leather (Suede) - Allows user to view in multiple positions for video	**IPAD2FOLIO**	1 Year
	iPad 2	Incipio Folio - Grey Nylon - Allows user to view in multiple positions for video	**IPAD-201**	1 Year
	iPad & iPad 2	Leather Sleeve w/Modem pouch (Leather & Nylon)	888-0001	1 Year
	iPad 2	Incipio Display Protection - Anti-Glare Display Protectors (2 Pack)	**CL-470**	30 Days
Apple iPhone 4 Accessories				
	iP4	FM Transmittor w/channel display on the device (Griffin)	APLIPFMVPC	1 Year
	iP4 / iPod	Kensington Desktop Charger w/Wall Charger	AIP4DSKTOP	1 Year
	iP4	iGrip Window Mount	AIP4WINDMNT	1 Year
	iP4	iPhone Dock	MC596ZM/B	1 Year
	iP4 / iPod	USB Power Adapter (Adapter ONLY)	MB352LL/B	1 Year
	iP4 / iPod	USB Cable (3 Ft)	MA591G/B	1 Year
	iP4	APP (Apple Protection Plan)	MC253LL/B	N/A
	iP4	Bundle Package - HOC / VPC / Display Protector	AIP4HOCBUN	Mixed
	iP4	Bundle Package - HOC / VPC / Stereo Headset / Display Protector	AIP4PREMBUN	Mixed
	iP4	Bundle Package - Jawbone / Black incase cover /Display Protector	AIP4JAWBUN	Mixed
	iP4	Bundle Package - Incase cover / Dipslay Protector / VPC / Stereo HS / DOCK	AIP4MEGABUN	Mixed
	iP4	Common Cases		
	iP4	Preffered case		
	iP4	HOC w/Kickstand	AIP4HOC	90 Days
	iP4	Griffin (Otterbox like) Cover (Launch ONLY)	AIP4GRUGCAS	90 Days
	iP4	OTTERBOX Rugged and Drop Protective Case - Black	AIP4WCAS	90 Days
	iP4	Belkin Standard Silicone - Black	AIP4BSILBLK	90 Days
	iP4	Belkin High Gloss Silicone Cover - Black	AIP4BHGSILBLK	90 Days
	iP4	Belkin High Gloss Silicone Cover - Blue	AIP4BHGSILBLU	90 Days
	iP4	Belkin High Gloss Silicone Cover - Purple	AIP4BHGSILPRP	90 Days
	iP4	Incipio Double Covers - Silicone and Hard Cover (Hard Black / Black)	AIP4IDCBLK	90 Days
	iP4	Incipio Double Covers - Silicone and Hard Cover (Purple / Lavender)	AIP4IDCPRP	90 Days
	iP4	Incipio Double Covers - Silicone and Hard Cover (Pink / Light Pink)	AIP4IDCPNK	90 Days
	iP4	Incipio Double Covers - Silicone and Hard Cover (Gray / White)	AIP4IDCWHT	90 Days
	iP4	Hard Cover - Leather w/stand (Griffin)	AIP4GCOVLTH	90 Days
	iP4	Hard Cover - Graphite w/Stand (Griffin)	AIP4GCOVGPH	90 Days
	iP4	Hard Cover - Blue Softtouch w/Stand (Griffin)	AIP4GCOVBLU	90 Days
	iP4	Hard Cover - Red Softtouch w/Stand (Griffin)	AIP4GCOVRED	90 Days
	iP4	Hard Cover - Lavender/Purple Argyl material (Speck)	AIP4SKCOVLPR	90 Days
	iP4	Hard Cover - Black & White Plaid material (Speck)	AIP4SKCOVBW	90 Days
	iP4	Hard Cover - Black Softtouch & monochrome w/Stand (Incase)	AIP4INCOVBLK	90 Days
	iP4	Hard Cover - Purple Softtouch w/Stand (Incase)	AIP4INCOVPRP	90 Days
	iP4	Hard Cover - Pink (Grape) softtouch & Monochrome w/Stand (Incase)	AIP4INCOVPNK	90 Days
	iP4	Body Glove Snap on Cover w/Kickstand built into beltclip	AIP4COVBG	90 Days
	iP4	Belkin Armband Case (Profit)	AIPARMBAND	90 Days
	iP4	Standard Anti-Scratch & Anti Print (3Pack)	AIP43PKSPRP	30 Days
	iP4	Front and Back (Zagg)	AIP4FNBZAG	Lifetime
	iP4 / iPod	iHome - IP90	87800VRP	90 Days
	iP4 / iPod	Altec Lansing - M112	M112	90 Days
	iP4 / iPod	Altec Lansing - IMT325	IMT325	90 Days
	iP4 / iPod	BOSE SoundDock Series II Digital Music System (works with iPhone and most iPods models; Charges device; Remote Control)	310583-1100	1 Year
	iP4 / iPod	BOSE SoundDock Portable Digital Music System (works with iPhone and most iPods models; Li-Ion Battery, Remote Control)	43085	1 Year
LG "Accolade" VX5600 (BT) (Common Micro USB) Accessories - 2.5 SHS				
	Multiple	In Box - *BAT - Standard Slim Lith Ion 1000 mAh*	LGBATS-2	1 Year
	VX5600	Standard Battery Door Only	LG5600BATDR	30 Days
	Multiple	Extended Battery - 1500 mAh	LGBATX-2	1 Year
	VX5600	Extended Battery Door Only	LG5600BATXDR	30 Days
	VX5600	Case	LG5600CAS	1 Year
	VX5600	Holster	LG5600HOL	90 days
	VX5600	Mock Up	VX5600MOCK	
LG "COSMOS" VN250 (BT) MicroSD 16GB (Common Micro USB) Accessories - 2.5 SHS				
	COSMOS	***In Box BAT -*** *Standard Slim Lith Ion 950 mAh*	LGVN250BAT	1 Year
	COSMOS	Standard Battery Cover	LGVN250BATDR	30 days
	COSMOS	Extended Battery - 1500 mAh	LGVN250BATX	1 Year
	COSMOS	Extended Battery Cover	LGVN250BATXDR	30 days
	COSMOS	* See **BGPCHM1, BGSDPCH, PDASDPCH3, PDASDPCH5, PDASDPCH6, PDAPCHBRN1, UNISDPCH2, UNISDPCH4 & UNIUPPCH3, RUGBAGNAVY1, RUGBAGDKGRY1** in		
	COSMOS	Holster - Display facing out - Fits standard battery door only	LGVN250HOL	90 Days
	COSMOS	Body Glove **Rubber** Snap On Cover with Belt Clip	LGVN250COVBG	90 Days
	COSMOS	Snap On Hard Cover - Clear & Chrome Front Cover	LGVN250COVC	90 Days
	COSMOS	Snap On Hard Cover - **Blue**	LGVN250COVBL	90 Days
	COSMOS	Snap On Hard Cover - **Pink**	LGVN250COVPK	90 Days
	COSMOS	Snap On Hard Cover - **RED**	LGVN250COVRD	90 Days
	COSMOS	Snap On Silicone Cover - **Black**	LGVN250SILBK	90 Days
	COSMOS	Snap On Silicone Cover - **Purple**	LGVN250SILPRP	90 Days
	COSMOS	Snap On Hard Cover - **Orange**	LGVN250COVOR	90 Days
	COSMOS	Snap On Hard Cover - **Turquoise**	LGVN250COVTQ	90 Days
	COSMOS	Privacy Screen	LGVN250PRP	30 Days
	COSMOS	Mock Up	LG-VN250MOCK	
LG "Cosmos Touch" VN270 (BT Stereo) MicroSD 16GB Common Micro USB Accessories - 2.5 SHS				

	Multiple	***In Box -*** *BAT - Standard Slim Lith Ion 950 mAh*	*See **LGBATS-2** under the LG Accolad	
	VN270	Standard Battery Door	LGVN270BATDR	N/A
	Multiple	Extended Battery - 1500 mAh	*See **LGBATX-2** under the LG Accolad	
	VN270	Extended Battery Cover	LGVN270BATXDR	N/A
	VN270	* See **UNISDPCH1, 2 & 3, UNIUPPCH2, BGSDPCH, BGPCHM1, RUGSDPCH1, RUGBAGNAVY1 & RUGBAGDKGRY1** in Universal Case Section		
	VN270	Body Glove **Rubber** Snap On Cover with Belt Clip	LGVN270COVBG	90 Days
	VN270	Snap On Silicone Cover - **Black**	LGVN270SILB	90 Days
	VN270	Snap On Silicone Cover - **Pink**	LGVN270SILP	90 Days
	VN270	Snap On Hard Cover - **Clear**	LGVN270COVC	90 Days
	VN270	Snap On Hard Cover - **Purple**	LGVN270COVP	90 Days
	VN270	Display Protectors (3 Pack) w/screen wipe	LGVN2703PKSP	30 Days
	VN270	Mock-Up Handset	LG-VN270MOCK	
LG "OCTANE" VN530 (BT Stereo) MicroSD 16GB Common Micro USB Accessories - 2.5 SHS				
	VN250/VN530	***In Box -*** *BAT - Standard Slim Lith Ion 950 mAh*	* See **LGVN250BAT** in LG Cosmos Se	
	VN530	Standard Battery Door	LGVN530BATDR	
	VN530	Extended Battery - 1500 mAh	* See **LGVN250BATX** in LG Cosmos S	
	VN530	Extended Battery Cover	LGVN530BATXDR	N/A
	VN530	Holster - Display facing out	LGVN530HOL	90 Days
		* See **UNISDPCH1, 2 & 3, UNIUPPCH2, BGSDPCH, BGPCHM1, RUGSDPCH1, RUGBAGNAVY1 & RUGBAGDKGRY1** in Universal Case Section		
	VN530	Body Glove **Rubber** Snap On Cover with Belt Clip	LGVN530COVBG	90 Days
	VN530	Snap On Silicone Cover - **Black**	LGVN530SILB	90 Days
	VN530	Snap On Silicone Cover - **Purple**	LGVN530SILPRP	90 Days
	VN530	Snap On Hard Cover - **Blue**	LGVN530COVBLU	90 Days
	VN530	Snap On Hard Cover - **Pink**	LGVN530COVPNK	90 Days
	VN530	Privacy Protectors (1 Pack) w/screen wipe - full 180 degree privacy for 10 inch display (Side to Side)	LGVN530PRP	30 Days
	VN530	Mock-Up Handset	LG-VN530MOCK	
LG Vortex VS660 (BT STEREO) MicroSD 32 GB (Common Micro USB) Accessories - 3.5mm SHS				
	VS660	***In Box -*** *BAT* - Standard Slim Lith Ion 1500 mAh	LGVS660BAT	1 Year
	VS660	Standard Battery Door - Black	LGVS660BATDR	N/A
	VS660	Standard Battery Door - **Violet**	LGVS660BATVDR	N/A
	VS660/VS740/VS750	Extended Battery 2200 mAh	* See **LGBATX-3** in LG Ally Section	
	VS660	Extended Battery Door - Black	LGVS660BATXDR	N/A
	VS660	Extended Battery Door - **Violet**	LGVS660BATXVDR	N/A
	VS660	Media Charging Dock (included AC adapter)	LGVS660DTC	1 Year
	VS660	Window Mount	LGVS660MNT	1 Year
	VS660	Shell/Holster Combo - Rubberized Swivel Holster w/Rear Cover Shell included - Swivel Belt Clip	LGVS660HOC	90 Days
		* See **UNISDPCH1, 2 & 4, BGPDASDPCH, UNIPDASDPCH1, 2 & 3, PDASDPCH3,RUGBAGNAVY1 & RUGBAGDKGRY0**		
	VS660	Snap On Cover - (Front & Back) Clear	LGVS660COVC	90 Days
	VS660	High Gloss Silicone Protective Cover - **Black**	LGVS660SILHGBLK	30 Days
	VS660	High Gloss Silicone Protective Cover - **Pink**	LGVS660SILHGPNK	30 Days
	VS660	Anti-Glare Display Protectors (3 Pack) w/screen wipe	LGVS6603PKASP	30 Days
	VS660	Body Glove Rubber Snap On Cover with Belt Clip	LGVS660COVBG	90 Days
	VS660	Snap On Cover - (Front & Back) **Blue**	LGVS660COVBLU	90 Days
	VS660	Silicone Protective Cover - **Black**	LGVS660SILB	30 Days
		Mock-Up Handset - Black	LG-VS660MOCK	
		Mock-Up Handset - Violet	LG-VS660VMOCK	
LG "Ally" VS740 (BT Stereo) MicroSD 16GB (Common Micro USB) Accessories - 3.5 SHS				
	VS740/VS750	***In Box -*** *Standard Battery (1500 mAh)*	LGBATS-3	1 Year
	VS740	Standard Battery Cover	LGVS740BATDR	N/A
	VS740/VS750	Extended Battery - 2200 mAh	LGBATX-3	1 Year
	VS740	Extended Battery Cover	LGVS740BATXDR	30 days
	VS740	* See **BGSDPCH, PDASDPCH3, 5 & 6, UNISDPCH1, 2 & 4 & UNIUPPCH1,UNIPDASDPCH1, 2 & 3 , RUGBAGNAVY1 & RUGBAGDKGRY1** in Universal Section		
	VS740	Shell/Holster Combo - Rubberized Swivel Holster w/Rear Cover Shell included - Swivel Belt Clip	LGVS740HOC	90 Days
	VS740	Body Glove Rubber Snap On Cover with Belt Clip (Front and Back)	LGVS740COVBG	90 Days
	VS740	Snap On Cover - **Red** Mettalic Soft Touch (Front & Back)	LGVS740COVRED	90 Days
	VS740	Snap On Silicone Cover - (Front & Back) Formed Black Rubber	LGVS740SILB	90 Days
	VS740	Snap On Silicone Cover - (Front & Back) Formed **Pink Rubber**	LGVS740SILP	90 Days
	VS740	Display Protectors - 3 Pack	LGS7403PKSP	30 Days
	VS740	Multi-Media Desktop Charger (Includes wall charger)	LGVS740DTC	1 Year
	VS740	Vehicle Mount (Window) Places device into "Car-Mode"	LGVS740MNT	90 Days
	VS740	Snap On Cover - **Blue** Translucent (Front & Back)	LGVS740COVBL	90 Days
	VS740	Holster - Display facing in	LGVS740HOL	90 Days
	VS740	Snap On Cover - Clear (Front & Back)	LGVS740COVC	90 Days
	VS740	Snap On Cover - **Pink** Translucent (Front & Back)	LGVS740COVP	90 Days
	VS740	Mock	LG-VS740MOCK	
Motorola MICRO USB Accessories				
		Battery ONLY Charger (Wall Charger Sold Separately) RIVAL/DROID/ENTICE/BARRAGE/V750/VU204/755/Krave	MOTBTONCHR	90 Days
Motorola WX445 "Citrus" (BT Stereo) MicroSD 32GB (Common Micro USB) Accessories - 3.5mm SHS				
	Citrus	***In Box -*** BAT - Standard Slim Lith Ion 1150 mAh	MOTCITBAT	1 Year
	Citrus	Standard Battery Door	MOTCITBATDR	N/A
	Citrus	Extended Battery 1370 mAH and Cover	MOTCITBATX	1 Year
	Citrus	* See **UNIUPPCH1 & 2, UNISDPCH1, 2 &4, BGSDPCH, BGPCHM1, RUGSDPCH1, RUGBAGDKGRY1 & NAVY0**		
	Citrus	Silicone Cover - **Black**	MOTCITSILB	30 Days
	Citrus	Anti-Glare Display Protectors (3 Pack) w/screen wipe	MOTCIT3PKASP	30 Days
	Citrus	Holster	MOTCITHOL	90 Days
	Citrus	Body Glove	MOTCITCOVBG	90 Days
	Citrus	Snap On Cover - (Front & Back) **Clear**	MOTCITCOVC	90 Days

	Citrus	Snap On Cover - (Front & Back) **Pink**	MOTCITCOVPK	90 Days
	Citrus	High Gloss Silicone Cover - **Purple**	MOTCITHGSILPRP	30 Days
	Citrus	High Gloss Silicone Cover - **Red**	MOTCITHGSILRED	30 Days
	Citrus	Mock-Up Handset - Black	MOTWX445MOCK	
Motorola "Barrage" V860 (BT Stereo) Micro SD 8GB Common Micro USB Accessories - 2.5mm 5 Pole				
	Barrage	In Box - BAT - Standard Slim Lith Ion 1140 mAh	MOTV860BAT	1 Year
	Barrage	Standard Battery Door Only	MOTV860BATDR	90 Days
	Barrage	Extended Lith Ion 1800 mAh & Battery Cover	MOTV860BATXT	1 Year
	Barrage	Holster - Display Facing In	MOTBARHOL	90 Days
	Barrage	Case	MOTBARCAS	1 Year
	Barrage	Rubber Snap On Cover with Belt Clip	MOTBARCOVB	90 Days
	Barrage & U640	PTT Earbud - for PTT Devices with 2.5MM and 5-pole audio connector		
	Moto Barrage	PTT Shoulder Mic - for Moto Barrage. Audio connection via micro usb port	PTTSHLDRMIC	90 Days
	Barrage	Mock Up (NON CAMERA)	MOTV860XMOCK	
	Barrage	Mock Up	MOTV860MOCK	
Motorola "DROID 2" A955 / "DROID 2 Global" A956 (BT Stereo) Micro SD 32GB Common Micro USB Accessories - 3.5mm				
	DRD / DRD2 / DRDG	Standard Inbox battery, 1420 mAh	MOTDRDBAT	1 Year
	DRD2 / DRDG	Standard Battery Door - Black	MOTDRD2BATDR	30 Days
	Droid 2 Global	Standard Battery Door - White	MOTDRD2BATDRW	30 Days
	Droid 2 Star Wars	Standard Battery Door - **Star Wars**	MOTSTARBATCV	30 Days
	DRD2 / DRDG	Extended Battery and Door - 1860 mAh	MOTDRD2BATX	1 Year
	Droid 2	Extended Battery and Door - 1860 mAh - WHITE (Cover for Star Wars)	MOTDRD2BATXW	1 Year
	DRD / DRD2 / DRDG	Charging Cradle (including cable) - Fits Droid & Droid 2	*See **MOTA855DOCK** under Motorola	
	DRD / DRD2 / DRDG	Charging Cradle (including cable) - Fits Droid & Droid 2 (Also works with hard covers and XT battery)	MOTDRDDOCK	1 Year
	Droid 2 Star Wars	In Box - **Star Wars** Charging Cradle (including cable) - Fits Droid & Droid 2 (Also works with XT battery)	MOTDRD2DOCKSW	1 Year
	Droid 2 Star Wars	In Box - **Star Wars** Stereo Headset	MOTDRD2HDSTSW	
	DRD / DRD2 / DRDG	Premium Vehicle Mount w/3.5MM Male to Male cable (Droid & Droid 2)	MOTDRDMNT	1 Year
	DRD / DRD2 / DRDG	Swivel Holster - Display Facing In	MOTA855HOL	90 Day
	DRD2 / DRDG	Shell/Holster Combo - Rubberized Swivel Holster w/Rear Cover Shell included - Swivel Belt Clip - Criss Cross Pattern	MOTDRDPHOC	90 days
	DRD2 / DRDG	4 PACK COMBO - Desktop Charger, Window Mount, Vehicle Power Charger and Stereo Corded Headset	DRD24PK	1 Year
	DRD / DRD2 / DRDG	Leather Pouch	MOTA855CAS	1 Year
	DRD2 / DRDG	* See **PDASDPCH6, PDASDPCH3, PDASDPCH5, PDAPCHBRN1 & RUBPDAPCH1** in the universal section		
	DRD2 / DRDG	Body Glove Rubber Snap On Cover with Belt Clip - **Fits both standard & extended batteries**	MOTDRDPCOVBG	90 days
	DRD2 / DRDG	Snap On Cover - (Front & Back) **Purple - Fits both standard & extended batteries**	MOTDRDPCOVPRP	90 days
	DRD2 / DRDG	Snap On Cover - (Front & Back) **Blue - Fits both standard & extended batteries**	MOTDRDPCOVBLU	90 days
	DRD2 / DRDG	Snap On Cover - (Front & Back) **Red - Fits standard & extended batteries**	MOTDRDPCOVRED	90 days
	DRD2 / DRDG	Black Graphite Cover - Black - **Fits both standard & extended batteries**	MOTDRDPCOVBLK	90 days
	DRD2 / DRDG	Snap On Silicone Cover - (Front & Back) Formed Black Rubber	MOTDRDPSILB	90 days
	DRD2 / DRDG	Snap On Silicone Cover - (Front & Back) Formed **Pink** Rubber	MOTDRDPSILP	90 days
	DRD / DRD2 / DRDG	Display Protectors - 3 Pack	MOTA8553PKSP1	30 Day
	DRD / DRD2 / DRDG	Anti-Glare Display Protectors (3 Pack) w/screen wipe	MOTDRD23PKASP	30 Day
	Droid 2	Shell/Holster Combo - Rubberized Swivel Holster w/Rear Cover Shell included - Swivel Belt Clip - Criss Cross Pattern	MOTDRD2HOC	90 days
	Droid 2	Snap On Cover - (Front & Back) CLEAR	MOTDRD2COVC	90 days
	Droid 2	Snap On Cover - (Front & Back) CLEAR Fits both standard & extended batteries	MOTDRD2COVC1	90 days
	Droid 2	Snap On Cover - (Front & Back) CLEAR Fits both standard & extended batteries	MOTDRDPCOVC	90 days
	Droid 2	Body Glove Rubber Snap On Cover with Belt Clip	MOTDRD2COVBG	90 days
	Droid 2	Snap On Cover - (Front & Back) Black Leather **w/Kickstand for easy screen viewing**	MOTDRD2COVLTHR	90 days
	Droid 2	Snap On Cover - (Front & Back) Black Leather **w/Kickstand for easy screen viewing**	MOTDRDPCOVLTH	90 days
	Droid 2	Snap On Cover - (Front & Back) **Purple - Fits both standard & extended batteries**	MOTDRD2COVPRP	90 days
	Droid 2	Snap On Cover - (Front & Back) **Blue - Fits both standard & extended batteries**	MOTDRD2COVBLU	90 days
	Droid 2	Snap On Cover - (Front & Back) **Red - Fits standard & extended batteries**	MOTDRD2COVRED1	90 days
	Droid 2	Black Graphite Cover - Black - **Fits both standard & extended batteries**	MOTDRD2COVBLK	90 days
	Droid 2	Snap On Silicone Cover - (Front & Back) Formed Black Rubber	MOTDRD2SILB	30 Day
	Droid 2	Snap On Silicone Cover - (Front & Back) Formed **Pink** Rubber	MOTDRD2SILP	30 Day
	Droid 2	Mock - Black	MOTA955MOCK	
	Droid 2 Global	Mock - Saphire	MOTA956MOCK	
	Droid 2 Global	Mock - White	MOTA956WMOCK	
Motorola "DROID X" MB810 (BT Stereo) Micro SD 32GB Common Micro USB Accessories - 3.5mm SHS				
	Droid X	Standard Battery 1540 mAh	MOTDRDXBAT	1 Year
	Droid X	Standard Battery Door	MOTDRDXBATDR	30 days
	Droid X	Extended Battery and Door - 1840 mAh	MOTDRDXBATX	1 Year
	Droid X	HDMI Desktop Charger (Include wall charger)	MOTDRDXHDDOCK	1 Year
	Droid X	HDMI Cable (Cable Length is 6 feet	MOTDRDXHDCAB	90 days
	Droid X	Premium Vehicle Mount w/3.5MM Male to Male cable	MOTDRDXMNT	1 Year
	Droid X	Holster - Display faces in	MOTDRDXHOL	90 days
	Droid X	Holster - Display faces in	MOTDRDXHOL1	90 days
	Droid X	Shell/Holster Combo - Rubberized Swivel Holster w/Rear Cover Shell included - Swivel Belt Clip	MOTDRDXHOC	90 days
	Droid X	Shell/Holster Combo - Rubberized Swivel Holster w/Rear Cover Shell included - Swivel Belt Clip w/ kickstand	MOTDRDXHOC1	90 days
	Droid X	4 PACK COMBO - Desktop Charger, Window Mount, Vehicle Power Charger and HDMI Cable	DRDX4PK	1 Year
	Droid X	Custom Leather Pouch	MOTDRDXCAS1	1 Year
	Droid X	Body Glove Rubber Snap On Cover with Belt Clip	MOTDRDXCOVBG	90 days
	Droid X	Otterbox Commuter Cover - Black Silicone w/ Black Shell	MOTDRDXCCAS	1 Year
	Droid X	OTTERBOX Rugged and Drop Protective Case - Black	MOTDRDXWCAS	1 Year
	Droid X	Carbon Fiber Cover - Black	MOTDRDXCOVBLK	90 days
	Droid X	Snap On Cover - (Front & Back) Black Leather **w/Kickstand for easy screen viewing**	MOTDRDXCOVLTHR	90 days
	Droid X	Silicone Cover - Black	MOTDRDXSILB	30 days
	Droid X	High Gloss Rim & Hard Cover Center Cover (Combo of two materials in one cover) **BLACK**	MOTDRDXHGCOVB	30 days
	Droid X	High Gloss Silicone Protective Cover - **Black**	MOTDRDXSILHGBK	30 days
	Droid X	High Gloss Silicone Protective Cover - **Purple**	MOTDRDXSILHGPRP	30 days

	Droid X	High Gloss Silicone Protective Cover - **Blue**	MOTDRDXSILHGBLU	30 days
	Droid X	High Gloss Silicone Protective Cover - **Pink**	MOTDRDXSILHGPNK	30 days
	Droid X	Display Protectors - 3 Pack	MOTDRDX3PKSP	30 days
	Droid X	Anti-Glare Display Protectors (3 Pack) w/screen wipe	MOTDRDX3PKASP	30 days
	Droid X	Custom Leather Pouch	MOTDRDXCAS	1 Year
	Droid X	Hard Cover - Clear	MOTDRDXCOVC	90 days
	Droid X	Mock	MOTMB810MOCK	
Motorola XT610 "DROID PRO" (BT Stereo) MicroSD 32GB (Common Micro USB) Accessories - 3.5mm SHS				
	DRD/DRD2/CYEX	Standard Inbox battery, 1420 mAh	*See **MOTDRDBAT** under Motorola Dro	
	DROID PRO	Battery Door	MOTDRDPROBATDR	N/A
	DROID PRO	Extended Battery 1820 mAh and Door	MOTDRDPROBATX	1 Year
	DROID PRO	Desktop Charger Stand (charger included)	MOTDRDPRODSK	1 Year
	DROID PRO	Shell/Holster Combo - Rubberized Swivel Holster w/Rear Cover Shell included	MOTDPROHOC	90 Days
	DROID PRO	Shell/Holster Combo - Rubberized Swivel Holster w/Rear Cover Shell included	MOTDPROHOC1	90 Days
	DROID PRO	* See **UNIPDASDPCH1, 2 &3 , PDASDPCH3, 5 & 6, BGPDASDPCH, RUGBAGNAVY1, RUGBAGDKGRY0**		
	DROID PRO	BodyGlove Case	MOTDPROCOVBG	90 Days
	DROID PRO	BodyGlove Case	MOTDPROCOVBG1	90 Days
	DROID PRO	Snap On Cover - Clear	MOTDPROCOVC	90 Days
	DROID PRO	Snap On Cover - **PURPLE**	MOTDPROCOVPRP	90 Days
	DROID PRO	Snap On Cover - **PURPLE**	MOTDPROCOVPRP1	90 Days
	DROID PRO	Silicone Cover - **Black**	MOTDPROSILB	30 Days
	DROID PRO	Silicone Cover - **Black**	MOTDPROSILB1	30 Days
	DROID PRO	High Gloss Silicone Cover - **Black**	MOTDPROSILHGB	30 Days
	DROID PRO	High Gloss Silicone Cover - **Black**	MOTDPROSILHGB1	30 Days
	DROID PRO	High Gloss Silicone Cover - **Blue**	MOTDPROSILHGBLU	30 Days
	DROID PRO	High Gloss Silicone Cover - **Blue**	MOTDPROSILHGBLU1	30 Days
	DROID PRO	Anti-Glare Display Protectors (3 Pack) w/screen wipe	MOTDPRO3PKASP	30 Days
	DROID PRO	Mock Handset	MOTXT610MOCK	
Motorola "XOOM" MZ600 Tablet				
	XOOM	Wall Charger (New connector)	MOTMZ600TVL	1 Year
	XOOM	Vehicle Charger (New Connector)	MOTMZ600VPC	1 Year
	XOOM	Media Dock w/Charger	MOTMZ600DOCK	1 Year
	XOOM	Advanced Media Dock (HDMI)	MOTMZ600DOKHD	1 Year
	XOOM	HDMI Cable	*See **Droid X** section	
	XOOM	Scuba Folio	MOTMZ600FCAS	90 Days
	XOOM	Silicone - Black	MOTMZ600SILBLK	30 Days
	XOOM	Silicone - Blue	MOTMZ600SILBLU	30 Days
	XOOM	Silicone - Pink	MOTMZ600SILPNK	30 Days
	XOOM	Bluetooth Keyboard	MOTMZ600KBRD	90 Days
	XOOM	Anti-Scratch Display Protectors (3 Pack) w/screen wipe	MOTMZ6003PKSP	30 Days
	XOOM	Mock-Up Handset - Black	MOTMZ600MOCK	
Novatel "MiFi" 2200 (MICRO USB ACCESSORIES)				
	Novatel 2200	***In Box*** *BAT - Standard Slim Lith Ion 1150mAh*	VZWMIFIBAT	1 Year
	Novatel 2200	Hard Cover	VZWMIFICOVC	30 Days
	Novatel 2200	Mock-Up Handset (HIS)	MIFI2200MOCK	
Palm Pre & Pixi Common Accessories				
	Pre/Pixie	***In Box*** *- A.C. Charger*	PALMPRETVL	1 Year
	Pre/Pixie	***In Box -*** *BAT - Standard Slim Lith Ion 1150 mAh*	PALMBAT2	1 Year
	Pre/Pixie	Touchstone Standalone Inductive Desktop Charger	PALMTCHSTN	1 Year
Palm "Pre 2" (BT STEREO) Common Micro USB Accessories - 3.5 SHS				
	Pre	Touchstone Inductive Cover for Pre - Black	PRETCHSTNCVB	1 Year
	Pre/Pre2	Pouch (Wearable)	PALMPRECAS	1 Year
	Pre/Pre2	Holster	PALMPREHOL	90 Days
	Pre/Pre2	Hard Covers - Chrome Chargeable Cover	PALMPRECCOVCH1	90 Days
	Pre/Pre2	Hard Covers - Pink Chargeable Cover	PALMPRECCOVPK1	90 Days
	Pre/Pre2	Screen Protectors - 3 Pack	PALMPRE3PKSP1	30 Days
	Pre2	Mock Up	P141MOCK	
PCD Common Accessories (210/215/300/820), 8030/8950/8975/8990 & Blitz				
	UTS8630	VPC - Rapid Vehicle Power Charger (**RED** tip connector)	UTSVPC1	1 Year
	UTS8630	Rock USB 2-Amp Dual Output USB VPC - Fixed Rock connector cable w/ USB socket	UTSDUALVPC	1 Year
	UTS8630	***In Box - Travel Charger*** (**RED** tip connector)	UTSTVL2	1 Year
	UTS8630	UTS Travel Charger	UTSTVL3	1 Year
	TXT8030	UTS USB Data Cable - power and data transfer	UTSUSBCAB	1 Year
PCD 8990 Escapade (BT) (Common Coupe Port Accessories) - 2.5mm HS				
	UTS8630/8010/8950	Vehicle Power Charger & In Home Charger		
	PCD8990	***In Box -*** *BAT - Standard Slim Lith Ion 920 mAh*		
	PCD8990	***In Box -*** *Charger w/International Plug-Kit (UK, EURO, Australia)*	VZW8990INTERTVL	1 Year
	PCD8990	Standard Battery Cover	VZW8990BATDR	90 Days
	PCD8990	Extended Battery 1480 mAh	VZW8990BATX	1 Year
	PCD8990	Holster - Display facing in	VZW8990HOL	90 Days
	PCD8990	Fitted Case	VZW8990CAS	1 Year
	PCD8990	Mock-Up Handset	VZW8990CMU	
PCD "Jest" 8040 (BT Stereo) MicroSD 16G Common Micro USB Accessories - 2.5mm SHS				
	PCD8030/8040	***In Box -*** *BAT - Standard Slim Lith Ion 920 mAh*	*See **VZW8030BAT** in PCD Razzle 803	
	PCD8040	Standard Battery Cover	VZW8040BATDR	90 Days

	Kin One / 8040	Case / Pouch	*See **MSONECAS** in PCD/Sharp Kin O	
	Kin One / 8040	Case / Pouch	VZW8040CAS	1 Year
	PCD8040	Hard Cover - Clear	VZW8040COVC	90 Days
	PCD8040	Mock-Up Handset	VZW8040CMU	
PCD "Crux" 8999 (BT Stereo) MicroSD 16G Common Micro USB Accessories - 3.5mm SHS				
	PCD8999	***In Box -*** *BAT - Standard Slim Lith Ion 1150 mAh*	VZW8999BAT	1 Year
	PCD8999	Standard Battery Cover	VZW8999BATDR	90 Days
		*See **UNIUPPCH1, 2, 3, UNISDPCH1, 2, 4, BGSDPCH, BGPCHM1 & RUBBAGNAVY1 & RUGBAGDKGRY1** in universal Section		
	PCD8999	Hard Cover - Soft Touch Black	**VZW8999COVBLK**	30 Days
	PCD9000	Hard Cover - Soft Touch Pink	**VZW8999COVPNK**	30 Days
	PCD8999	Mock-Up Handset	VZW8999CMU	
PCD C741 "Brigade" (BT STEREO) 5-pole audio, unique power connector				
	C731/C741	Rock USB TVL w/Detachable USB Data Cable	ROCKUSBDTVL	1 Year
	C731/C741	Travel Charger	VZWROCKTVL1	1 Year
	C731/C741	Rock USB 2-Amp Dual Output USB VPC - Fixed Rock connector cable w/ USB socket	ROCKDUALVPC	1 Year
	C731/C741	Rock USB Data Cable (Fits all VZW MINIUSB Units)	ROCKUSBCAB	1 Year
	C741	***In Box -*** *BAT - 1150 mAh Standard Battery*	VZW741BAT	1 Year
	C741	Standard Battery Cover	VZW741BATDR	1 Year
	C741	***In Box -Desktop Charging Cradle***	VZW741DOCK	1 Year
	C741	Rugged Pouch	VZW741PCH	1 Year
	C741	Holster	VZW741HOL	90 Days
	C741	Black Rubberized Snap-On Cover	VZW741COVB	90 Days
	C731	Mock-Up Handset	VZW741CMU	
PCD C751 "Ravine" (BT STEREO) Common Micro USB Accessories - 2.5mm 5-pole				
	C751	***In Box -*** Desktop Charging Cradle	VZWC751DTC	1 Year
	C751/C731	***In Box -*** BAT 1150 mAh Standard Battery	VZWROCKBAT	1 Year
	C751	Standard Battery Cover	VZWC751BATDR	30 Days
	C751	Extended Battery 1600 mAh & Extended Battery Cover	VZWC751BATX	1 Year
	C751	Case	VZWRVNCAS	1 Year
	C751	Swivel Holster - Display Facing In	VZWRVNHOL	90 Days
	C751	Black Rubberized Snap-On Cover	VZWRVNCOVBLK	90Days
	C751	Mock-Up Handset	VZW751CMU	
PCD/Casio"Commando" C771 (BT STEREO) Common Micro USB Accessories - 3.5mm SHS				
	C771	***In Box -*** *BAT - Standard Slim Lith Ion 1460 mAh*	VZW771BAT	1 Year
	C771	Standard Battery Cover	VZW771BATDR	1 Year
	C771	Desktop charger (no charger included)	VZW771DTC	1 Year
	C771	Fitted Case	VZW771CAS	1 Year
	C771	Holster - Display Facing In	VZW771HOL	90 Days
	C771	Snap On Hard Cover w/ black silicone wrap	VZW771SILCOVB	90 Days
	C771	Display Protectors (3 pack) w/ screen wipe	VZW7713PKSP	30 Days
	C771	Mock Up	VZW771CMU	
PCD/HTC "ThunderBolt LTE" (BT STEREO) Common Micro USB Accessories - 3.5mm SHS				
	ThunderBolt	***In Box -*** *BAT - Standard Slim Lith Ion 1400 mAh*	HTC6400BAT	I Year
	ThunderBolt	***In Box -*** *BAT - Standard Slim Lith Ion 1400 mAh*	**HTC6400BAT1**	I Year
	ThunderBolt	Standard Battery Door	HTC6400BATDR	N/A
	ThunderBolt	Inductive Battery Door (needs to be paired with Wireless Charging base)	HTC6400-WLDR	I Year
	ThunderBolt	Extended Battery 2750 mAh with cover	HTC6400BATX	I Year
	ThunderBolt	Desktop charger w/Battery charging capabilty	HTC6400DTC	I Year
	ThunderBolt	Window Mount w/front camera view	HTC6400MNT	I Year
	ThunderBolt	Shell/Holster Combo - Rubberized Swivel Holster w/Rear Cover Shell included - Swivel Belt Clip	VZW6400HOC	90 Day
	Universal	Universal Pouches		
	Universal	Custom Leather Pouch		
	ThunderBolt	Body Glove Rubber Snap On Cover with Belt Clip w/kickstand	VZW6400COVBG	90 Day
	ThunderBolt	Snap On Cover - (Front & Back) Chrome Front & Black Soft Touch Back	VZW6400COVCH	90 Day
	ThunderBolt	High Gloss Silicone Cover - **BLACK**	VZW6400SILHGBLK	30 Day
	ThunderBolt	High Gloss Silicone Cover - **BLUE**	VZW6400SILHGBLU	30 Day
	ThunderBolt	High Gloss Silicone Cover - **PURPLE**	VZW6400SILHGPRP	30 Day
	ThunderBolt	Silicone Cover - **Black**	VZW6400SILBLK	30 Day
	ThunderBolt	Silicone Cover - **Blue** w/ Black Outer Shell	VZW6400SILBB	30 Day
	ThunderBolt	Silicone Cover - **Red** w/ Black Outer Shell	VZW6400SILRB	30 Day
	ThunderBolt	Anti-Scratch Display Protectors (3 Pack) w/screen wipe	VZW64003PKSP	30 Day
	ThunderBolt	Mock Up	VZW6400CMU	
PCD FT2260 Terminal				
	FT2260	In Box - AC Adapter	VZWFT2260TVL	1 Year
	FT2260	In Box - Battery Pack NiMH 1500 mAh	VZWFT2260BAT	1 Year
	FT2260	In Box - Battery Cover	VZWFT2260BATDR	30 Days
	FT2260	In Box - Antenna	VZWFT2260ANT	30 Days
	FT2260	Mock Up	VZW2260CMU	
RIM Black Berry 6750/7250/7750/7130/ 8130 / 8230 / 8330 /8530/8703/8830/9550/9630/Storm Accessories				
	7250/7130/8703/8130/883	***In Box - W*** *all Charger w/International Chargers North America, (UK & Europe outlets)*	RIMTVLINT	1 Year
	Storm 1 & 2 & Tour	*In Box -* ***Standard Battery 1400 mAh***	RIMSTORMBAT	1 Year
	Rim World Devices	***In Box -*** *Travel Charger w/International Chargers North America, (UK & Europe outlets)*	RIMMICICHG	1 Year
	Rim World Devices	Battery ONLY Charger (Wall Charger Sold Separately)	RIMSTORMBATCHG	1 Year
	Any 3.5 Four pole device	***In Box - 3.5mm Stereo Headset***	RIM35SHS	1 Year
	RIM Only	RIM Premium Stereo Headset w/full multimedia controls (Included Carrying Case)	RIMSTORMPSHS	1 Year
	RIM Only	1000 songs - Slot Radio "The Hits" plus 4GB of Free Memory	SRHITS-4GB	30 Day V

	RIM Only	1000 songs - Slot Radio "The Decades" plus 4GB of Free Memory	SRDECADES-4GB	30 Day V
	RIM 8530/9330 Curve (BT STEREO) MicroSD 16GB Common Micro USB Accessories -3.5MM 4 pole			
	RIM9330/8530	***In Box -*** *Standard Battery (1150 mAH)*	RIM8330BAT	1 Year
	RIM 8530	Standard Battery Cover - Black	34639VZR	90 Day
	RIM 8530	Standard Battery Cover - **Lavender**	34640VZR	90 Day
	RIM9330/8530	Leather Pouch (OEM Style) w/Sleep Mode	RIM8330CAS1	1 Year
	RIM9330/8530	Friction Fit Swivel Holster w/Sleep Mode	RIM8530HOL1	90 Days
	RIM9330/8530	Shell/Holster Combo - Rubberized Swivel Holster w/Rear Cover Shell included - Swivel Belt Clip SLEEP MODE	RIM8530HOC	90 Days
	RIM9330/8530	Snap On Cover - (Front & Back) Black Leather Cover	RIM8530COVLTHR	90 Days
	RIM9330/8530	OTTERBOX Rugged and Drop Protective Case	RIM8530WCAS	1 Year
	RIM9330/8530	Silicone Cover - Black	RIM8530SILB1	30 Day
	RIM9330/8530	Silicone Cover - White w/ Black Outer Shell	RIM9330SILBW	30 Day
	RIM9330/8530	Silicone Cover - White w/ Pink Outer Shell	RIM9330SILPW	30 Day
	RIM9330/8530	High Gloss Silicone Protective Cover - Clear w/White Circles	RIM8530SILHGC	30 Day
	RIM9330/8530	High Gloss Silicone Protective Cover - **Blue w/ Circles**	RIM8530SILHGB	30 Day
	RIM9330/8530	High Gloss Silicone Protective Cover - **Pink w/ Circles**	RIM8530SILHGP	30 Day
	RIM9330/8530	Privacy Protectors (1 Pack) w/screen wipe - full 180 degree privacy (Side to Side)	RIM8530PRP1	30 Days
	RIM9330/8530	Body Glove Rubber Snap On Cover with Belt Clip	RIM8530COVBG	90 Days
	RIM9330/8530	Snap On Cover - Front & Back - Clear	RIM8530COVC	90 Days
	RIM9330/8530	Snap On Cover - Front & Back - **Blue**	RIM9330COVBLU	90 Days
	RIM9330/8530	Snap On Cover - Front & Back - **Red**	RIM9330COVRED	90 Days
	RIM9330/8530	Snap On Cover - Front & Back - **Lavender**	RIM8530COVP	90 Days
	RIM9330/8530	Leather Side Pouch	RIM8330CAS	1 Year
	RIM9330/8530	Friction Fit Swivel Holster w/Sleep Mode	RIM8530HOL	90 Days
	RIM9330/8530	Snap On Cover - Front & Back - Chrome	RIM8530COVCH	90 Days
	RIM9330/8530	Silicone Cover - Black	RIM8530SILB	30 Day
	RIM9330/8530	Snap On Cover - (Front & Back) Black Leather w/ Floral Print Cover	RIM8530COVLTHRB	90 Days
	RIM9330/8530	Snap On Cover - (Front & Back) **Lavender Leather w/ Floral Print Cover**	RIM8530COVLTHRP	90 Days
	RIM9330/8530	Snap On Cover - Back Only - **Blue**	RIM8530BCOVBL	90 Days
	RIM9330/8530	Snap On Cover - Back Only - **Red**	RIM8530BCOVRD	90 Days
	RIM9330/8530	Snap On Cover - Back Only - **Pink**	RIM8530BCOVPK	90 Days
	RIM9330/8530	Silicone Cover - Clear	RIM8530SILC	30 Day
	RIM9330/8530	Privacy Protectors (1 Pack) w/screen wipe - full 180 degree privacy (Side to Side)	RIM8530PRP	30 Days
	RIM 9330	Mock Up Handset Curve Refresh - **Charcoal Gray**	BB9330MOC	
	RIM 9330	Mock Up Handset Curve Refresh - **Fuschia**	BB9330FMOC	
	RIM Tour/Bold 9630 (BT Stereo) MicroSD 16GB - Common Micro USB Accessories - 3.5mm 4 Pole			
	Tour/Bold	Standard Battery Cover	34637VZR	90 Days
	Tour/Bold	Extended Battery with Cover - 2200 mAh	RIMBOLDBATX	1 Year
	Tour/Bold	Chrome Charging Cradle w/Syncing	RIMTOURDTC	1 Year
	Tour/Bold	Plastic Swivel Holster w/Magnetic Sleep	RIMTOURHOL	90 Days
	Tour/Bold	Shell/Holster Combo - Rubberized Swivel Holster w/Rear Cover Shell included - Swivel Belt Clip	RIMBOLDHOC	90 Days
	Tour/Bold	Fitted Case	RIMTOURCAS	1 Year
	Tour/Bold	*In Box -* ***Black Leather Pouch with Swivel Clip and Sleep Mode (RIM Branded)***	RIMTOURPCH	1 Year
	Bold	OTTERBOX Rugged and Drop Protective Case **(Only fits Bold, not Tour) NEW RED BUTTON for PTT**	RIMTOURWCAS1	1 Year
	Tour/Bold	Silicone Cover - Black	RIMTOURSILB	30 Day
	Tour/Bold	High Gloss Rim & Hard Cover Center Cover (Combo of two materials in one cover) **BLACK**	RIMBOLDHGCOVB	90 Days
	Tour/Bold	High Gloss Rim & Hard Cover Center Cover (Combo of two materials in one cover) **PINK**	RIMBOLDHGCOVP	90 Days
	Tour/Bold	Snap On Cover - Clear	RIMTOURCOVC1	90 Days
	Tour/Bold	Snap On Cover - PURPLE	RIMBOLDCOVPRP	90 Days
	Tour/Bold	Snap On Cover - RED	RIMBOLDCOVRD	90 Days
	Tour/Bold	Body Glove Rubber Snap On Cover with Belt Clip	RIMTOURCOVBG	90 Days
	Tour/Bold	Speck- Black & White Fabric Covered Snap On Cover	RIMBOLDCOVSPK	90 Days
	Tour/Bold	Privacy Protector (1 Pack)	RIMTOURPRP1	30 Day
	Tour/Bold	Shell/Holster Combo - Rubberized Swivel Holster w/Rear Cover Shell included - Swivel Belt Clip	RIMTOURRHOC	90 Days
	Tour/Bold	Silicone Cover - Bright Pink	RIMTOURSILP	30 Day
	Tour/Bold	Snap On Cover - Pink	RIMTOURCOVP1	90 Days
	Tour/Bold	Privacy Protector (1 Pack)	RIMTOURPRP	30 Day
	Tour/Bold	Silicone Cover - Clear	RIMTOURSILC	30 Day
	Tour/Bold	Snap On Cover - Clear	RIMTOURCOVC	90 Days
	Tour/Bold	Snap On Cover - Pink	RIMTOURCOVP	90 Days
	Tour/Bold	Snap On Cover - **Metalic Chrome**	RIMTOURCOVCH	90 Days
	Tour/Bold	Snap On Cover - (Back ONLY) **RED** Soft touch	RIMTOURBCOVRD	90 Days
	Tour/Bold	Snap On Cover - (Back ONLY) **PINK** Soft touch	RIMTOURBCOVPK	90 Days
	Tour/Bold	Snap On Cover - (Back ONLY) **BLUE** Soft touch	RIMTOURBCOVBL	90 Days
	Tour	OTTERBOX Rugged and Drop Protective Case **(Only fits Tour, not Bold**	RIMTOURWCAS	1 Year
	Tour	Mock Up Handset	BB9630TRMOC	
	BOLD	Mock Up Handset (Camera)	BB9650MOC	
	BOLD	Mock Up Handset (Non Camera)	BB9650NCMOC	
	Samsung Common 20 Port Connection (U310/U430/U450/U470/U650/U700/i770/U810/U900/i910/U940)			
J340/U620/A870/A930/A990/		*Standard Battery - 1000 mAh*	SAMINTBATS	1 Year
J340/U620/A870/A930/A990/		Extended Battery - 1550 mAh **(NO DOOR, JUST BATTERY)**	SAMINTBATX	1 Year
	All listed above	S20 2-Amp Dual Output USB VPC - Fixed S20 cable w/ USB socket	SAM20DUALVPC	1 Year
	All listed above	S20 2-Amp Dual Output USB VPC - Fixed S20 cable w/ USB socket - New form factor 9 foot cable	SAM20DUALVPC1	1 Year
	All listed above	Samsung 20-pin TVL w/Detachable USB Data Cable	SAM20USBDTVL	1 Year
	All listed above	**ECO** Samsung 20-pin TVL w/Detachable USB Data Cable	ESAM20USBDTVL	1 Year
	All listed above	**ECO** Samsung 20-pin TVL w/ **Extra Long 9'** Detachable USB Data Cable	ESAMUSBDTVL9FT	1 Year
	All listed above	Samsung 20-pin TVL	SAM20CONTVL2	1 Year
	All listed above	USB Cable - Fits all 20 Port Connectors (No software, just cable in poly bag)	SAM20USBCAB	1 Year
	All listed above	VPC - Rapid Vehicle Power Charger	SAM20CONVPC	1 Year

	All listed above	VPC - Rapid Vehicle Power Charger	SAM20CONVPC1	1 Year
	All listed above	***In Box -*** *Travel Charger*	SAM20CONTVL	1 Year
	All listed above	Samsung 20-pin TVL	SAM20CONTVL1	1 Year
	All listed above	USB Cable - Fits all 20 Port Connectors & has in-line charger (No software, just cable in poly bag)	SAM20CONUSB	90 Days
	U650/U700/U900	Music Essentials Kit - VZW Stereo Headset, CD & USB cable **FOR XP & VISTA** (Not for U470)	MSKSAM20CONXPV	1 Year
Samsung U640 "Convoy" (BT Stereo) MicroSD 8GB Common 20 Port Accessories - 2.5mm SHS 5 Pole				
	SCH-U640	***In Box -*** *BAT - Standard Slim Lith Ion 1300 mAh*	SAMU640BAT	1 Year
	SCH-U640	Standard Battery Cover	SAMU640BATDR	90 Days
	SCH-U640	Extended Battery 1800 mAh & Extended Battery Cover	SAMU640BATX	1 Year
	SCH-U640	Case	SAMU640CAS	1 Year
	SCH-U640	Holster -Display Facing In	SAMU640HOL	90 Days
	SCH-U640	Black Rubberized Snap-On Cover	SAMU640COVB1	90 Days
	Barrage & U640	PTT Earbud - for PTT Devices with 2.5MM and 5-pole audio connector		
	SCH-U640	Mock-Up Handset	U640MOCK	
Samsung "Haven" U320 Common Micro USB Accessories - 2.5 HS				
	SCH-U320	Standard Battery - 1000 mAh		
	SCH-U320	Standard Battery Cover	SAMU320BATDR	90 Days
	SCH-U320	Extended Battery - 1550 mAh		
	SCH-U320	Extended Battery Cover	SAMU320BATXDR	90 Days
	SCH-U320	Desktop Charging Cradle	SAMU320DTC	1 Year
	SCH-U320	Holster- Display Facing Out	SAMU320HOL	90 Day
	SCH-U320	Fitted Leather case	SAMU320CAS	1 Year
	SCH-U320	Mock-Up Handset	U320MOCK	
Samsung "Gusto" U360 (BT) Common Micro USB Accessories - 2.5 HS				
	Gusto	Standard Battery - 1000 mAh		
	Gusto	Standard Battery Cover	SAMU360BATSDR	N/A
	Gusto	Extended Battery - 1550 mAh include ex	SAMU360BATX	1 Year
	SCH-U350/360	Case	SAM350CAS1	1 Year
	Gusto	Fitted Case - PU	SAMU360CAS	1 Year
	Gusto	SCH-U360 Mock	U360MOCK	
Samsung "Intensity II" U460 (BT Stereo) MicroSD 16G Common Micro USB Accessories - 2.5mm SHS				
	U450/U460	Standard Battery 1000 mAh	SAMINTBATS4	1 Year
	U460	Standard Battery Door	SAMU460BATDR	90 Days
	U460	Standard Battery Door **- BLUE**	SAMU460BATDRB	90 Days
	U450/U460	Extended Battery	SAMU450BATSX	1 Year
	U460	Extended Battery Door	SAMU460BATXDR	90 Days
	U460	Extended Battery Door **- BLUE**	SAMU460BATXDRB	90 Days
	U460	Holster	SAMU460HOL	90 Days
	U460	*** See UNISDPCH1, 2 & 4, UNIUPPCH1 &3, RUGSDPCH1, SDPCHPURP, BGSDPCH, BGPCHM1, RUGBAGNAVY1, RUGBAGDKGRY0**		
	U460	Snap On Cover - Soft Touch Black	SAMU460COVB	90 Days
	U460	Snap On Cover - Soft Touch Blue	SAMU460COVBL	90 Days
	U460	Snap On Cover - Soft Touch Orange	SAMU460COVO	90 Days
	U460	Snap On Silicone Cover - Black	SAMU460SILB	90 Days
	U460	Snap On Silicone Cover - Purple	SAMU460SILPRP	90 Days
	U460	Body Glove Rubber Snap On Cover with Belt Clip	SAMU460COVBG	90 Days
	U460	Privacy Protector (Works side to side when user is in text mode)	SAMU460PRP	30 Days
	SCH-U460	Mock-Up Handset-Wine Color	U460MOCK	
	SCH-U460	Mock-Up Handset-**BLUE**	U460BMOCK	
Samsung SCH-i400 "Continuum" (BT Stereo) MicroSD 32GB (Common Micro USB) Accessories - 3.5mm SHS				
	i400	***In Box -*** *BAT - Standard Slim Lith Ion 1500 mAh*	SAMINTBATS3	1 Year
	i400	Standard Battery Door	SAMCNTBATDR	30 Days
	i400	Extended Battery 2600 mAh	SAMINTBATSX3	1 Year
	i400	Extended Battery Door	SAMCNTBATXDR	30 Days
	I400/	Standard Battery (1500 mAh) & Battery Only Charger w/Y Adapter (Allows user to charge both the device and an extra battery)	SAMBNC1	1 Year
	i400	Desk Top Charger	SAMCNTDOCK	1 Year
	i400	Window Mount (Device goes into map mode)	SAMCNTMNT	1 Year
	i400	* See **UNIPDASDPCH1, 2 & 3 , PDASDPCH3, PDASDPCH6, BGPDASDPCH** in the Universal Section		
	i400	Silicone Cover - **Black**	SAMCNTSILB	30 Day
	i400	High Gloss Silicone Cover - **BLACK**	SAMCNTSILHGB	30 Day
	i400	High Gloss Silicone Cover - **Pink**	SAMCNTSILHGP	30 Day
	i400	Holster	SAMCNTHOL	90 Day
	i400	Shell/Holster Combo - Rubberized Swivel Holster w/Rear Cover Shell included - Swivel Belt Clip	SAMCNTHOC	90 Day
	i400	Snap On Cover - (Front & Back) CLEAR	SAMCNTCOVC	90 Day
	i400	BodyGlove Case	SAMCNTCOVBG	90 Day
	i400	Snap On Cover - (Front & Back) **Purple**	SAMCNTCOVPRP	90 Day
	i400	High Gloss Rim & Hard Cover Center Cover (Combo of two materials in one cover) **BLUE**	SAMCNTHGCOVBLU	90 Day
	i400	High Gloss Rim & Hard Cover Center Cover (Combo of two materials in one cover) **BLACK**	SAMCNTHGCOVBLK	90 Day
	i400	Anti-Glare Display Protectors (3 Pack) w/screen wipe	SAMCNT3PKASP	30 Days
	i400		I400MOCK	
Samsung i500 "Fascinate" (BT Stereo) MicroSD 32GB - Common Micro USB Accessories - 3.5mm 4 Pole				
	i500	***In Box -*** *BAT - Standard Slim Lith Ion 1500 mAh*	SAMI500BAT	1 Year
	i500	Standard Battery Cover	SAMI500BATDR	N/A
	i500	Extended Battery 2200 mAh (Includes Battery Door)	SAMI500BATX	1 Year
	i500	Standard Battery (1500 mAh) & Battery Only Charger w/Y Adapter (Allows user to charge both the device and an extra battery)	SAMI500BNC	1 Year
	i500	Window and Dash Mount (Does NOT trigger "Nav" Mode)	VZWI500DASHMNT	90 Days
	i500	Navigation Window Mount Kit (automatically launches "Nav" mode)	SAMI500MNT	90 Days
	i500	Desktop Charger w/Home Charger Cable	SAMI500DOCK	1 Year

	i500	Leather Pouch	SAMI500PCH	1 Year
	i500	Shell/Holster Combo - Rubberized Swivel Holster w/Rear Cover Shell included - Swivel Belt Clip	SAMI500HOC	90 Days
	i500	Silicone Cover - **Black**	SAMI500SILB	30 Days
	i500	High Gloss Silicone with VZ logo - **Black**	SAMI500SILHGBLK	30 Days
	i500	High Gloss Silicone with VZ logo - **Pink**	SAMI500SILHGPNK	30 Days
	i500	High Gloss Silicone with VZ logo - **PURPLE**	SAMI500SILHGPRP	30 Days
	i500	Anti-Scratch Display Protectors (3 Pack) w/screen wipe	SAMI5003PKSP	30 Days
	i500	Anti-Glare Display Protectors (3 Pack) w/screen wipe	SAMI5003PKASP	30 Days
	i500	Display Protectors - Glitter Border SILVER (1 Pack) w/screen wipe	SAMI5001PKSGSP	30 Days
	i500	Display Protectors - Glitter Border PINK (1 Pack) w/screen wipe	SAMI5001PKPGSP	30 Days
	i500	Holster	SAMI500HOL	90 Days
	i500	Body Glove Rubber Snap On Cover with Belt Clip	SAMI500COVBG	90 Days
	i500	Black Soft Touch Cover w/kickstand - **Black**	SAMI500COVSTB	90 Days
	i500	High Gloss Rim & Hard Cover Center Cover (Combo of two materials in one cover) **BLUE**	SAMI500HGCOVBLU	90 Days
	i500	Hard Cover - **Purple**	SAMI500COVPRP	30 Days
	i500	High Gloss Silicone and Hard Cover combo (**Purple & Blue Gradiant**)	SAMI500HGCOVPNB	30 Days
	i500	Hard Cover - **Clear**	SAMI500COVC	30 Days
	i500	High Gloss Silicone with VZ logo - **RED**	SAMI500SILHGRED	30 Days
	i500	High Gloss Rim & Hard Cover Center Cover (Combo of two materials in one cover) **RED**	SAMI500HGCOVRED	90 Days
	i500	Black Graphite Cover	SAMI500COVBLKG	90 Days
	i500	Mock	I500MOCK	
Samsung "Galaxy Tab" SCHI800 Unique 30 PIN Connector				
	Galaxy Tab	Wall Charger - 30 Pin Connection	SAMTABTVL	1 Year
	Galaxy Tab	Vehicle Charger - 30 Pin Connection	SAMTABVPC	1 Year
	Galaxy Tab	Media Dock (Standard HDMI Out port)	SAMTABDOCK	1 Year
	Universal	HDMI Cable - (Mini to Stand) 6 Feet Long	HDMICAB6FT	1 Year
	Galaxy Tab	30 Pin USB Cable (3 foot)	SAMTABUSBCAB	90 Days
	Galaxy Tab	30 Pin USB Cable (6 foot)	SAMTABUSBCAB6	90 Days
	Galaxy Tab	30 Pin to RCA (Video and right and left Audio) - 6 feet	SAMTABRCA	90 Days
	Galaxy Tab	Leather Case (Folio) - Formed Plastic Inside	SAMTABFFCAS	1 Year
	Galaxy Tab	Scuba Case (Folio)	SAMTABFCAS	1 Year
	Galaxy Tab	Leather Sleeve	SAMTABPCH	1 Year
	Galaxy Tab	Silicone Cover - Black	SAMTABSILB	30 Days
	Galaxy Tab	High Gloss Silicone Cover - Black	SAMTABHGSILBLK	30 Days
	Galaxy Tab	High Gloss Silicone Cover - Purple	SAMTABHGSILPRP	30 Days
	Galaxy Tab	Otterbox Defender Cover w/kickstand	SAMTABWCAS	30 Days
	Galaxy Tab	Keyboard w/docking port	SAMTABKEYB	1 Year
	Galaxy Tab	Anti-Scratch Display Protectors (3 Pack) w/screen wipe	SAMTAB3PKSP	30 Days
	Galaxy Tab	Anti-Glare Display Protectors (3 Pack) w/screen wipe	SAMTAB3PKASP	30 Days
	Galaxy Tab	Mock Up Unit	I800MOCK	
Verizon Wireless "Salute" ZTE F350 (Common MicroUSB Accessories) - 2.5mm				
	F350	Standard Battery - 900 mAh	ZTEF350BAT	1 Year
	F350	Standard Battery Cover	ZTEF350BATDR	30 Days
		* See **UNISDPCH1, 2 & 4, UNIUPPCH1, 2 & 3, BGPCHM1, BGSDPCH, SDPCHPURP, RUGSDPCH1 ,RUGBAGDKGRY1, RUGBAGNAVY0**		
	F350	Mock	F350MOK	
Verizon Wireless "Five Spot" ZTE AC30 (Common Mini USB Accessories)				
	AC30	Standard Battery - 900 mAh	VZWAC30BAT	1 Year
	AC30	Standard Battery Cover	VZWAC30BATDR	30 Days
	AC30	Mock	AC30MOC	
Antenna Products				
PC Card Antenna & Cables				
	ANT	Mini UME antenna (Window Mount with 2 suction cups) - Cable 12 feet long	WINDMINIANT	90 Days
	ANT	Antenna for **LTE** (Window Mount with 2 suction cups) - Cable 12 feet long	WINDLTEANT	90 Days
	ANT	Mini UME antenna (Mag Mount) - Cable 10 feet long	MINIMAGANT1	90 Days
	ANT	Magnetic Mount Antenna for **LTE**- Cable 10 feet long	MAGLTEANT	90 Days
SB727 / UM175 / 597 / 760 /		Adapter Cable for USB Cards - VZW USB727 (Includes TNC Connector)	PCCAB-727	90 Day
	PC770	Adapter Cable for USB Cards - VZW USB770 (Includes TNC Connector)	PCCAB-770	90 Days
	UMW190VW	Adapter Cable for USB Cards - VZW UMW190 (Includes TNC Connector)	PCCAB-190VW	90 Days
	UML290	Adapter Cable for USB LTE Modem - Pantec UML290 (Includes TNC Connector)	PCCAB-290	90 Days
	USB551L	Adapter Cable for USB LTE Modem - Novatel USB551L (Includes TNC Connector)	PCCAB-551	90 Days

STATEWIDE MASTER SERVICE AGREEMENT FOR SERVICES OF INDEPENDENT CONTRACTOR

A Contract between the Western States Contracting Alliance
Acting by and through the State of Nevada

(NAME, ADDRESS, PHONE AND FACSIMILE NUMBER OF CONTRACTING AGENCY)

and

(NAME, CONTACT PERSON, ADDRESS, PHONE, FACSIMILE NUMBER OF INDEPENDENT CONTRACTOR)

Pursuant to Nevada Revised Statute (NRS) 277.100, NRS 277.110, NRS 333.162(1)(d), and NRS 333.480 the Chief of the Purchasing Division of Nevada is authorized to enter into cooperative group-contracting consortium.

The Western States Contracting Alliance is a cooperative group-contracting consortium for state government departments, institutions, agencies and political subdivisions (i.e., colleges, school districts, counties, cities, etc.,) for the states of Alaska, Arizona, California, Colorado, Hawai'i, Idaho, Minnesota, Montana, Nevada, New Mexico, Oregon, South Dakota, Utah, Washington and Wyoming.

In consideration of the above premises, the parties mutually agree as follows:

1. REQUIRED APPROVAL. This contract shall not become effective until and unless approved by the Western States Contracting Alliance Board of Directors.
2. DEFINITIONS. "WSCA" means the Western States Contracting Alliance. "State" and/or "Lead State" means the State of Nevada and its state agencies, officers, employees and immune contractors as defined in NRS 41.0307. "Participating State(s)" means state(s) that have signed (and not revoked) an Intent to Contract at the time of the award of this contract, or who have executed a Participating Addendum. "Buyer" means any WSCA agency or political subdivision participating under this contract. "Contractor" and/or Contracting Agency" means a person or entity that performs services and/or provides goods for WSCA under the terms and conditions set forth in this contract. "Solicitation" means RFP #1907 incorporated herein as Attachment AA. "Fiscal Year" is defined as the period beginning July 1 and ending June 30 of the following year.
3. CONTRACT TERM. This contract shall be effective from _____ subject to WSCA Board of Directors' approval to _____, unless sooner terminated by either party as specified in paragraph (21).

4. CANCELLATION OF CONTRACT; NOTICE. Unless otherwise stated in the special terms and conditions, any contract entered into as a result of the Solicitation may be canceled by either party upon written notice sixty (60) days prior to the effective date of the cancellation. Further, any Participating State may cancel its participation upon thirty (30) days written notice, unless otherwise limited or stated in the special terms and conditions of the Solicitation. Cancellation may be in whole or in part. Any cancellation under this provision shall not effect the rights and obligations attending orders outstanding at the time of cancellation, including any right of any Participating State to indemnification by the Contractor, rights of payment for goods/services delivered and accepted, and rights attending any warranty or default in performance in association with any order. Cancellation of the contract due to Contractor default may be immediate.

5. INCORPORATED DOCUMENTS. The parties agree that the scope of work shall be specifically described; this contract incorporates the following attachments in descending order of constructive precedence:

ATTACHMENT AA: SOLICITATION #1907 (Scope of Work) and ATTACHMENTS (list attachments);

ATTACHMENT BB: CONTRACTOR'S RESPONSE

A Contractor's attachment shall not contradict or supersede any WSCA specifications, terms or conditions without written evidence of mutual assent to such change appearing in this contract.

7. ASSENT. The parties agree that the terms and conditions listed on incorporated attachments of this contract are also specifically a part of this contract and are limited only by their respective order of precedence and any limitations specified.

8. BID SPECIFICATIONS. Contractor certifies that any deviation from the specifications in the scope of work, incorporated herein as part of Attachment AA, have been clearly indicated by Contractor in its response, incorporated herein as Attachment BB; otherwise, it will be considered that the bid is in strict compliance. Any BRAND NAMES or manufacturers' numbers are stated in the specifications are intended to establish a standard only and are not restrictive unless the Solicitation states "no substitute," and unless so stated, bids have been considered on other makes, models or brands having comparable quality, style, workmanship and performance characteristics. Alternate bids offering lower quality or inferior performance have not been considered.

9. ACCEPTANCE OR REJECTION OF BIDS, AND AWARD. WSCA has the right to accept or reject any or all bids or parts of bids, and to waive informalities therein. This contract is based the lowest responsive and responsible bid and meets the specifications of the Solicitation and terms and conditions thereof. Unless stated otherwise in the Solicitation, WSCA has the right to award items separately or by grouping items in a total lot.

10. BID SAMPLES. Any required samples have been specifically requested in the Solicitation. Samples, when required, have been furnished free of charge. Except for those samples destroyed or mutilated in testing, samples will be returned at a bidder's request, transportation collect.

11. CONSIDERATION. The parties agree that Contractor will provide the services specified in paragraph (5) at a cost of $ _____ per _____ (state the exact cost or hourly, daily, or weekly rate

exclusive of travel or per diem expenses). Unless otherwise stated in the special terms and conditions, for the purpose of award, offers made in accordance with the Solicitation must be good and firm for a period of ninety (90) days from the date of bid opening. Contracted prices represent ceiling prices for the supplies and services offered. The Contractor shall report to the Lead State any price reduction or discount, or other more favorable terms offered to any Purchasing Entity and the Contractor agrees to negotiate in good faith to re-establish ceiling prices or other more favorable terms and conditions applicable to future orders. Bid prices must remain firm for the full term of the contract. In the case of error in the extension of prices in the bid, the unit prices will govern. WSCA does not guarantee to purchase any amount under this contract. Estimated quantities in the Solicitation are for bidding purposes only and are not to be construed as a guarantee to purchase any amount. Unless otherwise stated in the special terms and conditions offers made in accordance with the Solicitation must be good and firm for a period of ninety (90) days from the date of bid opening. Bid prices must remain firm for the full term of the contract. In the case of error in the extension of prices in the bid, the unit prices will govern. If Contractor has quoted a cash discount based upon early payment; discounts offered for less than thirty (30) days have not been considered in making the award. The date from which discount time is calculated shall be the date a correct invoice is received or receipt of shipment, whichever is later; except that if testing is performed, the date shall be the date of acceptance of the merchandise. WSCA is not liable for any costs incurred by the bidder in proposal preparation.

12. PAYMENT. Payment for completion of a contract is normally made within thirty (30) days following the date the entire order is delivered or the date a correct invoice is received, whichever is later. After forty-five (45) days the Contractor may assess overdue account charges up to a maximum rate of one (1) percent per month on the outstanding balance. Payments will be remitted by mail. Payments may be made via a Participating State's "Purchasing Card."

13. TAXES. Prices shall be exclusive of state sales and federal excise taxes. Where a Participating State is not exempt from sales taxes on sales within its state, the Contractor shall add the sales taxes on the billing invoice as a separate entry. Contractor will be responsible to pay all taxes, assessments, fees, premiums, permits, and licenses required by law. The Lead State's real property and personal property taxes are the responsibility of Contractor in accordance with NRS 361.157 and NRS 361.159. Contractor agrees to be responsible for payment of any such government obligations not paid by its subcontractors during performance of this contract. Nevada may set-off against consideration due any delinquent government obligation in accordance with NRS 353C.190.

14. FINANCIAL OBLIGATIONS OF PARTICIPATING STATES. Financial obligations of Participating States are limited to the orders placed by the departments or other state agencies and institutions having available funds. Participating States incur no financial obligations on behalf of political subdivisions. Unless otherwise specified in the Solicitation, the resulting award(s) will be permissive.

15. ORDER NUMBERS. Contract order and purchase order numbers shall be clearly shown on all acknowledgments, shipping labels, packing slips, invoices, and on all correspondence.

16. REPORTS. The Contractor shall submit quarterly reports to the WSCA Contract Administrator showing the quantities and dollar volume of purchases by each Participating State.

17. DELIVERY. The prices bid shall be the delivered price to any WSCA state agency or political subdivision. All deliveries shall be F.O.B. destination with all transportation and handling charges paid by the Contractor. Responsibility and liability for loss or damage shall remain with the Contractor until

final inspection and acceptance, when responsibility shall pass to the Buyer except as to latent defects, fraud and Contractor's warranty obligations. The minimum shipment amount will be found in the special terms and conditions. Any order for less than the specified amount is to be shipped with the freight prepaid and added as a separate item on the invoice. Any portion of an order to be shipped without transportation charges that is back-ordered shall be shipped without charge.

18. HAZARDOUS CHEMICAL INFORMATION. The Contractor will provide one set of the appropriate material safety data sheet(s) and container label(s) upon delivery of a hazardous material to any Buyer. All safety data sheets and labels will be in accordance with each Participating State's requirements.

19. INSPECTIONS. Goods furnished under this contract shall be subject to inspection and test by the Buyer at times and places determined by the Buyer. If the Buyer finds goods furnished to be incomplete or in non-compliance with bid specifications, the Buyer may reject the goods and require Contractor to either correct them without charge or deliver them at a reduced price which is equitable under the circumstances. If Contractor is unable or refuses to correct such goods within a time deemed reasonable by the Buyer, the Buyer may cancel the order in whole or in part. Nothing in this paragraph shall adversely affect the Buyer's rights including the rights and remedies associated with revocation of acceptance under the Uniform Commercial Code.

20. INSPECTION & AUDIT.

a. Books and Records. The Contractor will maintain, or supervise the maintenance of all records necessary to properly account for the payments made to the Contractor for costs authorized by this contract. Contractor agrees to keep and maintain under generally accepted accounting principles (GAAP) full, true and complete records, contracts, books, and documents as are necessary to fully disclose to WSCA, the State or United States Government, or their authorized representatives, upon audits or reviews, sufficient information to determine compliance with all state and federal regulations and statutes.

b. Inspection & Audit. Contractor agrees that the relevant books, records (written, electronic, computer related or otherwise), including, without limitation, relevant accounting procedures and practices of Contractor or its subcontractors, financial statements and supporting documentation, and documentation related to the work product shall be subject, at any reasonable time, to inspection, examination, review, audit, and copying at any office or location of Contractor where such records may be found, with or without notice by WSCA; the United States Government; the State Auditor or its contracted examiners, the Department of Administration, Budget Division, the Nevada State Attorney General's Office or its Fraud Control Units, the State Legislative Auditor, and with regard to any federal funding, the relevant federal agency, the Comptroller General, the General Accounting Office, the Office of the Inspector General, or any of their authorized representatives. All subcontracts shall reflect requirements of this paragraph.

c. Period of Retention. All books, records, reports, and statements relevant to this contract must be retained a minimum four (4) years after the contract terminates or or until all audits initiated within the four (4) years have been completed, whichever is later, and for five (5) years if any federal funds are used in the contract. The retention period runs from the date of payment for the relevant goods or services by the State, or from the date of termination of the Contract, whichever is later. Retention time shall be extended when an audit is scheduled or in progress for a period reasonably necessary to complete an audit and/or to complete any administrative and judicial litigation which may ensue.

21. CONTRACT TERMINATION. Any of the following events shall constitute cause for WSCA to declare Contractor in default of the contract: (1) nonperformance of contractual requirements; and/or (2) a material breach of any term or condition of this contract. WSCA shall issue a written notice of default providing a period in which Contractor shall have an opportunity to cure. Time allowed for cure shall not diminish or eliminate Contractor's liability for liquidated or other damages. If the default remains, after Contractor has been provided the opportunity to cure, WSCA may do one or more of the following: (1) exercise any remedy provided by law; (2). terminate this contract and any related contracts or portions thereof; (3) impose liquidated damages; and/or (4) suspend Contractor from receiving future bid solicitations.

Winding Up Affairs Upon Termination. In the event of termination of this contract for any reason, the parties agree that the provisions of this paragraph survive termination:

i. The parties shall account for and properly present to each other all claims for fees and expenses and pay those which are undisputed and otherwise not subject to set off under this contract. Neither party may withhold performance of winding up provisions solely based on nonpayment of fees or expenses accrued up to the time of termination;

ii. Contractor shall satisfactorily complete work in progress at the agreed rate (or a pro rata basis if necessary) if so requested by WSCA;

iii. Contractor shall execute any documents and take any actions necessary to effectuate an assignment of this contract if so requested by WSCA;

iv. Contractor shall preserve, protect and promptly deliver into WSCA's possession all proprietary information in accordance with paragraph (31).

22. REMEDIES. Except as otherwise provided for by law or this contract, the rights and remedies of the parties shall not be exclusive and are in addition to any other rights and remedies provided by law or equity, including, without limitation, actual damages, and to a prevailing party reasonable attorneys' fees and costs. It is specifically agreed that reasonable attorneys' fees shall include without limitation $125 per hour for attorneys employed by the Lead State. Nevada may set off consideration against any unpaid obligation of Contractor to any State agency in accordance with NRS 353C.190.

23. LIMITED LIABILITY. Nevada will not waive and intends to assert available NRS chapter 41 liability limitations in all cases. Contract liability of both parties shall not be subject to punitive damages. Liquidated damages shall not apply unless otherwise specified in the incorporated attachments. Damages for any breach by the Lead State shall never exceed the amount of funds appropriated for payment under this contract, but not yet paid to Contractor, for the fiscal year budget in existence at the time of the breach. Damages for any Contractor breach shall not exceed 150% of the contract maximum "not to exceed" value. Contractor's tort liability shall not be limited.

24. FORCE MAJEURE. Neither party to this contract shall be deemed to be in violation of this contract if it is prevented from performing any of its obligations hereunder due to strikes, failure of public transportation, civil or military authority, act of public enemy, accidents, fires, explosions, or acts of God, including, without limitation, earthquakes, floods, winds, or storms. In such an event the intervening cause must not be through the fault of the party asserting such an excuse, and the excused party is obligated to promptly perform in accordance with the terms of the contract after the intervening cause ceases. WSCA may terminate this contract after determining such delay or default will reasonably prevent successful performance of the contract.

25. INDEMNIFICATION. To the fullest extent permitted by law, and except to the extent caused by the negligence or willful misconduct of the WSCA/ ate of Nevada , employees, agents, volunteers and subcontractors,– Contractor shall indemnify, hold harmless and defend, not excluding the State's right to participate, Nevada from and against all liability, claims, actions, damages, losses, and expenses, including, without limitation, reasonable attorneys' fees and costs, arising out of any alleged negligent or willful acts or omissions of Contractor, its officers, employees and agents. The Contractor shall release, protect, indemnify and hold WSCA and the respective states and their officers, agencies, employees, harmless from and against any damage, cost or liability, including reasonable attorney's fees for any or all injuries to persons, property or claims for money damages arising from acts or omissions of the contractor, his employees or subcontractors or volunteers.

26. INSURANCE SCHEDULE. Unless expressly waived in writing by the Lead State or Participating States, Contractor, as an independent contractor and not an employee of the Lead State or Participating States, must carry policies of insurance in amounts specified in this Insurance Schedule and/or any Insurance Schedule agreed by Contractor and a Participating State via a participating addendum, and pay all taxes and fees incident hereunto. The Lead State and Participating States shall have no liability except as specifically provided in the contract. The Contractor shall not commence work before:

1) Contractor has provided the required evidence of insurance to the Lead State.

The Lead State's approval of any changes to insurance coverage during the course of performance shall constitute an ongoing condition subsequent this contract. Any failure of the Lead State to timely approve shall not constitute a waiver of the condition.

Insurance Coverage: The Contractor shall, at the Contractor's sole expense, procure, maintain and keep in force for the duration of the contract the following insurance conforming to the minimum requirements specified below. Unless specifically stated herein or otherwise agreed to by the Lead State, the required insurance shall be in effect prior to the commencement of work by the Contractor and shall continue in force as appropriate until the latter of:

1. Final acceptance by the Lead State of the completion of this contract; or
2. Such time as the insurance is no longer required by the Lead State under the terms of this contract.

Any insurance or self-insurance available to the State shall be excess of and non-contributing with any insurance required from Contractor as relates to Contractor operations. Contractor's insurance policies shall apply on a primary basis in this respect. Until such time as the insurance is no longer required by the Lead State, Contractor shall provide the Lead State with renewal or replacement evidence of insurance no less than tenthirty (130) business days before after the expiration or replacement of the required insurance-without lapse in coverage. If at any time during the period when insurance is required by the contract, an insurer or surety shall fail to comply with the requirements of this contract, as soon as Contractor has knowledge of any such failure, Contractor shall immediately notify the State and immediately replace such insurance or bond with an insurer meeting the requirements.

Workers' Compensation and Employer's Liability Insurance

1) Contractor shall provide proof of worker's compensation insurance.
2) Employer's Liability insurance with a minimum limit of $500,000 each employee per accident for bodily injury by accident or disease.

Commercial General Liability Insurance

1) Minimum Limits required:

$2,000,000.00 General Aggregate
$1,000,000.00 Products & Completed Operations Aggregate
$1,000,000.00 Personal and Advertising Injury
$1,000,000.00 Each Occurrence

2) Coverage shall be on an occurrence basis and shall be at least as broad as ISO 1996 form CG 00 01 (or a substitute form providing substantially equivalent coverage); and shall cover liability arising from premises, operations, independent contractors, completed operations, personal injury, products, civil lawsuits, ~~Title VII actions~~ and liability assumed under ~~an~~ this~~insured~~ contract (including the tort liability of another assumed in a business contract).

Business Automobile Liability Insurance

1) Minimum Limit required**: $Waived** Each Occurrence for bodily injury and property damage.
2) Coverage shall be for "any auto" (including owned, non-owned and hired vehicles).
The policy shall be written on ISO form CA 00 01 or a substitute providing equivalent liability coverage. If necessary, the policy shall be endorsed to provide contractual liability coverage.

Professional Liability Insurance

1) Minimum Limit required: $_**Waived** Each Claim
2) Retroactive date: Prior to commencement of the performance of the contract
3) Discovery period: Three (3) years after termination date of contract.
4) A certified copy of this policy may be required.

Umbrella or Excess Liability Insurance

1) May be used to achieve the above minimum liability limits.
2) Shall be endorsed to state it is "As Broad as Primary Policy"

Commercial Crime Insurance

Minimum Limit required: **$Waived** Per Loss for Employee Dishonesty
This insurance shall be underwritten on a blanket form amending the definition of "employee" to include all employees of the Vendor regardless of position or category.

General Requirements*:*

b. Waiver of Subrogation: Each liability insurance policy shall provide for a waiver of subrogation as to additional insureds.

c. Cross-Liability: All required general liability policies shall provide cross-liability coverage as would be achieve under the standard ISO separation of insureds clause.

d. Deductibles and Self-Insured Retentions: ~~Insurance maintained by Contractor shall apply on a first dollar basis without application of a deductible or self-insured retention unless otherwise specifically agreed to by the Lead State or Participating States. Such approval shall not relieve Contractor from the obligation to pay any deductible or self-insured retention. Any deductible or self-insured retention shall not exceed five thousand dollars ($5,000.00) per occurrence, unless otherwise approved.~~ We will select commercially reasonable deductibles and self-insured retention and will be responsible for their payment

e. Policy Cancellation: Except for ten (10) days notice for non-payment of premium, each insurance policy shall be endorsed to state that; without thirty (30) days prior written notice to the Lead State, the policy shall not be canceled, non-renewed or coverage and /or limits reduced or materially altered, and shall provide that notices required by this paragraph shall be mailed ~~sent~~ ~~by certified mailed~~ to the address identified on page 1 of the contract.

f. Approved Insurer: Each insurance policy shall be:

1) Issued by insurance companies authorized to do business in the Lead State and Participating States or eligible surplus lines insurers reasonably acceptable to the Lead State and Participating States and having agents upon whom service of process may be made, and

2) Currently rated by A.M. Best as "A- VII" or better.

Evidence of Insurance:

Prior to the start of any Work, Contractor must provide the following documents to the Lead State:

1) Certificate of Insurance: The Acord 25 Certificate of Insurance form or a form substantially similar must be submitted to the State to evidence the insurance policies and coverages required of Contractor.

2) Schedule of Underlying Insurance Policies: If Umbrella or Excess policy is evidenced to comply with minimum limits, a copy of the Underlyer Schedule from the Umbrella or Excess insurance policy may be required.

Review and Approval: Documents specified above must be submitted for review and approval by the Lead State prior to the commencement of work by Contractor. Neither approval by the Lead State nor failure to disapprove the insurance furnished by Contractor shall relieve Contractor of Contractor's full responsibility to provide the insurance required by this contract. Compliance with the insurance requirements of this contract shall not limit the liability of Contractor or its sub-contractors, employees or agents to the Lead State or others, and shall be in addition to and not in lieu of any other remedy available to the Lead State or Participating States under this contract or otherwise~~. The Lead State reserves the right to request and review a copy of any required insurance policy or endorsement to assure compliance with these requirements.~~

Mail all required insurance documents to the Lead State identified on page one of the contract

27. COMPLIANCE WITH LEGAL OBLIGATIONS. Any and all supplies, services and equipment bid and furnished shall comply fully with all applicable Federal and State laws and regulations. Contractor shall procure and maintain for the duration of this contract any state, county, city or federal license, authorization, waiver, permit, qualification or certification required by statute, ordinance, law, or regulation to be held by Contractor to provide the goods or services required by this contract. The Lead State may set-off against consideration due any delinquent government obligation in accordance with NRS 353C.190.

28. WAIVER OF BREACH. Failure to declare a breach or the actual waiver of any particular breach of the contract or its material or nonmaterial terms by either party shall not operate as a waiver by such party of any of its rights or remedies as to any other breach.

29. SEVERABILITY. If any provision of this contract is declared by a court to be illegal or in conflict with any law, the validity of the remaining terms and provisions shall not be affected; and the rights and obligations of the parties shall be construed and enforced as if the contract did not contain the particular provision held to be invalid.

30. ASSIGNMENT/DELEGATION. To the extent that any assignment of any right under this contract changes the duty of either party, increases the burden or risk involved, impairs the chances of obtaining the performance of this contract, attempts to operate as a novation, or includes a waiver or abrogation of any defense to payment by State, such offending portion of the assignment shall be void, and shall be a breach of this contract. Contractor shall not assign, sell, transfer, subcontract or sublet rights, or delegate responsibilities under this contract, in whole or in part, without the prior written approval of the WSCA Contract Administrator.

31. OWNERSHIP OF PROPRIETARY INFORMATION. Any reports, histories, studies, tests, manuals, instructions, photographs, negatives, blue prints, plans, maps, data, system designs, computer code (which is intended to be consideration under the contract), or any other documents or drawings, prepared or in the course of preparation by Contractor (or its subcontractors) in performance of its obligations under this contract shall be the exclusive property of WSCA and all such materials shall be delivered into WSCA possession by Contractor upon completion, termination, or cancellation of this contract. Contractor shall not use, willingly allow, or cause to have such materials used for any purpose other than performance of Contractor's obligations under this contract without the prior written consent of WSCA. Notwithstanding the foregoing, WSCA shall have no proprietary interest in any materials licensed for use that are subject to patent, trademark or copyright protection.

32. PATENTS, COPYRIGHTS, ETC. The Contractor shall release, indemnify and hold WSCA, the State, and Participating States and their officers, agents and employees harmless from liability of any kind or nature, including the Contractor's use of any copyrighted or un-copyrighted composition, secret process, patented or unpatented invention, article or appliance furnished or used in the performance of this contract.

33. PUBLIC RECORDS. Pursuant to NRS 239.010, information or documents received from Contractor may be open to public inspection and copying. The State will have the duty to disclose unless a particular record is made confidential by law or a common law balancing of interests. Contractor may label specific parts of an individual document as a "trade secret" or "confidential" in accordance with NRS 333.333, provided that Contractor thereby agrees to indemnify and defend the State for honoring such a designation. The failure to so label any document that is released by the State shall constitute a complete waiver of any and all claims for damages caused by any release of the records.

34. CONFIDENTIALITY. Contractor shall keep confidential all information, in whatever form, produced, prepared, observed or received by Contractor to the extent that such information is confidential by law or otherwise required by this contract.

35. NONDISCRIMINATION. Contractor agrees to abide by the provisions of Title VI and Title VII of the Civil Rights Act of 1964 (42 USC 2000e), which prohibit discrimination against any employee or applicant for employment, or any applicant or recipient of services, on the basis of race, religion, color, or national origin; and further agrees to abide by Executive Order No. 11246, as amended, which prohibits discrimination on basis of sex; 45 CFR 90 which prohibits discrimination on the basis of age, and Section 504 of the Rehabilitation Act of 1973, or the Americans with Disabilities Act of 1990 which prohibits discrimination on the basis of disabilities. Contractor further agrees to furnish information and reports to requesting Participating Entities, upon request, for the purpose of determining compliance with these statutes. Contractor agrees to comply with each individual Participating State's certification requirements, if any, as stated in the special terms and conditions. This contract may be canceled if the Contractor fails to comply with the provisions of these laws and regulations. Contractor must include this

provision in very subcontract relating to purchases by the States to insure that subcontractors and vendors are bound by this provision.

36. FEDERAL FUNDING. In the event federal funds are used for payment of all or part of this contract:

a. Contractor certifies, by signing this contract, that neither it nor its principals are presently debarred, suspended, proposed for debarment, declared ineligible, or voluntarily excluded from participation in this transaction by any federal department or agency. This certification is made pursuant to the regulations implementing Executive Order 12549, Debarment and Suspension, 28 C.F.R. pt. 67, § 67.510, as published as pt. VII of the May 26, 1988, Federal Register (pp. 19160-19211), and any relevant program-specific regulations. This provision shall be required of every subcontractor receiving any payment in whole or in part from federal funds.

b. Contractor and its subcontractors shall comply with all terms, conditions, and requirements of the Americans with Disabilities Act of 1990 (P.L. 101-136), 42 U.S.C. 12101, as amended, and regulations adopted thereunder contained in 28 C.F.R. 26.101-36.999, inclusive, and any relevant program-specific regulations.

c. Contractor and its subcontractors shall comply with the requirements of the Civil Rights Act of 1964, as amended, the Rehabilitation Act of 1973, P.L. 93-112, as amended, and any relevant program-specific regulations, and shall not discriminate against any employee or offeror for employment because of race, national origin, creed, color, sex, religion, age, disability or handicap condition (including AIDS and AIDS-related conditions.)

37. LOBBYING. The parties agree, whether expressly prohibited by federal law, or otherwise, that no funding associated with this contract will be used for any purpose associated with or related to lobbying or influencing or attempting to lobby or influence for any purpose the following:

a. Any federal, state, county or local agency, legislature, commission, counsel or board;

b. Any federal, state, county or local legislator, commission member, counsel member, board member, or other elected official; or

c. Any officer or employee of any federal, state, county or local agency; legislature, commission, counsel or board.

38. NON-COLLUSION. Contractor certifies that this contract and the underlying bid, have been arrived at independently and have been without collusion with, and without any agreement, understanding or planned common course of action with, any other vendor of materials, supplies, equipment or services described in the invitation to bid, designed to limit independent bidding or competition.

39. WARRANTIES.

a. Uniform Commercial Code. The Contractor acknowledges that the Uniform Commercial Code applies to this contract. In general, the contractor warrants that: (a) the product will do what the salesperson said it would do, (b) the product will live up to all specific claims that the manufacturer makes in their advertisements, (c) the product will be suitable for the ordinary purposes for which such product is used, (d) the product will be suitable for any special purposes that the Buyer has relied on the Contractor's skill or judgment to consider.

b. General Warranty. Contractor warrants that all services, deliverables, and/or work product under this contract shall be completed in a workmanlike manner consistent with standards in the trade, profession, or industry; shall conform to or exceed the specifications set forth in the incorporated attachments; and shall be fit for ordinary use, of good quality, with no material defects.

c. System Compliance. Contractor warrants that any information system application(s) shall not experience abnormally ending and/or invalid and/or incorrect results from the application(s) in the operating and testing of the business of the State. This warranty includes, without limitation, century recognition, calculations that accommodate same century and multicentury formulas and data values and date data interface values that reflect the century.

40. CONFLICT OF INTEREST. Contractor certifies that it has not offered or given any gift or compensation prohibited by the state laws of any WSCA participants to any officer or employee of WSCA or participating sates to secure favorable treatment with respect to being awarded this contract.

41. INDEPENDENT CONTRACTOR. Contractor shall be an independent contractor, and as such shall have no authorization, express or implied to bind WSCA or the respective states to any agreements, settlements, liability or understanding whatsoever, and agrees not to perform any acts as agent for WSCA or the states, except as expressly set forth herein.

42. POLITICAL SUBDIVISION PARTICIPATION. Participation under this contract by political subdivisions (i.e., colleges, school districts, counties, cites, etc.,) of the WSCA Participating States shall be voluntarily determined by the political subdivision. The Contractor agrees to supply the political subdivisions based upon the same terms, conditions and prices.

43. PROPER AUTHORITY. The parties hereto represent and warrant that the person executing this contract on behalf of each party has full power and authority to enter into this contract. Contractor acknowledges that as required by statute or regulation this contract is effective only after approval by the WSCA Board of Directors and only for the period of time specified in the contract. Any services performed by Contractor before this contract is effective or after it ceases to be effective are performed at the sole risk of Contractor. The Contractor certifies that neither it nor its principals are presently debarred, suspended, proposed for debarment, declared ineligible, or voluntarily excluded from participation in this transaction (contract) by any governmental department or agency.

44. GOVERNING LAW; JURISDICTION. This contract and the rights and obligations of the parties hereto shall be governed and construed in accordance with the laws of the state of Nevada, without giving effect to any principle of conflict-of-law that would require the application of the law of any other jurisdiction. The parties consent to the exclusive jurisdiction of the First Judicial District Court, Carson City, Nevada for enforcement of this contract. The construction and effect of any Participating Addendum or order against the contract(s) shall be governed by and construed in accordance with the laws of the Participating State. Venue for any claim, dispute or action concerning an order placed against the contract(s) or the effect of a Participating Addendum or shall be in the Purchasing State.

45. SIGNATURES IN COUNTERPART. Contract may be signed in any number of counterparts, each of which shall be an original, but all of which together shall constitute one in the same instrument.

46. ENTIRE CONTRACT AND MODIFICATION. This contract and its integrated attachment(s) constitute the entire agreement of the parties and such are intended as a complete and exclusive statement of the promises, representations, negotiations, discussions, and other agreements that may have been made in connection with the subject matter hereof. Unless an integrated attachment to this contract specifically displays a mutual intent to amend a particular part of this contract, general conflicts in language between any such attachment and this contract shall be construed consistent with the terms of this contract. The terms of this contract shall not be waived, altered, modified, supplemented or amended in any manner whatsoever without prior written approval of the WSCA Contract Administrator.

IN WITNESS WHEREOF, the parties hereto have caused this contract to be signed and intend to be legally bound thereby.

_____	_____
Independent Contractor's Signature	Date Independent's Contractor's Title
_____	_____
Signature	Date Title
_____	APPROVED BY WSCA BOARD OF DIRECTORS
Greg Smith, Administrator, State of Nevada	
	On _____
	(Date)
Approved as to form by:	
_____	On _____
Deputy Attorney General for Attorney General	(Date)

Effective 04/07

PARTICIPATING ADDENDUM
WESTERN STATES CONTRACTING ALLIANCE

STATEWIDE MASTER PRICE AGREEMENT

1. Scope**: This addendum covers contact number and *title* for State Agencies and Political Subdivisions.**

2. Changes: **(Replace this with specific changes or a statement that no changes are required)**

3. Lease Agreements: **(Insert a statement whether or not equipment lease agreement terms and conditions have been approved for use by the governmental entity)**

4. Primary Contact: The primary government contact individual for this participating addendum is as follows:

Name
Address
Telephone:
Fax:
E-mail:

5. Subcontractors:

6. Price Agreement Number: All purchase orders issued by purchasing entities within the jurisdiction of this participating addendum shall include price agreement number: xxxx

This Participating and the Master Price Agreement number xxxx (administered by the State of Nevada)together with its exhibits, set forth the entire agreement between the parties with respect to the subject matter of all previous communications, representations or agreements, whether oral or written, with respect to the subject matter hereof. Terms and conditions inconsistent with, contrary or in addition to the terms and conditions of this Addendum and the Price Agreement, together with its exhibits, shall not be added to or incorporated into this Addendum or the Price Agreement and its exhibits, by any subsequent purchase order or otherwise, and any such attempts to add or incorporate such terms and conditions are hereby rejected. The terms and conditions of this Addendum and the Price Agreement and its exhibits shall prevail and govern in the case of any such inconsistent or additional terms.

IN WITNESS WHEREOF, the parties have executed this Addendum as of the date of execution by both parties below.

Government Entity: _____	Contractor: _____
By: _____	By: _____
Name: _____	Name: _____
Title: _____	Title:_____
Date: _____	Date: _____

STATE OF UTAH COOPERATIVE CONTRACT

I. CONTRACTING PARTIES: This contract is between the Utah Division of Purchasing and the following Contractor:

Cellco Partnership d/b/a Verizon Wireless
Name

10170 Junction Drive
Street Address

Annapolis Junction	MD	20701
City	*State*	*Zip*

Vendor# 94253A Commodity Code#: 72551, 91579 Legal Status of Contractor: For-Profit Corporation

Contact *Name:* Doug Robertson *Phone Number:* 949-249-8700 *Email:* doug.robertson@verizonwireless.com

2. CONTRACT PORTFOLIO NAME: NASPO ValuePoint Wireless Data, Voice, and Accessories.

3. GENERAL PURPOSE OF CONTRACT: Wireless Data, Voice, and Accessories.

4. PROCUREMENT: This contract is entered into as a result of the procurement process on FY 2019, Solicitation# CJ 18012

5. CONTRACT PERIOD: Effective Date: Monday, August 12, 2019. Termination Date: Sunday, August 11, 2024 unless terminated early or extended in accordance with the terms and conditions of this contract.

6. Administrative Fee (if any): 0.25% on Corporate/Government Responsible (CRU) accounts and 0.10% on Individual Responsible ORV).

7. Prompt Payment Discount Details (if any): 5 Year contract that may be extended an additional 5 years.

8. ATTACHMENT A: Master Terms and Conditions

ATTACHMENT B: Scope of Work

ATTACHMENT C: Cost Sheet

ATTACHMENT G: Plan Description

ATTACHMENT H: Award Category I Reporting Template

ATTACHMENT I: Award Category 2 Reporting Template

ATTACHMENT J: Award Category 3 Reporting Template

ATTACHMENT L: Network Technology Questionnaire

ATTACHMENT M: New Product Request Form

ATTACHMENT N: New Product Log

ATTACHMENTS: Security Disclosures

ATTACHMENT V: Award Category Sheet

ATTACHMENT W: Award Category Sheet

Any conflicts between Attachment A and the other Attachments will be resolved in favor of Attachment A.

9. DOCUMENTS INCORPORATED INTO THIS CONTRACT BY REFERENCE BUT NOT ATTACHED:
   a. All other governmental laws, regulations, or actions applicable to the goods and/or services authorized by this contract.
   b. Utah Procurement Code, Procurement Rules, and Contractor's response to solicitation #CJ18012.

10. Each signatory below represents that he or she has the requisite authority to enter into this contract.

IN WITNESS WHEREOF, the parties sign and cause this contract to be executed. Notwithstanding verbal or other representations by the parties, the "Effective Date" of this Contract shall be the date provided within Section 5 above.

CONTRACTOR

Contractor's signature — Date: 08/09/2019

Todd Loccisano, VP - Contract Management
Type or Print Name and Title

DIVISION OF PURCHASING

Director, Division of Purchasing — Date

Attachment A:
NASPO ValuePoint Master Agreement Terms and Conditions

1. Master Agreement Order of Precedence

a. Any Order placed under this Master Agreement shall consist of the following documents:

(1) A Participating Entity's Participating Addendum ("PA");
(2) NASPO ValuePoint Master Agreement Terms & Conditions;
(3) A Purchase Order and/or an attached Specifications or Statement of Work (SOW) for Category 3 of the Solicitation
(5) Contractor's response to the Solicitation, as revised (if permitted) and accepted by the Lead State.
(6) The Solicitation, NASPO ValuePoint - Wireless Data, Voice, and Accessories # CJ18012.

b. These documents shall be read to be consistent and complementary. Any conflict among these documents shall be resolved by giving priority to these documents in the order listed above. Contractor terms and conditions that apply to this Master Agreement are only those that are expressly accepted by the Lead State and must be in writing and attached to this Master Agreement as an Exhibit or Attachment.

2. Definitions

Acceptance is defined by the Uniform Commercial Code (UCC) or the applicable state commercial code to the extent required by law. Acceptance shall not occur before the completion of delivery in accordance with the Order, installation if required, and a reasonable time for inspection of the Product.

Contractor means the person or entity delivering Products or performing services under the terms and conditions set forth in this Master Agreement.

Corporate/Government Responsible (CRU) accounts means Products purchased by a Purchasing Entity under this Master Agreement.

Embedded Software means one or more software applications which come preloaded on Equipment by the manufacturer, but does not include SaaS or subscription software subject to a separate license agreement.

Equipment means any device and accessory sold under this Master Agreement.

Intellectual Property means any and all patents, copyrights, service marks, trademarks, trade secrets, trade names, patentable inventions, or other similar proprietary rights, in tangible or intangible form, and all rights, title, and interest therein.

Individual Responsible (IRU) Accounts means purchases made by employees of a Participating State or Purchasing Entity for personal use.

Lead State means the State centrally administering any resulting Master Agreement(s).

Master Agreement means the underlying agreement executed by and between the Lead State and the Contractor, as now or hereafter amended.

NASPO ValuePoint is the cooperative contracting arm of the National Association of State Procurement Officials (NASPO), a non-profit organization formed in 1947 to promote public procurement throughout the country. NASPO ValuePoint facilitates administration of the NASPO cooperative group contracting consortium of state chief procurement officials for the benefit of state departments, institutions, agencies, and political subdivisions and other eligible entities (i.e., colleges, school districts, counties, cities, some nonprofit organizations, etc.) for all states, the District of Columbia, and territories of the United States. NASPO ValuePoint is identified in the Master Agreement as the recipient of reports and the NASPO ValuePoint administrative fee; and may perform contract administration functions relating to collecting and receiving reports and fees, as well as other contract administration functions, as assigned by the Lead State.

NASPO ValuePoint Administrative Fee means the payment based on the amount of CRU and IRU Account gross sales less any discounts, credits, taxes, fees, and shipping. The NASPO Administrative Fee for IRU Accounts shall be calculated based only on Products purchased and receiving a discount under this Master Agreement.

Order or **Purchase Order** means any written purchase order, sales order, contract or other document used by a Participating Entity or Purchasing Entity to order the Products. Purchase Orders shall not have additional terms and conditions that are not required by law or regulation. Purchase Order terms and conditions that conflict with this Master Agreement or a Participating Addendum will be considered void.

Participating Addendum means a bilateral agreement executed by a Contractor and a Participating Entity incorporating this Master Agreement and any other additional Participating Entity specific language or other requirements, e.g. ordering procedures specific to the Participating Entity, entity-specific terms and conditions, or as mutually agreed upon between the Parties.

Participating Entity means a state, or other legal entity, properly authorized to enter into a

Participating Addendum.

Participating State means a state, the District of Columbia, or one of the territories of the United States that is listed in the Request for Proposal as intending to participate. Upon execution of the Participating Addendum, a Participating State becomes a Participating Entity; however, a state listed in the Request for Proposal is not required to participate.

Product means any Equipment, software (including Embedded Software), software as a service ("SaaS"), documentation, professional services, service or other deliverable supplied or created by the Contractor pursuant to this Master Agreement. The term Products, supplies and services, and products and services are used interchangeably in these terms and conditions.

Purchasing Entity means a state (as well as the District of Columbia and U.S territories), city, county, district, other political subdivision of a State, and a nonprofit organization under the laws of some states, authorized or otherwise eligible to place an order under the terms of this Master Agreement, that issues a Purchase Order against a Participating Addendum and this Master Agreement.

Statement of Work (SOW) means a document that details the work of Category 3 Products and clarifies deliverables, costs, and timelines.

NASPO ValuePoint Program Provisions

3. Term of the Master Agreement

a. The initial term of this Master Agreement is for Five (5) years from the last date of signature of this Master Agreement. This Master Agreement may be extended beyond the original contract period for up to Five (5) additional years at the Lead State's discretion and by mutual agreement and upon review of requirements of Participating Entities, current market conditions, and Contractor performance.

b. The Master Agreement may be extended by mutual agreement for a reasonable period of time in adherence to the Lead State's Procurement Code, if in the judgment of the Lead State a follow-on, competitive procurement will be unavoidably delayed (despite good faith efforts) beyond the planned date of execution of the follow-on master agreement. This subsection shall not be deemed to limit the authority of a Lead State under its state law otherwise to negotiate contract extensions.

4. Amendments

The terms of this Master Agreement shall not be waived, altered, modified, supplemented or amended in any manner whatsoever without prior written agreement of the Lead State and Contractor.

5. Participants and Scope

a. Contractor may not deliver Products under this Master Agreement until a Participating Addendum or other documentation acceptable to the Participating Entity and Contractor is executed. Additional methods of ordering may be utilized if agreed to by the Lead State, NASPO and the Contractor in writing. The NASPO ValuePoint Master Agreement Terms and Conditions are applicable to any Order by a Purchasing Entity , except to the extent altered, modified, supplemented or amended by a Participating Addendum or Statement of Work (or included in a Purchase Order, as expressly required by a Purchasing Entity's laws or regulations). By way of illustration and not limitation, this authority may apply to unique delivery and invoicing requirements, confidentiality requirements, defaults on Orders, governing law and venue relating to Orders by a Participating Entity, indemnification, and insurance requirements. Statutory or constitutional requirements relating to availability of funds may require specific language in some Participating Addenda in order to comply with applicable law. The expectation is that these alterations, modifications, supplements, or amendments will be addressed in the Participating Addendum or, with the consent of the Purchasing Entity and Contractor, may be included in the ordering document (e.g. purchase order or contract) used by a Purchasing Entity to place the Order.

b. Use of specific NASPO ValuePoint cooperative Master Agreements by state agencies and political subdivisions are subject to the approval of the respective State Chief Procurement Official. Other Participating Entities (including cooperatives) authorized by individual state statutes to use state contracts including Native American government tribes and non-profit organizations, may be subject to the approval of the respective State Chief Procurement Official and/or their respective procurement rules. Issues of interpretation and eligibility for participation are solely within the authority of the respective State Chief Procurement Official.

c. Obligations under this Master Agreement are limited to those Participating Entities who have signed a Participating Addendum and Purchasing Entities within the scope of those Participating Addenda. Unless prohibited under law or regulation, States or other entities permitted to participate may use an informal competitive process to determine which Master Agreements to participate in through execution of a Participating Addendum. Financial obligations of Participating Entities who are states are limited to the orders placed by the departments or other state agencies and institutions having available funds. Participating Entities who are states incur no financial obligations on behalf of other Purchasing Entities. Contractor shall email a fully executed PDF copy of each state Participating Addendum to PA@naspovaluepoint.org to support documentation of participation and posting in appropriate NASPO data bases.

e. Participating Addenda shall not be construed to amend the following provisions in this Master Agreement between the Lead State and Contractor that prescribe NASPO ValuePoint Program requirements: Term of the Master Agreement; Amendments to the Master Agreement; Participants and Scope; Administrative Fee; NASPO ValuePoint Summary and Detailed Usage Reports; NASPO ValuePoint Cooperative Program Marketing and Performance Review; Right to Publish; Price and Rate Guarantee Period; and Individual Customers. Any such language shall be

void and of no effect.

f. Participating Entities, which are not states, may under some circumstances sign their own Participating Addendum. To the extent required by NASPO ValuePoint's cooperative purchasing program, or as otherwise may be required by applicable law, Participating Entities may be subject to the consent to participation by the Chief Procurement Official of the state where the Participating Entity is located. Requests for such participation are to be made through NASPO ValuePoint. Any permission to participate through execution of a Participating Addendum or placement of a purchase order, is not a determination that procurement authority exists in the Participating Entity; each entity must ensure that it has the requisite procurement authority to execute a Participating Addendum or to place an order under the Master Agreement.

g. Resale. "Resale" means any payment in exchange for transfer of Products or assignment of the right to services. Subject to any specific conditions included in the solicitation or Contractor's proposal as accepted by the Lead State, or as explicitly permitted in a Participating Addendum, Purchasing Entities may not resell Products. Absent any such condition or explicit permission, this limitation does not prohibit: payments by employees of a Purchasing Entity for Products for official use only; sales of Equipment to the general public or the Purchasing Entity's employees as surplus property in compliance with the Purchasing Entity's Surplus Property Program; and fees associated with inventory transactions with other governmental or nonprofit entities consistent with a Purchasing Entity's applicable laws and regulations, Participating Addendum, Purchase Order and/or User Agreement. Purchasing Entities are responsible for any taxes associated with the resale of surplus property. Any sale or transfer permitted by this subsection must be consistent with license rights granted for use of intellectual property.

If fraud or abuse is discovered (e.g., such as a repeated pattern of purchasing discounted devices with service and disconnecting the service prior to the termination of the order or purchasing an excessive number of accessories compared to the number of active lines on the account), Contractor reserves the right to charge the full retail value for the Equipment and terminate the Participating Addendum and/or Order.

6. Administrative Fees

a. The Contractor shall pay to NASPO ValuePoint, or its assignee, a NASPO ValuePoint Administrative Fee of 0.25% on Corporate/Government Responsible (CRU) accounts and 0.10% on all Individual Responsible (IRU) accounts no later than sixty (60) days following the end of each calendar quarter. The NASPO ValuePoint Administrative Fee shall be submitted quarterly and is based on all sales of products and services for both Corporate/Government Responsible (CRU) and Individual Response (IRU) accounts under the Master Agreement (less any charges for taxes or shipping). The NASPO ValuePoint Administrative Fee is not negotiable.

b. Additionally, some states may require an additional fee be paid directly to the state only on purchases made by Purchasing Entities within that state. For all such requests, the fee level, payment method and schedule for such reports and payments will be incorporated into the

Participating Addendum that is made a part of the Master Agreement. The Contractor may adjust the Master Agreement pricing accordingly for purchases made by Purchasing Entities within the jurisdiction of the state. All such agreements shall not affect the NASPO ValuePoint Administrative Fee percentage or the prices paid by the Purchasing Entities outside the jurisdiction of the state requesting the additional fee.

7. NASPO ValuePoint Summary and Detailed Usage Reports

In addition to reports required by this solicitation or otherwise agreed to by the Parties, the Contractor shall provide the following NASPO ValuePoint reports.

a. Summary Sales Data. The Contractor shall submit quarterly sales reports directly to NASPO ValuePoint using the NASPO ValuePoint Quarterly Sales/Administrative Fee Reporting Tool found at http://calculator.naspovaluepoint.org. Any/all sales made under this Master Agreement shall be reported as cumulative totals by state for Government Responsible accounts. A separate report shall be submitted and reported as cumulative totals by state for Individual Responsible (IRU) Accounts. Even if Contractor experiences zero sales during a calendar quarter, a report is still required. Reports shall be due no later than forty-five days (45) days following the end of the calendar quarter (as specified in the reporting tool).

b. Detailed Sales Data. Contractor shall also report detailed sales data using the format provided in Attachments H, I, J and K. Reports are due on a quarterly basis and must be received by the Lead State and NASPO ValuePoint Cooperative Development Team no later than forty-five (45) days after the end of the reporting period. Reports shall be delivered to the Lead State and to the NASPO ValuePoint Cooperative Development Team electronically through a designated portal, email, CD-ROM, flash drive or other method as determined by the Lead State and NASPO ValuePoint. Detailed sales data reports shall include sales information for all sales under this Master Agreement.

c. Reportable sales for the summary sales data report and detailed sales data report includes sales to employees for personal use where authorized by the solicitation and the Participating Addendum. Report data for employees should be limited to ONLY the state and entity that are participating under the authority of (state and agency, city, county, school district, etc.) and the amount of sales. No personal identification numbers, e.g. names, addresses, **social security numbers or any other numerical identifier**, may be submitted with any report.

d. Contractor shall provide NASPO ValuePoint with an executive summary each quarter that includes, at a minimum, a list of states with an active Participating Addendum and states that Contractor is in negotiations with for a NASPO Participating Addendum. NASPO ValuePoint and Contractor will determine the format and content of the executive summary. The executive summary is due forty-five (45) days after the conclusion of each calendar quarter.

e. Timely submission of these reports is a material requirement of the Master Agreement. The

Lead State and NASPO ValuePoint shall have a perpetual, irrevocable, non-exclusive, royalty free, non-transferable right to modify, copy, and otherwise use reports, data and information provided under this section. Any sharing of the data with anyone other the entities listed in Section f. below requires the Contractor's written authorization.

f. All Participating Entities and Purchasing Entities are deemed to have consented to the release of any required reporting information to the Lead State, their respective Participating State and NASPO ValuePoint (including information generally deemed Customer Proprietary Network Information (CPNI) for purposes of monitoring the contract and calculating the fees that are due and payable to NASPO ValuePoint for administering the contract. Participating Entities and Purchasing Entities have a right to decline to release this information, however, they may not purchase under the Master Agreement if they choose to do so.

8. NASPO ValuePoint Cooperative Program Marketing, Training, and Performance Review

a. Contractor agrees to work cooperatively with NASPO ValuePoint personnel. Under a non-disclosure agreement, Contractor agrees to present plans to NASPO ValuePoint for the management and promotion of the Master Agreement.

b. Contractor agrees, absent anything to the contrary outlined in a Participating Addendum, to consider a Purchasing Entity's proposed terms and conditions, as deemed important to the Purchasing Entity, for possible inclusion into the customer agreement. Contractor will ensure that their sales force is aware of this contracting option.

c. Contractor agrees to participate in an annual contract performance review at a location selected by the Lead State and NASPO ValuePoint, which may include a discussion of marketing action plans, target strategies, marketing materials, as well as Contractor reporting and timeliness of payment of administration fees.

d. Contractor acknowledges that the NASPO ValuePoint logos may not be used by Contractor in sales and marketing until a logo use agreement is executed with NASPO ValuePoint.

e. The Lead State expects to evaluate the utilization of the Master Agreement at the annual performance review. Lead State may, in its discretion, cancel the Master Agreement pursuant to section 28 herein, or not exercise an option to renew, when Contractor utilization does not warrant further administration of the Master Agreement. The Lead State may exercise its right to not renew the Master Agreement if vendor fails to record or report revenue for three consecutive quarters, upon 60-calendar day written notice to the Contractor. Cancellation based on nonuse or under-utilization will not occur sooner than one year after award (or execution if later) of the Master Agreement. This subsection does not limit the discretionary right of either the Lead State or Contractor to cancel the Master Agreement pursuant to section 28 herein or to terminate for default pursuant to section 30 herein.

f. Contractor agrees to notify the Lead State and NASPO ValuePoint of any contractual most-favored-customer provisions in any Cooperative Purchasing Agreements that may affect the promotion of this Master Agreements or whose terms provide for adjustments to future rates or pricing based on rates, pricing in, or Orders from this master agreement. Upon request of the Lead State or NASPO ValuePoint, Contractor shall provide a copy of any such provisions. For the purposes of this paragraph, Cooperative Purchasing Agreement shall mean a cooperative purchasing program facilitating public procurement solicitations and agreements using a lead-agency model. This does not include contracts with any federal agency or any federal contract.

9. Right to Publish

Except for publicly available information, throughout the duration of this Master Agreement, Contractor must secure from the Purchasing Entity and/or Lead State (based on which entity holds the public record) prior approval for the release of information. This limitation does not preclude publication about the award of the Master Agreement or marketing activities. The Contractor shall not make any representations of NASPO ValuePoint's opinion or position as to the quality or effectiveness of the services that are the subject of this Master Agreement without prior written consent. Failure to adhere to this requirement may result in termination of the Master Agreement for cause.

10. Price and Rate Guarantee Period

Contracted prices represent ceiling prices for the supplies and services offered. Bid prices must remain firm for the full term of the Master Agreement. Requests for price increases must include sufficient documentation supporting the request which shall not be effective unless approved by the Lead State in writing. No retroactive adjustments to prices or rates will be allowed.

11. Individual Customers

Except to the extent modified by a Participating Addendum or SOW, each Purchasing Entity shall follow the terms and conditions of the Master Agreement and applicable Participating Addendum and will have the same rights and responsibilities for their purchases as the Lead State has in the Master Agreement, including but not limited to, any indemnity or right to recover any costs as such right is defined in the Master Agreement and applicable Participating Addendum for their purchases. Each Purchasing Entity will be responsible for its own taxes, charges, fees, and liabilities. The Contractor will apply the charges and invoice each Purchasing Entity individually.

Administration of Orders

13. Ordering

a. The Contractor will have an ordering system that will allow for ordering documents to include the Purchasing Entity's purchase order number, this Master Agreement number or other ordering number.
b. Purchasing Entities may define entity or project-specific requirements and informally

compete the requirement among companies having a Master Agreement on an "as needed" basis. This procedure may also be used when requirements are aggregated or other firm commitments may be made to achieve reductions in pricing. This procedure may be modified in Participating Addenda and adapted to the Purchasing Entity's rules and policies. The Purchasing Entity may in its sole discretion determine which Master Agreement Contractors should be solicited for a quote. The Purchasing Entity may select the quote that it considers most advantageous, cost and other factors considered.

c. Each Purchasing Entity will identify and utilize its own appropriate purchasing procedure and documentation. Contractor is expected to become familiar with the Purchasing Entities' rules, policies, and procedures regarding the ordering of Products, supplies and/or services contemplated by this Master Agreement.

d. Contractor shall not begin work without a valid Purchase Order or other appropriate commitment document under the law of the Purchasing Entity.

e. All Orders pursuant to this Master Agreement, at a minimum and where applicable, may include the following:

Packing Slip (with shipment)

- Item Summary
    - Product description
    - SKU
    - IMEI
    - ICCID
    - Retail Price
- Line Details
    - Mobile Number
    - User Name
    - Contract Term
- Quantity
- Price
- Subtotal charges
- Ship to Address
- Order Number
- Location Code
- Date order was placed
- Date order was processed
- Ship date
- Package ID

Order Summary Details (Delivered by Email)

- Order Number

- Order Status
- Order Type
- Order Created by
- Order Date
- Ship Date
- Bill to Entity name and address
- Ship to name and address (may enter Purchasing Entity ordering information in text)
- Payment method
- Shipping courier
- Tracking number
- Mobile Number
- Device ID
- SIM ID
- User Name
- Product description
- Quantity
- Plan and feature details
- Total charges

f. All communications concerning administration of Orders placed shall be furnished solely to the authorized purchasing agent within the Purchasing Entity's purchasing office, or to such other individual identified in writing in the Order.

g. Orders must be placed pursuant to this Master Agreement prior to the termination date. Contractor is reminded that financial obligations of Purchasing Entities payable after the current applicable fiscal year are contingent upon agency funds for that purpose being appropriated, budgeted, and otherwise made available.

h. Notwithstanding the expiration, cancellation or termination of this Master Agreement, Contractor agrees to perform in accordance with the terms of any Orders then outstanding at the time of such expiration, cancellation or termination.

14. Shipping and Delivery

a. All deliveries shall be F.O.B. destination with all transportation and handling charges paid by the Contractor. Responsibility and liability for loss or damage shall remain with the Contractor until final inspection and acceptance, when responsibility shall pass to the Purchasing Entity except as to latent defects, fraud, and Contractor's warranty obligations. Any portion of an order to be shipped without transportation charges that is backordered shall be shipped without charge.

b. Unless otherwise instructed or not practicable, all deliveries will be "Inside Deliveries" as designated by a representative of the Purchasing Entity placing the Order. Inside Delivery refers to a delivery to other than a loading dock, front lobby, or reception area. Specific

delivery instructions will be noted on the order form. Any damage to the building's interior, scratched walls, damage to the freight elevator, or other damage caused by the Contractor during the delivery of Products purchased under this Master Agreement will be the responsibility of the Contractor. If damage does occur, it is the responsibility of the Contractor to immediately notify the Purchasing Entity placing the Order. The Purchasing Entity shall immediately notify the Contractor of any suspected damage by the Contractor's agent.

c. All new Products purchased under this Agreement must be delivered in the manufacturer's standard package. Costs shall include all packing and/or crating charges. Cases shall be of durable construction, good condition, properly labeled and suitable in every respect for storage and handling of contents. Each shipping carton shall be marked with the commodity, brand, quantity, item code number.

15. Laws and Regulations

Any and all Products offered and furnished shall comply fully with all applicable Federal and State laws and regulations.

16. Inspection and Acceptance

The inspection and Acceptance section below shall not apply to Category 3 Products from the solicitation. The inspection and Acceptance for Category 3 Products shall be described in a separate exhibit or contractual document and agreed to between the Purchasing Entity and the Contractor.

a. This section is not intended to limit rights and remedies under the applicable state commercial code or UCC.

b. All Products are subject to inspection at reasonable times and places before Acceptance, which shall not exceed 30 days from the date of delivery. Upon inspection and if the Purchasing Entity finds Products furnished to be incomplete or in non-compliance with bid specifications, the Buyer may reject the Products and require Contractor to correct them without charge. If Contractor is unable or refuses to correct such Products within a reasonable amount of time, the Purchasing Entity may cancel the Order in whole or in part. Nothing in this paragraph shall adversely affect the Buyer's rights including the rights and remedies associated with revocation of acceptance under the applicable state commercial code or UCC. Contractor shall provide prepaid shipping labels for all Products returned under this paragraph.

c. The warranty period shall begin upon Acceptance.

d. If the Product is not Accepted after inspection, a Purchasing Entity may, at its discretion, reject the Product within the inspection time period described in paragraph b of this section. Upon rejection, the Contractor will have fifteen (15) calendar days to cure. If after the cure period, the Product still has not been Accepted, the Purchasing Entity may, at its option: (a) declare Contractor to be in breach and terminate the Order; (b) demand a similar replacement Product

from Contractor at no additional cost to Purchasing Entity; or, (c) continue the cure period for an additional time period agreed upon by the Purchasing Entity and the Contractor. Contractor shall provide packaging and prepaid shipping labels for Products not Accepted. No charges for Products rejected shall be paid until Acceptance has taken place.

17. Payment

Payment after Acceptance is due within 30 days following the date the Product is delivered or installed, or the date a correct invoice is received, whichever is later, unless otherwise specified within the Order. After 45 days the Contractor may assess overdue account charges up to a maximum rate of one percent per month on the outstanding balance, unless a different late payment amount is specified in a Participating Addendum, Order, or otherwise prescribed by applicable law. Payments will be remitted by mail or electronic funds transfer (EFT). Payments may be made via a State or political subdivision "Purchasing Card" with no additional charge.

18. Warranty

The Warranty section below shall not apply to Category 3 Products from the solicitation. The Warranty for Category 3 Products shall be described in a separate exhibit or contractual document, agreed to between the Purchasing Entity and the Contractor and no less than one (1) year.

Unless specified in any other contract document pursuant to this Master Agreement, this Warranty section governs. The Contractor warrants for a period of <u>one</u> year from Acceptance that: (a) the Product will perform according to all specific claims that the Contractor made in its response to the solicitation, (b) the Product is suitable for the ordinary purposes for which such Product is used, (c) the Product is suitable for any special purposes identified in the solicitation or for which the Purchasing Entity has reasonably relied on the Contractor's skill or judgment, (d) the Product is designed and manufactured in a commercially reasonable manner, and (e) the Product is free of material defects. Upon breach of the warranty, the Contractor will repair or replace (at no charge to the Purchasing Entity, including, packaging and prepaid shipping labels) the Product whose nonconformance is discovered and made known to the Contractor. The rights and remedies of the parties under this warranty are in addition to any other rights and remedies of the parties provided by law or equity, including, without limitation, actual damages, and, as applicable and awarded under the law, to a prevailing party, reasonable attorneys' fees and costs.

19. Title of Product

Upon Acceptance and payment by the Purchasing Entity, Contractor shall convey to Purchasing Entity title to Equipment free and clear of all liens, encumbrances, or other security interests. Transfer of title to the Equipment shall include an irrevocable and perpetual license to use any Embedded Software in Equipment purchased. If Purchasing Entity subsequently transfers title of the Equipment to another entity, Purchasing Entity shall have the right to transfer the license to use the Embedded Software with the transfer of Equipment's title. A subsequent transfer of this Embedded Software shall be at no additional cost or charge to either Purchasing Entity or

Purchasing Entity's transferee.

20. License of Embedded Software

Contractor grants to the Purchasing Entity a non-exclusive, royalty free, perpetual license to use the Embedded Software to achieve the purposes of the Master Agreement.

General Provisions

21. Insurance

a. Unless otherwise agreed in a Participating Addendum, Contractor shall, during the term of this Master Agreement, maintain in full force and effect, the insurance described in this section. Contractor shall acquire such insurance from an insurance carrier or carriers licensed, authorized or permitted to conduct business in each Participating Entity's state and having a rating of A-, Class VII or better, in the most recently published edition of A.M. Best's Insurance Reports. Failure to buy and maintain the required insurance may result in this Master Agreement's termination or, at a Participating Entity's option, result in termination of its Participating Addendum.

b. Coverage shall be written on an occurrence basis. The limits shall be as indicated below:

(1) Commercial General Liability including premises operations, independent contractors, products and completed operations, blanket contractual liability, personal injury), advertising liability bodily injury (including death) and property damage, with a limit of $1 million per occurrence and $2 million general aggregate; unless otherwise required by State law.

(2) Workers Compensation in compliance with the statutory requirements of the state(s) of operation and Employers Liability with a limit of $1 million each accident/disease/policy limit insurance requirements.

c. Contractor shall pay premiums on all insurance policies. Upon receipt of notice from its insurer(s) Contractor shall provide thirty (30) days' prior written notice of cancellation to a Participating Entity.

d. Prior to commencement of performance, Contractor shall provide to the Lead State a certificate of insurance reasonably acceptable to the Lead State that (1) includes the Participating States identified in the Request for Proposal as additional insureds as their interest may appear under this Agreement, (2) the blanket additional insured endorsement, (3) provides that written notice of cancellation shall be delivered in accordance with the policy provisions, and (4) provides that the Contractor's liability insurance policy shall be primary, with any liability insurance of any Participating State as secondary and noncontributory. Unless otherwise agreed in any

Participating Addendum, other state Participating Entities' rights and Contractor's obligations are the same as those specified in the first sentence of this subsection except the endorsement is provided to the applicable state.

e. Contractor shall furnish to the Lead State copies of certificates of all required insurance in a form sufficient to show required coverage within thirty (30) calendar days of the execution of this Master Agreement and prior to performing any work. Copies of renewal certificates of all required insurance shall be furnished within thirty (30) days after any renewal date to the applicable state Participating Entity. Failure to provide evidence of coverage may, at the sole option of the Lead State, or any Participating Entity, result in this Master Agreement's termination or the termination of any Participating Addendum, respectively.

f. Coverage and limits shall not limit Contractor's liability and obligations under this Master Agreement, any Participating Addendum, or any Purchase Order.

22. Records Administration and Audit

a. The Contractor shall maintain books, records, documents, and other evidence pertaining to this Master Agreement and Orders placed by Purchasing Entities under it to the extent and in such detail as shall adequately reflect performance and administration of payments and fees. Contractor shall permit the Lead State to examine, copy and/or transcribe Contractor's books, documents, papers and records directly pertinent to this Master Agreement or Orders placed by a Purchasing Entity under it for the purpose of making audits, examinations, excerpts, and transcriptions to assure compliance with the terms hereof or to evaluate performance hereunder. This right shall survive for a period of five (5) years following termination of this Agreement or final payment for any Order placed by a Purchasing Entity against this Agreement, whichever is later, or such longer period as is required by the Purchasing Entity's state statutes, to assure compliance with the terms hereof or to evaluate performance hereunder.

To the extent required by law, the federal government (including the U.S. Comptroller General), and any other duly authorized agent of a governmental agency may audit, inspect, examine, copy and/or transcribe Contractor's books, documents, papers and records directly pertinent to this Master Agreement or Orders placed by a Purchasing Entity under it for the purpose of making audits, examinations to assure compliance with the terms hereof or to evaluate performance hereunder. This right shall survive for a period of five (5) years following termination of this Agreement or final payment for any Order placed by a Purchasing Entity against this Agreement, whichever is later, or such longer period as is required by the Purchasing Entity's state statutes, to assure compliance with the terms hereof or to evaluate performance hereunder.

b. Upon notification and within a reasonable amount of time and without limiting any other available remedies, the Contractor shall reimburse the Lead State, Participating Entity, or Purchasing Entity for any overpayments inconsistent with the terms of the Master Agreement or Orders; or the Purchasing Entity or NASPO ValuePoint for underpayment of Contractor's Administrative Fees.

c. The rights and obligations herein exist in addition to any quality assurance obligation in the Master Agreement requiring the Contractor to self-audit contract obligations. Contractor agrees to keep and maintain full, true, and complete billing records, books, and documents as are necessary to fully disclose to the Lead State or the United States Government, or their authorized representatives, upon audits or reviews, sufficient information to determine compliance with this Agreement and all state and federal regulations and statutes.

d. Participating Entities' Rights. Contractor will provide each Participating Entity with reasonable access to Contractor's billing records, invoices, and price plan details related to the corresponding Participating Entity's payment and participation in the Master Agreement.

23. Confidentiality, Non-Disclosure, and Injunctive Relief

a. Confidentiality. Contractor acknowledges that it and its employees or agents may, in the course of providing a Product under this Master Agreement, be exposed to or acquire information that is confidential. Any and all information of any form that is marked as confidential, or information which the Contractor believes to be Customer Proprietary Network Information (CPNI) pursuant to federal law (specifically, 47 USC 222(h)). , or Personally Identifiable Information (PII) obtained by Contractor or its employees or agents in the performance of this Master Agreement is confidential information of Purchasing Entity ("Confidential Information"). Any reports or other documents or items (including software) that result from the use of the Confidential Information by Contractor shall be treated in the same manner as the Confidential Information. Confidential Information does not include information that (1) is or becomes (other than by disclosure by Contractor) publicly known; (2) is furnished by Purchasing Entity to others without restrictions similar to those imposed by this Master Agreement; (3) is rightfully in Contractor's possession without the obligation of nondisclosure prior to the time of its disclosure under this Master Agreement; (4) is obtained from a source other than Purchasing Entity without the obligation of confidentiality, (5) is disclosed with the written consent of Purchasing Entity or; (6) is independently developed by employees, agents or subcontractors of Contractor who can be shown to have had no access to the Confidential Information.

b. Non-Disclosure. Contractor shall hold Confidential Information in confidence, using at least the industry standard of confidentiality, and shall not copy, reproduce, sell, assign, license, market, transfer or otherwise dispose of, give, or disclose Confidential Information to third parties or use Confidential Information for any purposes whatsoever other than what is necessary to the performance of Orders placed under this Master Agreement. Contractor shall advise each of its employees and agents of their obligations to keep Confidential Information confidential. Contractor shall use commercially reasonable efforts to assist Purchasing Entity in identifying and preventing any unauthorized use or disclosure of any Confidential Information. Without limiting the generality of the foregoing, Contractor will use commercially reasonable efforts to promptly notify the Purchasing Entity, applicable Participating Entity, and the Lead State and assist in investigating and assessing the extent and nature of the unauthorized disclosure. Notification is made based on statutory or contractual requirements. Contractor shall, at its expense to the extent caused by Contractor or their agent, cooperate with Purchasing Entity

in seeking injunctive or other equitable relief in the name of Purchasing Entity or Contractor against any such person. Except as directed by Purchasing Entity, Contractor will not at any time during or after the term of this Master Agreement disclose, directly or indirectly, any Confidential Information to any person, except in accordance with this Master Agreement, and that upon termination of this Master Agreement or at Purchasing Entity's request, Contractor shall turn over to Purchasing Entity, or certify the destruction of, all documents, papers, and other matter in Contractor's possession that embody Confidential Information. Notwithstanding the foregoing, Contractor may keep one copy of such Confidential Information necessary for quality assurance, audits and evidence of the performance of this Master Agreement.

c. Injunctive Relief. Contractor acknowledges that breach of this section, including disclosure of any Confidential Information, will cause irreparable injury to Purchasing Entity that is inadequately compensable in damages. Accordingly, Purchasing Entity may seek and obtain injunctive relief against the breach or threatened breach of the foregoing undertakings, in addition to any other legal remedies that may be available. Contractor acknowledges and agrees that the covenants contained herein are necessary for the protection of the legitimate business interests of Purchasing Entity and are reasonable in scope and content.

d. Purchasing Entity Law. These provisions shall be applicable only to extent they are not in conflict with the applicable public disclosure laws of any Purchasing Entity.

e. The rights granted to Purchasing Entities and Contractor's obligations under this section shall also extend to NASPO ValuePoint's properly marked Confidential Information. To the extent permitted by law, this provision does not apply to disclosure to the Lead State, a Participating State, or any governmental entity exercising an audit, inspection, or examination pursuant to section 22. To the extent permitted by law, Contractor shall notify the Lead State of the identity of any entity seeking access to the Confidential Information described in this subsection.

f. Participating Entities are deemed to have consented to the sharing of CPNI and account information with the Lead State and NASPO ValuePoint as a condition of utilizing this contract with its associated pricing. Said information will only be used for purposes of calculating the administrative fees to which NASPO ValuePoint may be entitled for administering this contract. Where such information is required by any Participating State, which may impose its own administrative fee, such information may also only be used by it for purposes of calculating the administrative fee to which it may be entitled.

24. Public Information

This Master Agreement and all related documents are subject to disclosure pursuant to the Purchasing Entity's public records laws.

25. Assignment/Subcontracts

a. Contractor shall not assign, sell, transfer, subcontract or sublet rights, or delegate responsibilities under this Master Agreement, in whole or in part, without the prior written approval of the Lead State.

b. The Lead State reserves the right to assign any rights or duties, including written assignment of contract administration duties to NASPO ValuePoint and another State.

26. Changes in Contractor Representation

The Contractor must notify the Lead State of changes in the Contractor's key administrative personnel (listed in the Contractor's Solicitation response) managing the Master Agreement in writing within 10 calendar days of the change. The Contractor agrees to propose replacement key personnel having substantially equal or better education, training, and experience that was possessed by the key person proposed and evaluated in the Contractor's proposal. Changes in key personnel are subject to the written consent of the Lead State, which shall not be unreasonably withheld.

27. Independent Contractor

The Contractor shall be an independent contractor. Contractor shall have no authorization, express or implied, to bind the Lead State, Participating States, other Participating Entities, or Purchasing Entities to any agreements, settlements, liability or understanding whatsoever, and agrees not to hold itself out as agent except as expressly set forth herein or as expressly agreed in any Participating Addendum.

28. Cancellation

Unless otherwise stated, this Master Agreement may be canceled by either party upon 60 days written notice prior to the effective date of the cancellation. Further, any Participating Entity may cancel its participation upon 30 days written notice, unless otherwise limited or stated in the Participating Addendum. Cancellation may be in whole or in part. Any cancellation under this provision shall not affect the rights and obligations attending orders outstanding at the time of cancellation, including any right of a Purchasing Entity to indemnification by the Contractor, rights of payment for Products delivered and accepted, rights attending any warranty or default in performance in association with any Order, and requirements for records administration and audit. Cancellation of the Master Agreement due to Contractor default may be immediate.

29. Force Majeure

Neither party to this Master Agreement shall be held responsible for delay or default caused by fire, riot, unusually severe weather, other acts of God, or war which are beyond that party's reasonable control. The Lead State may terminate this Master Agreement after determining such delay or default will reasonably prevent successful performance of the Master Agreement.

30. Defaults and Remedies

a. The occurrence of any of the following events shall be an event of default under this Master Agreement:

(1) Nonperformance of contractual requirements; or

(2) A breach of any material term or condition of this Master Agreement; or

(3) Any certification, representation or warranty by Contractor in response to the solicitation or in this Master Agreement that proves to be untrue or materially misleading; or

(4) Institution of proceedings under any bankruptcy, insolvency, reorganization or similar law, by or against Contractor, or the appointment of a receiver or similar officer for Contractor or any of its property, which is not vacated or fully stayed within thirty (30) calendar days after the institution or occurrence thereof that impairs Contractor's ability to perform under the contract; or

(5) Any default specified in another section of this Master Agreement.

b. Upon the occurrence of an event of default, the Lead State shall issue a written notice of default, identifying the nature of the default, and providing a period of 15 calendar days in which Contractor shall have an opportunity to cure the default.

Upon the occurrence of an event of default for Category 3 Products, the Lead State shall issue a written notice of default and identify the nature of the default. Contractor shall have sixty (60) days to cure, unless otherwise agreed by the Purchasing Entity and the Contractor in light of the circumstances.

The Lead State shall not be required to provide advance written notice or a cure period and may immediately terminate this Master Agreement in whole or in part if the Lead State, in its sole discretion, determines that it is reasonably necessary to preserve public safety or prevent immediate public crisis. Time allowed for cure shall not diminish or eliminate Contractor's liability for damages.

c. If Contractor is afforded an opportunity to cure and fails to cure the default within the period specified above in Section b, Contractor shall be in breach of its obligations under this Master Agreement and the Lead State shall have the right to exercise any or all of the following remedies:

(1) Exercise any remedy provided by law;

(2) Terminate this Master Agreement and any related Orders or portions thereof;

(3) (Intentionally Omitted);

(4) Suspend Contractor from being able to respond to future bid solicitations;

(5) Suspend Contractor's performance; and

(6) Withhold payment until the default is remedied.

d. Unless otherwise specified in the Participating Addendum, in the event of a default under a Participating Addendum, a Participating Entity shall provide a written notice of default as described in this section and shall have all of the rights and remedies under this paragraph regarding its participation in the Master Agreement, in addition to those set forth in its Participating Addendum. Unless otherwise specified in a Purchase Order, a Purchasing Entity shall provide written notice of default as described in this section and have all of the rights and remedies under this paragraph and any applicable Participating Addendum with respect to an Order placed by the Purchasing Entity. Nothing in these this Master Agreement Terms and Conditions shall be construed to limit the rights and remedies available to a Purchasing Entity under the applicable state commercial code or UCC.

e. In the event a Purchasing Entity is using Products in a way that is prohibited under this Master Agreement, the Contractor shall provide fifteen (15) days written notice to the Purchasing Entity and to the Lead State of the prohibited activity, with specificity, and of its intent to cancel the Order in whole or in part, during which time the Purchasing Entity may cure the prohibited activity. If after fifteen (15) days the Purchasing Entity does not cure the prohibited activity, the Contractor may cancel the Order in whole or in part.

In the event a Purchasing Entity is suspected of using Products or services in a way not contemplated under this Master Agreements and detrimental to the Contractor, the Contractor may suspend any Products affected under this paragraph in whole or in part, entered into as a result of this Master Agreement. Upon suspension, the Contractor shall work with the Lead State, Participating State and Purchasing Entity to reach and document the resolution, including but not limited to Amending the Master Agreement, as may be agreed to by the Contractor and the Lead State.

Further, any Participating State may cancel its participation upon thirty (30) days written notice, unless otherwise limited or stated. Cancellation may be in whole or in party. Any cancellation under this provision shall not affect the rights of any Participating Entity to indemnification by the Contractor, Contractor's rights of payment for goods/services delivered and Accepted, NASPO ValuePoint's rights to payment of Administrative Fees, and each party's rights attending any warranty or default in performance in association with any order.

31. Waiver of Breach

Failure of the Lead State, Participating Entity, or Purchasing Entity to declare a default or enforce any rights and remedies shall not operate as a waiver under this Master Agreement or Participating Addendum. Any waiver by the Lead State, Participating Entity, or Purchasing Entity must be in writing. Waiver by the Lead State or Participating Entity of any default, right or remedy under this Master Agreement or Participating Addendum, or by Purchasing Entity with respect to any Purchase Order, or breach of any terms or requirements of this Master Agreement, a Participating Addendum, or Purchase Order shall not be construed or operate as a waiver of any subsequent default or breach of such term or requirement, or of any other term or requirement under this Master Agreement, Participating Addendum, or Purchase Order.

32. Debarment

The Contractor certifies that neither it nor its principals are presently debarred, suspended, proposed for debarment, declared ineligible, or voluntarily excluded from participation in this transaction (contract) by any governmental department or agency. This certification represents a recurring certification made at the time any Order is placed under this Master Agreement. If the Contractor cannot certify this statement, attach a written explanation for review by the Lead State.

33. Indemnification

a. The Contractor shall defend, indemnify and hold harmless NASPO and NASPO ValuePoint, the Lead State, Participating Entities, and Purchasing Entities ("Indemnified Parties"), from and against claims, damages or causes of action including reasonable attorneys' fees and related costs, for any death, injury, or damage to tangible property arising directly from negligent act(s), error(s), or omission(s) or willful misconduct of the Contractor, its employees and agents relating to the performance under the Master Agreement.

b. Indemnification – Intellectual Property. The Contractor shall defend, indemnify and hold harmless Indemnified Party, from and against claims, damages or causes of action by third parties, including reasonable attorneys' fees and related costs, finally awarded or agreed upon in settlement by Contractor arising out of the claim that the Product or its use, infringes Intellectual Property rights ("Intellectual Property Claim") of another person or entity.

Exception. Contractor will not be liable for claims, damages or causes of action by third parties that are directly attributable to the negligent or willful misconduct of the Lead State, Participating Entities, Purchasing Entities, NASPO and/or their respective employees, officers, and agents.

c. Resolution of Claims and/or Termination of Product. With respect to any pending or threatened Intellectual Property Claim, Verizon may in its discretion and at its own expense obtain for Customer the right to continue using the Product, or alternatively replace or modify the Product, so that the replaced or modified Product is non-infringing but materially functionally equivalent. For Category 3 Products, "materially functional equivalent" shall mean the ability for end points and relevant systems in use by Purchasing Entitles at the time of the Intellectual Property Claim to continue to interoperate and integrate with the Contractor's SaaS. If achievement of the foregoing is not commercially reasonable, Verizon may, in its sole discretion, terminate the affected Product or remove the affected Product, without liability of either party to the other for such termination, except for Customer's obligation to pay all charges for the affected Product incurred up to the time of such termination, and Verizon's obligation to return to Customer any amounts pre-paid for services which were not rendered.

Exclusive Remedy. Section b. provides the sole remedies Indemnified Party, and the exclusive obligations of Verizon and its Affiliates, in connection with any third party claim, action, suit or other demand asserted against Indemnified Party which asserts infringement or misappropriation of such third party's intellectual property rights or is otherwise described in this Section.

d. Control of Defense- If the Contractor promptly and reasonably investigates and defends any Intellectual Property Claim, it shall have control over the defense and settlement of it; however, the Indemnified Party must consent in writing for any money damages or obligations for which it may be responsible (and such consent shall not be unreasonably withheld).

If the Contractor fails to pursue the defense of the Intellectual Property Claim, the Indemnified Party may assume the defense of it and the Contractor shall be liable for all reasonable costs and expenses, including reasonable attorneys' fees and related costs, incurred by the Indemnified Party in the pursuit of the Intellectual Property Claim.

The Party controlling such defense shall keep the other party advised of the status of such action, suit, proceeding or claim and the defense thereof and shall consider recommendations made by the other party with respect thereto.

Cooperation among the Parties:

The Indemnified Party shall furnish, at the Contractor's reasonable request and expense, information and assistance necessary for Contractor's defense of the action or proceeding.

The Indemnified Party may, at its option and expense, also retain counsel of its choice to participate in any action or proceeding with respect to such Claim; and Contractor and its legal counsel shall cooperate with the Indemnified Party and its legal counsel in providing such information as the Indemnified Party may reasonably request, in support of its defense. For the avoidance of doubt, however, if Contractor has agreed to defend the Claim, it shall have ultimate control over the defense of such Claim.

34. No Waiver of Sovereign Immunity

This section applies to a claim brought against the Participating Entities who are states only to the extent Congress has appropriately abrogated the state's sovereign immunity and is not consent by the state to be sued in federal court. In no event shall this Master Agreement, any Participating Addendum or any contract or any Purchase Order issued hereunder, or any act of the Lead State, a Participating Entity, or a Purchasing Entity be a waiver of any form of defense or immunity, whether sovereign immunity, governmental immunity, immunity based on the Eleventh Amendment to the Constitution of the United States or otherwise, from any claim or from the jurisdiction of any court.

35. Governing Law and Venue

a. The Master Agreement shall be governed by the law of the state serving as Lead State. The construction and effect of any Participating Addendum or Order against the Master Agreement shall be governed by and construed in accordance with the laws of the Participating Entity's or Purchasing Entity's State.

b. Venue for any claim, dispute or action concerning the terms of the Master Agreement shall be in the state serving as Lead State. Venue for any claim, dispute, or action concerning any Order placed against the Master Agreement or the effect of a Participating Addendum shall be in the Purchasing Entity's State.

c. If a claim is brought in a federal forum, then it must be brought and adjudicated solely and exclusively within the United States District Court for (in decreasing order of priority): the Lead State for claims relating to the procurement, evaluation, award, or contract performance or administration if the Lead State is a party; a Participating State if a named party; the state where the Participating Entity or Purchasing Entity is located if either is a named party.

36. Assignment of Antitrust Rights

Contractor irrevocably assigns to a Participating Entity who is a state any claim for relief or cause of action, identified by the Participating Entity, which the Contractor now has or which may accrue to the Contractor in the future by reason of any violation of state or federal antitrust laws (15 U.S.C. § 1-15 or a Participating Entity's state antitrust provisions), as now in effect and as may be amended from time to time, in connection with any goods or services provided in that state for the purpose of carrying out the Contractor's obligations under this Master Agreement or Participating Addendum, including, at the Participating Entity's option, the right to control any such litigation on such claim for relief or cause of action. Breach of this clause will not constitute a breach of, or invalidate any other part, provision or clause of this contract.

37. Contract Provisions for Orders Utilizing Federal Funds

Pursuant to Appendix II to 2 Code of Federal Regulations (CFR) Part 200, Contract Provisions for Non-Federal Entity Contracts Under Federal Awards, Orders funded with federal funds may have additional mandatory contractual requirements or certifications that are applicable to the Contractor and must be agreed to at the time the Order is placed or upon delivery. These federal requirements may be proposed by Participating Entities in Participating Addenda and Purchasing Entities for incorporation in Orders placed under this Master Agreement.

38. Entire Contract and Modification.

This Master Agreement and its integrated attachment(s) constitute the entire agreement of the parties and such are intended as a complete and exclusive statement of the promises, representations, negotiations, discussions, and other agreements that may have been made in connection with the subject matter hereof. The terms of this Master Agreement shall not be

waived, altered, modified, supplemented, or amended in any manner whatsoever without prior written approval of the Lead State.

39. Signatures in Counterpart.

This Master Agreement may be signed in any number of counterparts, each of which shall be an original, but all of which together shall constitute one in the same instrument.

MA152-1

Wireless Data, Voice, and Accessories

Attachment B

Scope of Work

Section 1: General

1.1 Background

The purpose of this Master Agreement is to provide Wireless Data, Voice, and Accessories for all Participating States. The Master Agreement may be used by state governments (including departments, agencies, institutions), institutions of higher education, political subdivisions (i.e., colleges, school districts, counties, cities, etc.), the District of Columbia, territories of the United States, and other eligible entities subject to approval of the individual chief procurement official and compliance with local statutory and regulatory provisions. The initial term of the master agreement shall be 5 (Five) years with renewal provisions for an additional 5 (Five) as outlined in Section 3 of the NASPO ValuePoint Master Terms and Conditions (Attachment A).

1.2 Order of precedence

Per the NASPO ValuePoint Master Terms and Conditions, Participating Addenda (called "PA") will have precedence over the Master Agreement within the participating jurisdiction.

1.3 Green Awards

End users of the Master Agreement may have requirements to purchase products and services that adhere best practices of sustainability and environmental consciousness. Contractor should anticipate addressing these needs as they arise in the Participating Addendum process.

1.4 E-Rate

To the extent the services offered are subject to the E-rate discount program, all award Contract Vendors must commit to participation in the Federal Communication Commission's E-rate discount program established under authority of the Federal Telecommunications Commission Act of 1996. Participation in, and implementation of, this program must be provided without the addition of any service or administration fee by the Contract Vendor.

1.5 Net Neutrality

Recent changes by the Federal Communications Commission in their rules related to the issue of Net Neutrality have increased state's interest in promulgating their own law, rule and policies on this topic. This solicitation will have no requirements related to Net Neutrality for the Master Agreements. It is anticipated, that this issue will be pertinent in the Participating Addendum process. Potential participating entities will be made aware of this consideration by the Lead State in a reasonable fashion.

Section 2: Categories of Award

2.0 Overview of Award Categories

The products and services for this contract are awarded in 3 (three) categories. These categories are:

Category 1- Cellular Wireless Services: This category will cover the basic cellular wireless transport services for voice, data and messaging, as well as any new basic transport services that may be introduced for applications like those defined for Internet of Things (IoT) applications. "Cellular wireless transport" is defined to mean carrier provided wireless services that employ a radio access network based on technologies defined by the Third Generation Partnership Program (3GPP). We are requesting pricing for both traditional cellular plans that include a subsidized mobile device as well as bring your own device (BYOD) plans where the user will supply their own mobile device and require only network service from the carrier.

Category 2- Equipment and Accessories: This category includes any equipment or accessories operating over cellular carrier provided network services or intended for use with cellular connected devices.

Category 3- Turnkey Wireless and IoT Solutions that are offered as a product: This category includes any of the wireless or IoT solutions or applications being offered as a complete product by the cellular wireless carriers or any other Contractor(s).

2.1 Category 1- Cellular Wireless Services

This category will cover the basic cellular wireless transport services for voice, data and messaging, as well as any new basic transport services that may be introduced for applications like those defined for Internet of Things (IoT) applications. "Cellular wireless transport" is defined to mean carrier provided wireless services that employ a radio access network based on technologies defined by the Third Generation Partnership Program (3GPP). We are requesting pricing for both traditional cellular plans that include a subsidized mobile device as well as bring your own device (BYOD) plans where the user will supply their own mobile device and require only network service from the carrier.

This Award Category is for National Award only.

2.1.1 Definitions

3rd Generation Partnership Project (3GPP) The international standards body that covers cellular telecommunications network technologies (http://www.3gpp.org).

3G Third generation of wireless mobile telecommunication technology as defined by the 3rd Generation Partnership Project (3GPP).

4G Fourth generation of wireless mobile telecommunication technology as defined by the 3rd Generation Partnership Project (3GPP).

5G Fifth generation of wireless mobile telecommunication technology as defined by the 3rd Generation Partnership Project (3GPP).

Bandwidth Throttling The mechanism a service provider uses to reduce the data network capacity available to a user of its wireless services.

Bandwidth Throttling Threshold In "unlimited" cellular data plans, the data volume at which the carrier begins instituting bandwidth throttling for the balance of the billing period.

Bring Your Own Device (BYOD) Plans where the user will supply their own mobile device and require only network service from the carrier.

Cellular Wireless Carrier: A wireless carrier that owns the majority of its infrastructure and operates a mobile wireless network primarily utilizing standards developed by the 3GPP.

Cellular Voice A wireless voice telephone service offered by the cellular carriers.

Cellular Wireless Carrier-provided wireless services that employs a radio access network based on technologies defined by the 3rd Generation Partnership Program (3GPP).

Coverage Area The geographic area in which a carrier provides service. When located within this area, a subscriber with a compatible device should be able to access usable wireless services on that carrier's network or its partner networks.

FirstNet FirstNet is a government subsidized wireless network specifically designed for the needs of public safety users; access to FirstNet services will be limited to defined categories of users related to public safety. FirstNet was created under the Middle Class Tax Relief and Job Creation Act of 2012.

Individual Responsible (IR) Plan Discount Individual Responsible Accounts ("IRU") are accounts for products and services between Contractors awarded a contract under this solicitation and individuals who are employees of eligible users of the Master Agreement. IRU accounts are for the personal use of individual employees of eligible end users of the Master Agreement.

Corporate/Government Responsible (CRU) Plan CRU plans are plans that are purchased by end users of the Master Agreement that is awarded from this solicitation.

Land Mobile Radio (LMR) Terrestrial-based, wireless communications systems, generally operating in the frequency range below 1 GHz, and commonly used by emergency responders to support voice and low-speed data communications.

Mission Critical Push-to-Talk (MCPTT) A new standard for public safety PTT systems (starting with 3GPP Rel. 13) that also operates over the cellular carriers' wireless networks and supports, among other capabilities, the ability for wireless stations to discover and communicate directly with other system users without relaying those transmissions through a cellular base station.

LTE (Long-Term Evolution) A 3GPP standard for high-speed cellular wireless communications.

Mobile Messaging The ability to compose and exchange electronic messages that may include text, audio, video and other symbols between two or more users of mobile phones, tablets or other devices.

Public Safety The functions of government, which ensure the protection of citizens, persons in their territory, organizations, and institutions against threats to their well-being.

Push-to-Talk (PTT) A method of wireless voice communications using a momentary button to switch the wireless device from voice reception mode to transmit mode; in a cellular PTT system, all transmissions are relayed over the carrier's radio channels and through a server installed in the carrier's network infrastructure. Transmissions are received by all stations within range of that particular radio channel and are part of that broadcast group.

Quality of Service (QoS) Mechanisms employed in packet switching networks that allows them to prioritize certain classes of traffic over others thereby providing better performance for those preferred classes with regard to transit delay, jitter (variation in transit delay), and packet loss.

Short Message Service (SMS)/Multimedia Messaging Service (MMS) Wireless services offered by the cellular carriers allowing users to exchange short text (SMS) or audio/video files (MMS). These services are differentiated from other messaging services like Apple Messages and WhatsApp by the fact that they are offered by the cellular carriers and are typically charged as a separate item on the service plan along with voice and data.

Subsidized Plan Cellular plans where the carrier will provide a phone, or tablet at a subsidized price.

Wireless The transmitting of signals using radio waves instead of wires.

Wireless Carrier A provider of wireless communications services that owns or controls all the elements necessary to sell and deliver services to an end user including radio spectrum allocation, wireless network infrastructure, back haul infrastructure, billing, customer care, provisioning computer systems and marketing and repair organizations.

Wireless Data A communication service offered by mobile carriers that allows users to access the internet and other data services via its wireless networks using a smartphone, tablet or other cellular-connected mobile device.

Wireless Plan A bundled subscription offering from a cellular carrier providing some combination of services.

Wireless Priority Service (WPS) A government-directed emergency phone service managed by the Department of Homeland Security's Office of Emergency Communications (OEC). Like FirstNet for data services, WPS provides priority network access to wireless voice service (2G or VoLTE) exclusively to defined categories of qualified subscribers.

2.1.2 Subsequent Network Characteristics and Technology

This solicitation covers the addition of new technology and methods that are substantively similar to existing 3G, 4G, and 5G Network characteristics.

2.1.3 Plans

Contractors will define the rate plans to be available under the Master Agreement that results from this solicitation and must provide all details of every plan offered in Attachment G. At a minimum plan details should include the items listed in Attachment G if applicable.

Subsidized Plans

Subsidized plans are those that include a device to connect to the wireless network as a part of the monthly plan cost.

Bring Your Own Device Plans

Bring your own device plans are those that require the user to provide a device for connection to the cellular network or to pay for a device separately from the monthly service plan.

2.1.4 Legacy Plans

Plans covered by the predecessor Master Agreements administered by the State of Nevada (Contract No. 1907)("Legacy Plans") for purchasing entities who are currently enrolled will be included within the scope of the Master Agreements awarded by this solicitation. All Legacy Plans must be described on Attachment G: Plan Coverage Attachment.

Discontinuance of Plans

Contractor will maintain plans if they are being used. Contractor may discontinue any plan or feature that has not had any active subscribers for at least the previous 90 days. Contractor to provide a minimum of 90 days notice to Lead State if a Plan is to be discontinued to end users.

2.1.5 Service Requirements

Designated Sales Point of Contact

Each Master Agreement awarded by this solicitation shall have a designated point of contact for sales purposes.

Designated Customer Service Point of Contact

Each Master Agreement awarded by this solicitation shall have a designated point of contact for Customer Service escalation purposes.

Designated Contract Manager

Each Master Agreement awarded by this solicitation shall have a designated point of contact who manages the contract and may be contacted by administrators of the Master Agreement or PAs.

2.1.6 Pricing Requirements

Subsidized Device Plans

Plans covered by the predecessor Master Agreements administered by the State of Nevada (Contract No. 1907) that offered phones at no cost are to be included by the Master Agreements awarded by this solicitation if the Contractor is awarded under this solicitation. For any new plans offered under this contract, Proposers have the flexibility to include a subsidized phone in the plan cost or to require the user to provide a device or pay for it separately.

Financing

Financing is allowed under the Master Agreement, but may be subject to each PA as some jurisdictions may not allow Financing.

Individual Responsible (IRU) Plan Discount

Pricing Discounts for Individual Responsible plans by public employees are to be stated on the Cost sheet. See Section 5.

Waiver of Service Activation Fees

Service Activations Fees will not be allowed under the Master Agreements that derive from this solicitation.

Number Porting

Carrier must provide wired or wireless number porting to/from the mobile device with no charges or penalty.

Upgrade

Users must be able to upgrade or downgrade their service plan at any time with no limits and no restarting of service line contract terms.

Cancellation Fees

Carrier must provide for any participating entity the ability to cancel at least 25% of the active lines of service under contract (subsidized device) in any given year with no early termination fees or other cancellation fees.

Carrier must not assess any cancellation fee or early termination fee for any lines of service that are provided under a Bring Your Own Device option where subsidized equipment is not included in the monthly rate plan cost.

Activation and Billing

Carrier must not commence billing for a device until completion of an order and activation request is executed by the participating entity representative, the user or another individual designated by the participating entity representative. Specific billing and activation procedures may be refined within Participating Addenda.

Cost Sheet

Contractor must populate the cost sheet Attachment C. The plans identified in Attachment C are to be offered to end users and will be included in Attachment G. Contractor must also indicate a discount for plans available under the master agreement that results from this solicitation., that are not entered into Attachment C.

Plan Description

Contractor must include detailed descriptions of all new rate plans approved by the lead state by fully populating Attachment G with complete details related to each plan and feature offered under this contract.

Presentation

Contractors should propose plans that can be easily understood without complex restrictions and terms. Scoring will reflect the degree of concise and impactful plans – from flexibility and cost perspectives.

2.1.7 Internet of Things (IoT) Services

Data plans related to Internet of Things services are covered by this award category. Please describe your Internet of Things offering as it relates to Attachment L, Network Technology Questionnaire in your proposal.

2.1.8 Public Safety/Wireless Priority Service

2.1.8 PUBLIC SAFETY CATEGORY

The Wireless Services Provider (Contractor) will describe how their proposal if and how they intend to provide an exclusive, dedicated broadband network for public safety communications to public safety entities and first responders.

Contractor will describe if and how they would provide for a dedicated network exclusive for use by emergency response providers such as Federal, State, and local emergency public safety, law enforcement, emergency response, emergency medical (including hospital emergency facilities), and related personnel, agencies, and authorities; including Native American Tribes (Sovereign Nations) or authorized tribal organization and rural communities, unincorporated town or village, or other public entity.

Carriers will describe how their proposed services will have the ability to provide the most comprehensive, reliable coverage and highest priority for emergency communications, such as:

- Broadband LTE network allowing first responders and other public safety personnel to send and receive voice, data, video, images, push-to-talk and text without concerns about network congestion.
- Mobile Devices
- Mobile Device Management, to include Maintenance and Replacement
- Public Safety Applications and Solutions
- Assured Priority and Preemption when needed
- Network Security

Interoperability:
Interoperability is critical to all public safety agencies, therefore; The Wireless Service Provider (the Contractor), will describe how they enable comprehensive public safety broadband interoperability at all levels including the sharing of priority and preemption protocols, applications, and mission critical Push-to-Talk (MCPTT) communications and off-air device to device communications during an emergency situation.

Deployable Access:
The Wireless Service Provider (the Contractor) will describe how they will provide cellular connection in areas where service does not exist or where service fails during emergency circumstances. The Wireless Service Provider will describe how they provide dedicated access to Satellite Cell on Wheels and Portable Emergency Communications.

The Wireless Service Provider (Contractor) will describe additional deployable equipment for dedicated access in areas where service does not exist or where service fails during emergency situations.

Optional Services:
Additional Public Safety Services sold under the NASPO ValuePoint Master Agreement other than the requirements listed, must be properly reviewed and approved by the lead state.

Option to Terminate:
The NASPO ValuePoint Master Agreement is an additional procuring mechanism. The Wireless Service Provider (the Contractor) must agree; if a Public Service Entity chooses to utilize the

NASPO ValuePoint Master Agreement, the procuring agency has the option to terminate their agreement at any time without added fees or penalties for cancellation.

The Lead State may cancel the Public Safety/Wireless Priority Service portion of the Category 1 Scope at any time. If the Lead State chooses to cancel the Public Safety/Wireless Priority Service portion of Category 1 Scope, it will provide contractors with 180 days notice.

No other Terms and Conditions, End User Agreements, or any other terms will be offered with the new product or service unless it is included in the Master Agreement.

2.2 Category 2- Equipment and Accessories

This category includes any equipment or accessories operating over cellular carrier provided network services or intended for use with cellular connected devices.

This Award Category is for National Award only.

2.2.1 Definitions

Accessories Any equipment, component or add-on accessory intended for use with cellular connected devices.

Equipment Any device operating over cellular carrier provided network. Does not include servers, desktops or laptop computing devices.

Cellular Devices Any phones or other equipment used to connect over wireless services offered by cellular carriers (Category 1).

2.2.2 Eligible Equipment and Accessories

Those products eligible as equipment and accessories under this solicitation, currently includes and may be expanded as technology advances:

- Basic Cellular Devices
- Smartphones - iOS, Android, Other
- Stand Alone, Integrated or USB Dongle Cellular Modems
- Wi-Fi/Cellular Routers
- Tablets that are cellular-network connected
- Other equipment with a primary purpose for communicating over the cellular carrier network, currently including:
    - Sensors

- Cellular-enabled Video cameras
- Accessories:
  - Replacement Batteries
  - Cases & related accessories
  - Screen Protectors
  - Chargers
  - Cords / cables
  - Signal Boosters / antennae
  - Headsets and speakers for use with wireless devices

2.2.3 Service Requirements

Condition of Equipment and Accessories

All equipment and accessories provided under this contact must be new, unused and properly functioning when received by participating entity if priced as a new product.

Superseded, used, returned, or reconditioned items will be accepted if labelled as such in the sales order.

Trial Period

Contractor may allow for a designated trial period for testing/evaluating equipment and accessories without additional charges or fees if applicable. Contractor will describe the timeframe for the 'trial period' and procedures for implementing this policy in the sales invoice or purchase order.

Return of Equipment and Accessories

Any equipment or accessories that are not properly functioning when received by the participating entity must be replaced by the contractor with new and properly functioning equipment or accessories within 5 business days of the defective equipment or accessories being reported to the contractor.

Participating entities shall not be responsible for any costs related to the return and/ or replacement of any equipment or accessories that are returned due to quality problems, duplicate shipments or other shipping errors, outdated products or other issues related to non-compliance with terms of this agreement. Contractors must confirm in writing to the end user when returns are received.

Participating entities shall not be assessed restocking fees or any other fees for items trialed and then returned as unacceptable for any reason.

Contractor will allow for equipment and accessory purchases at all retail stores open to the public. Sales personnel at retail stores will be aware of pricing from the Master Agreement that results from this solicitation.

2.2.4 Pricing

Cost Sheet

See Attachment C for details for Award Category 2.

Financing

Financing is allowed under the Master Agreement, but may be subject to each PA as some jurisdictions may not allow Financing.

Individual Responsible (IRU) Plan Discount

Pricing Discounts for equipment and accessories offered to public employees with Individual Responsible plans are to be stated on the Cost sheet (Attachment C). See section 5 for additional details.

Shipping
Contractor if a Carrier must activate service on new equipment within 72 hours of request or shipping.

2.3 Category 3 – Internet of Things and other Turnkey Wireless Applications

This category includes any of the wireless or IoT solutions or applications being offered as a complete product by the cellular wireless carriers or any other Contractor(s).

This Award Category may be for National Award, or Regional Award at the indication of the Contractor in their proposal. Contractors will indicate this preference in Attachment W.

Awards will be made in each individual sub-category of Category 3, not for Category 3 as a whole. An award in one sub-category does not entitle a vendor to offer products or services in any other subcategories for which they were not specifically awarded.

2.3.1 Definitions

Turnkey Wireless Solution For the purposes of this solicitation a Turnkey Wireless Solution is an integrated, on premise or hybrid system that includes three broad elements:

- End Points physical objects (things like sensors, cameras, end point devices, etc.) that contain embedded technology to sense or interact with their internal state or external environment and the ability to communicate with a remote application
- Network Services a wireless communication network providing M2M communication services or some other method of data transport connecting the dedicated physical objects with;
- Back Office Systems applications and central or back end systems (servers, software, operating systems, storage, etc.).

2.3.2 Turnkey Wireless Solutions

A Proposal shall fully disclose what is included in the Turnkey Wireless Solutions, including all operational components, training, services, equipment, licenses, third party agreements, any and all fees and performance guarantees.

Products and services offered by carriers/Contractors under Legacy Plans that are now part of Category 3 awards under this solicitation will be part of the contracts that result from this solicitation if the carrier/Contractors has also been awarded under that Category and Sub-category.

For example: MDM products under legacy plans may only be offered under the new Master Agreement if the Contractor is awarded under the MDM subcategory of Category 3 awards.

If an Contractor is not awarded a product under an Award Category 3 subcategory, but has provided a product or service under Legacy Plans, the Contractor may continue to offer the product to end users already under contract. The product may not be offered to new end users unless the Contractor has won award of the subcategory.

Turnkey Wireless Solutions Single Contract The provider offering a Turnkey Wireless Solutions may utilize subcontractors and partners to provide various elements of the system, but the system including all licensing rights will be covered by a single contract between the end user that purchases the system and the provider who is awarded a master agreement for this category of award.

Limited Related Service The provider shall provide support services as needed to install, maintain and enhance the system over the life of the system. These Limited Related Services shall be included in the system pricing. Installation services may be capped in proportion to the project at hand. The Proposal shall describe all related services that are included in the Turnkey Wireless System. The purchasing entity shall have the option to purchase additional services at pricing offered by the proposer and provide an hourly rate related to the project for the Additional Consulting or Integration Services.

Additional Consulting or Integration Services

a. The purchasing entity shall have the ability to purchase consulting or integration services from the provider.
b. Consulting Services – In Category 3, "Consulting Service" means planning, assessment and other professional consulting services provided by the Contractor related to the public entities planning, design, assessing, operating or maintaining an IoT solution.
c. Additional Services – In Category 3, "Integration Service" means the process of making new IoT devices, data, platforms and applications, as well as existing IT assets (for example, business applications, data, mobile, SaaS and legacy systems) work well together in the context of implementing end-to-end IoT business solutions. Integration services are not part of turnkey system or limited related service, but may be acquired from the provider or from a separate integration service provider at the sole discretion of the purchasing entity.

Limited Related Service and Additional Consulting or Integration Services will be billed at an Hourly rate will be included on the Cost Sheet (Attachment C) and will be included in the Master Agreement. The Hourly rate will be a blended rate and will encompass all related cost for these additional services.

2.3.3 Category 3 Subcategories of Award

See Attachment V for Category 3 Subcategory Definitions.

Right to Refresh

This category of master agreements (Turnkey Wireless Solutions) may be reopened and refreshed at the sole discretion of the Lead State at any time. The refresh may allow additional Turnkey Wireless Solutions offering in the broad scope or by specifically identified sub categories. The

Lead State reserves the right to change the methodology for award for all or any subcategories at the time of the refresh/reopen of the solicitation. Awards for Award Category 3 in any refresh solicitation will be given the same contract term as the initial award.

Data Protection

The provider shall:

a. Specify the best available standards-based encryption technologies and options to protect sensitive data, depending on the particular service model that you intend to provide under this Master Agreement, while in transit or at rest.
b. Describe whether or not it is willing to sign relevant and applicable agreements that may be necessary to protect data with a Purchasing Entity.
c. Describe how it will only use data for purposes defined in the Master Agreement, participating addendum, or related service level agreement.
d. Specify its data disposal procedures, policies and destruction confirmation process

Subcontractors
Providers must explain for each Turnkey Wireless Solutions offered if they intend to provide it directly or through the use of Subcontractors. Any Subcontractor that a Provider chooses to use in fulfilling the requirements of the solicitation must also meet all Administrative, Business and Technical Requirements of the RFP, as applicable to the solutions provided in this category.

a. Contractor must describe the extent to which it intends to use subcontractors to perform contract requirements. Include each position providing service and provide a detailed description of how the subcontractors are anticipated to be involved under the Master Agreement.
b. If the subcontractor is known, provide the qualifications of the subcontractor to provide the services; if not, describe how you will guarantee selection of a subcontractor that meets the experience requirements of the RFP.
c. Include a description of how the Contractor will ensure that all subcontractors and their employees will meet all Statement of Work requirements.

2.3.4 Security For each Turnkey Wireless Solutions proposed include both a security disclosure statement.

Contractors for Award Category 3 must submit answers to Attachment S.

2.3.5 Client Infrastructure Impact and Support

Contractors will be willing to provide a description of the Impact and Support on End User infrastructure upon request Assessment what impacts the Turnkey Wireless application will have on the infrastructure used by purchasing entity, including the client's network, data storage and client owned and operated endpoints before installation. Contractor will at the time of purchase identify any support required by the purchasing entity to support the proposed Turnkey Wireless Solutions.

2.3.6 Client Infrastructure and Support

Unless the purchasing entity waives the requirement, the Contractor shall provide a description of the Impact and Support on the End User infrastructure. This shall include an assessment of impacts the Turnkey Wireless application will have on the infrastructure used by purchasing entity, including the client's network, data storage and client owned and operated endpoints before installation. The description shall also identify any resources required by the purchasing entity to support the proposed Turnkey Wireless Solutions.

2.3.7 Pricing Requirements

Cost Sheet

See Attachment C for details for Award Category 3.

No other Terms and Conditions, End User Agreements, or any other terms will be offered with the new product or service unless it is included in the Master Agreement at formation or by Amendment.

Section 3: Adding New Products and Services

The Lead State anticipates establishing a process for regular communication with contractors and addition of new products and services. Addition of new products will be treated differently based on which category of award covers the product or service.

3.1 General Requirements

The Lead State, along with the sourcing committee of this Solicitation will review and add new products and services to the Master Agreements outlined below. The Lead State reserves the right to modify this process to ensure open, transparent and reasonable review of proposed new products and services.

3.2 New Products added under Award Category 1

For new service plans under Award Category 1, Carriers may add new plans as they become available to end users, so long as the plans are added to Attachment G, Contract Coverage Attachment, at the next quarterly update and therefore incorporated into the Master Agreement. If the new plans are not added to Attachment G at the next quarterly update, they will not be included within the scope of the Master Agreements that result from this solicitation. Once plans are incorporated into the Master Agreement in this manner, they are subject to the termination restrictions in section 2.1.4.

3.3 New Products added under Award Category 2

Contractors may add new products under Award Category 2 at any time as long as they fall within the scope of that award category. The Lead State reserves the right to make the determination of whether a product falls within award category 2.

3.4 New Products added under Award Category 3

For new products under Award Category 3, Contractors must submit a request to the Lead State and sourcing team for consideration using Attachment N. All new products under Award Category 3 will be allowed only through amendment of the Master Agreements that result from this solicitation.

After consultation with the sourcing team, the Lead State may choose to include the new product under the Master Agreements by amendment. The Contractor will provide an updated Attachment G at the next quarterly update for public distribution.

3.4.1 New Product Request Form

The New Product Request form will be submitted to the Lead State to request any new products or services under Award Category 3(See Attachment M).

Proposed additional terms and conditions, end user agreements or related materials to be used with the new product must be included with the New Product Request form to be considered for addition to the Master Agreement. Terms and Conditions for additional products/services may be negotiated by the Lead State before addition.

3.4.2 New Product Request Log

All new added products and services under Award Category 3 will be included on Attachment N, Request Log sheet that will include Lead State recommendations and observations. This log will be included in the contract file and will be available for public view.

3.4.3 Quarterly Amendments

The Lead State expects to conduct quarterly amendments of the Master Agreement to add new products and services under Award Category 3. The Lead State reserves the right to amend, or not amend the Master Agreement at any time.

Terms and Conditions not included in the addition of new products for Award Category 3 will not be part of any agreement with end users. Contractors will present end users only with the Terms and Conditions agreed to by the parties in the Master Agreement Amendment.

3.4.4 Terms and Conditions Compliance with Master Agreement

All Products offered under Award Category 3 shall comply fully with all applicable Federal and State laws and regulations. The Order of Precedence clause in the NASPO ValuePoint Master Agreement Terms and Conditions and/or Participating Addendum will control in the event of any conflict between the NASPO ValuePoint Master Agreement and/or Participating Addendum and the Product Terms and Conditions. Any third-party product provider must agree to the Master Agreement Terms and Conditions.

3.5 Quarterly Call/Meeting

The Lead State expects to have a call with contractors every quarter to discuss the status of the contracts, discuss proposed new products and services, and any other issues that may arise regarding the contract. These calls/meetings will be scheduled at mutually agreed upon times.

3.6 Terms and Conditions Compliance with Master Agreement

Any and all Products offered and furnished under any award category shall comply fully with all applicable Federal and State laws and regulations. The Order of Precedence clause in the NASPO ValuePoint Master Agreement Terms and Conditions and/or Participating Addendum will control in the event of any conflict between the NASPO ValuePoint Master Agreement and/or Participating Addendum and the Product Terms and Conditions. Any third-party product provider must agree to the Master Agreement Terms and Conditions.

Section 4: Individual Responsible Account Discounts

4.1 Individual Responsible Account Definition

Individual Responsible Accounts ("IRU") are accounts for products and services between Contractors awarded a contract under this solicitation and individuals who are employees of eligible users of the Master Agreement. IRU accounts are for the personal use of individual employees of eligible end users of the Master Agreement. IRU discount offerings are not required by Contractors but are scored as a Technical Scorable Criteria for Award Category 1.

All other plans used under this contract by eligible end users are Government/Corporate Responsible Plans (CRU).45.2 Corporate Responsible Account Definition

Corporate Responsible Accounts ("CRU") are accounts for end users of the Master Agreement.

4.3 Discount for Individual Responsible Account offerings

Contractors will indicate what, if any discount they allow for IRU accounts under this Master Agreement. This discount is entered in their Costsheet (Attachment C) and be included in the Master Agreement.

Section 5: Reporting

5.1 General Requirements

5.1.1 Reporting shall be provided in the format required by NASPO ValuePoint:

6.1.1.1 Attachment H (Award Category 1)

6.1.1.2 Attachment I (Award Category 2)

6.1.1.3 Attachment J (Award Category 3)

5.1.2 Attachment G: Contract Coverage Attachment

Contractors under the Master Agreement that results from this contract will submit quarterly Attachment G to the Lead State. This attachment is intended to encapsulate the

plans, services and offerings of the contractor. This would include any legacy and current offerings, including the plans entered on Attachment C. (anything that would be covered by the Master Agreement).

For Award Category 1, all legacy plans that have a discount under the Current Nevada Master Agreement must continue the discount to be covered by the Master Agreement that results from this solicitation. All legacy plans that do not have a discount under the Current Nevada Master Agreement may continue to have no discount under the Master Agreement that results from this solicitation

Attachment G must be submitted by Contractors awarded under Award Category 1, Award Category 3 and Award Category 4.

5.1.3 Individual participating entities may request specific equipment sales summaries, which shall be provided at no cost.

Upon request, provide reporting elements and/or management reports related to usage for services that are available and would optimize the participating entity's ability to assess utilization and cost.

Be able to provide custom reports as may be requested by individual participating entities. Describe in general, the level of sophistication and complexity, custom usage report data that you can provide to the participating entities. Vendors should provide a sample report with their proposal.

Upon request, provide subscribers with usage reports which include full itemization of call details (such as the information on the Contractor's standard bill for consumer accounts) to enable verification of usage including: (1) call date, call number call length, call time, and (2) plan cost, per minute charges, overage cost, additional features charges and other fees, etc.

5.2 Quarterly Call/Meeting

Contractors must be available for a quarterly meeting by phone, video conference, or in person to discuss contract concerns, developments and any upcoming additional products or services related to reporting.

5.4 Usage Reports (Other States)

Other States and participating entities may have alternate reporting requirements and will be addressed by their Participating Addendum.

Section 6: Pricing Landing Page

6.1 General

NASPO ValuePoint will develop a pricing landing page (webpage) to display contractor pricing in several key areas on an ongoing basis. It is anticipated that the end users will be able to use this Pricing Landing page as a tool to aid in pricing and negotiating plans and device accessory purchases from all awarded contractors. Contractors are expected to provide certain required fields for the Pricing Landing Page. This Section applies only to Category 1 awards.

6.2 Pricing Landing Page Requirements

6.2.1 General Requirements

The Pricing Landing Page will consist of a webpage to allow for quick reference of plans, equipment, accessories and services offered by contractors. Contractors may update the required fields at their discretion whenever they wish. The fields must be populated by contractors.

6.2.2 for Carriers/Contractors (Awarded under Category 1)

At the onset of the contract, Carriers/Contractors will be required to enter in pricing plans for the following scenarios that are found in Attachment C (Costsheet):

- Plans that include a subsidized device in the monthly rate plan cost
  - Basic phone with unlimited voice and messaging
  - Smartphone - 4 Gig of data, unlimited voice & messaging
  - Smartphone - 300 minutes of voice, unlimited data & messaging
  - Smartphone - unlimited data, voice & messaging
  - data only - low - 150 kb
  - data only - moderate - 4 Gig
  - data only - unlimited data
- Plans that require user to supply the device or pay for it separately
  - Smartphone - 4 Gig of data, unlimited voice & messaging
  - Smartphone - unlimited data, voice & messaging
  - Tablet - 1 Gig of data
  - Tablet - shares data with other devices
  - data only - low - 150 kb
  - data only - moderate - 4 Gig
  - data only - unlimited data

<u>These categories have been identified as representing the rate plans and services that are most commonly purchased by NASPO Participating Entities. The categories may be changed as desired by the contractor by submitting updates to NASPO ValuePoint.</u>

6.3 Pricing Landing Page Features

Pricing information

The Lead state will develop a required reporting based on the 14 scenarios listed in Attachment C for the landing page. The lead state reserves the right to determine requirements.

Disclaimers

Clear disclaimers to end users that all pricing reflects contractors best estimates for hypothetical use cases and does not represent local fees, taxes and potential discounts available at specific locations

Point of Contact Information

Sales, Customer Service and Contract Administration point of contact information for ease of reference

Current Offers

Current Discounts, Offers, and Specials available to end users. This would be done on a national basis. Disclaimers for reasonable variance will be allowed at the discretion of the lead state.

Section 7: Administration of Contracts

7.1 Quarterly Amendment

The Lead State anticipates it will provide for regular quarterly amendments to the Master Agreement if there is a need to add new products or services. (Section 4). The Lead State at its discretion may elect to amend the Master Agreement at any time.

7.2 Quarterly Call

The Lead State and sourcing team intend to hold quarterly calls to facilitate new products/services, discuss the administration of the Master Agreements, and all other applicable aspects of the master agreement.

7.3 Annual Meeting

Contractors must be available for an annual meeting in person to discuss continuing administration of the contract. The Lead State anticipates meeting once a year in person to facilitate more in depth communication. The location of in-person meetings will be in The Salt Lake City area, or elsewhere at the discretion of the Lead State.

7.4 Published Documents

The Lead State intends to publish all new product/service request forms, new product logs, and any sourcing committee recommendations and notes related for reference. End users may use these documents to aid in their purchasing decisions.

MA152-1 Attachment C Costsheet

Award Category 1

Subsidized Device Scenarios						Bring Your Own Device Scenarios					
Scenario	**Description** *carrier provides a device along with the rate plan. Pricing is for 1 device/plan as applicable per scenario.*	**rate ($ per month)**	**Usage Weight**	**Weighted Cost**	**OFFEROR NOTES Describe plan attributes and characteristics per the instructions*.**	**Scenario**	**Description** *assume customer provides own device separately. Pricing is for 1 device/plan as applicable for scenario.*	**rate**	**Usage Weight**	**Weighted Cost**	**OFFEROR NOTES Describe plan attributes and characteristics per the instructions*.**
1	basic phone - unlimited voice & messaging	$25.00	0.115	$2.88	**monthly rate covers 1 user for network access on a current in stock subsidized Basic phone *unlimited voice talk minutes in the U.S *unlimited messaging from the U.S. to other countries *100MB data allowance, does not rollover. * Data is pooled with non-Legacy data allowance based plans on the account (Basic, Smartphone-4GB, 150KB/4GB-Data Only, and 1GB Tablet) *data overate rate: $10/GB *No domestic roaming or domestic long distance charges *Coverage includes the Verizon Wireless 4G network*	8	Smartphone - 4 Gig of data, unlimited voice & messaging	$30.00	0.01	$0.25	**monthly rate covers 1 user for network access using a non-subsidized Smartphone device *unlimited voice talk minutes in the U.S *unlimited messaging from the U.S. to other countries *4GB of 4G data allowance, does not rollover * Data is pooled with non-Legacy data allowance based plans on the account (Basic, Smartphone-4GB, 150KB/4GB-Data Only, and 1GB Tablet) * mobile hotspot included (utilizes plan's data allowance) *data overate rate: $10/GB *No domestic roaming or domestic long distance charges *Coverage includes the Verizon Wireless network*
2	Smartphone - 4 Gig of data, unlimited voice & messaging	$45.00	0.055	$2.48	**monthly rate covers 1 user for network access on a current in stock subsidized Smartphone *unlimited voice talk minutes in the U.S *unlimited messaging from the U.S. to other countries *4GB of 4G data allowance, does not rollover * Data is pooled with non-Legacy data allowance based plans on the account (Basic, Smartphone-4GB, 150KB/4GB-Data Only, and 1GB Tablet) * mobile hotspot included (utilizes plan's data allowance) *data overate rate: $10/GB *No domestic roaming or domestic long distance charges *Coverage includes the Verizon Wireless network*	9	Smartphone - unlimited data, voice & messaging	$35.00	0.01	$0.30	**monthly rate covers 1 user for network access using a non-subsidized Smartphone device *unlimited voice talk minutes in the U.S., does not rollover *un limited messaging from the U.S. to other countries *Unlimited 4G data allowance (Verizon will reduce speeds should 25GB of data usage be reached in the current month/bill cycle) *Mobile hotspot included (Verizon will reduce data speeds should 25GB of data usage be reached in the current month/bill cycle) *Video applications will stream at 480p *No domestic roaming or domestic long distance charges *Coverage includes the Verizon Wireless network*
3	Smartphone - 300 minutes of voice, unlimited data & messaging	$40.00	0.357	$14.28	**monthly rate covers 1 user for network access on a current in stock subsidized Smartphone *300 voice talk minutes in the U.S. (pooled), does not rollover * Voice is pooled with other users on this plan on the account *Unlimited N&W, Unlimited Mobile-to-mobile *Voice overate rate: $0.25/minute *Unlimited messaging from the U.S. to other countries *Unlimited 4G data allowance (Verizon will reduce speeds should 25GB of data usage be reached in the current month/bill cycle) *Mobile hotspot included (Verizon will reduce data speeds should 25GB of data usage be reached in the current month/bill cycle) *Video applications will stream at 480p *No domestic roaming or domestic long distance charges*	10	Tablet - 1 Gig of data	$15.00	0.01	$0.15	**monthly rate covers 1 user for network access using a non-subsidized tablet *1GB of 4G data allowance, does not rollover * Data is pooled with non-Legacy data allowance based plans on the account (Basic, Smartphone-4GB, 150KB/4GB-Data Only, and 1GB Tablet) * Mobile hotspot included (utilizes plan's data allowance) *data overate rate: $10/GB *No domestic roaming charges *Coverage includes the Verizon Wireless network*
4	Smartphone - unlimited data, voice & messaging	$50.00	0.048	$2.40	**monthly rate covers 1 user for network access on a current in stock subsidized Smartphone *unlimited voice talk minutes in the U.S., does not rollover *un limited messaging from the U.S. to other countries *Unlimited 4G data allowance (Verizon will reduce speeds should 25GB of data usage be reached in the current month/bill cycle) *Mobile hotspot included (Verizon will reduce data speeds should 25GB of data usage be reached in the current month/bill cycle) *Video applications will stream at 480p *No domestic roaming or domestic long distance charges *Coverage includes the Verizon Wireless network*	11	Unlimited Data plans on the account (no Throttling) that are used by First Responders	$39.99	0.01	$0.00	**monthly rate covers 1 user for network access using a non-subsidized or subsidized mobile broadband device (e.g. MiFi, aircard, Jetpack) *User must have a qualifying NAICS (621910, 922110,922120, 922130, 922140, 922150, 922160, 922190, 928110, 926120, 926150, 926130, 921190, 921110) to utilized plan *Unlimited 4G data allowance *Data usage for actively engaged and deployed fire, police, emergency medical technicians, emergency management agency, and assigned federal law enforcement users on this plan will not be subject to speed reductions ("throttling") regardless of data usage during any billing cycle. For others, in the event data usage exceeds 25GB each billing cycle for three (3) consecutive billing cycles, data throughput speeds will automatically be reduced for data usage exceeding 25GB per billing cycle on a go forward basis. *Video applications will stream at 720p *Dedicated internet connections (including but not limited to, stationary wireless networking router devices), streaming video on non-smartphone devices (including but not limited to, body cameras and stationary video surveillance cameras), and IoT devices are expressly prohibited on this rate plan. *No domestic roaming charges*
5	data only - low - 150 kb	$10.00	0.014	$0.14	**monthly rate covers 1 user for network access on a current in stock subsidized mobile broadband device (e.g. MiFi, aircard, Jetpack) *150KB of 4G data allowance, does not rollover * Data is pooled with non-Legacy data allowance based plans on the account (Basic, Smartphone-4GB, 150KB/4GB-Data Only, and 1GB Tablet) * Mobile hotspot included (utilizes plan's data allowance) *data overate rate: $10/GB *No domestic roaming charges*	12	data only - low - 150 kb	$1.00	0.01	$0.01	**monthly rate covers 1 user for network access using a non-subsidized mobile broadband device (e.g. MiFi, aircard, Jetpack) *150KB of 4G data allowance, does not rollover * Data is pooled with non-Legacy data allowance based plans on the account (Basic, Smartphone-4GB, 150KB/4GB-Data Only, and 1GB Tablet) * Mobile hotspot included (utilizes plan's data allowance) *data overate rate: $10/GB *No domestic roaming charges *Coverage includes the Verizon Wireless network*
6	data only - moderate - 4 Gig	$30.00	0.04	$1.20	**monthly rate covers 1 user for network access on a current in stock subsidized mobile broadband device (e.g. MiFi, aircard, Jetpack) *4GB of 4G data allowance, does not rollover * Data is pooled with non-Legacy data allowance based plans on the account (Basic, Smartphone-4GB, 150KB/4GB-Data Only, and 1GB Tablet) * Mobile hotspot included (utilizes plan's data allowance) *data overate rate: $10/GB *No domestic roaming charges*	13	data only - moderate - 4 Gig	$25.00	0.01	$0.25	**monthly rate covers 1 user for network access using a non-subsidized mobile broadband device (e.g. MiFi, aircard, Jetpack) *4GB of 4G data allowance, does not rollover * Data is pooled with non-Legacy data allowance based plans on the account (Basic, Smartphone-4GB, 150KB/4GB-Data Only, and 1GB Tablet) * Mobile hotspot included (utilizes plan's data allowance) *data overate rate: $10/GB *No domestic roaming charges *Coverage includes the Verizon Wireless network*
7	data only - unlimited data	$39.99	0.287	$11.48	**monthly rate covers 1 user for network access on a current in stock subsidized mobile broadband device (e.g. MiFi, aircard, Jetpack) *Unlimited 4G data allowance (Verizon will reduce speeds should 25GB of data usage be reached in the current month/bill cycle) *Mobile hotspot included (Verizon will reduce data speeds should 25GB of data usage be reached in the current month/bill cycle) *No domestic roaming charges *Coverage includes the Verizon Wireless network*	14	data only - unlimited data	$34.99	0.01	$0.38	**monthly rate covers 1 user for network access using a non-subsidized mobile broadband device (e.g. MiFi, aircard, Jetpack) *Unlimited 4G data allowance (Verizon will reduce speeds should 25GB of data usage be reached in the current month/bill cycle) *Mobile hotspot included (Verizon will reduce data speeds should 25GB of data usage be reached in the current month/bill cycle) *No domestic roaming charges *Coverage includes the Verizon Wireless network*

MA152-1 Wireless Voice, Data and Accessories Attachment C: Costsl

Award Category 2 Costsheet

Vendor Name:	Verizon Wireless

Item Number	Item Description	Manufacture/Brand	Model	Price Per Unit	MSRP	Category Percentage off of MSRP (If applicable)	Average Cost
1	Cases	Otter Box	Defender Series for iPhone 6/6s	$37.49	$49.99	25.00%	$28.74
		Otter Box	Cummuter Series for iPhone 6/6s	$26.24	$34.99	25.00%	
		Incipio	DualPro for iPhone 8/7/6s/6	$22.49	$29.99	25.00%	
2	Screen Protectors	ZAGG	InvisibleShield Glass for iPhone 8/7/6s/6	$29.99	$39.99	25.00%	$22.49
		Verizon	Tempered Glass Protector for iP8/iP7/iP6/iP6s Plus	$18.74	$24.99	25.00%	
		Verizon	Hybrid Glass Screen Protector for Samsung Galaxy S7	$18.74	$24.99	25.00%	
3	Chargers	Xentris	2.4 Apple Lighting Wall Charger	$22.49	$29.99	25.00%	$24.99
		Xentris	2.4A Micro USB Push Button Travel Charger	$22.49	$29.99	25.00%	
		Xentris	USB-C Power Delivery 2.0 Travel Charger	$29.99	$39.99	25.00%	
4	Headsets for use with wireless devices	Plantronics	M70 Bluetooth Mono Headset	$22.49	$29.99	25.00%	$19.99
		Skullcandy	Ink'd 2.0 in-ear w/mic 1 Black/Black	$14.99	$19.99	25.00%	
		Verizon	3.5mm Push To Talk Stereo Headset	$22.49	$29.99	25.00%	
5	Speakers for use with wireless devices	JBL	Clip 2 Portable Bluetooth Speaker, Black	$44.99	$59.99	25.00%	$64.99
		Jabra	Freeway Bluetooth In-Car Speakerphone	$74.99	$99.99	25.00%	
		JBL	Flip 4 Black	$74.99	$99.99	25.00%	
6	Basic Cell Phone			$0.00			$0.00
				$0.00			
				$0.00			
7	Push to Talk Device			$0.00			$0.00
				$0.00			
				$0.00			
8	SmartPhones			$0.00			$0.00
				$0.00			
				$0.00			
9	Tablets			$0.00			$0.00
				$0.00			
				$0.00			
10	Cellular Modems stand alone, integrated or USB			$0.00			$0.00
				$0.00			
				$0.00			
11	MiFi Hot Spots			$0.00			$0.00
				$0.00			
				$0.00			
12	WiFi Cellular Routers			$0.00			$0.00
				$0.00			
				$0.00			
13	IoT Sensors			$0.00			$0.00
				$0.00			
				$0.00			
14	Cellular-enabled video cameras			$0.00			$0.00
				$0.00			
				$0.00			
15	Cords / cables			$0.00			$0.00
				$0.00			
				$0.00			
16	Signal Boosters / Antennas			$0.00			$0.00
				$0.00			
				$0.00			
			Total				$161.20

ILU Discount Offering

Offerors are encouraged to offer an Individual Liable (ILU) Discount defined in Section 5 of the Scope of Work (Attachment B). This information will also be scored as a technical scorable criteria (Attachment E). Please Provide a percentage off, if applicable and include a description of what plans, or part of plans this discount will apply to. This information will become part of any Master Agreement that results from this solicitation.

Descripiton	Pecentage Off (%)	What aspects of plans does this discount apply to? Please be specific.
Percentage off discount rate offered to ILU accounts as defined by the Scope of Work	25%	off the retail price of qualifying accessories

MA152-1 Wireless Voice, Data and Accessories Attachment C: Costsheet				
Category 3A: Fleet Management Costsheet				
VENDOR		Verizon Connect NWF Inc. (Formerly Networkfleet)		
Monthly Recurring Cost				
Description	***minimum quantity of vehicles***	***monthly fee***	***total annual cost*** *(qty x fee x 12)*	***OFFEROR NOTES*** Describe plan attributes and characteristics per the instructions*.
Basic Fleet Management	10	$29.00	$3,480.00	The Verizon solution features a GPS-tracking system that provides location and tracking data to help you manage your entire fleet in a new, more efficient manner. Our solution includes wireless fleet management services that improve fleet operating efficiency by reducing fuel consumption, maintenance expenses, insurance costs, fleet size, and vehicle emissions while increasing productivity and levels of service. The solution also includes a number of tools that empower near real-time management of vehicles and drivers to boost your fleet's performance. The proposed solution includes our 5500 series device which is designed to enable the customer to connect with every aspect of their vehicle operations. The 5500 series hardware offers affordable wireless coverage, transmitting vehicle location, performance, diagnostics, and sensor event information for your fleet. Our solution offers 24/7 visibility into fleet assets, which allows fleet managers to easily locate vehicles in real-time and view specific vehicle data such as current location, mileage, speed, fuel consumption, and diagnostic trouble codes — increasing response time and reducing operating costs. VCN is a universal solution, compatible on all light, medium, and heavy vehicles, and consists of an in-vehicle unit and an online application. The 5000 product line features two different automotive grade hardware devices: The 5500 is compatible with Light and Heavy Duty vehicles with an OBD-II diagnostic link connector (cars and light trucks 1996 and newer) or J1708/J1939 6-pin or 9-pin diagnostic link connector (heavy trucks 1988 and newer).
	100	$29.00	$34,800.00	
	500	$29.00	$174,000.00	
	1000	$29.00	$348,000.00	
	5000	$29.00	$1,740,000.00	
Total Annual Recurring Cost			**$2,300,280.00**	

The monthly fee above is based on the cost of the device and harness divided over 12 months, plus the cost of the subscription service for a 5500 device. VCN does not currently sell the total solution based on a monthly fee. The hardware must be purchased separately up front, and then VCN bills the monthly subscription fee. These individual costs are shown below and should become the pricelist for the solution. Discounts for customers ordering 600 or more devices on the initial order with 12 months of service will be provided with a discount to the current price.

Service Requirements		
Description		***requirements***
Basic Fleet Management		*Solution to track, monitor & dispatch vehicles while collecting information on vehicle location & operation *must have option to connect to vehicle's On Board Diagnostic-II (OBD-II) port *Ability to monitor vehicle location *Provide location-based vehicle dispatch support *Collect information on driver performance *Real time and historical reporting via secure, centralized portal *Ability to set up alerts based on customer devined parameters

Installation & Set Up Costs				
Description	***minimum quantity of vehicles***	***cost per vehicle***	***Total Set Up Cost***	***OFFEROR NOTES*** Details of Installation and Set Up of customer's instance
Total One Time Cost for Installation, Set Up and Basic System Administrator Training	10	$65.00	$650.00	VCN provides training to its customers in various formats: • Onsite training • Live Webinar trainings • Links to On-Demand Video trainings • Link to On-Demand Video Tutorial trainings • Unlimited access to User Guides • Product Spec Sheets/Feature Documents • Technical Information/Documentation Pre-Implementation Training: Installation Guides, On-Demand videos and video tutorials are available under the support tab in the Customer's portal Pre-Installation Training: Customer's may utilize the installation support tab to access pre-installation training. Or VCN's certified installer can come out and provide a half day training for a cost of $150.00. A full day's training may also be provided at a cost of
	100	$65.00	$6,500.00	
	500	$65.00	$32,500.00	

	1000	$65.00	$65,000.00	$300.00. Implementation Training: The City's Major Account Manager schedules and provides this training to the City's selected employees. Post-Implementation Training: Unlimited access to the portal's Installation Support tab. Customers also have access to a professional installation technician. VCN will meet the City's objectives by providing adequate training to ensure that the City's employees are able to install the GPS units and implement the service and allow the City to capture the necessary data from your fleet.
	5000	$65.00	$325,000.00	
Total Installation and Set Up Cost			**$429,650.00**	

Installation & Set Up Requirements		
Description		***requirements***
Installation, Set Up and Basic System Administrator Training		*Set up and configuration of customer's instance in provider's hosted environment. *install each device in vehicle and connect to OBD-II

MA152-1 Wireless Voice, Data and Accessories Attachment C: Costsheet Category 3B: Mobile Device Management Costsheet				
VENDOR		Verizon Wireless (Solution: IBM MaaS360)		
Monthly Recurring Cost				
Description	***minimum quantity of licenses***	***monthly fee***	***total annual cost*** *(qty x fee x 12)*	***OFFEROR NOTES*** Describe plan attributes and characteristics per the instructions*.
Basic Mobile Device Management cost per device	10	$2.25	$270.00	**IBM MaaS360 <u>Essential Suite Per Device</u> Unified Endpoint Management (UEM) License**: IBM MaaS360 offers a comprehensive, highly secure platform that manages and protects Devices and Things (smartphones, tablets, laptops, desktops,), People and Identity (authentication, authorization, Single Sign On, secure use access), Apps and Content combined with cognitive technology. The **Essential** License features include: Device Management, App Management, Patch and Update Management, Identity Management, Advisor, Container App, and Mobile Expense Management. * Price shown reflects a discount of 25%.
	100	$2.25	$2,700.00	
	500	$2.25	$13,500.00	
	1000	$2.25	$27,000.00	
Total Annual Recurring Cost			**$43,470.00**	

Service Requirements		
Description		***requirements***
Basic Mobile Device Management		*central control to enroll, configure, secure, monitor and manage all enrolled devices (ioS, Android, Blackberry, Windows) *Ability to confirgure and update devices over-the-air *Ability to push and update custom apps to devices over-the-air *Enforce security and compliance policies *Secure Mobile Access to corporate resources *Provide Secure Container for corporate apps and data on each device *Ability to remote wipe entire device and / or only apps and data in secure container

Installation & Set Up Costs				
Description	***minimum quantity of licenses***		***Total Set Up Cost***	***OFFEROR NOTES*** Details of Installation and Set Up of customer's instance
Total One Time Cost for Installation, Set Up and Basic System Administrator Training	10		$0.00	No set up or deployment fee, included in license fee
	100		$0.00	No set up or deployment fee, included in license fee
	500		$0.00	No set up or deployment fee, included in license fee
	1000		$0.00	No set up or deployment fee, included in license fee
Total Installation and Set Up Cost			**$0.00**	

Installation & Set Up Requirements		
Description		***requirements***
Installation, Set Up and Basic System Administrator Training		*Set up and configuration of customer's instance in provider's hosted environment. *At least one remote meeting with customer's designated system administrator to complete set up and provide knowledge transfer.

Scorable Cost	**$43,470.00**

MA152-1 Wireless Voice, Data and Accessories Attachment C: Costsheet Category 3B: Mobile Device Management Costsheet				
VENDOR		Verizon Wireless (Solution: Mobile Iron)		
Monthly Recurring Cost				
Description	***minimum quantity of licenses***	***monthly fee***	***total annual cost*** *(qty x fee x 12)*	***OFFEROR NOTES*** Describe plan attributes and characteristics per the instructions*.
Basic Mobile Device Management cost per device	10		$0.00	A Minimum of 25 Mobile Iron Cloud Licenses are required for initial order/installation.
	100	$4.50	$5,400.00	**MobileIron Enterprise Mobility Management (EMM)** **Cloud - Gold Bundle per Device**: The MobileIron EMM solution is a mobile security platform that secures data-at-rest on mobile devices, in applications, and in cloud storage, as well as data-in-motion as it moves between corporate networks, devices, and storage repositories. The Gold License features include: Apple DEP, Android for Work, Email Access, Secure Enterprise Gateway, Enterprise App Store / Basic Container (Apps@Work), Content Catalog (50files/25MB each), access/annotate/share corporate documents (Docs@Work), Containerization of Applications at rest (AppConnect), Secure Browser (Web@Work). Price shown reflects a discount of 25%.
	500	$4.50	$27,000.00	
	1000	$4.50	$54,000.00	
Total Annual Recurring Cost			**$86,400.00**	

Service Requirements		
Description		***requirements***
Basic Mobile Device Management		*central control to enroll, configure, secure, monitor and manage all enrolled devices (ioS, Android, Blackberry, Windows) *Ability to confirgure and update devices over-the-air *Ability to push and update custom apps to devices over-the-air *Enforce security and compliance policies *Secure Mobile Access to corporate resources *Provide Secure Container for corporate apps and data on each device *Ability to remote wipe entire device and / or only apps and data in secure container

Installation & Set Up Costs				
Description	***minimum quantity of licenses***		***Total Set Up Cost***	***OFFEROR NOTES*** Details of Installation and Set Up of customer's instance
Total One Time Cost for Installation, Set Up and Basic System Administrator Training	10			
	100			
	500	MICore Gold Installation	$3,000.00	Cloud installation includes support and maintenance and is a one time set up fee for up to 5,000 devices, and is an optional service.
	1000			
Total Installation and Set Up Cost			**$3,000.00**	

Installation & Set Up Requirements		
Description		***requirements***
Installation, Set Up and Basic System Administrator Training		*Set up and configuration of customer's instance in provider's hosted environment. *At least one remote meeting with customer's designated system administrator to complete set up and provide knowledge transfer.

Scorable Cost	**$89,400.00**

Consutlative Hourly Rate (this rate will be included in the contract)	$0.00

Category 3C: Mobile Integration Costsheet

VENDOR		Verizon Wireless (Solution: OneTalk)		
Monthly Recurring Cost				
Description	***minimum quantity of licenses***	***monthly fee***	***total annual cost*** *(qty x fee x 12)*	***OFFEROR NOTES*** Describe plan attributes and characteristics per the instructions*.
Basic Mobile Integration cost per device	10	$25.00	$3,000.00	One Talk is a business telephone system that combines landline and mobile phone capabilities into a fully integrated mobile and office solution providing a single telephone number with the same mobile and landline features. Feature capability includes: Simulatenous Ring Service, OneTalk Basic Voicemail, 6-way Conference, Anonymous Call Rejection, Automatic Callback, Call Barge, Call Forwarding, Call Hold, Call Move, Call Park & Retrieve, Call Transfer, Call Waiting, Caller ID Blocking, Do Not Disturb, Extension Dialing, Internal Calling ID, Line Sharing, Remote Call Pickup, Text Integrated Messaging, Video Calling. One Talk Price Plan includes 100MB of data: $10.00. One Talk Primary Mobile Device Number (MDN): $15.00. Monthly Fee = One Talk Plan ($10.00) + OneTalk Primary MDN ($15.00).
	100	$25.00	$30,000.00	
	500	$25.00	$150,000.00	
	1000	$25.00	$300,000.00	
Total Annual Recurring Cost			**$483,000.00**	

Service Requirements		
Description		***requirements***
Basic Mobile Integration		As a minimum, solutions meeting this criteria will provide: •Single Number Reach or the ability for a user to be reached at a single business telephone number. •Calls to that single telephone number would ring at both the user's desk phone or mobile device either through simultaneous and/or sequential ringing. • Single Voicemail Box for calls to that single business number.

Installation & Set Up Costs				
Description	***minimum quantity of licenses***		***Total Set Up Cost***	***OFFEROR NOTES*** Details of Installation and Set Up of customer's instance
Total One Time Cost for Installation, Set Up and Basic System Administrator Training	10			
	100			
	500			
	1000			
Total Installation and Set Up Cost			**$0.00**	

Installation & Set Up Requirements		
Description		***requirements***
Installation, Set Up and Basic		*Set up and configuration of customer's mobile service with integration to wired service.

Scorable Cost	**$483,000.00**

Consutlative Hourly Rate (this rate will be included in the	$0.00

MA152-1 Wireless Voice, Data and Accessories Attachment C: Costsheet

Award Category 3-D through 3-N Costsheet

Vendor Name: Verizon Wireless (Solution FFM)

	Product Name	***Product Description***	***Characteristics of Product***	***Percentage Off Discount (%)****	***Notes***
	Field Force Manager (FFM) Basic	FFM provides a web management application to give you the visibility into what's happening in the field with your business. FFM helps solve business challenges in organizations that have employee on the move.	Features include: • Worker Maps • Industry-Smart Setup Wizard • Geofencing •Stop/Travel Reporting •GPS Alerts • Webservice integration APIs •Worker Monitor Alerts •Enhanced Navigation • Location aware time sheets • Mobile Forms (digital) • Integrated Messaging • Simplified Job Dispatch •Job Monitor Alerts • Turn-turn-turn driving Directions (text-based)	23%	• Monthly Access Price :$34.99 * Feature is available for a device with a voice and data package or a data plan • The Percentage Off Discount will be applied to the above listed Monthly Access prices
				0	

*The Offeror with the highest proposed minimum discount % (or Average disocunt off) for the given subcategory will receive 100% of the cost points possible for that service category. All other Offerors will receive a percentage of the cost points possible based on the percentage by which their proposed discount % is lower than the highest discount % in the given category. The formula to compute cost points is: (Proposed Discount % / Maximum Proposed Discount %) * Total Cost Points Available.

Consutlative Hourly Rate (this rate will be included in the contract)	$0.00

MA152-1 Wireless Voice, Data and Accessories Attachment C: Costsheet

Award Category 3-D through 3-N Costsheet

Vendor Name: Verizon Wireless (Solution FFM)

	Product Name	***Product Description***	***Characteristics of Product***	***Percentage Off Discount (%)****	***Notes***
	Field Force Manager (FFM) Basic	FFM provides a web management application to give you the visibility into what's happening in the field with your business. FFM helps solve business challenges in organizations that have employee on the move.	Features include: • Worker Maps • Industry-Smart Setup Wizard • Geofencing •Stop/Travel Reporting •GPS Alerts • Webservice integration APIs •Worker Monitor Alerts •Enhanced Navigation • Location aware time sheets • Mobile Forms (digital) • Integrated Messaging • Simplified Job Dispatch •Job Monitor Alerts • Turn-turn-turn driving Directions (text-based)	23%	• Monthly Access Price :$34.99 * Feature is available for a device with a voice and data package or a data plan • The Percentage Off Discount will be applied to the above listed Monthly Access prices
				0	

*The Offeror with the highest proposed minimum discount % (or Average disocunt off) for the given subcategory will receive 100% of the cost points possible for that service category. All other Offerors will receive a percentage of the cost points possible based on the percentage by which their proposed discount % is lower than the highest discount % in the given category. The formula to compute cost points is: (Proposed Discount % / Maximum Proposed Discount %) * Total Cost Points Available.

Consutlative Hourly Rate (this rate will be included in the contract)	$0.00

MA152-1 Wireless Voice, Data and Accessories Attachment C: Costsheet

Award Category 3-D through 3-N Costsheet

Vendor Name: Verizon Wireless (Solution FFM)

	Product Name	***Product Description***	***Characteristics of Product***	***Percentage Off Discount (%)****	***Notes***
	Field Force Manager (FFM) Basic	FFM provides a web management application to give you the visibility into what's happening in the field with your business. FFM helps solve business challenges in organizations that have employee on the move.	Features include: • Worker Maps • Industry-Smart Setup Wizard • Geofencing •Stop/Travel Reporting •GPS Alerts • Webservice integration APIs •Worker Monitor Alerts •Enhanced Navigation • Location aware time sheets • Mobile Forms (digital) • Integrated Messaging • Simplified Job Dispatch •Job Monitor Alerts • Turn-turn-turn driving Directions (text-based)	23%	• Monthly Access Price :$34.99 * Feature is available for a device with a voice and data package or a data plan • The Percentage Off Discount will be applied to the above listed Monthly Access prices
				0	

*The Offeror with the highest proposed minimum discount % (or Average disocunt off) for the given subcategory will receive 100% of the cost points possible for that service category. All other Offerors will receive a percentage of the cost points possible based on the percentage by which their proposed discount % is lower than the highest discount % in the given category. The formula to compute cost points is: (Proposed Discount % / Maximum Proposed Discount %) * Total Cost Points Available.

Consutlative Hourly Rate (this rate will be included in the contract)	$0.00

MA152-1 Wireless Voice, Data and Accessories Attachment C: Costsheet

Award Category 3-D through 3-N Costsheet

Vendor Name: Verizon Wireless

	Product Name	***Product Description***	***Characteristics of Product***	***Percentage Off Discount (%)****	***Notes***
	Intersection Safety Analytics - 1 Intersection	Intersection Safety Analytics with City Hub and Phase Data for 1 intersection	"Interesection Safety Analytics pricing includes: - 4 Video Node 4K's - 4 City Hubs - Installation - Connectivity, lighting control and Intersection Safety Analytics services over the term of the agreement - Phase data from the traffic controller - Monitoring - Support for all software elements for the contract term - Hardware Warranty and break/fix"	**23%**	The enclosed pricing is for the material and services set forth in this proposal and based on the assumptions detailed below. If any of the assumptions are not true and/or any additional requirements are identified Verizon's pricing may change. Intersection Safety Analytics with City Hub includes the following per intersection: - 4 VN4Ks - 4 CHs - Installation of all Video Nodes and City Hubs - Integration of traffic phase data - Wireless connectivity, lighting control, and intersection safety analytics services over the term of the agreement - Warranty and Break/fix cost covers manufacturer defects only; up to 5 year term - Field Service disptached if a device is not functional after verification that it is a HW failure (and not casued due to lack of power/non device specific issue) Pricing does not include taxes or surcharges, if any, and assumes the following applies: - 24x7 Power Available - LED Luminaries Present with Nema Socket - 1 VN4k per pole - EDI conflict card is already present at the traffic cabinet, additional charges will apply if a new EDI card needs to be installed - Permits and associated fees will exist and are not included - Structural Analysis Excluded - M/WBE requirements excluded - Assumes Mounting on existing and available poles - No traffic control required - Electrical available at pole - Holiday work days excluded - No union labor, no prevailing wage - Base cost assumes 120v electrical - Excludes Service Upgrades - Environmental analysis excluded - Includes shipping in the continental United States
	Intersection Safety Analytics - 5 Intersections	Intersection Safety Analytics with City Hub and Phase Data for 5 intersections	Interesection Safety Analytics pricing includes: - 20 Video Node 4K's - 20 City Hubs - Installation - Connectivity, lighting control and Intersection Safety Analytics services over the term of the agreement - Phase data from the traffic controller - Monitoring - Support for all software elements for the contract term - Hardware Warranty and break/fix		
	Intersection Safety Analytics - 10 Intersections	Intersection Safety Analytics with City Hub and Phase Data for 10 intersections	Interesection Safety Analytics pricing includes: - 40 Video Node 4K's - 40 City Hubs - Installation - Connectivity, lighting control and Intersection Safety Analytics services over the term of the agreement - Phase data from the traffic controller - Monitoring - Support for all software elements for the contract term - Hardware Warranty and break/fix		
	Intersection Safety Analytics - Basic - 1 Intersection	Intersection Safety Analytics with City Hub for 1 intersection, no phase data	Interesection Safety Analytics pricing includes: - 1 Video Node 4K - 1 City Hub - Installation - Connectivity and lighting control services and Intersection Safety Analytics services over the term of the agreement - Monitoring - Support for all software elements for the contract term - Hardware Warranty and break/fix		The enclosed pricing is for the material and services set forth in this proposal and based on the assumptions detailed below. If any of the assumptions are not true and/or any additional requirements are identified Verizon's pricing may change. Intersection Safety Analytics with City Hub includes the following: - 1 basic intersection - 1 VN4K - 1 CH - Installation of all Video Nodes and City Hubs - Wireless connectivity, lighting control and Intersection Safety Analytics services over the term of the agreement - Warranty and Break/fix covers manufacturer defects only; up to 5 year term - Field Service disptached if a node is not functional after verification that it is a HW failure (and not casued due to lack of power/non ndoe specific issue) Pricing does not include taxes or surcharges, if any, and assumes the following applies: - 24x7 Power Available - LED Luminaries Present with Nema Socket - 1 VN4k per pole - Permits and associated fees will exist and are not included - Structural Analysis Excluded - M/WBE requirements excluded - Assumes Mounting on existing and available poles - No traffic control required - Electrical available at pole - Holiday work days excluded - No union labor, no prevailing wage - Base cost assumes 120v electrical - Excludes Service Upgrades - Environmental analysis excluded
	Intelligent Traffic Management - Basic 5 Int	Intelligent Traffic Management - Basic Plan with 5 intersections	Intelligent Traffic Management pricing includes: - Hardware - Installation - Intelligent Traffic Management Service - Monitoring - Support for all software elements for the contract term - Hardware Warranty and break/fix		The enclosed pricing is for the material and services set forth in this proposal and based on the assumptions detailed below for ITM Basic. If any of the assumptions are not true and/or any additional requirements are identified Verizon's pricing may change. Pricing does not include taxes or surcharges, if any, and assumes the following applies for ITM Basic: • ITM - Basic Hardware • Does not include any Conflict Monitors, MMUs, or updates to signal controllers. • Permits and associated fees will exist and are not included. • Does not include union or prevailing wages • Does not include off-hours,nights, or other times outside of regular business hours • Holiday work days excluded • Does not include traffic controller fees • Includes shipping in the continental United States ITM Basic includes the following Hardware components, per intersection: • Flex Control Enhanced Module with Flex ID • Flex Control Power Supply • APCC Wi-Fi Sniffer with Antenna And Coax Cable • Sierra Wireless Airlink Rv50 Cell Modem • Pole Mounted Cellular Antenna with 100' Coax Cable • Universal Mounting Bracket • Siemens Ruggedcom 4 Port Ethernet Switch
	Intelligent Traffic Management - Basic 10 Int	Intelligent Traffic Management - Basic Plan with 10 intersections	Intelligent Traffic Management pricing includes: - Hardware - Installation - Intelligent Traffic Management Service - Monitoring - Support for all software elements for the contract term - Hardware Warranty and break/fix		

	Intelligent Traffic Management - Basic 25 Int	Intelligent Traffic Management - Basic Plan with 25 intersections	Intelligent Traffic Management pricing includes: - Hardware - Installation - Intelligent Traffic Management Service - Monitoring - Support for all software elements for the contract term - Hardware Warranty and break/fix	• Siemens Ruggedcom 4 Port Ethernet Switch Additional HW/SW and Service includes: • Hosting/Wireless communications • SW License Fees • Pre-construction • Construction • Installation • Design, Kitting, Installation Support • Field Engineering Support • Warranty and Break/fix cost covers manufacturer defects only; up to 5 year term
	Intelligent Traffic Management - Advanced 5 Int	Intelligent Traffic Management - Advanced Plan with 5 intersections	"Intelligent Traffic Management pricing includes: - Hardware - Installation - Intelligent Traffic Management Service - Monitoring - Support for all software elements for the contract term - Hardware Warranty and break/fix"	The enclosed pricing is for the material and services set forth in this proposal and based on the assumptions detailed below for ITM Advanced Plus. If any of the assumptions are not true and/or any additional requirements are identified Verizon's pricing may change. Pricing does not include taxes or surcharges, if any, and assumes the following applies for ITM Advanced: • ITM Advanced Hardware • Advanced intersection supports 8 lanes & includes 8 sensors, 8 tubes, 2 Long Life Repeaters, and 2 Standard External Antennas • Does not include any Conflict Monitors, MMUs, or updates to signal controllers • Assumes line of sight exists from digital radios to repeaters • Permits and associated fees are not included. • Does not include union or prevailing wages • Does not include off-hours,nights, or other times outside of regular business hours • Holiday work days excluded • Does not include traffic controller fees • Includes shipping in the continental United States ITM Advanced includes the following HW components, per intersection: • Flex Control Enhanced Module With Flex ID • Flex Control Power Supply • Flex Connect Power Supply • APCC Serial Port Protocol (Digital Radio)
	Intelligent Traffic Management - Advanced 10 Int	Intelligent Traffic Management - Advanced Plan with 10 intersections	"Intelligent Traffic Management pricing includes: - Hardware - Installation - Intelligent Traffic Management Service - Monitoring - Support for all software elements for the contract term - Hardware Warranty and break/fix"	
	Intelligent Traffic Management - Advanced Plus - 5 Int	Intelligent Traffic Management - Advanced Plus Plan with 5 intersections	"Intelligent Traffic Management pricing includes: - Hardware - Installation - Intelligent Traffic Management Service - Monitoring - Support for all software elements for the contract term - Hardware Warranty and break/fix"	The enclosed pricing is for the material and services set forth in this proposal and based on the assumptions detailed below for ITM Advanced Plus. If any of the assumptions are not true and/or any additional requirements are identified Verizon's pricing may change. Pricing does not include taxes or surcharges, if any, and assumes the following applies for ITM Advanced Plus: • Advanced Plus Hardware • Advanced Plus intersection supports 10 lanes & includes 50 sensors, 2 micro sensors, 60 tubes, 4 Long Life Repeaters, and 2 Standard External Antennas • Assumes line of sight exists from digital radios to repeaters • Does not include any Conflict Monitors, MMUs, or updates to signal controllers. • Permits and associated fees will exist and are not included. • Does not include union or prevailing wages • Does not include off-hours,nights, or other times outside of regular business hours • Holiday work days excluded • Does not include traffic controller fees • Includes shipping in the continental United States ITM Advanced Plus includes the following HW components, per intersection: • Flex Control Enhanced Module with Flex ID • Flex Control Power Supply • Flex Connect
	Intelligent Traffic Management - Advanced Plus - 10 Int	Intelligent Traffic Management - Advanced Plus Plan with 10 intersections	"Intelligent Traffic Management pricing includes: - Hardware - Installation - Intelligent Traffic Management Service - Monitoring - Support for all software elements for the contract term - Hardware Warranty and break/fix"	
	Traffic Data Services - Real Time Speed 50	Traffic Data Services - Real Time Speed, 50 miles	Pricing includes: - 50 one way miles - TDS Real Time Speed service - Maintenance and support over the term of the contract	The enclosed pricing is for the services set forth in this proposal and based on the assumptions detailed below for Traffic Data Services. If any of the assumptions are not true and/or any additional requirements are identified, Verizon's pricing may change. Pricing does not include taxes or surcharges, if any, and assumes the following applies: - 1 main road covered with 3 feeders
	Traffic Data Services - Real Time Speed 100	Traffic Data Services - Real Time Speed, 100 miles	Pricing includes: - 100 one way miles - TDS Real Time Speed service - Maintenance and support over the term of the contract	The enclosed pricing is for the services set forth in this proposal and based on the assumptions detailed below for Traffic Data Services. If any of the assumptions are not true and/or any additional requirements are identified, Verizon's pricing may change. Pricing does not include taxes or surcharges, if any, and assumes the following applies: - 3 main roads with 6 feeders
	Traffic Data Services - Real Time Speed 200	Traffic Data Services - Real Time Speed, 200 miles	Pricing includes: - 200 one way miles - TDS Real Time Speed service - Maintenance and support over the term of the contract	The enclosed pricing is for the services set forth in this proposal and based on the assumptions detailed below for Traffic Data Services. If any of the assumptions are not true and/or any additional requirements are identified, Verizon's pricing may change. Pricing does not include taxes or surcharges, if any, and assumes the following applies: - 5 main roads with 10 feeders
	Traffic Data Services - Historical Speed 50	Traffic Data Services - Historical Speed 50 miles	Pricing includes: - 50 one way miles - TDS Historial Speed service - Maintenance and support over the term of the contract	The enclosed pricing is for the services set forth in this proposal and based on the assumptions detailed below for Traffic Data Services. If any of the assumptions are not true and/or any additional requirements are identified, Verizon's pricing may change. Pricing does not include taxes or surcharges, if any, and assumes the following applies: - 1 main road covered with 3 feeders
	Traffic Data Services - Historical Speed 100	Traffic Data Services - Historical Speed 100 miles	Pricing includes: - 100 one way miles - TDS Historial Speed service - Maintenance and support over the term of the contract	The enclosed pricing is for the services set forth in this proposal and based on the assumptions detailed below for Traffic Data Services. If any of the assumptions are not true and/or any additional requirements are identified, Verizon's pricing may change. Pricing does not include taxes or surcharges, if any, and assumes the following applies: - 3 main roads with 6 feeders
	Traffic Data Services - Historical Speed 200	Traffic Data Services - Historical Speed 200 miles	Pricing includes: - 200 one way miles - TDS Historial Speed service - Maintenance and support over the term of the contract	The enclosed pricing is for the services set forth in this proposal and based on the assumptions detailed below for Traffic Data Services. If any of the assumptions are not true and/or any additional requirements are identified, Verizon's pricing may change. Pricing does not include taxes or surcharges, if any, and assumes the following applies: - 5 main roads with 10 feeders
	Traffic Data Services -OD 500K	Traffic Data Services - Origin & Destination Reports, population up to 500K	Pricing includes: - 4 quarterly Origin & Destination reports	The enclosed pricing is for the services set forth in this proposal and based on the assumptions detailed below for Traffic Data Services. If any of the assumptions are not true and/or any additional requirements are identified, Verizon's pricing may change. Pricing does not include taxes or surcharges, if any, and assumes the following applies: - Local population is what is covered in zones of interest - 1 zone = 10,000 people - Over night annual visitors for 60 days are 25% of local population or less - 4 quarterly reports are provided - Market share is assumed to be 35% or higher - Inclusion list is 70% or higher (gov numbers are excluded) Reporting details:
	Traffic Data Services - OD 1M	Traffic Data Services - Origin & Destination Reports, population up to 1M	Pricing includes: - 4 quarterly Origin & Destination reports	
	Traffic Data Services - OD 2.5M	Traffic Data Services - Origin & Destination Reports, population up to 2.5M	Pricing includes: - 4 quarterly Origin & Destination reports	
	Traffic Data Services - OD 5M	Traffic Data Services - Origin & Destination Reports, population up to 5M	Pricing includes: - 4 quarterly Origin & Destination reports	
	Traffic Data Services - Micro OD	Traffic Data Services - Micro Origin & Destination Report per section	Pricing includes: - 4 quarterly Micro Origin & Destination reports - Reports cover 1 section of congested road	The enclosed pricing is for the services set forth in this proposal and based on the assumptions detailed below for Traffic Data Services. If any of the assumptions are not true and/or any additional requirements are identified, Verizon's pricing may change. Pricing does not include taxes or surcharges, if any, and assumes the following applies: - 4 micro OD reports per year
	Traffic Data Services - Signal Tuning	Traffic Data Services - Signal Tuning (per junction)	Pricing includes: - 4 quarterly Signal Tuning reports including percentage turn movement count and delay per junction	The enclosed pricing is for the services set forth in this proposal and based on the assumptions detailed below for Traffic Data Services. If any of the assumptions are not true and/or any additional requirements are identified, Verizon's pricing may change. Pricing does not include taxes or surcharges, if any, and assumes the following applies: - 4 signal tuning reports per year
	Traffic Data Services - Counting Station	Traffic Data Services - Counting Station	Pricing includes: - 4 quarterly counting station reports including estimated vehicle counts for a specific location	The enclosed pricing is for the services set forth in this proposal and based on the assumptions detailed below for Traffic Data Services. If any of the assumptions are not true and/or any additional requirements are identified, Verizon's pricing may change. Pricing does not include taxes or surcharges, if any, and assumes the following applies: - Requires Real time or historical speed purchase covering the location of the counting station

	Traffic Data Services - 10 Zone Pack	Traffic Data Services - Additonal 10 Zones (per 10 zones)	Pricing includes: - 10 additional zones above the number of zones included in the OD reports	The enclosed pricing is for the services set forth in this proposal and based on the assumptions detailed below for Traffic Data Services. If any of the assumptions are not true and/or any additional requirements are identified, Verizon's pricing may change. Pricing does not include taxes or surcharges, if any, and assumes the following applies:
	Traffic Data Services - Feeder Add	Traffic Data Services - Additional Feeder (per feeder)	Pricing includes: - 1 additional feeder on a road segment covered with RT or HT	The enclosed pricing is for the services set forth in this proposal and based on the assumptions detailed below for Traffic Data Services. If any of the assumptions are not true and/or any additional requirements are identified, Verizon's pricing may change. Pricing does not include taxes or surcharges, if any, and assumes the following applies: - Requires Real time or historical speed purchase
	Parking Optomization - 4 Video Nodes	Parking Optomization with 4 Video Nodes and 4 City Hubs covering approximately 100 parking spots in a parking lot	Parking Optomization pricing includes: - 4 Video Node 4Ks - 4 City Hubs - Installation - Connectivity, lighting control, and parking optimization services over the term of the agreement - Monitoring - Support for all software elements for the contract term - Hardware Warranty and break/fix	The enclosed pricing is for the material and services set forth in this proposal and based on the assumptions detailed below. If any of the assumptions are not true and/or any additional requirements are identified Verizon's pricing may change. Parking Optimization with City Hub includes the following: - 4 VN4Ks (assumes 20-25 parking spots covered by each camera with good line of sight depending on pole height) - 4 City Hubs - Installation of all Video Nodes and City Hubs - Connectivity and lighting control services over the term of the agreement - Warranty and Break/fix cost covers manufacturer defects only; up to 5 year term - Field Service disptached if a node is not functional after verification that it is a HW failure (and not casued due to lack of power/non ndoe specific issue) Pricing does not include taxes or surcharges, if any, and assumes the following applies: - 24x7 Power Available - LED Luminaries Present with Nema Socket - Pole height has to be 30ft with good line of sight visibility with no obstruction from Video Nodes to the parking spots - 1 VN4k per pole - Permits and associated fees will exist and are not included - Structural Analysis Excluded - M/WBE requirements excluded - Assumes Mounting on existing and available poles - No traffic control required - Electrical available at pole - Holiday work days excluded - No union labor, no prevailing wage - Base cost assumes 120v electrical - Excludes Service Upgrades

*The Offeror with the highest proposed minimum discount % (or Average disocunt off) for the given subcategory will receive 100% of the cost points possible for that service category. All other Offerors will receive a percentage of the cost points possible based on the percentage by which their proposed discount % is lower than the highest discount % in the given category. The formula to compute cost points is: (Proposed Discount % / Maximum Proposed Discount %) * Total Cost Points Available.

Consutlative Hourly Rate (this rate will be included in the contract)	$199.00

MA152-1 Wireless Voice, Data and Accessories Attachment C: Costsheet

Award Category 3-D through 3-N Costsheet

Vendor Name: Verizon Wireless (Solution: Intrepid)

	Product Name	***Product Description***	***Characteristics of Product***	***Percentage Off Discount (%)****	***Notes***
	Intrepid	Intrepid Networks provides a real-time situational awareness solution for both public and private organizations. Intrepid Networks solution suite is suited for emergency response agencies within the public sector, as well as any	1.Intrepid's public safety software solutions decrease critical response time while improving overall safety for first responders. 2.Minimize unnecessary radio traffic to conserve voice channels for emergency communications	25.00%	See Attachment G for package options. Percentage Discount applies to Annual Software Service Subscription price only. Excludes integration subscription.

*The Offeror with the highest proposed minimum discount % (or Average disocunt off) for the given subcategory will receive 100% of the cost points possible for that service category. All other Offerors will receive a percentage of the cost points possible based on the percentage by which their proposed discount % is lower than the highest discount % in the given category. The formula to compute cost points is: (Proposed Discount % / Maximum Proposed Discount %) * Total Cost Points Available.

Consutlative Hourly Rate (this rate will be included in the contract)	N/A

MA152-1 Wireless Voice, Data and Accessories Attachment C: Costsheet

Award Category 3-D through 3-N Costsheet

Vendor Name: Verizon Wireless

	Product Name	***Product Description***	***Characteristics of Product***	***Percentage Off Discount (%)****	***Notes***
	Push to Talk Plus (PTT+)	Push to Talk Plus (PTT+) provides instant voice communication and integrated messaging with 1 person or a group of people It's simple, efficient, secure and works wherever there is cellular or Wi-Fi coverage	Users have the added ability to share: Texts, Alerts, Photos, Videos, Location data, Voice messages, and Documents. PTT+ supports: Subsecond Voice Calling Dispatch functionality (smartphones and tablets) Cross Carrier (i.e., the ability to load Verizon's PTT+ application on some other carriers' devices. PTT+ interoperates with Land Mobile Radios (LMR).	25.00%	• PTT+ Only Feature for Basic or Smartphone device: $2.67 per month • PTT+ License: Tablet/InterCarrier/3rd Party Web Access: $5.00 per month • Dispatch License for Windows PC with PTT and mapping: $30.00 per month • The Percentage Off Discount applies to the above listed Monthly Access prices
	PTT+ with Land Mobile Radio (LMR)	PTT+ interfaced with LMR systems. PTT+ / LMR interoperability allows users of LMR networks to communicate seamlessly with PTT+ users. Interoperability between LMR and PTT+ is available at three levels, radio (RoIP), network (ISSI), and console (CSSI).	Fast, secure, reliable communications unbound by coverage area or network type. • LMR access for those who cannot or will not carry a radio. • One device to access broadband data apps, LMR and PTT+. • The ability to quickly add PTT+ users as required. • Lower costs and improved functionality without need for new sites, frequencies or radios.		• LMR Feature Only when added to Basic or Smartphone device with PTT+: $6.00 per month • LMR License Bundled with PTT+ License: Tablet/InterCarrier/3rd Party Web Access: $11.00 per month • LMR License Bundled with Dispatch License for Windows PC with PTT and mapping: $36.00 per month • The Percentage Off Discount applies to the above listed Monthly Access prices
				0	

*The Offeror with the highest proposed minimum discount % (or Average disocunt off) for the given subcategory will receive 100% of the cost points possible for that service category. All other Offerors will receive a percentage of the cost points possible based on the percentage by which their proposed discount % is lower than the highest discount % in the given category. The formula to compute cost points is: (Proposed Discount % / Maximum Proposed Discount %) * Total Cost Points Available.

Consutlative Hourly Rate (this rate will be included in the contract)	N/A

MA152-1 Wireless Voice, Data and Accessories Attachment C: Costsheet

Award Category 3-D through 3-N Costsheet

Vendor Name: Verizon Wireless (Solution: IoT - Lighting)

	Product Name	***Product Description***	***Characteristics of Product***	***Percentage Off Discount (%)****	***Notes***
	Intelligent Lighting w/City Hub - 25	25 City Hubs with ongoing lighting control service	Intelligent Lighting Pricing includes: - 25 City Hubs - Installation - Monitoring - Support for all software elements for the contract term - Hardware Warranty and break/fix	**23%**	The enclosed pricing is for the material and services set forth in this proposal and based on the assumptions detailed below. If any of the assumptions are not true and/or any additional requirements are identified Verizon's pricing may change. Lighing control with City Hub includes the following: - City Hubs - Installation of all City Hubs - Connectivity and lighting control services over the term of the agreement Pricing does not include taxes or surcharges, if any, and assumes the following applies: - 24x7 Power Available - LED Luminaries Present with Nema Socket and support lighting control - No permits required or included - Structural Analysis Excluded - M/WBE requirements excluded - Assumes Mounting on existing and available poles - No traffic control required - Electrical available at pole - Holiday work days excluded - No union labor, no prevailing wage - 12 devices installed per crew per day - Excludes Service Upgrades - Environmental analysis excluded - Warranty and Break/fix cost covers manufacturer defects only; up to 5 year term - Field Service dispatched when there are 5 partially functional City Hub (defaulted to photocell) - Field Service disptached if a City Hub is not functional after verification that it is a HW failure (and not casued due to lack of power/non City Hub specific issue) - Includes shipping in the continental United States
	Intelligent Lighting w/LCO - 250	250 Lighting Core Optomized (LCO) nodes with lighting control service	Intelligent Lighting Pricing includes: - 250 LCOs - Installation - Connectivity and lighting control services - Monitoring - Support for all software elements for the contract term - Hardware Warranty and break/fix		The enclosed pricing is for the material and services set forth in this proposal and based on the assumptions detailed below. If any of the assumptions are not true and/or any additional requirements are identified Verizon's pricing may change. Lighing control with City Hub includes the following: - LCO nodes - Installation of all LCO nodes - Connectivity and lighting control services over the term of the agreement - Warranty and Break/fix cost covers manufacturer defects only; up to 10 year term - Field Service dispatched when there are 5 partially functional nodes (defaulted to photocell) - Field Service disptached if a node is not functional after verification that it is a HW failure (and not casued due to lack of power/non ndoe specific issue) Pricing does not include taxes or surcharges, if any, and assumes the following applies: - 24x7 Power Available - LED Luminaries Present with Nema Socket and support lighting control - No permits required or included - Structural Analysis Excluded - M/WBE requirements excluded - Assumes Mounting on existing and available poles - No traffic control required - Electrical available at pole - Holiday work days excluded - No union labor, no prevailing wage - 12 devices installed per crew per day - Excludes Service Upgrades - Environmental analysis excluded - Includes shipping in the continental United States
	Intelligent Lighting w/LCO - 1000	1000 Lighting Core Optomized (LCO) nodes with lighting control service	Intelligent Lighting Pricing includes: - 1000 LCOs - Installation - Connectivity and lighting control services - Monitoring - Support for all software elements for the contract term - Hardware Warranty and break/fix		

*The Offeror with the highest proposed minimum discount % (or Average disocunt off) for the given subcategory will receive 100% of the cost points possible for that service category. All other Offerors will receive a percentage of the cost points possible based on the percentage by which their proposed discount % is lower than the highest discount % in the given category. The formula to compute cost points is: (Proposed Discount % / Maximum Proposed Discount %) * Total Cost Points Available.

Consutlative Hourly Rate (this rate will be included in the contract)	$199.00

MA152-1 Wireless Voice, Data and Accessories Attachment C: Costsheet

Award Category 3-D through 3-N Costsheet

Vendor Name: Verizon Wireless

	Product Name	***Product Description***	***Characteristics of Product***	***Percentage Off Discount (%)****	***Notes***
	Enterprise Messaging Access (EMAG) - TEXT ONLY Packages	Enterprise Messaging Access Gateway (EMAG) is a VZW-branded messaging platform that allows B2B, Government and SMB customers (5 or more Corporate Liable subscribers) to send high volumes of text messages through a fast, reliable and secure network.	EMAG lets businesses and institutions send alerts, updates or campaigns to distribution lists of VZW subscribers who opt in to receive the messages. (Text Messages Only)	25.00%	• Messages Included 15,000/ Monthly Access $50/ Per Message Rate After Allowance $0.01 • Messages Included 100,000/ Monthly Access $200/ Per Message Rate After Allowance $0.01 • Messages Included 500,000/ Monthly Access $975/ Per Message Rate After Allowance $0.01 • Messages Included 1,000,000/ Monthly Access $1,850/ Per Message Rate After Allowance $0.01 • Messages Included 5,000,000/ Monthly Access $9,000/ Per Message Rate After Allowance $0.005 • 100% discount for eligible Public Safety Entities with a qualifying NAICS code (621910,922110,922120,922130,922140,922150,922160,922190,928110) • The Percentage Off Discount applies to the above listed Monthly Access prices
	Enterprise Messaging Access (EMAG) - Text and MMS Packages	Enterprise Messaging Access Gateway (EMAG) is a VZW-branded messaging platform that allows B2B, Government and SMB customers (5 or more Corporate Liable subscribers) to send high volumes of text and pic messages through a fast, reliable and secure network.	EMAG lets businesses and institutions send alerts, updates or campaigns to distribution lists of VZW subscribers who opt in to receive the messages. (Text and MMS)		• Messages Included 15,000/ Monthly Access $100/ Per Message Rate After Allowance $0.02 • Messages Included 100,000/ Monthly Access $400/ Per Message Rate After Allowance $0.02 • Messages Included 500,000/ Monthly Access $1,950/ Per Message Rate After Allowance $0.02 • Messages Included 1,000,000/ Monthly Access $3,700/ Per Message Rate After Allowance $0.02 • Messages Included 5,000,000/ Monthly Access $18,000/ Per Message Rate After Allowance $0.01 • The Percentage Off Discount applies to the above listed Monthly Access prices
				0	

*The Offeror with the highest proposed minimum discount % (or Average disocunt off) for the given subcategory will receive 100% of the cost points possible for that service category. All other Offerors will receive a percentage of the cost points possible based on the percentage by which their proposed discount % is lower than the highest discount % in the given category. The formula to compute cost points is: (Proposed Discount % / Maximum Proposed Discount %) * Total Cost Points Available.

Consutlative Hourly Rate (this rate will be included in the contract)	$0.00

MA152-1 Wireless Voice, Data and Accessories Attachment C: Costsheet

Award Category 3-D through 3-N Costsheet

Vendor Name: Verizon Wireless

	Product Name	***Product Description***	***Characteristics of Product***	***Percentage Off Discount (%)****	***Notes***
	Verizon Wireless Private Network	Verizon Wireless Private Network (PN) allows companies to extend their internal networks anywhere the VZW network wireless reaches without compromising network management and control.	Private Network creates a secure connection between the VZW Network and the customer's internal computer network. Each customer's traffic is isolated from public and other private communications, ensuring greater security and performance. Traffic flows from a wireless device to a radio tower and into the private network. Connections can be made between the VZW network and the customer's internal network (i.e., intranet) through a: * Verizon Business Private IP Multi Protocol Label Switching (MPLS) network * Fixed End System (FES) dedicated circuit (point-to-point T1 or Frame Relay) * Virtual Private Network (dedicated virtual connection) * Wireless to Wireless (0 Tunnel)	25%	**Set Up Fees -** Private Network Only: $500, Dynamic Mobile Network Routing (DMNR): $250, PN with Service Based Access (SBA): $250, Fixed End System (FES): $1500 • The Percentage Off Discount applies to the above listed Set Up Fees

*The Offeror with the highest proposed minimum discount % (or Average disocunt off) for the given subcategory will receive 100% of the cost points possible for that service category. All other Offerors will receive a percentage of the cost points possible based on the percentage by which their proposed discount % is lower than the highest discount % in the given category. The formula to compute cost points is: (Proposed Discount % / Maximum Proposed Discount %) * Total Cost Points Available.

Consutlative Hourly Rate (this rate will be included in the contract)	$0.00

MA152-1 Wireless Voice, Data and Accessories

*One time Cost Amount includes discount where applicable

Attachment G Plan Coverage

(this document is intended to cover CRU plans only)

Carrier lists every plan and feature available under the NASPO ValuePoint contract, and provides full details of the plan or feature

Fill in each column for each plan or feature included. Enter "not applicable" or "N/A" for any column that does not apply to a specific plan or feature.

Plans used in the Offerors submission Attachment C are to be entered on this attachment.

Plan # of Feature #	Plan or Feature Description	Monthly Cost Before Discount	Discount Percentage	NASPO ValuePoint Monthly Cost *(net of discount)*	One time Cost Amount*	Description of One Time Cost	Details of Plan – Voice: anytime minutes included	nights / weekend minutes included	provider to provider minutes included	cost per minute overage - any time	cost per minute overage - night / weekend	cost per minute overage - provider to provider	Pooled
Scenario 1	Basic phone - unlimited voice & messaging	$32.47	23%	$25.00	N/A	N/A	unlimited	unlimited	unlimited	N/A	N/A	N/A	No
Scenario 2	Smartphone - 4 Gig of data, unlimited voice & messaging	$58.44	23%	$45.00	N/A	N/A	unlimited	unlimited	unlimited	N/A	N/A	N/A	No
Scenario 3	Smartphone - 300 minutes of voice, unlimited data & messaging	$51.95	23%	$40.00	N/A	N/A	300	unlimited	unlimited	$ 0.25	N/A	N/A	Yes
Scenario 4	Smartphone - unlimited data, voice & messaging	$64.94	23%	$50.00	N/A	N/A	unlimited	unlimited	unlimited	N/A	N/A	N/A	No
Scenario 5	Data only - low - 150 kb	$12.99	23%	$10.00	N/A	N/A	N/A	N/A	N/A	N/A	N/A	N/A	N/A
Scenario 6	Data only - moderate - 4 Gig	$38.96	23%	$30.00	N/A	N/A	N/A	N/A	N/A	N/A	N/A	N/A	N/A
Scenario 7	Data only - unlimited data	$51.94	23%	$39.99	N/A	N/A	N/A	N/A	N/A	N/A	N/A	N/A	N/A
Scenario 8	Smartphone - 4 Gig of data, unlimited voice & messaging	$38.96	23%	$30.00	N/A	N/A	unlimited	unlimited	unlimited	N/A	N/A	N/A	No
Scenario 9	Smartphone - unlimited data, voice & messaging	$45.45	23%	$35.00	N/A	N/A	unlimited	unlimited	unlimited	N/A	N/A	N/A	No
Scenario 10	Tablet - 1 Gig of data	$19.48	23%	$15.00	N/A	N/A	N/A	N/A	N/A	N/A	N/A	N/A	N/A
Scenario 11	Unlimited Data Plans (no Throttling) that are used by First Responders	$39.99	0%	$39.99	N/A	N/A	N/A	N/A	N/A	N/A	N/A	N/A	N/A
Scenario 12	Data only - low - 150 kb	$1.00	0%	$1.00	N/A	N/A	N/A	N/A	N/A	N/A	N/A	N/A	N/A
Scenario 13	Data only - moderate - 4 Gig	$32.47	23%	$25.00	N/A	N/A	N/A	N/A	N/A	N/A	N/A	N/A	N/A
Scenario 14	Data only - unlimited data	$45.44	23%	$34.99	N/A	N/A	N/A	N/A	N/A	N/A	N/A	N/A	N/A
73736/73575	NVLPT NATIONWIDE FOR GOVERNMENT TALK 200 SHARE	$34.99	23%	$26.94	N/A	N/A	200	unlimited	unlimited	$ 0.25	N/A	N/A	Yes
80006/80010	NVLPT NATIONWIDE FOR GOVERNMENT BASIC 100 SHARE UNL M2M‹	$30.75	23%	$23.68	N/A	N/A	100	unlimited	unlimited	$ 0.25	N/A	N/A	Yes
86137/86136	NVLPT NATIONWIDE FOR GOVERNMENT SHARE UNL M2M UNL N&W	$15.99	0%	$15.99	N/A	N/A	0	unlimited	unlimited	$ 0.25	N/A	N/A	Yes
73713	NVLPT NATIONWIDE FOR GOVERNMENT TALK 450 ANYTIME	$39.99	23%	$30.79	N/A	N/A	450	unlimited	unlimited	$ 0.25	N/A	N/A	No
73714	NVLPT NATIONWIDE FOR GOVERNMENT TALK 900 ANYTIME	$59.99	23%	$46.19	N/A	N/A	900	unlimited	unlimited	$ 0.25	N/A	N/A	No
73761	NVLPT NATIONWIDE FOR BUS TALK & TEXT 450 ANY	$59.99	23%	$46.19	N/A	N/A	450	unlimited	unlimited	$ 0.25	N/A	N/A	No
73762	NVLPT NATIONWIDE FOR BUS TALK & TEXT 900 ANY	$79.99	23%	$61.59	N/A	N/A	900	unlimited	unlimited	$ 0.25	N/A	N/A	No
74538	NVLPT NATIONWIDE BASIC 400 ANY UNL IN + N&W	$35.88	23%	$27.63	N/A	N/A	400	unlimited	unlimited	$ 0.25	N/A	N/A	No
74540	NVLPT NATIONWIDE BASIC 600 ANY UNL IN + N&W	$52.56	23%	$40.47	N/A	N/A	600	unlimited	unlimited	$ 0.25	N/A	N/A	No
74542	NVLPT NATIONWIDE BASIC 1000 ANY UNL IN + N&W	$67.94	23%	$52.31	N/A	N/A	1000	unlimited	unlimited	$ 0.25	N/A	N/A	No
83233	NVLPT NATIONWIDE TALK UNLIMITED ANYTIME MINUTES	$69.99	23%	$53.89	N/A	N/A	unlimited	unlimited	unlimited	N/A	N/A	N/A	No
83234	NVLPT NATIONWIDE TALK & TEXT UNLIMITED ANYTIME MINUTES	$89.99	23%	$69.29	N/A	N/A	unlimited	unlimited	unlimited	N/A	N/A	N/A	No
74539/76363	NVLPT NATIONWIDE BASIC 400 SHARE UNL IN + N&W	$38.45	23%	$29.61	N/A	N/A	400	unlimited	unlimited	$ 0.25	N/A	N/A	Yes
74541/76364	NVLPT NATIONWIDE BASIC 600 SHARE UNL IN + N&W	$55.12	23%	$42.44	N/A	N/A	600	unlimited	unlimited	$ 0.25	N/A	N/A	Yes
74543/76365	NVLPT NATIONWIDE BASIC 1000 SHARE UNL IN + N&W	$70.50	23%	$54.29	N/A	N/A	1000	unlimited	unlimited	$ 0.25	N/A	N/A	Yes
16810	CUSTOM NATIONWIDE BASIC DEVICE FOR NATIONAL SECURITY, PUBLI	$22.99	0%	$22.99	N/A	N/A	unlimited	unlimited	unlimited	N/A	N/A	N/A	No
96626/96625	CUSTOM UNLIMITED PUSH TO TALK ONLY PLAN FOR NATIONAL SECUF	$17.99	0%	$17.99	N/A	N/A	0	0	0	$ 0.25	$ 0.25	$ 0.25	No
13656	CUSTOM 4G VERIZON UNLIMITED SMARTPHONE PLAN FOR PUBLIC SE	$65.00	23%	$50.05	N/A	N/A	unlimited	unlimited	unlimited	N/A	N/A	N/A	No
99719	UNLIMITED PLAN FOR SMARTPHONE	$70.00	0%	$70.00	N/A	N/A	unlimited	unlimited	unlimited	N/A	N/A	N/A	No
96325	THE NEW VERIZON PLAN SMALL 2GB $35	$35.00	23%	$26.95	N/A	N/A	unlimited	unlimited	unlimited	N/A	N/A	N/A	N/A
96327	THE NEW VERIZON PLAN MEDIUM 4GB $50	$50.00	23%	$38.50	N/A	N/A	unlimited	unlimited	unlimited	N/A	N/A	N/A	N/A
96328	THE NEW VERIZON PLAN LARGE 8GB $70	$70.00	23%	$53.90	N/A	N/A	unlimited	unlimited	unlimited	N/A	N/A	N/A	N/A

Plan # of Feature #	Data: measurement for billing	qty included	throttles after how much monthly usage	Pooled	overage unit measurement?	overage cost per unit	data network??	Messaging: Qty SMS included	Qty MMS included	Pooled	cost per SMS over	cost per MMS over	Equipment: Subsidized Device	Equipment Requirements
Scenario 1	MB	100MB	N/A	Yes	GB	$10.00 per GB	4G	unlimited	unlimited	No	N/A	N/A	Yes	Basic
Scenario 2	GB	4GB	N/A	Yes	GB	$10.00 per GB	4G	unlimited	unlimited	No	N/A	N/A	Yes	Smartphone
Scenario 3	N/A	Unlimited	25GB	N/A	N/A	N/A	4G	unlimited	unlimited	No	N/A	N/A	Yes	Smartphone
Scenario 4	N/A	Unlimited	25GB	N/A	N/A	N/A	4G	unlimited	unlimited	No	N/A	N/A	Yes	Smartphone
Scenario 5	KB	150KB	N/A	Yes	GB	$10.00 per GB	4G	N/A	N/A	N/A	N/A	N/A	Yes	Approved Mobile Bro
Scenario 6	GB	4GB	N/A	Yes	GB	$10.00 per GB	4G	N/A	N/A	N/A	N/A	N/A	Yes	Approved Mobile Bro
Scenario 7	N/A	Unlimited	25GB	N/A	N/A	N/A	4G	N/A	N/A	N/A	N/A	N/A	Yes	Approved Mobile Bro
Scenario 8	GB	4GB	N/A	Yes	GB	$10.00 per GB	4G	unlimited	unlimited	No	N/A	N/A	No	Smartphone
Scenario 9	N/A	Unlimited	25GB	N/A	N/A	N/A	4G	unlimited	unlimited	No	N/A	N/A	No	Smartphone
Scenario 10	GB	1GB	N/A	Yes	GB	$10.00 per GB	4G	N/A	N/A	N/A	N/A	N/A	No	Tablet
Scenario 11	N/A	Unlimited	cle on a go for	N/A	N/A	N/A	4G	N/A	N/A	N/A	N/A	N/A	Yes	Approved Mobile Bro
Scenario 12	KB	150KB	N/A	Yes	GB	$10.00 per GB	4G	N/A	N/A	N/A	N/A	N/A	No	Approved Mobile Bro
Scenario 13	GB	4GB	N/A	Yes	GB	$10.00 per GB	4G	N/A	N/A	N/A	N/A	N/A	No	Approved Mobile Bro
Scenario 14	N/A	Unlimited	25GB	N/A	N/A	N/A	4G	N/A	N/A	N/A	N/A	N/A	No	Approved Mobile Bro
73736/73575	MB	0	N/A	N/A	N/A	N/A	3G/4G	100 SMS/MM	100 SMS/MM	No	$0.02 incomin	$ 0.25	Yes	Basic/Smartphone
80006/80010	MB	0	N/A	N/A	N/A	N/A	3G/4G	100 SMS/MM	100 SMS/MM	No	$0.02 incomin	$ 0.25	Yes	Basic/Smartphone
86137/86136	MB	0	N/A	N/A	N/A	N/A	3G/4G	100 SMS/MM	100 SMS/MM	No	$0.02 incomin	$ 0.25	Yes	Basic/Smartphone
73713	MB	0	N/A	N/A	N/A	N/A	3G/4G	100 SMS/MM	100 SMS/MM	No	$0.02 incomin	$ 0.25	Yes	Basic/Smartphone
73714	MB	0	N/A	N/A	N/A	N/A	3G/4G	100 SMS/MM	100 SMS/MM	No	$0.02 incomin	$ 0.25	Yes	Basic/Smartphone
73761	MB	0	N/A	N/A	N/A	N/A	3G/4G	unlimited	unlimited	No	N/A	N/A	Yes	Basic/Smartphone
73762	MB	0	N/A	N/A	N/A	N/A	3G/4G	unlimited	unlimited	No	N/A	N/A	Yes	Basic/Smartphone
74538	MB	0	N/A	N/A	N/A	N/A	3G/4G	100 SMS/MM	100 SMS/MM	No	$0.02 incomin	$ 0.25	Yes	Basic/Smartphone
74540	MB	0	N/A	N/A	N/A	N/A	3G/4G	100 SMS/MM	100 SMS/MM	No	$0.02 incomin	$ 0.25	Yes	Basic/Smartphone
74542	MB	0	N/A	N/A	N/A	N/A	3G/4G	100 SMS/MM	100 SMS/MM	No	$0.02 incomin	$ 0.25	Yes	Basic/Smartphone
83233	MB	0	N/A	N/A	N/A	N/A	3G/4G	100 SMS/MM	100 SMS/MM	No	$0.02 incomin	$ 0.25	Yes	Basic/Smartphone
83234	MB	0	N/A	N/A	N/A	N/A	3G/4G	unlimited	unlimited	No	N/A	N/A	Yes	Basic/Smartphone
74539/76363	MB	0	N/A	N/A	N/A	N/A	3G/4G	100 SMS/MM	100 SMS/MM	No	$0.02 incomin	$ 0.25	Yes	Basic/Smartphone
74541/76364	MB	0	N/A	N/A	N/A	N/A	3G/4G	100 SMS/MM	100 SMS/MM	No	$0.02 incomin	$ 0.25	Yes	Basic/Smartphone
74543/76365	MB	0	N/A	N/A	N/A	N/A	3G/4G	100 SMS/MM	100 SMS/MM	No	$0.02 incomin	$ 0.25	Yes	Basic/Smartphone
16810	GB	100MB	N/A	N/A	GB	$10.00 per GB	3G/4G	unlimited	unlimited	No	N/A	N/A	Yes	Basic Phone
96626/96625	N/A	N/A	N/A	N/A	N/A	N/A	3G/4G	N/A	N/A	N/A	N/A	N/A	Yes	Push to Talk
13656	N/A	Unlimited	ptimized 10GB	N/A	N/A	N/A	3G/4G	unlimited	unlimited	N/A	N/A	N/A	Yes	Smartphone
99719	N/A	Unlimited	ptimized 25GB	N/A	N/A	N/A	3G/4G	unlimited	unlimited	N/A	N/A	N/A	Yes	Smartphone
96325	GB	2GB	N/A	Yes	GB	$15.00 per 1 G	3G/4G	unlimited	unlimited	N/A	N/A	N/A	Yes	• Smartphones • Basic Phones • Routers • Jetpacks • Netbooks • Notebooks • USBs • Tablets • 4G LTE Internet devices • Wireless Home Phone • Select Connected Devices
96327	GB	4GB	N/A	Yes	GB	$15.00 per 1 G	3G/4G	unlimited	unlimited	N/A	N/A	N/A	Yes	• Smartphones • Basic Phones • Routers • Jetpacks • Netbooks • Notebooks • USBs • Tablets • 4G LTE Internet devices • Wireless Home Phone • Select Connected Devices
96328	GB	8GB	N/A	Yes	GB	$15.00 per 1 G	3G/4G	unlimited	unlimited	N/A	N/A	N/A	Yes	• Smartphones • Basic Phones • Routers • Jetpacks • Netbooks • Notebooks • USBs • Tablets • 4G LTE Internet devices • Wireless Home Phone • Select Connected Devices

Plan # of Feature #	Details of Add On Features: description of unit	qty of units included	units of overage	cost per unit of overage	data network??	throttles after how much monthly usage	Plan or Feature Rules & Restrictions	Available to new Users Currently
Scenario 1	N/A	N/A	N/A	N/A	N/A	N/A	account (Basic, Smartphone-4GB, 150KB/4GB-Data Only, and 1GB Tablet).	Yes pending award
Scenario 2	N/A	N/A	N/A	N/A	N/A	N/A	Data is pooled with non-Legacy data allowance based plans on the account	Yes pending award
Scenario 3	N/A	N/A	N/A	N/A	N/A	N/A	Mobile hotspot included (Verizon will reduce data speeds should 25GB of d	Yes pending award
Scenario 4	N/A	N/A	N/A	N/A	N/A	N/A	Mobile hotspot included (Verizon will reduce data speeds should 25GB of d	Yes pending award
Scenario 5	N/A	N/A	N/A	N/A	N/A	N/A	Data is pooled with non-Legacy data allowance based plans on the account	Yes pending award
Scenario 6	N/A	N/A	N/A	N/A	N/A	N/A	Data is pooled with non-Legacy data allowance based plans on the account	Yes pending award
Scenario 7	N/A	N/A	N/A	N/A	N/A	N/A	Mobile hotspot included (Verizon will reduce data speeds should 25GB of d	Yes pending award
Scenario 8	N/A	N/A	N/A	N/A	N/A	N/A	Data is pooled with non-Legacy data allowance based plans on the account	Yes pending award
Scenario 9	N/A	N/A	N/A	N/A	N/A	N/A	Mobile hotspot included (Verizon will reduce data speeds should 25GB of d	Yes pending award
Scenario 10	N/A	N/A	N/A	N/A	N/A	N/A	Data is pooled with non-Legacy data allowance based plans on the account	Yes pending award
Scenario 11	N/A	N/A	N/A	N/A	N/A	N/A	User must have a qualifying NAICS (621910, 922110,922120, 922130, 9221(	Yes pending award
Scenario 12	N/A	N/A	N/A	N/A	N/A	N/A	Data is pooled with non-Legacy data allowance based plans on the account	Yes pending award
Scenario 13	N/A	N/A	N/A	N/A	N/A	N/A	Data is pooled with non-Legacy data allowance based plans on the account	Yes pending award
Scenario 14	N/A	N/A	N/A	N/A	N/A	N/A	Mobile hotspot included (Verizon will reduce data speeds should 25GB of d	Yes pending award
73736/73575	Unlimited MMS/SMS	N/A	N/A	N/A	N/A	N/A	Refer to Legacy Plans attachment for terms and conditions	yes
80006/80010	Unlimited MMS/SMS	N/A	N/A	N/A	N/A	N/A	Refer to Legacy Plans attachment for terms and conditions	yes
86137/86136	Unlimited MMS/SMS	N/A	N/A	N/A	N/A	N/A	Refer to Legacy Plans attachment for terms and conditions	yes
73713	Unlimited MMS/SMS	N/A	N/A	N/A	N/A	N/A	Refer to Legacy Plans attachment for terms and conditions	Yes
73714	Unlimited MMS/SMS	N/A	N/A	N/A	N/A	N/A	Refer to Legacy Plans attachment for terms and conditions	Yes
73761	Domestic Push to Tall	N/A	N/A	N/A	N/A	N/A	Refer to Legacy Plans attachment for terms and conditions	Yes
73762	Domestic Push to Tall	N/A	N/A	N/A	N/A	N/A	Refer to Legacy Plans attachment for terms and conditions	Yes
74538	Unlimited MMS/SMS	N/A	N/A	N/A	N/A	N/A	Refer to Legacy Plans attachment for terms and conditions	yes
74540	Unlimited MMS/SMS	N/A	N/A	N/A	N/A	N/A	Refer to Legacy Plans attachment for terms and conditions	yes
74542	Unlimited MMS/SMS	N/A	N/A	N/A	N/A	N/A	Refer to Legacy Plans attachment for terms and conditions	yes
83233	Unlimited MMS/SMS	N/A	N/A	N/A	N/A	N/A	Refer to Legacy Plans attachment for terms and conditions	Yes
83234	Domestic Push to Tall	N/A	N/A	N/A	N/A	N/A	Refer to Legacy Plans attachment for terms and conditions	Yes
74539/76363	Unlimited MMS/SMS	N/A	N/A	N/A	N/A	N/A	Refer to Legacy Plans attachment for terms and conditions	yes
74541/76364	Unlimited MMS/SMS	N/A	N/A	N/A	N/A	N/A	Refer to Legacy Plans attachment for terms and conditions	yes
74543/76365	Unlimited MMS/SMS	N/A	N/A	N/A	N/A	N/A	Refer to Legacy Plans attachment for terms and conditions	yes
16810	N/A	N/A	N/A	N/A	N/A	N/A	Refer to Legacy Plans attachment for terms and conditions	yes
96626/96625	N/A	N/A	N/A	N/A	N/A	N/A	Refer to Legacy Plans attachment for terms and conditions	yes
13656	N/A	N/A	N/A	N/A	N/A	N/A	Refer to Legacy Plans attachment for terms and conditions	yes
99719	N/A	N/A	N/A	N/A	N/A	N/A	Refer to Legacy Plans attachment for terms and conditions	yes
96325	• $40.00 per device Smartphone Purchased at Discounted Price • $20.00 per device Smartphone Purchased at Full Retail Price or Customer Provided Equipment • $20.00 per device Basic Phones • $20.00 per device 4G LTE Routers Voice Only/Voice and Data • $10.00 per device 4G LTE Broadband Routers-Data Only • $10.00 per device Jetpacks/Netbooks/USBs/Tablets/4G LTE Internet device Installed • $20.00 per device Wireless Home Phone • $5.00 per device Select Connected Devices • $15.00 BlackBerry Enterprise Server per line	N/A	N/A	N/A	N/A	N/A	Refer to Legacy Plans attachment for terms and conditions	Yes
96327	• $40.00 per device Smartphone Purchased at Discounted Price • $20.00 per device Smartphone Purchased at Full Retail Price or Customer Provided Equipment • $20.00 per device Basic Phones • $20.00 per device 4G LTE Routers Voice Only/Voice and Data • $10.00 per device 4G LTE Broadband Routers-Data Only • $10.00 per device Jetpacks/Netbooks/USBs/Tablets/4G LTE Internet device Installed • $20.00 per device Wireless Home Phone • $5.00 per device Select Connected Devices • $15.00 BlackBerry Enterprise Server per line	N/A	N/A	N/A	N/A	N/A	Refer to Legacy Plans attachment for terms and conditions	Yes
96328	• $40.00 per device Smartphone Purchased at Discounted Price • $20.00 per device Smartphone Purchased at Full Retail Price or Customer Provided Equipment • $20.00 per device Basic Phones • $20.00 per device 4G LTE Routers Voice Only/Voice and Data • $10.00 per device 4G LTE Broadband Routers-Data Only • $10.00 per device Jetpacks/Netbooks/USBs/Tablets/4G LTE Internet device Installed • $20.00 per device Wireless Home Phone • $5.00 per device Select Connected Devices • $15.00 BlackBerry Enterprise Server per line	N/A	N/A	N/A	N/A	N/A	Refer to Legacy Plans attachment for terms and conditions	No

96329	THE NEW VERIZON PLAN XL 16GB $90	$90.00	23%	$69.30	N/A	N/A	unlimited	unlimited	unlimited	N/A	N/A	N/A	N/A	GB	16GB	N/A	Yes	GB	$15.00 per 1	2G/4G	unlimited	unlimited	N/A	N/A	N/A	Yes	• Smartphones • Basic Phones • Routers • Jetpacks • Notebooks • Notebooks • USBs • Tablets • 4G LTE Internet devices • Wireless Home Phone • Select Connected Devices	Smartphone Purchased at Discounted Price • $20.00 per device Smartphone Purchased at Full Retail Price or Customer Provided Equipment • $20.00 per device Basic Phones • $20.00 per device 4G LTE Routers Voice Only/Voice and Data • $10.00 per device 4G LTE Broadband Routers-Data Only • $10.00 per device Jetpacks/Netbooks/ USBs/Tablets/4G LTE Internet device installed • $20.00 per device Wireless Home Phone • $5.00 per device Select Connected Devices • $15.00 BlackBerry Enterprise Server per line	N/A	N/A	N/A	N/A	N/A	Refer to Legacy Plans attachment for terms and conditions	No
96331	THE NEW VERIZON PLAN XXL 24GB $110	$110.00	23%	$84.70	N/A	N/A	unlimited	unlimited	unlimited	N/A	N/A	N/A	N/A	GB	24GB	N/A	Yes	GB	$15.00 per 1	2G/4G	unlimited	unlimited	N/A	N/A	N/A	Yes	• Smartphones • Basic Phones • Routers • Jetpacks • Notebooks • Notebooks • USBs • Tablets • 4G LTE Internet devices • Wireless Home Phone • Select Connected Devices	Smartphone Purchased at Discounted Price • $20.00 per device Smartphone Purchased at Full Retail Price or Customer Provided Equipment • $20.00 per device Basic Phones • $20.00 per device 4G LTE Routers Voice Only/Voice and Data • $10.00 per device 4G LTE Broadband Routers-Data Only • $10.00 per device Jetpacks/Netbooks/ USBs/Tablets/4G LTE Internet device installed • $20.00 per device Wireless Home Phone • $5.00 per device Select Connected Devices • $15.00 BlackBerry Enterprise Server per line	N/A	N/A	N/A	N/A	N/A	Refer to Legacy Plans attachment for terms and conditions	No
96333	THE NEW VERIZON PLAN 30GB $135	$135.00	23%	$103.95	N/A	N/A	unlimited	unlimited	unlimited	N/A	N/A	N/A	N/A	GB	30GB	N/A	Yes	GB	$15.00 per 1	2G/4G	unlimited	unlimited	N/A	N/A	N/A	Yes	• Smartphones • Basic Phones • Routers • Jetpacks • Notebooks • Notebooks • USBs • Tablets • 4G LTE Internet devices • Wireless Home Phone • Select Connected Devices	Smartphone Purchased at Discounted Price • $20.00 per device Smartphone Purchased at Full Retail Price or Customer Provided Equipment • $20.00 per device Basic Phones • $20.00 per device 4G LTE Routers Voice Only/Voice and Data • $10.00 per device 4G LTE Broadband Routers-Data Only • $10.00 per device Jetpacks/Netbooks/ USBs/Tablets/4G LTE Internet device installed • $20.00 per device Wireless Home Phone • $5.00 per device Select Connected Devices • $15.00 BlackBerry Enterprise Server per line	N/A	N/A	N/A	N/A	N/A	Refer to Legacy Plans attachment for terms and conditions	No
96334	THE NEW VERIZON PLAN 40GB $180	$180.00	23%	$138.60	N/A	N/A	unlimited	unlimited	unlimited	N/A	N/A	N/A	N/A	GB	40GB	N/A	Yes	GB	$15.00 per 1	2G/4G	unlimited	unlimited	N/A	N/A	N/A	Yes	• Smartphones • Basic Phones • Routers • Jetpacks • Notebooks • Notebooks • USBs • Tablets • 4G LTE Internet devices • Wireless Home Phone • Select Connected Devices	Smartphone Purchased at Discounted Price • $20.00 per device Smartphone Purchased at Full Retail Price or Customer Provided Equipment • $20.00 per device Basic Phones • $20.00 per device 4G LTE Routers Voice Only/Voice and Data • $10.00 per device 4G LTE Broadband Routers-Data Only • $10.00 per device Jetpacks/Netbooks/ USBs/Tablets/4G LTE Internet device installed • $20.00 per device Wireless Home Phone • $5.00 per device Select Connected Devices • $15.00 BlackBerry Enterprise Server per line	N/A	N/A	N/A	N/A	N/A	Refer to Legacy Plans attachment for terms and conditions	Yes
96335	THE NEW VERIZON PLAN 50GB $225	$225.00	23%	$173.25	N/A	N/A	unlimited	unlimited	unlimited	N/A	N/A	N/A	N/A	GB	50GB	N/A	Yes	GB	$15.00 per 1	2G/4G	unlimited	unlimited	N/A	N/A	N/A	Yes	• Smartphones • Basic Phones • Routers • Jetpacks • Notebooks • Notebooks • USBs • Tablets • 4G LTE Internet devices • Wireless Home Phone • Select Connected Devices	Smartphone Purchased at Discounted Price • $20.00 per device Smartphone Purchased at Full Retail Price or Customer Provided Equipment • $20.00 per device Basic Phones • $20.00 per device 4G LTE Routers Voice Only/Voice and Data • $10.00 per device 4G LTE Broadband Routers-Data Only • $10.00 per device Jetpacks/Netbooks/ USBs/Tablets/4G LTE Internet device installed • $20.00 per device Wireless Home Phone • $5.00 per device Select Connected Devices • $15.00 BlackBerry Enterprise Server per line	N/A	N/A	N/A	N/A	N/A	Refer to Legacy Plans attachment for terms and conditions	Yes

96337	THE NEW VERIZON PLAN 60GB $270	$270.00	23%	$207.90	N/A	N/A	unlimited	unlimited	unlimited	N/A	N/A	N/A	N/A	GB	60GB	N/A	Yes	GB	$15.00 per 1 G	5G/4G	unlimited	unlimited	N/A	N/A	N/A	Yes	• Smartphones • Basic Phones • Routers • Jetpacks • Notebooks • Notebooks • USBs • Tablets • 4G LTE Internet devices • Wireless Home Phone • Select Connected Devices	Smartphone Purchased at Discounted Price • $20.00 per device Smartphone Purchased at Full Retail Price or Customer Provided Equipment • $20.00 per device Basic Phones • $20.00 per device 4G LTE Routers Voice Only/Voice and Data • $10.00 per device 4G LTE Broadband Routers-Data Only • $10.00 per device Jetpacks/Netbooks/ USBs/Tablets/4G LTE Internet device installed • $20.00 per device Wireless Home Phone • $5.00 per device Select Connected Devices • $15.00 BlackBerry Enterprise Server per line	N/A	N/A	N/A	N/A	N/A	Refer to Legacy Plans attachment for terms and conditions	No
96339	THE NEW VERIZON PLAN 80GB $360	$360.00	23%	$277.20	N/A	N/A	unlimited	unlimited	unlimited	N/A	N/A	N/A	N/A	GB	80GB	N/A	Yes	GB	$15.00 per 1 G	5G/4G	unlimited	unlimited	N/A	N/A	N/A	Yes	• Smartphones • Basic Phones • Routers • Jetpacks • Notebooks • Notebooks • USBs • Tablets • 4G LTE Internet devices • Wireless Home Phone • Select Connected Devices	Smartphone Purchased at Discounted Price • $20.00 per device Smartphone Purchased at Full Retail Price or Customer Provided Equipment • $20.00 per device Basic Phones • $20.00 per device 4G LTE Routers Voice Only/Voice and Data • $10.00 per device 4G LTE Broadband Routers-Data Only • $10.00 per device Jetpacks/Netbooks/ USBs/Tablets/4G LTE Internet device installed • $20.00 per device Wireless Home Phone • $5.00 per device Select Connected Devices • $15.00 BlackBerry Enterprise Server per line	N/A	N/A	N/A	N/A	N/A	Refer to Legacy Plans attachment for terms and conditions	No
96340	THE NEW VERIZON PLAN 100GB $450	$450.00	23%	$346.50	N/A	N/A	unlimited	unlimited	unlimited	N/A	N/A	N/A	N/A	GB	100GB	N/A	Yes	GB	$15.00 per 1 G	5G/4G	unlimited	unlimited	N/A	N/A	N/A	Yes	• Smartphones • Basic Phones • Routers • Jetpacks • Notebooks • Notebooks • USBs • Tablets • 4G LTE Internet devices • Wireless Home Phone • Select Connected Devices	Smartphone Purchased at Discounted Price • $20.00 per device Smartphone Purchased at Full Retail Price or Customer Provided Equipment • $20.00 per device Basic Phones • $20.00 per device 4G LTE Routers Voice Only/Voice and Data • $10.00 per device 4G LTE Broadband Routers-Data Only • $10.00 per device Jetpacks/Netbooks/ USBs/Tablets/4G LTE Internet device installed • $20.00 per device Wireless Home Phone • $5.00 per device Select Connected Devices • $15.00 BlackBerry Enterprise Server per line	N/A	N/A	N/A	N/A	N/A	Refer to Legacy Plans attachment for terms and conditions	No
96345	THE NEW VERIZON PLAN BUS 25GB $175	$175.00	23%	$134.75	N/A	N/A	unlimited	unlimited	unlimited	N/A	N/A	N/A	N/A	GB	25GB	N/A	Yes	GB	$15.00 per 1 G	5G/4G	unlimited	unlimited	N/A	N/A	N/A	Yes	• Smartphones • Basic Phones • Routers • Jetpacks • Notebooks • Notebooks • USBs • Tablets • 4G LTE Internet devices • Wireless Home Phone • Select Connected Devices	Smartphone Purchased at Discounted Price • $15.00 per device Smartphone Purchased at Full Retail Price or Customer Provided Equipment • $15.00 per device Basic Phones • $15.00 per device 4G LTE Routers Voice Only/Voice and Data • $10.00 per device 4G LTE Broadband Routers-Data Only • $10.00 per device Jetpacks/Netbooks/ USBs/Tablets/4G LTE Internet device installed • $15.00 per device Wireless Home Phone • $5.00 per device Select Connected Devices • $10.00 BlackBerry Enterprise Server per line	N/A	N/A	N/A	N/A	N/A	Refer to Legacy Plans attachment for terms and conditions	Yes
96366	THE NEW VERIZON PLAN BUS 35GB $245	$245.00	23%	$188.65	N/A	N/A	unlimited	unlimited	unlimited	N/A	N/A	N/A	N/A	GB	35GB	N/A	Yes	GB	$15.00 per 1 G	5G/4G	unlimited	unlimited	N/A	N/A	N/A	Yes	• Smartphones • Basic Phones • Routers • Jetpacks • Notebooks • Notebooks • USBs • Tablets • 4G LTE Internet devices • Wireless Home Phone • Select Connected Devices	Smartphone Purchased at Discounted Price • $10.00 per device Smartphone Purchased at Full Retail Price or Customer Provided Equipment • $10.00 per device Basic Phones • $10.00 per device 4G LTE Routers Voice Only/Voice and Data • $10.00 per device 4G LTE Broadband Routers-Data Only • $10.00 per device Jetpacks/Netbooks/ USBs/Tablets/4G LTE Internet device installed • $15.00 per device Wireless Home Phone • $5.00 per device Select Connected Devices • $15.00 BlackBerry Enterprise Server per line	N/A	N/A	N/A	N/A	N/A	Refer to Legacy Plans attachment for terms and conditions	Yes

96368	THE NEW VERIZON PLAN BUS 50GB $350	$350.00	23%	$269.50	N/A	N/A	unlimited	unlimited	unlimited	N/A	N/A	N/A	N/A	GB	50GB	N/A	Yes	GB	$15.00 per 1	GB	4G	unlimited	unlimited	N/A	N/A	N/A	Yes	• Smartphones • Basic Phones • Routers • Jetpacks • Netbooks • Notebooks • USBs • Tablets • 4G LTE Internet devices • Wireless Home Phone • Select Connected Devices	Smartphone Purchased at Discounted Price • $35.00 per device Smartphone Purchased at Full Retail Price or Customer Provided Equipment • $55.00 per device Basic Phones • $35.00 per device 4G LTE Routers Voice Only/Voice and Data • $60.00 per device 4G LTE Broadband Routers-Data Only • $30.00 per device Jetpacks/Netbooks/USBs/Tablets/4G LTE Internet device installed • $35.00 per device Wireless Home Phone • $5.00 per device Select Connected Devices • $35.00 BlackBerry Enterprise Server per line	N/A	N/A	N/A	N/A	N/A	Refer to Legacy Plans attachment for terms and conditions	Yes
96369	THE NEW VERIZON PLAN BUS 85GB $500	$500.00	23%	$385.00	N/A	N/A	unlimited	unlimited	unlimited	N/A	N/A	N/A	N/A	GB	85GB	N/A	Yes	GB	$15.00 per 1	GB	4G	unlimited	unlimited	N/A	N/A	N/A	Yes	• Smartphones • Basic Phones • Routers • Jetpacks • Netbooks • Notebooks • USBs • Tablets • 4G LTE Internet devices • Wireless Home Phone • Select Connected Devices	Smartphone Purchased at Discounted Price • $35.00 per device Smartphone Purchased at Full Retail Price or Customer Provided Equipment • $55.00 per device Basic Phones • $35.00 per device 4G LTE Routers Voice Only/Voice and Data • $60.00 per device 4G LTE Broadband Routers-Data Only • $30.00 per device Jetpacks/Netbooks/USBs/Tablets/4G LTE Internet device installed • $35.00 per device Wireless Home Phone • $5.00 per device Select Connected Devices • $35.00 BlackBerry Enterprise Server per line	N/A	N/A	N/A	N/A	N/A	Refer to Legacy Plans attachment for terms and conditions	Yes
96370	THE NEW VERIZON PLAN BUS 150GB $750	$750.00	23%	$577.50	N/A	N/A	unlimited	unlimited	unlimited	N/A	N/A	N/A	N/A	GB	150GB	N/A	Yes	GB	$15.00 per 1	GB	4G	unlimited	unlimited	N/A	N/A	N/A	Yes	• Smartphones • Basic Phones • Routers • Jetpacks • Netbooks • Notebooks • USBs • Tablets • 4G LTE Internet devices • Wireless Home Phone • Select Connected Devices	Smartphone Purchased at Discounted Price • $35.00 per device Smartphone Purchased at Full Retail Price or Customer Provided Equipment • $55.00 per device Basic Phones • $35.00 per device 4G LTE Routers Voice Only/Voice and Data • $60.00 per device 4G LTE Broadband Routers-Data Only • $30.00 per device Jetpacks/Netbooks/USBs/Tablets/4G LTE Internet device installed • $35.00 per device Wireless Home Phone • $5.00 per device Select Connected Devices • $35.00 BlackBerry Enterprise Server per line	N/A	N/A	N/A	N/A	N/A	Refer to Legacy Plans attachment for terms and conditions	Yes
96371	THE NEW VERIZON PLAN BUS 200GB $1000	$1,000.00	23%	$770.00	N/A	N/A	unlimited	unlimited	unlimited	N/A	N/A	N/A	N/A	GB	200GB	N/A	Yes	GB	$15.00 per 1	GB	4G	unlimited	unlimited	N/A	N/A	N/A	Yes	• Smartphones • Basic Phones • Routers • Jetpacks • Netbooks • Notebooks • USBs • Tablets • 4G LTE Internet devices • Wireless Home Phone • Select Connected Devices	Smartphone Purchased at Discounted Price • $35.00 per device Smartphone Purchased at Full Retail Price or Customer Provided Equipment • $55.00 per device Basic Phones • $35.00 per device 4G LTE Routers Voice Only/Voice and Data • $60.00 per device 4G LTE Broadband Routers-Data Only • $30.00 per device Jetpacks/Netbooks/USBs/Tablets/4G LTE Internet device installed • $35.00 per device Wireless Home Phone • $5.00 per device Select Connected Devices • $35.00 BlackBerry Enterprise Server per line	N/A	N/A	N/A	N/A	N/A	Refer to Legacy Plans attachment for terms and conditions	Yes
73869	NATIONWIDE FLAT RATE CALLING PLAN	$11.99	0%	$11.99	N/A	N/A	0	0	0	$ 0.20	$ 0.25	$ 0.25	No	MB	0	N/A	No	MB	$1.99/MB or g	2G/4G	N/A	N/A	N/A	N/A	N/A	N/A	Yes	Basic/Smartphone	N/A	N/A	N/A	N/A	N/A	N/A	N/A	Refer to Legacy Plans attachment for terms and conditions	yes
Market Specific	WOLFT LOCAL FLAT RATE CALLING PLAN	$8.99	0%	$8.99	N/A	N/A	0	0	0	$ 0.10	$ 0.10	$ 0.10	No	MB	0	N/A	No	MB	$1.99/MB or g	2G/4G	N/A	N/A	N/A	N/A	N/A	N/A	Yes	Basic/Smartphone	$1.00-1000 Domestic	N/A	N/A	N/A	N/A	N/A	N/A	Refer to Legacy Plans attachment for terms and conditions	yes
96145	THE NEW VERIZON SINGLE BASIC PHONE PLAN: UNLIMITED TALK AND	$30.00	0%	$30.00	N/A	N/A	unlimited	unlimited	unlimited	N/A	N/A	N/A	No	MB	500MB	N/A	No	MB	$5.00 per 500M	2G/3G	unlimited	unlimited	N/A	N/A	N/A	Yes	Basic Phone	N/A	N/A	N/A	N/A	N/A	N/A	N/A	Refer to Legacy Plans attachment for terms and conditions	Yes
98817	THE NEW VERIZON SINGLE BASIC PHONE PLAN: UNLIMITED TALK AND	$50.00	23%	$38.50	N/A	N/A	unlimited	unlimited	unlimited	N/A	N/A	N/A	No	GB	4GB	N/A	No	MB	$0.00 per 500M	2G/3G	unlimited	unlimited	N/A	N/A	N/A	Yes	Basic Phone	N/A	N/A	N/A	N/A	N/A	N/A	N/A	Refer to Legacy Plans attachment for terms and conditions	yes
94244/92867	PUSH TO TALK PLUS ONLY 3G ENTERPRISE $19.99	$19.99	0%	$19.99	N/A	N/A	0	0	0	N/A	N/A	N/A	N/A	MB	0	N/A	No	MB	$1.99/MB or g	2G/4G	N/A	N/A	N/A	N/A	N/A	N/A	Yes	Basic/Smartphone	N/A	N/A	N/A	N/A	N/A	N/A	N/A	Refer to Legacy Plans attachment for terms and conditions	yes
88989/92864	NATIONWIDE ADD-A-LINE VOICE PLAN WITH PUSH TO TALK PLUS	$18.99	0%	$18.99	N/A	N/A	0	unlimited	unlimited	$ 0.25	N/A	N/A	Yes	MB	0	N/A	No	MB	$1.99/MB or g	2G/4G	500 SMS/MM	100 SMS/MM	No	N/A	$0.30 sms/mm	$0.25 sms/m	Yes	Basic/Smartphone	N/A	N/A	N/A	N/A	N/A	N/A	N/A	Refer to Legacy Plans attachment for terms and conditions	yes
74510	WOLFT NATIONWIDE 400 ANY EMAIL & DATA + MSG	$61.53	23%	$47.38	N/A	N/A	400	unlimited	unlimited	$ 0.25	N/A	N/A	No	N/A	unlimited	25GB	N/A	N/A	N/A	3G/4G	unlimited	unlimited	No	N/A	N/A	N/A	Yes	Smartphone	$2.00 Domestic Push	N/A	N/A	N/A	N/A	N/A	N/A	Refer to Legacy Plans attachment for terms and conditions	yes
74512	WOLFT NATIONWIDE 600 ANY EMAIL & DATA + MSG	$78.19	23%	$60.21	N/A	N/A	600	unlimited	unlimited	$ 0.25	N/A	N/A	No	N/A	unlimited	25GB	N/A	N/A	N/A	3G/4G	unlimited	unlimited	No	N/A	N/A	N/A	Yes	Smartphone	$2.00 Domestic Push	N/A	N/A	N/A	N/A	N/A	N/A	Refer to Legacy Plans attachment for terms and conditions	yes
74514	WOLFT NATIONWIDE 1000 ANY EMAIL & DATA+ MSG	$93.58	23%	$72.06	N/A	N/A	1000	unlimited	unlimited	$ 0.25	N/A	N/A	No	N/A	unlimited	25GB	N/A	N/A	N/A	3G/4G	unlimited	unlimited	No	N/A	N/A	N/A	Yes	Smartphone	$2.00 Domestic Push	N/A	N/A	N/A	N/A	N/A	N/A	Refer to Legacy Plans attachment for terms and conditions	yes
86140	WOLFT 3G/4G NATIONWIDE EMAIL FOR GOVERNMENT NATIONWIDE A	$35.99	0%	$35.99	N/A	N/A	0	unlimited	unlimited	$ 0.25	N/A	N/A	Yes	N/A	unlimited	25GB	N/A	N/A	N/A	3G/4G	unlimited	unlimited	No	N/A	N/A	N/A	Yes	Smartphone	N/A	N/A	N/A	N/A	N/A	N/A	N/A	Refer to Legacy Plans attachment for terms and conditions	yes
74511/76369	WOLFT NATIONWIDE 400 SHARE EMAIL & DATA+ MSG	$64.00	23%	$49.35	N/A	N/A	400	unlimited	unlimited	$ 0.25	N/A	N/A	Yes	N/A	unlimited	25GB	N/A	N/A	N/A	3G/4G	unlimited	unlimited	No	N/A	N/A	N/A	Yes	Smartphone	$2.00 Domestic Push	N/A	N/A	N/A	N/A	N/A	N/A	Refer to Legacy Plans attachment for terms and conditions	yes
74513/76370	WOLFT NATIONWIDE 600 SHARE EMAIL & DATA + MSG	$80.76	23%	$62.28	N/A	N/A	600	unlimited	unlimited	$ 0.25	N/A	N/A	Yes	N/A	unlimited	25GB	N/A	N/A	N/A	3G/4G	unlimited	unlimited	No	N/A	N/A	N/A	Yes	Smartphone	$2.00 Domestic Push	N/A	N/A	N/A	N/A	N/A	N/A	Refer to Legacy Plans attachment for terms and conditions	yes
74515/76371	WOLFT NATIONWIDE 1000 SHARE ANY EMAIL & DATA +MSG	$96.16	23%	$74.04	N/A	N/A	1000	unlimited	unlimited	$ 0.25	N/A	N/A	Yes	N/A	unlimited	25GB	N/A	N/A	N/A	3G/4G	unlimited	unlimited	No	N/A	N/A	N/A	Yes	Smartphone	$2.00 Domestic Push	N/A	N/A	N/A	N/A	N/A	N/A	Refer to Legacy Plans attachment for terms and conditions	yes
86139	WOLFT SMARTPHONE CALLING PLANS FOR GOVERNMENT SUBSCRIBER	$35.99	0%	$35.99	N/A	N/A	0	0	unlimited	$ 0.12	$ 0.12	N/A	No	N/A	unlimited	25GB	N/A	N/A	N/A	3G/4G	unlimited	unlimited	No	N/A	N/A	N/A	Yes	Smartphone	N/A	N/A	N/A	N/A	N/A	N/A	N/A	Refer to Legacy Plans attachment for terms and conditions	yes
92731	FLEXIBLE BUSINESS BASIC PHONE UNLIMITED TALK & TEXT 100MB SH	$35.00	23%	$26.95	N/A	N/A	unlimited	unlimited	unlimited	N/A	N/A	N/A	N/A	MB	100MB	N/A	Yes	GB	$10.00 per GB	3G/4G	unlimited	unlimited	No	N/A	N/A	N/A	Yes	Basic	Domestic Push to Tal	N/A	N/A	N/A	N/A	N/A	N/A	Refer to Legacy Plans attachment for terms and conditions	yes
92732	FLEXIBLE BUSINESS SMARTPHONE UNLIMITED TALK & TEXT 2GB SHAR	$65.00	23%	$50.05	N/A	N/A	unlimited	unlimited	unlimited	N/A	N/A	N/A	N/A	GB	2GB	N/A	Yes	GB	$10.00 per GB	3G/4G	unlimited	unlimited	No	N/A	N/A	N/A	Yes	Smartphone	Domestic Push to Tal	N/A	N/A	N/A	N/A	N/A	N/A	Refer to Legacy Plans attachment for terms and conditions	yes
92736	FLEXIBLE BUSINESS SMARTPHONE UNLIMITED TALK & TEXT 4GB SHAR	$75.00	23%	$57.75	N/A	N/A	unlimited	unlimited	unlimited	N/A	N/A	N/A	N/A	GB	4GB	N/A	Yes	GB	$10.00 per GB	3G/4G	unlimited	unlimited	No	N/A	N/A	N/A	Yes	Smartphone	Domestic Push to Tal	N/A	N/A	N/A	N/A	N/A	N/A	Refer to Legacy Plans attachment for terms and conditions	yes
92737	FLEXIBLE BUSINESS SMARTPHONE UNLIMITED TALK & TEXT 8GB SHAR	$85.00	23%	$65.45	N/A	N/A	unlimited	unlimited	unlimited	N/A	N/A	N/A	N/A	GB	8GB	N/A	Yes	GB	$10.00 per GB	3G/4G	unlimited	unlimited	No	N/A	N/A	N/A	Yes	Smartphone	Domestic Push to Tal	N/A	N/A	N/A	N/A	N/A	N/A	Refer to Legacy Plans attachment for terms and conditions	yes
92738	FLEXIBLE BUSINESS SMARTPHONE UNLIMITED TALK & TEXT 6GB SHAR	$95.00	23%	$73.15	N/A	N/A	unlimited	unlimited	unlimited	N/A	N/A	N/A	N/A	GB	6GB	N/A	Yes	GB	$10.00 per GB	3G/4G	unlimited	unlimited	No	N/A	N/A	N/A	Yes	Smartphone	Domestic Push to Tal	N/A	N/A	N/A	N/A	N/A	N/A	Refer to Legacy Plans attachment for terms and conditions	yes
92740	FLEXIBLE BUSINESS SMARTPHONE UNLIMITED TALK & TEXT 10GB SHA	$105.00	23%	$80.85	N/A	N/A	unlimited	unlimited	unlimited	N/A	N/A	N/A	N/A	GB	10GB	N/A	Yes	GB	$10.00 per GB	3G/4G	unlimited	unlimited	No	N/A	N/A	N/A	Yes	Smartphone	Domestic Push to Tal	N/A	N/A	N/A	N/A	N/A	N/A	Refer to Legacy Plans attachment for terms and conditions	yes
16807	CUSTOM 4G UNLIMITED SMARTPHONE PLAN WITH MOBILE BROADBA	$19.99	0%	$19.99	N/A	N/A	unlimited	unlimited	unlimited	N/A	N/A	N/A	No	N/A	unlimited	25GB	N/A	N/A	N/A	3G/4G	unlimited	unlimited	No	N/A	N/A	N/A	Yes	Smartphone	$1.00 Domestic Push	N/A	N/A	N/A	N/A	N/A	N/A	Refer to Legacy Plans attachment for terms and conditions	yes
86504	DATA PLAN 4GB $30	$30.00	0%	$30.00	N/A	N/A	N/A	N/A	N/A	N/A	N/A	N/A	N/A	GB	4GB	N/A	Yes	GB	$15.00 per 1	GB	4G	0	0	0	$0.20	$0.25	Yes	• Jetpacks • USBs • Notbooks/Notebook s, LTE Internet • 4G LTE Routers with data only • Verizon 4G LTE Broadband Routers with data only • Tablets • Connected Devices	• $30.00 per device Jetpacks • $30.00 per device USBs • $30.00 per device 4G LTE Routers with data only • $30.00 per device Verizon 4G LTE Broadband Routers with data only • $30.00 per device Tablets • $5.00 Connected Devices • $60.00 for 1000 message package	N/A	N/A	N/A	N/A	N/A	Refer to Legacy Plans attachment for terms and conditions	Yes

86505	DATA PLAN 6GB $40	$40.00	23%	$30.80	N/A	N/A	N/A	N/A	N/A	N/A	N/A	N/A	N/A	N/A	GB	6GB	N/A	Yes	GB	$15.00 per 1	GB	4G	0	0	0	$0.20	$0.25	Yes	• Jetpacks • USBs • Netbooks/Notebook s, LTE Internet • 4G LTE Routers with data only • Verizon 4G LTE Broadband Routers with data only • Tablets • Connected Devices	• $20.00 per device Jetpacks • $20.00 per device USBs • $20.00 per device 4G LTE Routers with data only • $20.00 per device Verizon 4G LTE Broadband Routers with data only • $10.00 per device Tablets • $5.00 Connected Devices • $10.00 for 1000 message package	N/A	N/A	N/A	N/A	N/A	Refer to Legacy Plans attachment for terms and conditions	Yes
86506	DATA PLAN 8GB $50	$50.00	23%	$38.50	N/A	N/A	N/A	N/A	N/A	N/A	N/A	N/A	N/A	N/A	GB	8GB	N/A	Yes	GB	$15.00 per 1	GB	4G	0	0	0	$0.20	$0.25	Yes	• Jetpacks • USBs • Netbooks/Notebook s, LTE Internet • 4G LTE Routers with data only • Verizon 4G LTE Broadband Routers with data only • Tablets • Connected Devices	• $20.00 per device Jetpacks • $20.00 per device USBs • $20.00 per device 4G LTE Routers with data only • $20.00 per device Verizon 4G LTE Broadband Routers with data only • $10.00 per device Tablets • $5.00 Connected Devices • $10.00 for 1000 message package	N/A	N/A	N/A	N/A	N/A	Refer to Legacy Plans attachment for terms and conditions	Yes
86507	DATA PLAN 10GB $60	$60.00	23%	$46.20	N/A	N/A	N/A	N/A	N/A	N/A	N/A	N/A	N/A	N/A	GB	10GB	N/A	Yes	GB	$15.00 per 1	GB	4G	0	0	0	$0.20	$0.25	Yes	• Jetpacks • USBs • Netbooks/Notebook s, LTE Internet • 4G LTE Routers with data only • Verizon 4G LTE Broadband Routers with data only • Tablets • Connected Devices	• $20.00 per device Jetpacks • $20.00 per device USBs • $20.00 per device 4G LTE Routers with data only • $20.00 per device Verizon 4G LTE Broadband Routers with data only • $10.00 per device Tablets • $5.00 Connected Devices • $10.00 for 1000 message package	N/A	N/A	N/A	N/A	N/A	Refer to Legacy Plans attachment for terms and conditions	Yes
86508	DATA PLAN 12GB $70	$70.00	23%	$53.90	N/A	N/A	N/A	N/A	N/A	N/A	N/A	N/A	N/A	N/A	GB	12GB	N/A	Yes	GB	$15.00 per 1	GB	4G	0	0	0	$0.20	$0.25	Yes	• Jetpacks • USBs • Netbooks/Notebook s, LTE Internet • 4G LTE Routers with data only • Verizon 4G LTE Broadband Routers with data only • Tablets • Connected Devices	• $20.00 per device Jetpacks • $20.00 per device USBs • $20.00 per device 4G LTE Routers with data only • $20.00 per device Verizon 4G LTE Broadband Routers with data only • $10.00 per device Tablets • $5.00 Connected Devices • $10.00 for 1000 message package	N/A	N/A	N/A	N/A	N/A	Refer to Legacy Plans attachment for terms and conditions	Yes
86509	DATA PLAN 14GB $80	$80.00	23%	$61.60	N/A	N/A	N/A	N/A	N/A	N/A	N/A	N/A	N/A	N/A	GB	14GB	N/A	Yes	GB	$15.00 per 1	GB	4G	0	0	0	$0.20	$0.25	Yes	• Jetpacks • USBs • Netbooks/Notebook s, LTE Internet • 4G LTE Routers with data only • Verizon 4G LTE Broadband Routers with data only • Tablets • Connected Devices	• $20.00 per device Jetpacks • $20.00 per device USBs • $20.00 per device 4G LTE Routers with data only • $20.00 per device Verizon 4G LTE Broadband Routers with data only • $10.00 per device Tablets • $5.00 Connected Devices • $10.00 for 1000 message package	N/A	N/A	N/A	N/A	N/A	Refer to Legacy Plans attachment for terms and conditions	Yes
86510	DATA PLAN 16GB $90	$90.00	23%	$69.30	N/A	N/A	N/A	N/A	N/A	N/A	N/A	N/A	N/A	N/A	GB	16GB	N/A	Yes	GB	$15.00 per 1	GB	4G	0	0	0	$0.20	$0.25	Yes	• Jetpacks • USBs • Netbooks/Notebook s, LTE Internet • 4G LTE Routers with data only • Verizon 4G LTE Broadband Routers with data only • Tablets • Connected Devices	• $20.00 per device Jetpacks • $20.00 per device USBs • $20.00 per device 4G LTE Routers with data only • $20.00 per device Verizon 4G LTE Broadband Routers with data only • $10.00 per device Tablets • $5.00 Connected Devices • $10.00 for 1000 message package	N/A	N/A	N/A	N/A	N/A	Refer to Legacy Plans attachment for terms and conditions	Yes
86511	DATA PLAN 18GB $100	$100.00	23%	$77.00	N/A	N/A	N/A	N/A	N/A	N/A	N/A	N/A	N/A	N/A	GB	18GB	N/A	Yes	GB	$15.00 per 1	GB	4G	0	0	0	$0.20	$0.25	Yes	• Jetpacks • USBs • Netbooks/Notebook s, LTE Internet • 4G LTE Routers with data only • Verizon 4G LTE Broadband Routers with data only • Tablets • Connected Devices	• $20.00 per device Jetpacks • $20.00 per device USBs • $20.00 per device 4G LTE Routers with data only • $20.00 per device Verizon 4G LTE Broadband Routers with data only • $10.00 per device Tablets • $5.00 Connected Devices • $10.00 for 1000 message package	N/A	N/A	N/A	N/A	N/A	Refer to Legacy Plans attachment for terms and conditions	Yes
86512	DATA PLAN 20GB $110	$110.00	23%	$84.70	N/A	N/A	N/A	N/A	N/A	N/A	N/A	N/A	N/A	N/A	GB	20GB	N/A	Yes	GB	$15.00 per 1	GB	4G	0	0	0	$0.20	$0.25	Yes	• Jetpacks • USBs • Netbooks/Notebook s, LTE Internet • 4G LTE Routers with data only • Verizon 4G LTE Broadband Routers with data only • Tablets • Connected Devices	• $20.00 per device Jetpacks • $20.00 per device USBs • $20.00 per device 4G LTE Routers with data only • $20.00 per device Verizon 4G LTE Broadband Routers with data only • $10.00 per device Tablets • $5.00 Connected Devices • $10.00 for 1000 message package	N/A	N/A	N/A	N/A	N/A	Refer to Legacy Plans attachment for terms and conditions	Yes
86513	DATA PLAN 30GB $185	$185.00	23%	$142.45	N/A	N/A	N/A	N/A	N/A	N/A	N/A	N/A	N/A	N/A	GB	30GB	N/A	Yes	GB	$15.00 per 1	GB	4G	0	0	0	$0.20	$0.25	Yes	• Jetpacks • USBs • Netbooks/Notebook s, LTE Internet • 4G LTE Routers with data only • Verizon 4G LTE Broadband Routers with data only • Tablets • Connected Devices	• $20.00 per device Jetpacks • $20.00 per device USBs • $20.00 per device 4G LTE Routers with data only • $20.00 per device Verizon 4G LTE Broadband Routers with data only • $10.00 per device Tablets • $5.00 Connected Devices • $10.00 for 1000 message package	N/A	N/A	N/A	N/A	N/A	Refer to Legacy Plans attachment for terms and conditions	Yes

87271	DATA PLAN 40GB $260	$260.00	23%	$200.20	N/A	N/A	N/A	N/A	N/A	N/A	N/A	N/A	N/A	N/A	GB	40GB	N/A	Yes	GB	$15.00 per 1	2G/4G	0	0	0	$0.20	$0.25	Yes	• Jetpacks • USBs • Netbooks/Notebooks, LTE Internet • 4G LTE Routers with data only • Verizon 4G LTE Broadband Routers with data only • Tablets • Connected Devices	• $30.00 per device Jetpacks • $30.00 per device USBs • $20.00 per device 4G LTE Routers with data only • $30.00 per device Verizon 4G LTE Broadband Routers with data only • $10.00 per device Tablets • $5.00 Connected Devices • $10.00 for 1000 message package	N/A	N/A	N/A	N/A	N/A	Refer to Legacy Plans attachment for terms and conditions	Yes
87272	DATA PLAN 50GB $335	$335.00	23%	$257.95	N/A	N/A	N/A	N/A	N/A	N/A	N/A	N/A	N/A	N/A	GB	50GB	N/A	Yes	GB	$15.00 per 1	2G/4G	0	0	0	$0.20	$0.25	Yes	• Jetpacks • USBs • Netbooks/Notebooks, LTE Internet • 4G LTE Routers with data only • Verizon 4G LTE Broadband Routers with data only • Tablets • Connected Devices	• $30.00 per device Jetpacks • $30.00 per device USBs • $20.00 per device 4G LTE Routers with data only • $30.00 per device Verizon 4G LTE Broadband Routers with data only • $10.00 per device Tablets • $5.00 Connected Devices • $10.00 for 1000 message package	N/A	N/A	N/A	N/A	N/A	Refer to Legacy Plans attachment for terms and conditions	Yes
90525	DATA PLAN 2GB $20	$20.00	0%	$20.00	N/A	N/A	N/A	N/A	N/A	N/A	N/A	N/A	N/A	N/A	GB	2GB	N/A	Yes	GB	$15.00 per 1	2G/4G	0	0	0	$0.20	$0.25	Yes	Tablets/Connected De	• $10.00 per device Tablets • $5.00 Connected Devices • $10.00 for 1000 message package	N/A	N/A	N/A	N/A	N/A	Refer to Legacy Plans attachment for terms and conditions	Yes
90910	DATA PLAN 60GB $410	$410.00	23%	$315.70	N/A	N/A	N/A	N/A	N/A	N/A	N/A	N/A	N/A	N/A	GB	60GB	N/A	Yes	GB	$15.00 per 1	2G/4G	0	0	0	$0.20	$0.25	Yes	• Jetpacks • USBs • Netbooks/Notebooks, LTE Internet • 4G LTE Routers with data only • Verizon 4G LTE Broadband Routers with data only • Tablets • Connected Devices	• $20.00 per device Jetpacks • $20.00 per device USBs • $20.00 per device 4G LTE Routers with data only • $20.00 per device Verizon 4G LTE Broadband Routers with data only • $10.00 per device Tablets • $5.00 Connected Devices • $10.00 for 1000 message package	N/A	N/A	N/A	N/A	N/A	Refer to Legacy Plans attachment for terms and conditions	Yes
90911	DATA PLAN 80GB $560	$560.00	23%	$431.20	N/A	N/A	N/A	N/A	N/A	N/A	N/A	N/A	N/A	N/A	GB	80GB	N/A	Yes	GB	$15.00 per 1	2G/4G	0	0	0	$0.20	$0.25	Yes	• Jetpacks • USBs • Netbooks/Notebooks, LTE Internet • 4G LTE Routers with data only • Verizon 4G LTE Broadband Routers with data only • Tablets • Connected Devices	• $20.00 per device Jetpacks • $20.00 per device USBs • $20.00 per device 4G LTE Routers with data only • $20.00 per device Verizon 4G LTE Broadband Routers with data only • $10.00 per device Tablets • $5.00 Connected Devices • $10.00 for 1000 message package	N/A	N/A	N/A	N/A	N/A	Refer to Legacy Plans attachment for terms and conditions	Yes
90912	DATA PLAN 100GB $710	$710.00	23%	$546.70	N/A	N/A	N/A	N/A	N/A	N/A	N/A	N/A	N/A	N/A	GB	100GB	N/A	Yes	GB	$15.00 per 1	2G/4G	0	0	0	$0.20	$0.25	Yes	• Jetpacks • USBs • Netbooks/Notebooks, LTE Internet • 4G LTE Routers with data only • Verizon 4G LTE Broadband Routers with data only • Tablets • Connected Devices	• $20.00 per device Jetpacks • $20.00 per device USBs • $20.00 per device 4G LTE Routers with data only • $20.00 per device Verizon 4G LTE Broadband Routers with data only • $10.00 per device Tablets • $5.00 Connected Devices • $10.00 for 1000 message package	N/A	N/A	N/A	N/A	N/A	Refer to Legacy Plans attachment for terms and conditions	Yes
87184	DATA 30GB $185 0214	$185.00	23%	$142.45	N/A	N/A	N/A	N/A	N/A	N/A	N/A	N/A	N/A	N/A	GB	30GB	N/A	Yes	GB	$15.00 per 1	2G/4G	0	0	N/A	$0.20	$0.25	Yes	• Jetpacks • USBs • Netbooks/Notebooks, LTE Internet • 4G LTE Routers with data only • Verizon 4G LTE Broadband Routers with data only • Tablets • Connected Devices	• $20.00 per device Jetpacks • $20.00 per device USBs • $20.00 per device 4G LTE Routers with data only • $30.00 per device Verizon 4G LTE Broadband Routers with data only • $10.00 per device Tablets • $5.00 Connected Devices • $10.00 for 1000 message package	N/A	N/A	N/A	N/A	N/A	Refer to Legacy Plans attachment for terms and conditions	Yes
87185	SMB DATA 40GB $260 0214	$260.00	23%	$200.20	N/A	N/A	N/A	N/A	N/A	N/A	N/A	N/A	N/A	N/A	GB	40GB	N/A	Yes	GB	$15.00 per 1	2G/4G	0	0	N/A	$0.20	$0.25	Yes	• Jetpacks • USBs • Netbooks/Notebooks, LTE Internet • 4G LTE Routers with data only • Verizon 4G LTE Broadband Routers with data only • Tablets • Connected Devices	• $30.00 per device Jetpacks • $30.00 per device USBs • $20.00 per device 4G LTE Routers with data only • $30.00 per device Verizon 4G LTE Broadband Routers with data only • $10.00 per device Tablets • $5.00 Connected Devices • $10.00 for 1000 message package	N/A	N/A	N/A	N/A	N/A	Refer to Legacy Plans attachment for terms and conditions	Yes
87186	SMB DATA 50GB $335 0214	$335.00	23%	$257.95	N/A	N/A	N/A	N/A	N/A	N/A	N/A	N/A	N/A	N/A	GB	50GB	N/A	Yes	GB	$15.00 per 1	2G/4G	0	0	N/A	$0.20	$0.25	Yes	• Jetpacks • USBs • Netbooks/Notebooks, LTE Internet • 4G LTE Routers with data only • Verizon 4G LTE Broadband Routers with data only • Tablets • Connected Devices	• $30.00 per device Jetpacks • $30.00 per device USBs • $20.00 per device 4G LTE Routers with data only • $20.00 per device Verizon 4G LTE Broadband Routers with data only • $10.00 per device Tablets • $5.00 Connected Devices • $10.00 for 1000 message package	N/A	N/A	N/A	N/A	N/A	Refer to Legacy Plans attachment for terms and conditions	Yes
90429	SMB DATA 100GB $710	$710.00	23%	$546.70	N/A	N/A	N/A	N/A	N/A	N/A	N/A	N/A	N/A	N/A	GB	100GB	N/A	Yes	GB	$15.00 per 1	2G/4G	0	0	N/A	$0.20	$0.25	Yes	• Jetpacks • USBs • Netbooks/Notebooks, LTE Internet • 4G LTE Routers with data only • Verizon 4G LTE Broadband Routers with data only • Tablets • Connected Devices	• $20.00 per device Jetpacks • $20.00 per device USBs • $20.00 per device 4G LTE Routers with data only • $20.00 per device Verizon 4G LTE Broadband Routers with data only • $10.00 per device Tablets • $5.00 Connected Devices • $10.00 for 1000 message package	N/A	N/A	N/A	N/A	N/A	Refer to Legacy Plans attachment for terms and conditions	Yes

90430	SMB DATA 60GB $410	$410.00	23%	$315.70	N/A	N/A	N/A	N/A	N/A	N/A	N/A	N/A	N/A	GB	60GB	N/A	Yes	GB	$15.00 per 1 G	3G/4G	0	0	N/A	$0.20	$0.25	Yes	• Jetpacks • USBs • Netbooks/Notebooks, LTE Internet • 4G LTE Routers with data only • Verizon 4G LTE Broadband Routers with data only • Tablets • Connected Devices	• $20.00 per device Jetpacks • $20.00 per device USBs • $20.00 per device 4G LTE Routers with data only • $20.00 per device Verizon 4G LTE Broadband Routers with data only • $10.00 per device Tablets • $5.00 Connected Devices • $10.00 for 1000 message package	N/A	N/A	N/A	N/A	N/A	Refer to Legacy Plans attachment for terms and conditions	Yes
90431	SMB DATA 80GB $560	$560.00	23%	$431.20	N/A	N/A	N/A	N/A	N/A	N/A	N/A	N/A	N/A	GB	80GB	N/A	Yes	GB	$15.00 per 1 G	3G/4G	0	0	N/A	$0.20	$0.25	Yes	• Jetpacks • USBs • Netbooks/Notebooks, LTE Internet • 4G LTE Routers with data only • Verizon 4G LTE Broadband Routers with data only • Tablets • Connected Devices	• $20.00 per device Jetpacks • $20.00 per device USBs • $20.00 per device 4G LTE Routers with data only • $20.00 per device Verizon 4G LTE Broadband Routers with data only • $10.00 per device Tablets • $5.00 Connected Devices • $10.00 for 1000 message package	N/A	N/A	N/A	N/A	N/A	Refer to Legacy Plans attachment for terms and conditions	Yes
91520	SMB DATA 200GB $1400	$1,400.00	23%	$1,078.00	N/A	N/A	N/A	N/A	N/A	N/A	N/A	N/A	N/A	GB	200GB	N/A	Yes	GB	$15.00 per 1 G	3G/4G	0	0	N/A	$0.20	$0.25	Yes	• Jetpacks • USBs • Netbooks/Notebooks, LTE Internet • 4G LTE Routers with data only • Verizon 4G LTE Broadband Routers with data only • Tablets • Connected Devices	• $20.00 per device Jetpacks • $20.00 per device USBs • $20.00 per device 4G LTE Routers with data only • $20.00 per device Verizon 4G LTE Broadband Routers with data only • $10.00 per device Tablets • $5.00 Connected Devices • $10.00 for 1000 message package	N/A	N/A	N/A	N/A	N/A	Refer to Legacy Plans attachment for terms and conditions	Yes
91521	SMB DATA 150GB $1025	$1,025.00	23%	$789.25	N/A	N/A	N/A	N/A	N/A	N/A	N/A	N/A	N/A	GB	150GB	N/A	Yes	GB	$15.00 per 1 G	3G/4G	0	0	N/A	$0.20	$0.25	Yes	• Jetpacks • USBs • Netbooks/Notebooks, LTE Internet • 4G LTE Routers with data only • Verizon 4G LTE Broadband Routers with data only • Tablets • Connected Devices	• $20.00 per device Jetpacks • $20.00 per device USBs • $20.00 per device 4G LTE Routers with data only • $20.00 per device Verizon 4G LTE Broadband Routers with data only • $10.00 per device Tablets • $5.00 Connected Devices • $10.00 for 1000 message package	N/A	N/A	N/A	N/A	N/A	Refer to Legacy Plans attachment for terms and conditions	Yes
99716	CUSTOM FLAT RATE MOBILE BROADBAND- GOVERNMENT	$34.99	0%	$34.99	N/A	N/A	N/A	N/A	N/A	N/A	N/A	N/A	N/A	N/A	Unlimited	N/A	No	N/A	N/A	3G/4G	N/A	N/A	N/A	N/A	N/A	Yes	Approved Mobile Bro	N/A	N/A	N/A	N/A	N/A	N/A	Refer to Legacy Plans attachment for terms and conditions	yes
99717	CUSTOM MOBILE BROADBAND PLAN II - GOVERNMENT	$44.99	0%	$44.99	N/A	N/A	N/A	N/A	N/A	N/A	N/A	N/A	N/A	N/A	Unlimited	30GB	No	N/A	N/A	3G/4G	N/A	N/A	N/A	N/A	N/A	Yes	Approved Mobile Bro	N/A	N/A	N/A	N/A	N/A	N/A	Refer to Legacy Plans attachment for terms and conditions	yes
92739	FLEXIBLE BUSINESS DATA DEVICE 1MB SHARED DATA $5	$5.00	0%	$5.00	N/A	N/A	N/A	N/A	N/A	N/A	N/A	N/A	N/A	MB	1MB	N/A	Yes	GB	$10.00 per GB	3G/4G	N/A	N/A	N/A	N/A	N/A	Yes	Connected Devices	N/A	N/A	N/A	N/A	N/A	N/A	Refer to Legacy Plans attachment for terms and conditions	Yes
92741	FLEXIBLE BUSINESS DATA DEVICE 100MB SHARED DATA $10	$10.00	0%	$10.00	N/A	N/A	N/A	N/A	N/A	N/A	N/A	N/A	N/A	MB	100MB	N/A	Yes	GB	$10.00 per GB	3G/4G	N/A	N/A	N/A	N/A	N/A	Yes	• Connected Devices • Tablets • Netbooks • Notebooks	N/A	N/A	N/A	N/A	N/A	N/A	Refer to Legacy Plans attachment for terms and conditions	Yes
92742	FLEXIBLE BUSINESS DATA DEVICE 2GB SHARED DATA $35	$35.00	23%	$26.95	N/A	N/A	N/A	N/A	N/A	N/A	N/A	N/A	N/A	GB	2GB	N/A	Yes	GB	$10.00 per GB	3G/4G	N/A	N/A	N/A	N/A	N/A	Yes	• Connected Devices • Tablets • Netbooks • Notebooks • Jetpacks • USBs • Mobile Broadband Devices	N/A	N/A	N/A	N/A	N/A	N/A	Refer to Legacy Plans attachment for terms and conditions	Yes
92744	FLEXIBLE BUSINESS DATA DEVICE 4GB SHARED DATA $45	$45.00	23%	$34.65	N/A	N/A	N/A	N/A	N/A	N/A	N/A	N/A	N/A	GB	4GB	N/A	Yes	GB	$10.00 per GB	3G/4G	N/A	N/A	N/A	N/A	N/A	Yes	• Connected Devices • Tablets • Netbooks • Notebooks • Jetpacks • USBs • Mobile Broadband Devices	N/A	N/A	N/A	N/A	N/A	N/A	Refer to Legacy Plans attachment for terms and conditions	Yes
92745	FLEXIBLE BUSINESS DATA DEVICE 6GB SHARED DATA $55	$55.00	23%	$42.35	N/A	N/A	N/A	N/A	N/A	N/A	N/A	N/A	N/A	GB	6GB	N/A	Yes	GB	$10.00 per GB	3G/4G	N/A	N/A	N/A	N/A	N/A	Yes	• Connected Devices • Tablets • Netbooks • Notebooks • Jetpacks • USBs • Mobile Broadband Devices	N/A	N/A	N/A	N/A	N/A	N/A	Refer to Legacy Plans attachment for terms and conditions	Yes
92746	FLEXIBLE BUSINESS DATA DEVICE 8GB SHARED DATA $65	$65.00	23%	$50.05	N/A	N/A	N/A	N/A	N/A	N/A	N/A	N/A	N/A	GB	8GB	N/A	Yes	GB	$10.00 per GB	3G/4G	N/A	N/A	N/A	N/A	N/A	Yes	• Connected Devices • Tablets • Netbooks • Notebooks • Jetpacks • USBs • Mobile Broadband Devices	N/A	N/A	N/A	N/A	N/A	N/A	Refer to Legacy Plans attachment for terms and conditions	Yes
92747	FLEXIBLE BUSINESS DATA DEVICE 10GB SHARED DATA $75	$75.00	23%	$57.75	N/A	N/A	N/A	N/A	N/A	N/A	N/A	N/A	N/A	GB	10GB	N/A	Yes	GB	$10.00 per GB	3G/4G	N/A	N/A	N/A	N/A	N/A	Yes	• Connected Devices • Tablets • Netbooks • Notebooks • Jetpacks • USBs • Mobile Broadband Devices	N/A	N/A	N/A	N/A	N/A	N/A	Refer to Legacy Plans attachment for terms and conditions	Yes
94495	FLEXIBLE BUSINESS PLANS FOR DATA DEVICES-CONNECTED DEVICES/I	$65.00	23%	$50.05	N/A	N/A	N/A	N/A	N/A	N/A	N/A	N/A	N/A	GB	2GB	N/A	Yes	GB	$10.00 per GB	3G/4G	N/A	N/A	N/A	N/A	N/A	Yes	Broadband Routers	N/A	N/A	N/A	N/A	N/A	N/A	Refer to Legacy Plans attachment for terms and conditions	Yes
94496	FLEXIBLE BUSINESS PLANS FOR DATA DEVICES-CONNECTED DEVICES/I	$75.00	23%	$57.75	N/A	N/A	N/A	N/A	N/A	N/A	N/A	N/A	N/A	GB	4GB	N/A	Yes	GB	$10.00 per GB	3G/4G	N/A	N/A	N/A	N/A	N/A	Yes	Broadband Routers	N/A	N/A	N/A	N/A	N/A	N/A	Refer to Legacy Plans attachment for terms and conditions	Yes
94497	FLEXIBLE BUSINESS PLANS FOR DATA DEVICES-CONNECTED DEVICES/I	$85.00	23%	$65.45	N/A	N/A	N/A	N/A	N/A	N/A	N/A	N/A	N/A	GB	6GB	N/A	Yes	GB	$10.00 per GB	3G/4G	N/A	N/A	N/A	N/A	N/A	Yes	Broadband Routers	N/A	N/A	N/A	N/A	N/A	N/A	Refer to Legacy Plans attachment for terms and conditions	Yes
94500	FLEXIBLE BUSINESS PLANS FOR DATA DEVICES-CONNECTED DEVICES/I	$95.00	23%	$73.15	N/A	N/A	N/A	N/A	N/A	N/A	N/A	N/A	N/A	GB	8GB	N/A	Yes	GB	$10.00 per GB	3G/4G	N/A	N/A	N/A	N/A	N/A	Yes	Broadband Routers	N/A	N/A	N/A	N/A	N/A	N/A	Refer to Legacy Plans attachment for terms and conditions	Yes
94504	FLEXIBLE BUSINESS PLANS FOR DATA DEVICES-CONNECTED DEVICES/I	$105.00	23%	$80.85	N/A	N/A	N/A	N/A	N/A	N/A	N/A	N/A	N/A	GB	10GB	N/A	Yes	GB	$10.00 per GB	3G/4G	N/A	N/A	N/A	N/A	N/A	Yes	Broadband Routers	N/A	N/A	N/A	N/A	N/A	N/A	Refer to Legacy Plans attachment for terms and conditions	Yes
94532	FLEXIBLE BUSINESS PLANS FOR DATA DEVICES-CONNECTED DEVICES/I	$5.00	0%	$5.00	N/A	N/A	N/A	N/A	N/A	N/A	N/A	N/A	N/A	MB	1MB	N/A	Yes	GB	$10.00 per GB	3G/4G	N/A	N/A	N/A	N/A	N/A	Yes	Connected Devices	N/A	N/A	N/A	N/A	N/A	N/A	Refer to Legacy Plans attachment for terms and conditions	Yes
20300	Custom 4G Unlimited Mobile Broadband Plan with Mobile Broadband	$39.99	0%	$39.99	N/A	N/A	N/A	N/A	N/A	N/A	N/A	N/A	N/A	N/A	Unlimited	o-forward bas	No	N/A	N/A	3G/4G	N/A	N/A	N/A	N/A	N/A	Yes	Approved Mobile Bro	N/A	N/A	N/A	N/A	N/A	N/A	Refer to Legacy Plans attachment for terms and conditions	yes
90239	PUBLIC SECTOR MOBILE BROADBAND 5GB ACCT SHARE	$39.99	0%	$39.99	N/A	N/A	N/A	N/A	N/A	N/A	N/A	N/A	N/A	GB	5GB	N/A	Yes	GB	$8.00 Per Giga	3G/4G	N/A	N/A	N/A	N/A	N/A	Yes	Approved Mobile Bro	N/A	N/A	N/A	N/A	N/A	N/A	Refer to Legacy Plans attachment for terms and conditions	yes
90240	PUBLIC SECTOR MOBILE BROADBAND 10GB ACCT SHARE	$59.99	0%	$59.99	N/A	N/A	N/A	N/A	N/A	N/A	N/A	N/A	N/A	GB	10GB	N/A	Yes	GB	$8.00 Per Giga	3G/4G	N/A	N/A	N/A	N/A	N/A	Yes	Approved Mobile Bro	N/A	N/A	N/A	N/A	N/A	N/A	Refer to Legacy Plans attachment for terms and conditions	yes
90241	PUBLIC SECTOR MOBILE BROADBAND 20GB ACCT SHARE	$99.99	0%	$99.99	N/A	N/A	N/A	N/A	N/A	N/A	N/A	N/A	N/A	GB	20GB	N/A	Yes	GB	$8.00 Per Giga	3G/4G	N/A	N/A	N/A	N/A	N/A	Yes	Approved Mobile Bro	N/A	N/A	N/A	N/A	N/A	N/A	Refer to Legacy Plans attachment for terms and conditions	yes
84357/98715	MOBILE BROADBAND UNLIMITED	$39.99	0%	$39.99	N/A	N/A	N/A	N/A	N/A	$0.25	$0.25	$0.25	N/A	N/A	Unlimited	25GB	No	N/A	N/A	3G/4G	N/A	N/A	N/A	N/A	N/A	Yes	Approved Mobile Bro	N/A	N/A	N/A	N/A	N/A	N/A	Refer to Legacy Plans attachment for terms and conditions	yes
85320/85322	MOBILE BROADBAND TABLET/NETBOOK 2GB $30	$30.00	0%	$30.00	N/A	N/A	N/A	N/A	N/A	$0.25	$0.25	$0.25	N/A	GB	2GB	N/A	No	GB	$10.00 per ea	3G/4G	N/A	N/A	N/A	N/A	N/A	Yes	Approved Mobile Bro	N/A	N/A	N/A	N/A	N/A	N/A	Refer to Legacy Plans attachment for terms and conditions	yes
77810	DATA PACKAGES FOR FEATURE PHONES AND SMARTPHONES 75MB	$10.00	0%	$10.00	N/A	N/A	N/A	N/A	N/A	N/A	N/A	N/A	N/A	MB	75MB	N/A	N/A	MB	$10.00 per ad	3G/4G	N/A	N/A	N/A	N/A	N/A	N/A	Basic/Smartphone	N/A	N/A	N/A	N/A	N/A	N/A	Refer to Legacy Plans attachment for terms and conditions	yes
76375/76381	DATA PACKAGES FOR FEATURE PHONES AND SMARTPHONES 2GB	$30.00	23%	$23.10	N/A	N/A	N/A	N/A	N/A	N/A	N/A	N/A	N/A	GB	2GB	N/A	N/A	GB	$10.00 per ea	3G/4G	N/A	N/A	N/A	N/A	N/A	N/A	Basic/Smartphone	N/A	N/A	N/A	N/A	N/A	N/A	Refer to Legacy Plans attachment for terms and conditions	yes
85533	EMAIL & WEB 300MB $15 PER GB	$12.00	0%	$12.00	N/A	N/A	N/A	N/A	N/A	N/A	N/A	N/A	N/A	MB	300MB	N/A	N/A	MB	$15.00 per ea	3G/4G	N/A	N/A	N/A	N/A	N/A	N/A	Basic	N/A	N/A	N/A	N/A	N/A	N/A	Refer to Legacy Plans attachment for terms and conditions	yes
86124	MOBILE BROADBAND PRIORITY FEATURE FOR NATIONAL SECURITY, PU	$0.00	0%	$0.00	N/A	N/A	N/A	N/A	N/A	N/A	N/A	N/A	N/A	N/A	N/A	N/A	N/A	N/A	N/A	N/A	N/A	N/A	N/A	N/A	N/A	N/A	Approved Mobile Bro	N/A	N/A	N/A	N/A	N/A	N/A	Refer to Legacy Plans attachment for terms and conditions	yes
73578/73584	PRIVATE NETWORK CORE SERVICE FOR NATIONAL SECURTIY, PUBLIC S	$0.00	0%	$0.00	N/A	N/A	N/A	N/A	N/A	N/A	N/A	N/A	N/A	N/A	N/A	N/A	N/A	N/A	N/A	N/A	N/A	N/A	N/A	N/A	N/A	N/A	Approved Mobile Bro	N/A	N/A	N/A	N/A	N/A	N/A	Refer to Legacy Plans attachment for terms and conditions	yes
87660/87640	MOBILE BROADBAND MACHINE TO MACHINE SHARE GROUP 1 - 1MB	$5.00	0%	$5.00	N/A	N/A	N/A	N/A	N/A	N/A	N/A	N/A	N/A	MB	1MB	N/A	Yes	MB	$1.00 per MB	3G/4G	N/A	N/A	N/A	N/A	N/A	No	Approved Mobile Bro	N/A	N/A	N/A	N/A	N/A	N/A	Refer to Legacy Plans attachment for terms and conditions	Yes
87661/87641	MOBILE BROADBAND MACHINE TO MACHINE SHARE GROUP 1 - 5MB	$7.00	0%	$7.00	N/A	N/A	N/A	N/A	N/A	N/A	N/A	N/A	N/A	MB	5MB	N/A	Yes	MB	$1.00 per MB	3G/4G	N/A	N/A	N/A	N/A	N/A	No	Approved Mobile Bro	N/A	N/A	N/A	N/A	N/A	N/A	Refer to Legacy Plans attachment for terms and conditions	Yes
87662/87642	MOBILE BROADBAND MACHINE TO MACHINE SHARE GROUP 1 - 25M	$10.00	0%	$10.00	N/A	N/A	N/A	N/A	N/A	N/A	N/A	N/A	N/A	MB	25MB	N/A	Yes	MB	$1.00 per MB	3G/4G	N/A	N/A	N/A	N/A	N/A	No	Approved Mobile Bro	N/A	N/A	N/A	N/A	N/A	N/A	Refer to Legacy Plans attachment for terms and conditions	Yes
87663/87643	MOBILE BROADBAND MACHINE TO MACHINE SHARE GROUP 1 - 50M	$15.00	0%	$15.00	N/A	N/A	N/A	N/A	N/A	N/A	N/A	N/A	N/A	MB	50MB	N/A	Yes	MB	$1.00 per MB	3G/4G	N/A	N/A	N/A	N/A	N/A	No	Approved Mobile Bro	N/A	N/A	N/A	N/A	N/A	N/A	Refer to Legacy Plans attachment for terms and conditions	Yes
87664/87644	MOBILE BROADBAND MACHINE TO MACHINE SHARE GROUP 1 - 150M	$18.00	0%	$18.00	N/A	N/A	N/A	N/A	N/A	N/A	N/A	N/A	N/A	MB	150MB	N/A	Yes	MB	$1.00 per MB	3G/4G	N/A	N/A	N/A	N/A	N/A	No	Approved Mobile Bro	N/A	N/A	N/A	N/A	N/A	N/A	Refer to Legacy Plans attachment for terms and conditions	Yes
87665/87645	MOBILE BROADBAND MACHINE TO MACHINE SHARE GROUP 2 - 250M	$20.00	0%	$20.00	N/A	N/A	N/A	N/A	N/A	N/A	N/A	N/A	N/A	MB	250MB	N/A	Yes	MB	$0.015 per MB	3G/4G	N/A	N/A	N/A	N/A	N/A	No	Approved Mobile Bro	N/A	N/A	N/A	N/A	N/A	N/A	Refer to Legacy Plans attachment for terms and conditions	Yes
87668/87646	MOBILE BROADBAND MACHINE TO MACHINE SHARE GROUP 2 - 1GB	$25.00	0%	$25.00	N/A	N/A	N/A	N/A	N/A	N/A	N/A	N/A	N/A	GB	1GB	N/A	Yes	MB	$0.015 per MB	3G/4G	N/A	N/A	N/A	N/A	N/A	No	Approved Mobile Bro	N/A	N/A	N/A	N/A	N/A	N/A	Refer to Legacy Plans attachment for terms and conditions	Yes
87671/87647	MOBILE BROADBAND MACHINE TO MACHINE SHARE GROUP 2 - 5GB	$50.00	23%	$38.50	N/A	N/A	N/A	N/A	N/A	N/A	N/A	N/A	N/A	GB	5GB	N/A	Yes	MB	$0.015 per MB	3G/4G	N/A	N/A	N/A	N/A	N/A	No	Approved Mobile Bro	N/A	N/A	N/A	N/A	N/A	N/A	Refer to Legacy Plans attachment for terms and conditions	Yes
87673/87648	MOBILE BROADBAND MACHINE TO MACHINE SHARE GROUP 2 - 10GB	$80.00	23%	$61.60	N/A	N/A	N/A	N/A	N/A	N/A	N/A	N/A	N/A	GB	10GB	N/A	Yes	MB	$0.015 per MB	3G/4G	N/A	N/A	N/A	N/A	N/A	No	Approved Mobile Bro	N/A	N/A	N/A	N/A	N/A	N/A	Refer to Legacy Plans attachment for terms and conditions	yes
86847/86848	3G/4G MOBILE BROADBAND MACHINE TO MACHINE 3G BACKUP ROU	$10.00	0%	$10.00	N/A	N/A	0	0	0	$0.25	$0.25	$0.25	N/A	MB	25MB	N/A	No	GB	$10.00 Per GB	3G/4G	N/A	N/A	No	$0.20 per mes	N/A	No	Backup Routers	N/A	N/A	N/A	N/A	N/A	N/A	Refer to Legacy Plans attachment for terms and conditions	yes
90233	PUBLIC SECTOR MOBILE BROADBAND MACHINE TO MACHINE 5GB AC	$39.99	0%	$39.99	N/A	N/A	N/A	N/A	N/A	N/A	N/A	N/A	N/A	GB	5GB	N/A	Yes	GB	$8.00 Per Giga	3G/4G	N/A	N/A	N/A	N/A	N/A	Yes	Approved Mobile Bro	N/A	N/A	N/A	N/A	N/A	N/A	Refer to Legacy Plans attachment for terms and conditions	yes
90234	PUBLIC SECTOR MOBILE BROADBAND MACHINE TO MACHINE 10GB A	$59.99	0%	$59.99	N/A	N/A	N/A	N/A	N/A	N/A	N/A	N/A	N/A	GB	10GB	N/A	Yes	GB	$8.00 Per Giga	3G/4G	N/A	N/A	N/A	N/A	N/A	Yes	Approved Mobile Bro	N/A	N/A	N/A	N/A	N/A	N/A	Refer to Legacy Plans attachment for terms and conditions	yes
90235	PUBLIC SECTOR MOBILE BROADBAND MACHINE TO MACHINE 20GB A	$99.99	0%	$99.99	N/A	N/A	N/A	N/A	N/A	N/A	N/A	N/A	N/A	GB	20GB	N/A	Yes	GB	$8.00 Per Giga	3G/4G	N/A	N/A	N/A	N/A	N/A	Yes	Approved Mobile Bro	N/A	N/A	N/A	N/A	N/A	N/A	Refer to Legacy Plans attachment for terms and conditions	yes
74524/86740	NVLPT NATIONWIDE INTERNATIONAL 400 ANY UNL EMAIL+N&W+IN+	$84.14	23%	$64.79	N/A	N/A	400	unlimited	unlimited	$0.25	N/A	N/A	yes	N/A	Unlimited	25GB	N/A	N/A	N/A	3G/4G	unlimited	unlimited	N/A	N/A	N/A	Yes	Smartphone	Domestic Push to Tal	N/A	N/A	N/A	N/A	N/A	Refer to Legacy Plans attachment for terms and conditions	yes
74525/86741	NVLPT NATIONWIDE INTERNATIONAL 400 ANY UNL EMAIL+N&W+IN+	$86.57	23%	$66.66	N/A	N/A	400	unlimited	unlimited	$0.25	N/A	N/A	yes	N/A	Unlimited	25GB	N/A	N/A	N/A	3G/4G	unlimited	unlimited	N/A	N/A	N/A	Yes	Smartphone	Domestic Push to Tal	N/A	N/A	N/A	N/A	N/A	Refer to Legacy Plans attachment for terms and conditions	yes
74526/86742	NVLPT NATIONWIDE INTERNATIONAL 600 ANY UNL EMAIL+N&W+IN+	$99.99	23%	$76.99	N/A	N/A	600	unlimited	unlimited	$0.25	N/A	N/A	yes	N/A	Unlimited	25GB	N/A	N/A	N/A	3G/4G	unlimited	unlimited	N/A	N/A	N/A	Yes	Smartphone	Domestic Push to Tal	N/A	N/A	N/A	N/A	N/A	Refer to Legacy Plans attachment for terms and conditions	yes
74527/86743	NVLPT NATIONWIDE INTERNATIONAL 600 ANY UNL EMAIL+N&W+IN+	$102.43	23%	$78.87	N/A	N/A	600	unlimited	unlimited	$0.25	N/A	N/A	yes	N/A	Unlimited	25GB	N/A	N/A	N/A	3G/4G	unlimited	unlimited	N/A	N/A	N/A	Yes	Smartphone	Domestic Push to Tal	N/A	N/A	N/A	N/A	N/A	Refer to Legacy Plans attachment for terms and conditions	yes
74528/86744	NVLPT NATIONWIDE INTERNATIONAL 1000 ANY UNL EMAIL+N&W+IN	$114.62	23%	$88.26	N/A	N/A	1000	unlimited	unlimited	$0.25	N/A	N/A	yes	N/A	Unlimited	25GB	N/A	N/A	N/A	3G/4G	unlimited	unlimited	N/A	N/A	N/A	Yes	Smartphone	Domestic Push to Tal	N/A	N/A	N/A	N/A	N/A	Refer to Legacy Plans attachment for terms and conditions	yes
74529/86745	NVLPT NATIONWIDE INTERNATIONAL 1000 ANY UNL EMAIL+N&W+IN	$117.06	23%	$90.14	N/A	N/A	1000	unlimited	unlimited	$0.25	N/A	N/A	yes	N/A	Unlimited	25GB	N/A	N/A	N/A	3G/4G	unlimited	unlimited	N/A	N/A	N/A	Yes	Smartphone	Domestic Push to Tal	N/A	N/A	N/A	N/A	N/A	Refer to Legacy Plans attachment for terms and conditions	yes
428/427	INTERNATIONAL OPTIONS MONTHLY FEATURES MEXICO AND CANADA	$10.00	0%	$10.00	N/A	N/A	0	N/A	N/A	N/A	N/A	N/A	no	MB	100MB	N/A	N/A	MB	$10.00/100M	3G/4G	0	0	N/A	N/A	N/A	N/A	Smartphone	N/A	N/A	N/A	N/A	N/A	N/A	Refer to Legacy Plans attachment for terms and conditions	no
426/446	INTERNATIONAL OPTIONS MONTHLY FEATURES MEXICO AND CANADA	$20.00	0%	$10.00	N/A	N/A	0	N/A	N/A	N/A	N/A	N/A	no	MB	250MB	N/A	N/A	MB	$10.00/100M	3G/4G	0	0	N/A	N/A	N/A	N/A	Smartphone	N/A	N/A	N/A	N/A	N/A	N/A	Refer to Legacy Plans attachment for terms and conditions	no
441/434	INTERNATIONAL OPTIONS MONTHLY FEATURES MEXICO AND CANADA	$15.00	0%	$15.00	N/A	N/A	100	N/A	N/A	$0.10	$0.10	$0.10	no	MB	100MB	N/A	N/A	MB	$10.00/100M	3G/4G	100 sent: unli	100 sent: unli	N/A	$0.10/Sent M	$0.10/Sent M	N/A	Smartphone	N/A	N/A	N/A	N/A	N/A	N/A	Refer to Legacy Plans attachment for terms and conditions	no
425/424	INTERNATIONAL OPTIONS MONTHLY FEATURES MEXICO AND CANADA	$30.00	23%	$23.10	N/A	N/A	250	N/A	N/A	$0.10	$0.10	$0.10	no	MB	250MB	N/A	N/A	MB	$10.00/100M	3G/4G	250 sent: unli	250 sent: unli	N/A	$0.10/Sent M	$0.10/Sent M	N/A	Smartphone	N/A	N/A	N/A	N/A	N/A	N/A	Refer to Legacy Plans attachment for terms and conditions	no
443/442	INTERNATIONAL OPTIONS MONTHLY FEATURES MEXICO AND CANADA	$25.00	0%	$25.00	N/A	N/A	500	N/A	N/A	$0.05	$0.05	$0.05	no	GB	1GB	N/A	N/A	GB	$20/1 GB	3G/4G	500 sent: unli	500 sent: unli	N/A	$0.05/Sent M	$0.05/Sent M	N/A	Smartphone	N/A	N/A	N/A	N/A	N/A	N/A	Refer to Legacy Plans attachment for terms and conditions	no
431/412	INTERNATIONAL OPTIONS MONTHLY FEATURES 140+ COUNTRIES	$25.00	23%	$19.25	N/A	N/A	0	N/A	N/A	N/A	N/A	N/A	no	MB	100MB	N/A	N/A	MB	$25.00 100MB	3G/4G	0	0	N/A	N/A	N/A	N/A	Smartphone	N/A	N/A	N/A	N/A	N/A	N/A	Refer to Legacy Plans attachment for terms and conditions	no
433/432	INTERNATIONAL OPTIONS MONTHLY FEATURES 140+ COUNTRIES	$50.00	23%	$38.50	N/A	N/A	0	N/A	N/A	N/A	N/A	N/A	no	MB	250MB	N/A	N/A	MB	$25.00 100MB	3G/4G	0	0	N/A	N/A	N/A	N/A	Smartphone	N/A	N/A	N/A	N/A	N/A	N/A	Refer to Legacy Plans attachment for terms and conditions	no
445/444	INTERNATIONAL OPTIONS MONTHLY FEATURES 140+ COUNTRIES	$40.00	23%	$30.80	N/A	N/A	100	N/A	N/A	$0.25	$0.25	$0.25	no	MB	100MB	N/A	N/A	MB	$25.00 100MB	3G/4G	100 sent: unli	100 sent: unli	N/A	$0.25/Sent M	$0.25/Sent M	N/A	Smartphone	N/A	N/A	N/A	N/A	N/A	N/A	Refer to Legacy Plans attachment for terms and conditions	no
423/422	INTERNATIONAL OPTIONS MONTHLY FEATURES 140+ COUNTRIES	$85.00	23%	$65.45	N/A	N/A	250	N/A	N/A	$0.25	$0.25	$0.25	no	MB	250MB	N/A	N/A	MB	$25.00 100MB	3G/4G	250 sent: unli	250 sent: unli	N/A	$0.25/Sent M	$0.25/Sent M	N/A	Smartphone	N/A	N/A	N/A	N/A	N/A	N/A	Refer to Legacy Plans attachment for terms and conditions	no
One Talk	One Talk Price Plan (100 MB Data)- Line Level Plan	N/A	N/A	$10.00	N/A	N/A	N/A	N/A	N/A	N/A	N/A	N/A	N/A	N/A	N/A	N/A	N/A	N/A	N/A	N/A	N/A	N/A	N/A	N/A	N/A	N/A	N/A	N/A	N/A	N/A	N/A	N/A	N/A	Refer to Legacy Plans attachment for terms and conditions	yes
One Talk	One Talk Feature - Line Level Plan	N/A	N/A	$15.00	N/A	N/A	N/A	N/A	N/A	N/A	N/A	N/A	N/A	N/A	N/A	N/A	N/A	N/A	N/A	N/A	N/A	N/A	N/A	N/A	N/A	N/A	N/A	N/A	N/A	N/A	N/A	N/A	N/A	Refer to Legacy Plans attachment for terms and conditions	yes
One Talk	One Talk Price Plan (100 MB Data)- Account Level Plan	N/A	N/A	$0.00	N/A	N/A	N/A	N/A	N/A	N/A	N/A	N/A	N/A	N/A	N/A	N/A	N/A	N/A	N/A	N/A	N/A	N/A	N/A	N/A	N/A	N/A	N/A	N/A	N/A	N/A	N/A	N/A	N/A	Refer to Legacy Plans attachment for terms and conditions	yes
One Talk	One Talk Feature - Account Level Plan	N/A	N/A	$15.00	N/A	N/A	N/A	N/A	N/A	N/A	N/A	N/A	N/A	N/A	N/A	N/A	N/A	N/A	N/A	N/A	N/A	N/A	N/A	N/A	N/A	N/A	N/A	N/A	N/A	N/A	N/A	N/A	N/A	Refer to Legacy Plans attachment for terms and conditions	yes
One Talk	One Talk Line Access Charge	N/A	N/A	$10.00	N/A	N/A	N/A	N/A	N/A	N/A	N/A	N/A	N/A	N/A	N/A	N/A	N/A	N/A	N/A	N/A	N/A	N/A	N/A	N/A	N/A	N/A	N/A	N/A	N/A	N/A	N/A	N/A	N/A	Refer to Legacy Plans attachment for terms and conditions	yes

One Talk	One Talk AR Price Plan (100 MB Data) Line Level Plans	N/A	N/A	$10.00	N/A	N/A	N/A	N/A	N/A	N/A	N/A	N/A	N/A	N/A	N/A	N/A	N/A	N/A	N/A	N/A	N/A	N/A	N/A	N/A	N/A	N/A	N/A	N/A	N/A	N/A	N/A	N/A	N/A	Refer to Legacy Plans attachment for terms and conditions	yes
One Talk	One Talk AR Feature- Line Level Plans	N/A	N/A	$10.00	N/A	N/A	N/A	N/A	N/A	N/A	N/A	N/A	N/A	N/A	N/A	N/A	N/A	N/A	N/A	N/A	N/A	N/A	N/A	N/A	N/A	N/A	N/A	N/A	N/A	N/A	N/A	N/A	N/A	Refer to Legacy Plans attachment for terms and conditions	yes
One Talk	One Talk AR Price Plan (100 MB Data) - Account Level Plans	N/A	N/A	$0.00	N/A	N/A	N/A	N/A	N/A	N/A	N/A	N/A	N/A	N/A	N/A	N/A	N/A	N/A	N/A	N/A	N/A	N/A	N/A	N/A	N/A	N/A	N/A	N/A	N/A	N/A	N/A	N/A	N/A	Refer to Legacy Plans attachment for terms and conditions	yes
One Talk	One Talk AR Feature- Account Level Plans	N/A	N/A	$10.00	N/A	N/A	N/A	N/A	N/A	N/A	N/A	N/A	N/A	N/A	N/A	N/A	N/A	N/A	N/A	N/A	N/A	N/A	N/A	N/A	N/A	N/A	N/A	N/A	N/A	N/A	N/A	N/A	N/A	Refer to Legacy Plans attachment for terms and conditions	yes
One Talk	One Talk AR Line Access Charge - Account Level Plans	N/A	N/A	$10.00	N/A	N/A	N/A	N/A	N/A	N/A	N/A	N/A	N/A	N/A	N/A	N/A	N/A	N/A	N/A	N/A	N/A	N/A	N/A	N/A	N/A	N/A	N/A	N/A	N/A	N/A	N/A	N/A	N/A	Refer to Legacy Plans attachment for terms and conditions	yes
88907	CUSTOM WIRELESS HOME PHONE FOR GOVERNMENT	$20.00	0%	$20.00	N/A	N/A	unlimited	unlimited	unlimited	N/A	N/A	N/A	N/A	N/A	N/A	N/A	N/A	N/A	N/A	N/A	N/A	N/A	N/A	N/A	N/A	N/A	Verizon Wireless Hom	N/A	N/A	N/A	N/A	N/A	N/A	Refer to Legacy Plans attachment for terms and conditions	yes
13413	4G SMARTWATCH WITH NUMBERSHARE UNLIMITED PLAN	$10.00	0%	$10.00	N/A	N/A	unlimited	unlimited	unlimited	N/A	N/A	N/A	N/A	N/A	Unlimited	N/A	N/A	N/A	N/A	3G/4G	unlimited	unlimited	N/A	N/A	N/A	N/A	Approved Smartwatc	N/A	N/A	N/A	N/A	N/A	N/A	Refer to Legacy Plans attachment for terms and conditions	yes
Private Networ	PRIVATE NETWORK Fixed End System (FES): $1500	N/A	N/A	$0.00	$ 1,125.00	Per Account Fes Connect Set-up	N/A	N/A	N/A	N/A	N/A	N/A	N/A	N/A	N/A	N/A	N/A	N/A	N/A	N/A	N/A	N/A	N/A	N/A	N/A	N/A	N/A	N/A	N/A	N/A	N/A	N/A	N/A	Refer to Legacy Plans attachment for terms and conditions	Yes pending award
rivate Networ	PRIVATE NETWORK ONLY	N/A	N/A	$0.00	$ 375.00	Setup fee	N/A	N/A	N/A	N/A	N/A	N/A	N/A	N/A	N/A	N/A	N/A	N/A	N/A	N/A	N/A	N/A	N/A	N/A	N/A	N/A	N/A	N/A	N/A	N/A	N/A	N/A	N/A	Refer to Legacy Plans attachment for terms and conditions	Yes pending award
rivate Networ	Dynamic Mobile Network Routing (DMNR)	N/A	N/A	$0.00	$ 187.50	Setup fee	N/A	N/A	N/A	N/A	N/A	N/A	N/A	N/A	N/A	N/A	N/A	N/A	N/A	N/A	N/A	N/A	N/A	N/A	N/A	N/A	N/A	N/A	N/A	N/A	N/A	N/A	N/A	Refer to Legacy Plans attachment for terms and conditions	Yes pending award
rivate Networ	PRIVATE NETWORK with Service Based Access (SBA)	N/A	N/A	$0.00	$ 187.50	Setup fee	N/A	N/A	N/A	N/A	N/A	N/A	N/A	N/A	N/A	N/A	N/A	N/A	N/A	N/A	N/A	N/A	N/A	N/A	N/A	N/A	N/A	N/A	N/A	N/A	N/A	N/A	N/A	Refer to Legacy Plans attachment for terms and conditions	Yes pending award
85458	4G LTE PRIVATE NETWORK TRAFFIC MANAGEMENT (PNTM) PRIVATE I	N/A	N/A	$0.00	N/A	N/A	N/A	N/A	N/A	N/A	N/A	N/A	N/A	N/A	N/A	N/A	N/A	N/A	N/A	N/A	N/A	N/A	N/A	N/A	N/A	N/A	N/A	N/A	N/A	N/A	N/A	N/A	N/A	Refer to Legacy Plans attachment for terms and conditions	yes
85459	4G LTE PRIVATE NETWORK TRAFFIC MANAGEMENT (PNTM) PRIVATE I	N/A	N/A	$0.00	N/A	N/A	N/A	N/A	N/A	N/A	N/A	N/A	N/A	N/A	N/A	N/A	N/A	N/A	N/A	N/A	N/A	N/A	N/A	N/A	N/A	N/A	N/A	N/A	N/A	N/A	N/A	N/A	N/A	Refer to Legacy Plans attachment for terms and conditions	yes
85460	4G LTE PRIVATE NETWORK TRAFFIC MANAGEMENT (PNTM) PRIVATE I	N/A	N/A	$0.00	N/A	N/A	N/A	N/A	N/A	N/A	N/A	N/A	N/A	N/A	N/A	N/A	N/A	N/A	N/A	N/A	N/A	N/A	N/A	N/A	N/A	N/A	N/A	N/A	N/A	N/A	N/A	N/A	N/A	Refer to Legacy Plans attachment for terms and conditions	yes
86024	ZIPIT NOW MESSAGING SOLUTION	$15.00	0%	$15.00	N/A	N/A	N/A	N/A	N/A	N/A	N/A	N/A	N/A	MB	35MB	N/A	N/A	MB	$0.10 MB	N/A	N/A	N/A	N/A	N/A	N/A	N/A	N/A	N/A	N/A	N/A	N/A	N/A	N/A	Refer to Legacy Plans attachment for terms and conditions	yes
Verizon MDM	VERIZON MOBILE DEVICE MANAGEMENT (MDM) ENTERPRISE FIRMW/	N/A	N/A	$0.00	N/A	N/A	N/A	N/A	N/A	N/A	N/A	N/A	N/A	N/A	N/A	N/A	N/A	N/A	N/A	N/A	N/A	N/A	N/A	N/A	N/A	N/A	N/A	N/A	N/A	N/A	N/A	N/A	N/A	Refer to Legacy Plans attachment for terms and conditions	yes
Verizon MDM	VERIZON MOBILE DEVICE MANAGEMENT (MDM) DEVICE DIAGNOSTIC	N/A	N/A	$0.99	N/A	N/A	N/A	N/A	N/A	N/A	N/A	N/A	N/A	N/A	N/A	N/A	N/A	N/A	N/A	N/A	N/A	N/A	N/A	N/A	N/A	N/A	N/A	N/A	N/A	N/A	N/A	N/A	N/A	Refer to Legacy Plans attachment for terms and conditions	yes
Verizon MDM	VERIZON MOBILE DEVICE MANAGEMENT (MDM) BROADBAND HOTSP	N/A	N/A	$1.49	N/A	N/A	N/A	N/A	N/A	N/A	N/A	N/A	N/A	N/A	N/A	N/A	N/A	N/A	N/A	N/A	N/A	N/A	N/A	N/A	N/A	N/A	N/A	N/A	N/A	N/A	N/A	N/A	N/A	Refer to Legacy Plans attachment for terms and conditions	yes
Verizon MDM	VERIZON MOBILE DEVICE MANAGEMENT (MDM) UNIFIED ENDPOINT I	N/A	N/A	$1.00	N/A	N/A	N/A	N/A	N/A	N/A	N/A	N/A	N/A	N/A	N/A	N/A	N/A	N/A	N/A	N/A	N/A	N/A	N/A	N/A	N/A	N/A	N/A	N/A	N/A	N/A	N/A	N/A	N/A	Refer to Legacy Plans attachment for terms and conditions	yes
19/594853/59	PUSH TO TALK LICENSE (PTT+) Tablet/Inter-carrier/3rd Party Web (HTI	N/A	N/A	$3.75	N/A	N/A	N/A	N/A	N/A	N/A	N/A	N/A	N/A	N/A	N/A	N/A	N/A	N/A	N/A	N/A	N/A	N/A	N/A	N/A	N/A	N/A	N/A	N/A	N/A	N/A	N/A	N/A	N/A	Refer to Legacy Plans attachment for terms and conditions	yes
590918	PUSH TO TALK LICENSE (PTT+) Dispatch (License) Windows PC with PT	N/A	N/A	$22.50	N/A	N/A	N/A	N/A	N/A	N/A	N/A	N/A	N/A	N/A	N/A	N/A	N/A	N/A	N/A	N/A	N/A	N/A	N/A	N/A	N/A	N/A	N/A	N/A	N/A	N/A	N/A	N/A	N/A	Refer to Legacy Plans attachment for terms and conditions	yes
590921	LAND MOBILE RADIO (LMR) FOR PTT+ : LMR Channel per account	N/A	N/A	$0.00	N/A	N/A	N/A	N/A	N/A	N/A	N/A	N/A	N/A	N/A	N/A	N/A	N/A	N/A	N/A	N/A	N/A	N/A	N/A	N/A	N/A	N/A	N/A	N/A	N/A	N/A	N/A	N/A	N/A	Refer to Legacy Plans attachment for terms and conditions	yes
85280	LAND MOBILE RADIO (LMR) FOR PTT+ : LMR feature ONLY -Basic/Smai	N/A	N/A	$4.50	N/A	N/A	N/A	N/A	N/A	N/A	N/A	N/A	N/A	N/A	N/A	N/A	N/A	N/A	N/A	N/A	N/A	N/A	N/A	N/A	N/A	N/A	N/A	N/A	N/A	N/A	N/A	N/A	N/A	Refer to Legacy Plans attachment for terms and conditions	yes
52/600954/60	LAND MOBILE RADIO (LMR) FOR PTT+ : LMR License bundled with PTT	N/A	N/A	$8.25	N/A	N/A	N/A	N/A	N/A	N/A	N/A	N/A	N/A	N/A	N/A	N/A	N/A	N/A	N/A	N/A	N/A	N/A	N/A	N/A	N/A	N/A	N/A	N/A	N/A	N/A	N/A	N/A	N/A	Refer to Legacy Plans attachment for terms and conditions	yes
615952	LAND MOBILE RADIO (LMR) FOR PTT+ : LMR License bundled with PTT	N/A	N/A	$27.00	N/A	N/A	N/A	N/A	N/A	N/A	N/A	N/A	N/A	N/A	N/A	N/A	N/A	N/A	N/A	N/A	N/A	N/A	N/A	N/A	N/A	N/A	N/A	N/A	N/A	N/A	N/A	N/A	N/A	Refer to Legacy Plans attachment for terms and conditions	yes
re Silver Per D	MobileIron Core (on-premise) EMM Silver Bundle per Device	N/A	N/A	$3.00	N/A	N/A	N/A	N/A	N/A	N/A	N/A	N/A	N/A	N/A	N/A	N/A	N/A	N/A	N/A	N/A	N/A	N/A	N/A	N/A	N/A	N/A	N/A	N/A	N/A	N/A	N/A	N/A	N/A	Refer to Legacy Plans attachment for terms and conditions	yes
ore Silver Per U	MobileIron Core (on-premise) EMM Silver Bundle per User	N/A	N/A	$4.50	N/A	N/A	N/A	N/A	N/A	N/A	N/A	N/A	N/A	N/A	N/A	N/A	N/A	N/A	N/A	N/A	N/A	N/A	N/A	N/A	N/A	N/A	N/A	N/A	N/A	N/A	N/A	N/A	N/A	Refer to Legacy Plans attachment for terms and conditions	yes
re Gold Per De	MobileIron Core (on-premise) EMM Gold Bundle per Device	N/A	N/A	$4.50	N/A	N/A	N/A	N/A	N/A	N/A	N/A	N/A	N/A	N/A	N/A	N/A	N/A	N/A	N/A	N/A	N/A	N/A	N/A	N/A	N/A	N/A	N/A	N/A	N/A	N/A	N/A	N/A	N/A	Refer to Legacy Plans attachment for terms and conditions	yes
ore Gold Per U	MobileIron Core (on-premise) EMM Gold Bundle per User	N/A	N/A	$6.75	N/A	N/A	N/A	N/A	N/A	N/A	N/A	N/A	N/A	N/A	N/A	N/A	N/A	N/A	N/A	N/A	N/A	N/A	N/A	N/A	N/A	N/A	N/A	N/A	N/A	N/A	N/A	N/A	N/A	Refer to Legacy Plans attachment for terms and conditions	yes
Platinum Per	MobileIron Core (on-premise) EMM Platinum Bundle per Device	N/A	N/A	$5.63	N/A	N/A	N/A	N/A	N/A	N/A	N/A	N/A	N/A	N/A	N/A	N/A	N/A	N/A	N/A	N/A	N/A	N/A	N/A	N/A	N/A	N/A	N/A	N/A	N/A	N/A	N/A	N/A	N/A	Refer to Legacy Plans attachment for terms and conditions	yes
e Platinum Pe	MobileIron Core (on-premise) EMM Platinum Bundle per Use	N/A	N/A	$8.63	N/A	N/A	N/A	N/A	N/A	N/A	N/A	N/A	N/A	N/A	N/A	N/A	N/A	N/A	N/A	N/A	N/A	N/A	N/A	N/A	N/A	N/A	N/A	N/A	N/A	N/A	N/A	N/A	N/A	Refer to Legacy Plans attachment for terms and conditions	yes
er Per Device P	MobileIron Core (on-premise) EMM Silver per Device Perpetual	N/A	N/A	N/A	$56.25	MobileIron Core (on-premise)	N/A	N/A	N/A	N/A	N/A	N/A	N/A	N/A	N/A	N/A	N/A	N/A	N/A	N/A	N/A	N/A	N/A	N/A	N/A	N/A	N/A	N/A	N/A	N/A	N/A	N/A	N/A	Refer to Legacy Plans attachment for terms and conditions	yes
Per User Perp	MobileIron Core (on-premise) EMM Silver	N/A	N/A	N/A	$82.50	MobileIron Core (on-premise)	N/A	N/A	N/A	N/A	N/A	N/A	N/A	N/A	N/A	N/A	N/A	N/A	N/A	N/A	N/A	N/A	N/A	N/A	N/A	N/A	N/A	N/A	N/A	N/A	N/A	N/A	N/A	Refer to Legacy Plans attachment for terms and conditions	yes
Core Silver Per	Maintenance Support for MobileIron Core (on-premise) EMM Silver	N/A	N/A	$0.94	N/A	N/A	N/A	N/A	N/A	N/A	N/A	N/A	N/A	N/A	N/A	N/A	N/A	N/A	N/A	N/A	N/A	N/A	N/A	N/A	N/A	N/A	N/A	N/A	N/A	N/A	N/A	N/A	N/A	Refer to Legacy Plans attachment for terms and conditions	yes
ICore Silver Pe	Maintenance Support MobileIron Core (on-premise) EMM Silver	N/A	N/A	$1.38	N/A	N/A	N/A	N/A	N/A	N/A	N/A	N/A	N/A	N/A	N/A	N/A	N/A	N/A	N/A	N/A	N/A	N/A	N/A	N/A	N/A	N/A	N/A	N/A	N/A	N/A	N/A	N/A	N/A	Refer to Legacy Plans attachment for terms and conditions	yes
er Device Perp	MobileIron Core (on-premise) EMM Gold per Device Perpetual	N/A	N/A	N/A	$82.50	MobileIron Core (on-premise) E	N/A	N/A	N/A	N/A	N/A	N/A	N/A	N/A	N/A	N/A	N/A	N/A	N/A	N/A	N/A	N/A	N/A	N/A	N/A	N/A	N/A	N/A	N/A	N/A	N/A	N/A	N/A	Refer to Legacy Plans attachment for terms and conditions	yes
Per User Perp	MobileIron Core (on-premise) EMM Gold per User Perpetual License	N/A	N/A	N/A	$123.75	MobileIron Core (on-premise)	N/A	N/A	N/A	N/A	N/A	N/A	N/A	N/A	N/A	N/A	N/A	N/A	N/A	N/A	N/A	N/A	N/A	N/A	N/A	N/A	N/A	N/A	N/A	N/A	N/A	N/A	N/A	Refer to Legacy Plans attachment for terms and conditions	yes
Core Gold Per	Maintenance Support MobileIron Core (on-premise) EMM Gold	N/A	N/A	$1.38	N/A	N/A	N/A	N/A	N/A	N/A	N/A	N/A	N/A	N/A	N/A	N/A	N/A	N/A	N/A	N/A	N/A	N/A	N/A	N/A	N/A	N/A	N/A	N/A	N/A	N/A	N/A	N/A	N/A	Refer to Legacy Plans attachment for terms and conditions	yes
ICore Gold Pe		N/A	N/A	$2.06	N/A	N/A	N/A	N/A	N/A	N/A	N/A	N/A	N/A	N/A	N/A	N/A	N/A	N/A	N/A	N/A	N/A	N/A	N/A	N/A	N/A	N/A	N/A	N/A	N/A	N/A	N/A	N/A	N/A	Refer to Legacy Plans attachment for terms and conditions	yes
n Per Device P	License	N/A	N/A	N/A	$105.00	MobileIron Core (on-premise) E	N/A	N/A	N/A	N/A	N/A	N/A	N/A	N/A	N/A	N/A	N/A	N/A	N/A	N/A	N/A	N/A	N/A	N/A	N/A	N/A	N/A	N/A	N/A	N/A	N/A	N/A	N/A	Refer to Legacy Plans attachment for terms and conditions	yes
ore Platinum P		N/A	N/A	$1.75	N/A	N/A	N/A	N/A	N/A	N/A	N/A	N/A	N/A	N/A	N/A	N/A	N/A	N/A	N/A	N/A	N/A	N/A	N/A	N/A	N/A	N/A	N/A	N/A	N/A	N/A	N/A	N/A	N/A	Refer to Legacy Plans attachment for terms and conditions	yes
Core Platinum		N/A	N/A	$2.63	N/A	N/A	N/A	N/A	N/A	N/A	N/A	N/A	N/A	N/A	N/A	N/A	N/A	N/A	N/A	N/A	N/A	N/A	N/A	N/A	N/A	N/A	N/A	N/A	N/A	N/A	N/A	N/A	N/A	Refer to Legacy Plans attachment for terms and conditions	yes
MI-PS-DEPLOY1	MICore Silver Installation	N/A	N/A	N/A	$3,000.00	Professional Services On-Premis	N/A	N/A	N/A	N/A	N/A	N/A	N/A	N/A	N/A	N/A	N/A	N/A	N/A	N/A	N/A	N/A	N/A	N/A	N/A	N/A	N/A	N/A	N/A	N/A	N/A	N/A	N/A	Refer to Legacy Plans attachment for terms and conditions	yes
MI-PS-DEPLOY2	MICore Gold Installation	N/A	N/A	N/A	$6,000.00	Professional Services On-Premis	N/A	N/A	N/A	N/A	N/A	N/A	N/A	N/A	N/A	N/A	N/A	N/A	N/A	N/A	N/A	N/A	N/A	N/A	N/A	N/A	N/A	N/A	N/A	N/A	N/A	N/A	N/A	Refer to Legacy Plans attachment for terms and conditions	yes
MI-PS-DEPLOY3	MICore Platinum Installation	N/A	N/A	N/A	$8,000.00	Professional Services On-Premis	N/A	N/A	N/A	N/A	N/A	N/A	N/A	N/A	N/A	N/A	N/A	N/A	N/A	N/A	N/A	N/A	N/A	N/A	N/A	N/A	N/A	N/A	N/A	N/A	N/A	N/A	N/A	Refer to Legacy Plans attachment for terms and conditions	yes
ud Silver Per D	MobileIron Cloud EMM Silver Bundle per Device	N/A	N/A	$3.00	N/A	N/A	N/A	N/A	N/A	N/A	N/A	N/A	N/A	N/A	N/A	N/A	N/A	N/A	N/A	N/A	N/A	N/A	N/A	N/A	N/A	N/A	N/A	N/A	N/A	N/A	N/A	N/A	N/A	Refer to Legacy Plans attachment for terms and conditions	yes
oud Silver Per	MobileIron Cloud EMM Silver Bundle per User	N/A	N/A	$4.50	N/A	N/A	N/A	N/A	N/A	N/A	N/A	N/A	N/A	N/A	N/A	N/A	N/A	N/A	N/A	N/A	N/A	N/A	N/A	N/A	N/A	N/A	N/A	N/A	N/A	N/A	N/A	N/A	N/A	Refer to Legacy Plans attachment for terms and conditions	yes
ud Gold Per De	MobileIron Cloud EMM Gold Bundle per Device	N/A	N/A	$4.50	N/A	N/A	N/A	N/A	N/A	N/A	N/A	N/A	N/A	N/A	N/A	N/A	N/A	N/A	N/A	N/A	N/A	N/A	N/A	N/A	N/A	N/A	N/A	N/A	N/A	N/A	N/A	N/A	N/A	Refer to Legacy Plans attachment for terms and conditions	yes
loud Gold Per	MobileIron Cloud EMM Gold Bundle per User	N/A	N/A	$6.75	N/A	N/A	N/A	N/A	N/A	N/A	N/A	N/A	N/A	N/A	N/A	N/A	N/A	N/A	N/A	N/A	N/A	N/A	N/A	N/A	N/A	N/A	N/A	N/A	N/A	N/A	N/A	N/A	N/A	Refer to Legacy Plans attachment for terms and conditions	yes
d Platinum Per	MobileIron Cloud EMM Platinum Bundle per Device	N/A	N/A	$5.63	N/A	N/A	N/A	N/A	N/A	N/A	N/A	N/A	N/A	N/A	N/A	N/A	N/A	N/A	N/A	N/A	N/A	N/A	N/A	N/A	N/A	N/A	N/A	N/A	N/A	N/A	N/A	N/A	N/A	Refer to Legacy Plans attachment for terms and conditions	yes
ud Platinum Pe	MobileIron Cloud EMM Platinum Bundle per User	N/A	N/A	$8.63	N/A	N/A	N/A	N/A	N/A	N/A	N/A	N/A	N/A	N/A	N/A	N/A	N/A	N/A	N/A	N/A	N/A	N/A	N/A	N/A	N/A	N/A	N/A	N/A	N/A	N/A	N/A	N/A	N/A	Refer to Legacy Plans attachment for terms and conditions	yes
-DEPLOY1-MIC	MICloud Silver Installation	N/A	N/A	N/A	$1,500.00	Professional Services Cloud Inst	N/A	N/A	N/A	N/A	N/A	N/A	N/A	N/A	N/A	N/A	N/A	N/A	N/A	N/A	N/A	N/A	N/A	N/A	N/A	N/A	N/A	N/A	N/A	N/A	N/A	N/A	N/A	Refer to Legacy Plans attachment for terms and conditions	yes
-DEPLOY2-MIC	MICloud Gold Installation	N/A	N/A	N/A	$3,000.00	Professional Services Cloud Inst	N/A	N/A	N/A	N/A	N/A	N/A	N/A	N/A	N/A	N/A	N/A	N/A	N/A	N/A	N/A	N/A	N/A	N/A	N/A	N/A	N/A	N/A	N/A	N/A	N/A	N/A	N/A	Refer to Legacy Plans attachment for terms and conditions	yes
-DEPLOY3-MIC	MICloud Platinum Installation	N/A	N/A	N/A	$4,000.00	Professional Services Cloud Inst	N/A	N/A	N/A	N/A	N/A	N/A	N/A	N/A	N/A	N/A	N/A	N/A	N/A	N/A	N/A	N/A	N/A	N/A	N/A	N/A	N/A	N/A	N/A	N/A	N/A	N/A	N/A	Refer to Legacy Plans attachment for terms and conditions	yes
Canvas	Canvas Startup	N/A	N/A	$15.00	N/A	N/A	N/A	N/A	N/A	N/A	N/A	N/A	N/A	N/A	N/A	N/A	N/A	N/A	N/A	N/A	N/A	N/A	N/A	N/A	N/A	N/A	N/A	N/A	N/A	N/A	N/A	N/A	N/A	Refer to Legacy Plans attachment for terms and conditions	yes
Canvas	Canvas Business	N/A	N/A	$25.00	N/A	N/A	N/A	N/A	N/A	N/A	N/A	N/A	N/A	N/A	N/A	N/A	N/A	N/A	N/A	N/A	N/A	N/A	N/A	N/A	N/A	N/A	N/A	N/A	N/A	N/A	N/A	N/A	N/A	Refer to Legacy Plans attachment for terms and conditions	yes
Canvas	Canvas Professional	N/A	N/A	$35.00	N/A	N/A	N/A	N/A	N/A	N/A	N/A	N/A	N/A	N/A	N/A	N/A	N/A	N/A	N/A	N/A	N/A	N/A	N/A	N/A	N/A	N/A	N/A	N/A	N/A	N/A	N/A	N/A	N/A	Refer to Legacy Plans attachment for terms and conditions	yes
D1P3GLL	IBM MaaS Enterprise Mobility Management (EMM)-EMM Essentials S	N/A	N/A	$2.25	N/A	N/A	N/A	N/A	N/A	N/A	N/A	N/A	N/A	N/A	N/A	N/A	N/A	N/A	N/A	N/A	N/A	N/A	N/A	N/A	N/A	N/A	N/A	N/A	N/A	N/A	N/A	N/A	N/A	Refer to Legacy Plans attachment for terms and conditions	yes
D1P3ILL	IBM MaaS Enterprise Mobility Management (EMM)-EMM Essentials S	N/A	N/A	$4.50	N/A	N/A	N/A	N/A	N/A	N/A	N/A	N/A	N/A	N/A	N/A	N/A	N/A	N/A	N/A	N/A	N/A	N/A	N/A	N/A	N/A	N/A	N/A	N/A	N/A	N/A	N/A	N/A	N/A	Refer to Legacy Plans attachment for terms and conditions	yes
D1P3LLL	IBM MaaS Enterprise Mobility Management (EMM)-EMM Deluxe Suite	N/A	N/A	$3.75	N/A	N/A	N/A	N/A	N/A	N/A	N/A	N/A	N/A	N/A	N/A	N/A	N/A	N/A	N/A	N/A	N/A	N/A	N/A	N/A	N/A	N/A	N/A	N/A	N/A	N/A	N/A	N/A	N/A	Refer to Legacy Plans attachment for terms and conditions	yes
D1P3NLL	IBM MaaS Enterprise Mobility Management (EMM)-EMM Deluxe Suite	N/A	N/A	$7.50	N/A	N/A	N/A	N/A	N/A	N/A	N/A	N/A	N/A	N/A	N/A	N/A	N/A	N/A	N/A	N/A	N/A	N/A	N/A	N/A	N/A	N/A	N/A	N/A	N/A	N/A	N/A	N/A	N/A	Refer to Legacy Plans attachment for terms and conditions	yes
D1P3RLL	IBM MaaS Enterprise Mobility Management (EMM)-EMM Premier Sui	N/A	N/A	$4.69	N/A	N/A	N/A	N/A	N/A	N/A	N/A	N/A	N/A	N/A	N/A	N/A	N/A	N/A	N/A	N/A	N/A	N/A	N/A	N/A	N/A	N/A	N/A	N/A	N/A	N/A	N/A	N/A	N/A	Refer to Legacy Plans attachment for terms and conditions	yes
D1P3TLL	IBM MaaS Enterprise Mobility Management (EMM)-EMM Premier Sui	N/A	N/A	$9.38	N/A	N/A	N/A	N/A	N/A	N/A	N/A	N/A	N/A	N/A	N/A	N/A	N/A	N/A	N/A	N/A	N/A	N/A	N/A	N/A	N/A	N/A	N/A	N/A	N/A	N/A	N/A	N/A	N/A	Refer to Legacy Plans attachment for terms and conditions	yes
D1P3WLL	IBM MaaS Enterprise Mobility Management (EMM)-EMM Enterprise S	N/A	N/A	$6.75	N/A	N/A	N/A	N/A	N/A	N/A	N/A	N/A	N/A	N/A	N/A	N/A	N/A	N/A	N/A	N/A	N/A	N/A	N/A	N/A	N/A	N/A	N/A	N/A	N/A	N/A	N/A	N/A	N/A	Refer to Legacy Plans attachment for terms and conditions	yes
D1P3YLL	IBM MaaS Enterprise Mobility Management (EMM)-EMM Enterprise S	N/A	N/A	$13.50	N/A	N/A	N/A	N/A	N/A	N/A	N/A	N/A	N/A	N/A	N/A	N/A	N/A	N/A	N/A	N/A	N/A	N/A	N/A	N/A	N/A	N/A	N/A	N/A	N/A	N/A	N/A	N/A	N/A	Refer to Legacy Plans attachment for terms and conditions	yes
D1AM8LL	IBM MaaS Enterprise Mobility Management (EMM)-Laptop Location	N/A	N/A	$0.38	N/A	N/A	N/A	N/A	N/A	N/A	N/A	N/A	N/A	N/A	N/A	N/A	N/A	N/A	N/A	N/A	N/A	N/A	N/A	N/A	N/A	N/A	N/A	N/A	N/A	N/A	N/A	N/A	N/A	Refer to Legacy Plans attachment for terms and conditions	yes
emium EMM -	Samsung Knox Premium Monthly	N/A	N/A	$0.75	N/A	N/A	N/A	N/A	N/A	N/A	N/A	N/A	N/A	N/A	N/A	N/A	N/A	N/A	N/A	N/A	N/A	N/A	N/A	N/A	N/A	N/A	N/A	N/A	N/A	N/A	N/A	N/A	N/A	Refer to Legacy Plans attachment for terms and conditions	yes
remium EMM -	Samsung Knox Premium 1 Year Term Paid in Advance	N/A	N/A	N/A	$9.00	Samsung Knox Premium 1 Year	N/A	N/A	N/A	N/A	N/A	N/A	N/A	N/A	N/A	N/A	N/A	N/A	N/A	N/A	N/A	N/A	N/A	N/A	N/A	N/A	N/A	N/A	N/A	N/A	N/A	N/A	N/A	Refer to Legacy Plans attachment for terms and conditions	yes
Workspace - M	Samsung Knox Workspace Monthly	N/A	N/A	$2.70	N/A	N/A	N/A	N/A	N/A	N/A	N/A	N/A	N/A	N/A	N/A	N/A	N/A	N/A	N/A	N/A	N/A	N/A	N/A	N/A	N/A	N/A	N/A	N/A	N/A	N/A	N/A	N/A	N/A	Refer to Legacy Plans attachment for terms and conditions	yes
Workspace - 1	Samsung Knox Workspace 1 Year Term	N/A	N/A	N/A	$32.40	Samsung Knox Workspace 1 Ye	N/A	N/A	N/A	N/A	N/A	N/A	N/A	N/A	N/A	N/A	N/A	N/A	N/A	N/A	N/A	N/A	N/A	N/A	N/A	N/A	N/A	N/A	N/A	N/A	N/A	N/A	N/A	Refer to Legacy Plans attachment for terms and conditions	yes
Workspace - 2	Samsung Knox Workspace 2 Year Term	N/A	N/A	N/A	$64.80	Samsung Knox Workspace 2 Ye	N/A	N/A	N/A	N/A	N/A	N/A	N/A	N/A	N/A	N/A	N/A	N/A	N/A	N/A	N/A	N/A	N/A	N/A	N/A	N/A	N/A	N/A	N/A	N/A	N/A	N/A	N/A	Refer to Legacy Plans attachment for terms and conditions	yes
N/A	Samsung Knox Customization	N/A	N/A	N/A	$3.00/per licen	Samsung Knox Customization	N/A	N/A	N/A	N/A	N/A	N/A	N/A	N/A	N/A	N/A	N/A	N/A	N/A	N/A	N/A	N/A	N/A	N/A	N/A	N/A	N/A	N/A	N/A	N/A	N/A	N/A	N/A	Refer to Legacy Plans attachment for terms and conditions	yes
93074/82297	VERIZON AUTO SHARE (IN-VEHICLE PLANS)	N/A	N/A	$25.00	N/A	N/A	N/A	N/A	N/A	$0.25	$0.25	$0.25	N/A	MB	20MB	N/A	Yes	GB	$10.00 per GB	3G/4G	20	N/A	No	$0.20 per mes	N/A	N/A	N/A	N/A	N/A	N/A	N/A	N/A	N/A	Refer to Legacy Plans attachment for terms and conditions	yes
J - ACT233LVW	Custom Verizon Auto Share Components-Delphi Onboard Device (OBD	N/A	N/A	N/A	$199.00	Delphi Onboard Device (OBD)	N/A	N/A	N/A	N/A	N/A	N/A	N/A	N/A	N/A	N/A	N/A	N/A	N/A	N/A	N/A	N/A	N/A	N/A	N/A	N/A	N/A	N/A	N/A	N/A	N/A	N/A	N/A	Refer to Legacy Plans attachment for terms and conditions	yes
KU – VZN-SECK	Custom Verizon Auto Share Components-Verizon Auto Share Security	N/A	N/A	N/A	$199.97	Verizon Auto Share Security Kit2	N/A	N/A	N/A	N/A	N/A	N/A	N/A	N/A	N/A	N/A	N/A	N/A	N/A	N/A	N/A	N/A	N/A	N/A	N/A	N/A	N/A	N/A	N/A	N/A	N/A	N/A	N/A	Refer to Legacy Plans attachment for terms and conditions	yes
INT_ACT_PKG	INTREPID ACTIVATE PACKAGE ANNUAL SUBSCRIPTION	N/A	N/A	N/A	$27.00/yr	N/A	N/A	N/A	N/A	N/A	N/A	N/A	N/A	N/A	N/A	N/A	N/A	N/A	N/A	N/A	N/A	N/A	N/A	N/A	N/A	N/A	N/A	N/A	N/A	N/A	N/A	N/A	N/A	Refer to Legacy Plans attachment for terms and conditions	yes
T_RESP_ACT_P	INTREPID RESPONSE PACKAGE & INTREPID ACTIVATE PACKAGE ANNU	N/A	N/A	N/A	$103.50/yr	N/A	N/A	N/A	N/A	N/A	N/A	N/A	N/A	N/A	N/A	N/A	N/A	N/A	N/A	N/A	N/A	N/A	N/A	N/A	N/A	N/A	N/A	N/A	N/A	N/A	N/A	N/A	N/A	Refer to Legacy Plans attachment for terms and conditions	yes
INT_EXT_GPS	ADDITIONAL EXTERNAL GPS ASSET ANNUAL SUBSCRIPTION	N/A	N/A	N/A	$90.00/yr	N/A	N/A	N/A	N/A	N/A	N/A	N/A	N/A	N/A	N/A	N/A	N/A	N/A	N/A	N/A	N/A	N/A	N/A	N/A	N/A	N/A	N/A	N/A	N/A	N/A	N/A	N/A	N/A	Refer to Legacy Plans attachment for terms and conditions	yes
NT_RESP+_PK(	INTREPID RESPONSE 'PLUS' PACKAGE ANNUAL SUBSCRIPTION	N/A	N/A	N/A	$180.00/yr	N/A	N/A	N/A	N/A	N/A	N/A	N/A	N/A	N/A	N/A	N/A	N/A	N/A	N/A	N/A	N/A	N/A	N/A	N/A	N/A	N/A	N/A	N/A	N/A	N/A	N/A	N/A	N/A	Refer to Legacy Plans attachment for terms and conditions	yes
VZ_PTT_PLUS	VERIZON PTT+/KODIAK INTEGRATION YEAR SUBSCRIPTION	N/A	N/A	N/A	$12.00/yr	N/A	N/A	N/A	N/A	N/A	N/A	N/A	N/A	N/A	N/A	N/A	N/A	N/A	N/A	N/A	N/A	N/A	N/A	N/A	N/A	N/A	N/A	N/A	N/A	N/A	N/A	N/A	N/A	Refer to Legacy Plans attachment for terms and conditions	yes
HAT_INTEGRA	ES-CHAT PTT INTEGRATION YEAR SUBSCRIPTION	N/A	N/A	N/A	$72.00/yr	N/A	N/A	N/A	N/A	N/A	N/A	N/A	N/A	N/A	N/A	N/A	N/A	N/A	N/A	N/A	N/A	N/A	N/A	N/A	N/A	N/A	N/A	N/A	N/A	N/A	N/A	N/A	N/A	Refer to Legacy Plans attachment for terms and conditions	yes
N_PREM_SETU	ON-PREMISES SETUP FEE ONE TIME AND ONE YEAR SUPPORT	N/A	N/A	N/A	0 One-time fee	ON-PREMISES SETUP FEE ONE T	N/A	N/A	N/A	N/A	N/A	N/A	N/A	N/A	N/A	N/A	N/A	N/A	N/A	N/A	N/A	N/A	N/A	N/A	N/A	N/A	N/A	N/A	N/A	N/A	N/A	N/A	N/A	Refer to Legacy Plans attachment for terms and conditions	yes
_PREM_SUPP(	ON-PREMISES MAINTENANCE AND ONGOING SUPPORT ANNUAL FEE	N/A	N/A	N/A	$10,000/yr	ON-PREMISES MAINTENANCE A	N/A	N/A	N/A	N/A	N/A	N/A	N/A	N/A	N/A	N/A	N/A	N/A	N/A	N/A	N/A	N/A	N/A	N/A	N/A	N/A	N/A	N/A	N/A	N/A	N/A	N/A	N/A	Refer to Legacy Plans attachment for terms and conditions	yes
NING_AT_INTR	1 TRAINING DAY AT INTREPID FACILITY	N/A	N/A	N/A	$1,000/day	1 TRAINING DAY AT INTREPID FA	N/A	N/A	N/A	N/A	N/A	N/A	N/A	N/A	N/A	N/A	N/A	N/A	N/A	N/A	N/A	N/A	N/A	N/A	N/A	N/A	N/A	N/A	N/A	N/A	N/A	N/A	N/A	Refer to Legacy Plans attachment for terms and conditions	yes
AINING_AT_CU	1 TRAINING DAY AT CUSTOMER'S SITE	N/A	N/A	N/A	$2,500/day	1 TRAINING DAY AT CUSTOMER	N/A	N/A	N/A	N/A	N/A	N/A	N/A	N/A	N/A	N/A	N/A	N/A	N/A	N/A	N/A	N/A	N/A	N/A	N/A	N/A	N/A	N/A	N/A	N/A	N/A	N/A	N/A	Refer to Legacy Plans attachment for terms and conditions	yes
NT_RESP_TRIA	INTREPID RESPONSE PACKAGE 30 DAY FREE TRIAL	N/A	N/A	$0.00	N/A	N/A	N/A	N/A	N/A	N/A	N/A	N/A	N/A	N/A	N/A	N/A	N/A	N/A	N/A	N/A	N/A	N/A	N/A	N/A	N/A	N/A	N/A	N/A	N/A	N/A	N/A	N/A	N/A	Refer to Legacy Plans attachment for terms and conditions	yes
INT_RESP_PKG	INTREPID RESPONSE PACKAGE ANNUAL SUBSCRIPTION	N/A	N/A	N/A	$90.00/yr	INTREPID RESPONSE PACKAGE A	N/A	N/A	N/A	N/A	N/A	N/A	N/A	N/A	N/A	N/A	N/A	N/A	N/A	N/A	N/A	N/A	N/A	N/A	N/A	N/A	N/A	N/A	N/A	N/A	N/A	N/A	N/A	Refer to Legacy Plans attachment for terms and conditions	yes
_RESP_ACT_TR	INTREPID ACTIVATE PACKAGE 30 DAY FREE TRIAL	N/A	N/A	$0.00	N/A	N/A	N/A	N/A	N/A	N/A	N/A	N/A	N/A	N/A	N/A	N/A	N/A	N/A	N/A	N/A	N/A	N/A	N/A	N/A	N/A	N/A	N/A	N/A	N/A	N/A	N/A	N/A	N/A	Refer to Legacy Plans attachment for terms and conditions	yes
IT_RESP+_TRIA	INTREPID RESPONSE PACKAGE & INTREPID ACTIVATE 30 DAY FREE TRI	N/A	N/A	$0.00	N/A	N/A	N/A	N/A	N/A	N/A	N/A	N/A	N/A	N/A	N/A	N/A	N/A	N/A	N/A	N/A	N/A	N/A	N/A	N/A	N/A	N/A	N/A	N/A	N/A	N/A	N/A	N/A	N/A	Refer to Legacy Plans attachment for terms and conditions	yes
IT_RESP+_TRIA	INTREPID RESPONSE+ 30 DAY FREE TRIAL	N/A	N/A	$0.00	N/A	N/A	N/A	N/A	N/A	N/A	N/A	N/A	N/A	N/A	N/A	N/A	N/A	N/A	N/A	N/A	N/A	N/A	N/A	N/A	N/A	N/A	N/A	N/A	N/A	N/A	N/A	N/A	N/A	Refer to Legacy Plans attachment for terms and conditions	yes
_PTT_PLUS_TR	VERIZON PTT+/KODIAK INTEGRATION 30 DAY FREE TRIAL	N/A	N/A	$0.00	N/A	N/A	N/A	N/A	N/A	N/A	N/A	N/A	N/A	N/A	N/A	N/A	N/A	N/A	N/A	N/A	N/A	N/A	N/A	N/A	N/A	N/A	N/A	N/A	N/A	N/A	N/A	N/A	N/A	Refer to Legacy Plans attachment for terms and conditions	yes
HAT_INTGR_T	ESCHAT PTT INTEGRATION 30 DAY FREE TRIAL	N/A	N/A	$0.00	N/A	N/A	N/A	N/A	N/A	N/A	N/A	N/A	N/A	N/A	N/A	N/A	N/A	N/A	N/A	N/A	N/A	N/A	N/A	N/A	N/A	N/A	N/A	N/A	N/A	N/A	N/A	N/A	N/A	Refer to Legacy Plans attachment for terms and conditions	yes
kfleet Service (	5200-GPS Only	N/A	N/A	N/A	$17.00	Service	N/A	N/A	N/A	N/A	N/A	N/A	N/A	N/A	N/A	N/A	N/A	N/A	N/A	N/A	N/A	N/A	N/A	N/A	N/A	N/A	N/A	N/A	N/A	N/A	N/A	N/A	N/A	Refer to Legacy Plans attachment for terms and conditions	yes
kfleet Service (	5500-Diagnostics + GPS	N/A	N/A	N/A	$19.00	Service	N/A	N/A	N/A	N/A	N/A	N/A	N/A	N/A	N/A	N/A	N/A	N/A	N/A	N/A	N/A	N/A	N/A	N/A	N/A	N/A	N/A	N/A	N/A	N/A	N/A	N/A	N/A	Refer to Legacy Plans attachment for terms and conditions	yes
kfleet Service (	H6100 Expressfleet	N/A	N/A	N/A	$13.86	Service	N/A	N/A	N/A	N/A	N/A	N/A	N/A	N/A	N/A	N/A	N/A	N/A	N/A	N/A	N/A	N/A	N/A	N/A	N/A	N/A	N/A	N/A	N/A	N/A	N/A	N/A	N/A	Refer to Legacy Plans attachment for terms and conditions	yes
kfleet Service (	AssetGuard BX Non-Powered Asset Tracking	N/A	N/A	N/A	$13.00	Service	N/A	N/A	N/A	N/A	N/A	N/A	N/A	N/A	N/A	N/A	N/A	N/A	N/A	N/A	N/A	N/A	N/A	N/A	N/A	N/A	N/A	N/A	N/A	N/A	N/A	N/A	N/A	Refer to Legacy Plans attachment for terms and conditions	yes
kfleet Service (	Connect	N/A	N/A	N/A	$2.95	Service	N/A	N/A	N/A	N/A	N/A	N/A	N/A	N/A	N/A	N/A	N/A	N/A	N/A	N/A	N/A	N/A	N/A	N/A	N/A	N/A	N/A	N/A	N/A	N/A	N/A	N/A	N/A	Refer to Legacy Plans attachment for terms and conditions	yes
kfleet Service (	Customizable Update Rates (“CUR”) 1 Minute	N/A	N/A	N/A	$0.00	Service	N/A	N/A	N/A	N/A	N/A	N/A	N/A	N/A	N/A	N/A	N/A	N/A	N/A	N/A	N/A	N/A	N/A	N/A	N/A	N/A	N/A	N/A	N/A	N/A	N/A	N/A	N/A	Refer to Legacy Plans attachment for terms and conditions	yes
kfleet Service (	Customizable Update Rates (“CUR”) 45 Seconds	N/A	N/A	N/A	$1.00	Service	N/A	N/A	N/A	N/A	N/A	N/A	N/A	N/A	N/A	N/A	N/A	N/A	N/A	N/A	N/A	N/A	N/A	N/A	N/A	N/A	N/A	N/A	N/A	N/A	N/A	N/A	N/A	Refer to Legacy Plans attachment for terms and conditions	yes
kfleet Service (	Customizable Update Rates (“CUR”) 30 Seconds	N/A	N/A	N/A	$2.00	Service	N/A	N/A	N/A	N/A	N/A	N/A	N/A	N/A	N/A	N/A	N/A	N/A	N/A	N/A	N/A	N/A	N/A	N/A	N/A	N/A	N/A	N/A	N/A	N/A	N/A	N/A	N/A	Refer to Legacy Plans attachment for terms and conditions	yes
kfleet Service (	Customizable Update Rates (“CUR”) 15 Seconds	N/A	N/A	N/A	$3.00	Service	N/A	N/A	N/A	N/A	N/A	N/A	N/A	N/A	N/A	N/A	N/A	N/A	N/A	N/A	N/A	N/A	N/A	N/A	N/A	N/A	N/A	N/A	N/A	N/A	N/A	N/A	N/A	Refer to Legacy Plans attachment for terms and conditions	yes
kfleet Service (	Satellite	N/A	N/A	N/A	$34.95	Service	N/A	N/A	N/A	N/A	N/A	N/A	N/A	N/A	N/A	N/A	N/A	N/A	N/A	N/A	N/A	N/A	N/A	N/A	N/A	N/A	N/A	N/A	N/A	N/A	N/A	N/A	N/A	Refer to Legacy Plans attachment for terms and conditions	yes
kfleet Service (	Data Services	N/A	N/A	N/A	$0.00	Service	N/A	N/A	N/A	N/A	N/A	N/A	N/A	N/A	N/A	N/A	N/A	N/A	N/A	N/A	N/A	N/A	N/A	N/A	N/A	N/A	N/A	N/A	N/A	N/A	N/A	N/A	N/A	Refer to Legacy Plans attachment for terms and conditions	yes
fleet Device/H	5200-GPS Only	N/A	N/A	N/A	$85.00	Hardware	N/A	N/A	N/A	N/A	N/A	N/A	N/A	N/A	N/A	N/A	N/A	N/A	N/A	N/A	N/A	N/A	N/A	N/A	N/A	N/A	N/A	N/A	N/A	N/A	N/A	N/A	N/A	Refer to Legacy Plans attachment for terms and conditions	yes
fleet Device/H	5500-Diagnostics + GPS	N/A	N/A	N/A	$85.00	Hardware	N/A	N/A	N/A	N/A	N/A	N/A	N/A	N/A	N/A	N/A	N/A	N/A	N/A	N/A	N/A	N/A	N/A	N/A	N/A	N/A	N/A	N/A	N/A	N/A	N/A	N/A	N/A	Refer to Legacy Plans attachment for terms and conditions	yes
fleet Device/H	1009N2VD-6100 Expressfleet	N/A	N/A	N/A	$55.00	Hardware	N/A	N/A	N/A	N/A	N/A	N/A	N/A	N/A	N/A	N/A	N/A	N/A	N/A	N/A	N/A	N/A	N/A	N/A	N/A	N/A	N/A	N/A	N/A	N/A	N/A	N/A	N/A	Refer to Legacy Plans attachment for terms and conditions	yes
fleet Device/H	AssetGuard BX Non-Powered Asset Tracking	N/A	N/A	N/A	$150.00	Hardware	N/A	N/A	N/A	N/A	N/A	N/A	N/A	N/A	N/A	N/A	N/A	N/A	N/A	N/A	N/A	N/A	N/A	N/A	N/A	N/A	N/A	N/A	N/A	N/A	N/A	N/A	N/A	Refer to Legacy Plans attachment for terms and conditions	yes
PARTS030	Reinstallation Kit	N/A	N/A	N/A	$3.00	Accessory	N/A	N/A	N/A	N/A	N/A	N/A	N/A	N/A	N/A	N/A	N/A	N/A	N/A	N/A	N/A	N/A	N/A	N/A	N/A	N/A	N/A	N/A	N/A	N/A	N/A	N/A	N/A	Refer to Legacy Plans attachment for terms and conditions	yes
PARTS031	Tamper Resistant Zip Ties (100 per pack)	N/A	N/A	N/A	$50.00	Accessory	N/A	N/A	N/A	N/A	N/A	N/A	N/A	N/A	N/A	N/A	N/A	N/A	N/A	N/A	N/A	N/A	N/A	N/A	N/A	N/A	N/A	N/A	N/A	N/A	N/A	N/A	N/A	Refer to Legacy Plans attachment for terms and conditions	yes
PARTS032	Combination Antenna A (standard)	N/A	N/A	N/A	$30.00	Accessory	N/A	N/A	N/A	N/A	N/A	N/A	N/A	N/A	N/A	N/A	N/A	N/A	N/A	N/A	N/A	N/A	N/A	N/A	N/A	N/A	N/A	N/A	N/A	N/A	N/A	N/A	N/A	Refer to Legacy Plans attachment for terms and conditions	yes
PARTS037	AT-1400 Replacement Battery	N/A	N/A	N/A	$45.00	Accessory	N/A	N/A	N/A	N/A	N/A	N/A	N/A	N/A	N/A	N/A	N/A	N/A	N/A	N/A	N/A	N/A	N/A	N/A	N/A	N/A	N/A	N/A	N/A	N/A	N/A	N/A	N/A	Refer to Legacy Plans attachment for terms and conditions	yes
PARTS039	AT-1400 Bracket	N/A	N/A	N/A	$20.00	Accessory	N/A	N/A	N/A	N/A	N/A	N/A	N/A	N/A	N/A	N/A	N/A	N/A	N/A	N/A	N/A	N/A	N/A	N/A	N/A	N/A	N/A	N/A	N/A	N/A	N/A	N/A	N/A	Refer to Legacy Plans attachment for terms and conditions	yes
PARTS040	Window-Mount GPS Antenna Module (5500/5200)	N/A	N/A	N/A	$35.00	Accessory	N/A	N/A	N/A	N/A	N/A	N/A	N/A	N/A	N/A	N/A	N/A	N/A	N/A	N/A	N/A	N/A	N/A	N/A	N/A	N/A	N/A	N/A	N/A	N/A	N/A	N/A	N/A	Refer to Legacy Plans attachment for terms and conditions	yes
PARTS041	Sensor Input Harness (5500/5200)	N/A	N/A	N/A	$10.00	Accessory	N/A	N/A	N/A	N/A	N/A	N/A	N/A	N/A	N/A	N/A	N/A	N/A	N/A	N/A	N/A	N/A	N/A	N/A	N/A	N/A	N/A	N/A	N/A	N/A	N/A	N/A	N/A	Refer to Legacy Plans attachment for terms and conditions	yes
PARTS042	OBD-II Adapter Kit only including Core Connector & 8 Adapters (5500/	N/A	N/A	N/A	$20.00	Accessory	N/A	N/A	N/A	N/A	N/A	N/A	N/A	N/A	N/A	N/A	N/A	N/A	N/A	N/A	N/A	N/A	N/A	N/A	N/A	N/A	N/A	N/A	N/A	N/A	N/A	N/A	N/A	Refer to Legacy Plans attachment for terms and conditions	yes
PARTS043	6-pin Heavy Duty Harness (5500/5200)	N/A	N/A	N/A	$35.00	Accessory	N/A	N/A	N/A	N/A	N/A	N/A	N/A	N/A	N/A	N/A	N/A	N/A	N/A	N/A	N/A	N/A	N/A	N/A	N/A	N/A	N/A	N/A	N/A	N/A	N/A	N/A	N/A	Refer to Legacy Plans attachment for terms and conditions	yes
PARTS044	9-pin Heavy Duty Harness with Square Flange (5500/5200)	N/A	N/A	N/A	$35.00	Accessory	N/A	N/A	N/A	N/A	N/A	N/A	N/A	N/A	N/A	N/A	N/A	N/A	N/A	N/A	N/A	N/A	N/A	N/A	N/A	N/A	N/A	N/A	N/A	N/A	N/A	N/A	N/A	Refer to Legacy Plans attachment for terms and conditions	yes
PARTS045	9-pin Heavy Duty Harness with “D” Mount (5500/5200)	N/A	N/A	N/A	$35.00	Accessory	N/A	N/A	N/A	N/A	N/A	N/A	N/A	N/A	N/A	N/A	N/A	N/A	N/A	N/A	N/A	N/A	N/A	N/A	N/A	N/A	N/A	N/A	N/A	N/A	N/A	N/A	N/A	Refer to Legacy Plans attachment for terms and conditions	yes
PARTS069	OBD Harness Extension	N/A	N/A	N/A	$10.00	Accessory	N/A	N/A	N/A	N/A	N/A	N/A	N/A	N/A	N/A	N/A	N/A	N/A	N/A	N/A	N/A	N/A	N/A	N/A	N/A	N/A	N/A	N/A	N/A	N/A	N/A	N/A	N/A	Refer to Legacy Plans attachment for terms and conditions	yes
PARTS070	16-Pin Heavy Duty Harness	N/A	N/A	N/A	$35.00	Accessory	N/A	N/A	N/A	N/A	N/A	N/A	N/A	N/A	N/A	N/A	N/A	N/A	N/A	N/A	N/A	N/A	N/A	N/A	N/A	N/A	N/A	N/A	N/A	N/A	N/A	N/A	N/A	Refer to Legacy Plans attachment for terms and conditions	yes
PARTS046	Universal Harness (5200)	N/A	N/A	N/A	$10.00	Accessory	N/A	N/A	N/A	N/A	N/A	N/A	N/A	N/A	N/A	N/A	N/A	N/A	N/A	N/A	N/A	N/A	N/A	N/A	N/A	N/A	N/A	N/A	N/A	N/A	N/A	N/A	N/A	Refer to Legacy Plans attachment for terms and conditions	yes
PARTS047	Light Duty Harness plus OBD-II Adapter Kit (5500/5200)	N/A	N/A	N/A	$35.00	Accessory	N/A	N/A	N/A	N/A	N/A	N/A	N/A	N/A	N/A	N/A	N/A	N/A	N/A	N/A	N/A	N/A	N/A	N/A	N/A	N/A	N/A	N/A	N/A	N/A	N/A	N/A	N/A	Refer to Legacy Plans attachment for terms and conditions	yes
PARTS090	Alternate Power/Ground Adapter (5200/5500)	N/A	N/A	N/A	$20.00	Accessory	N/A	N/A	N/A	N/A	N/A	N/A	N/A	N/A	N/A	N/A	N/A	N/A	N/A	N/A	N/A	N/A	N/A	N/A	N/A	N/A	N/A	N/A	N/A	N/A	N/A	N/A	N/A	Refer to Legacy Plans attachment for terms and conditions	yes
PARTS053	Garmin FMI 45 Cable with Traffic for Connect	N/A	N/A	N/A	$145.95	Accessory	N/A	N/A	N/A	N/A	N/A	N/A	N/A	N/A	N/A	N/A	N/A	N/A	N/A	N/A	N/A	N/A	N/A	N/A	N/A	N/A	N/A	N/A	N/A	N/A	N/A	N/A	N/A	Refer to Legacy Plans attachment for terms and conditions	yes
PARTS054	Garmin FMI Modified Cable	N/A	N/A	N/A	$55.00	Accessory	N/A	N/A	N/A	N/A	N/A	N/A	N/A	N/A	N/A	N/A	N/A	N/A	N/A	N/A	N/A	N/A	N/A	N/A	N/A	N/A	N/A	N/A	N/A	N/A	N/A	N/A	N/A	Refer to Legacy Plans attachment for terms and conditions	yes
PARTS057	Pelican Micro Case for 5200 w/ 15’ Universal Harness	N/A	N/A	N/A	$74.95	Accessory	N/A	N/A	N/A	N/A	N/A	N/A	N/A	N/A	N/A	N/A	N/A	N/A	N/A	N/A	N/A	N/A	N/A	N/A	N/A	N/A	N/A	N/A	N/A	N/A	N/A	N/A	N/A	Refer to Legacy Plans attachment for terms and conditions	yes
A-PEM001	PEM Port Expansion Module	N/A	N/A	N/A	$140.00	Accessory	N/A	N/A	N/A	N/A	N/A	N/A	N/A	N/A	N/A	N/A	N/A	N/A	N/A	N/A	N/A	N/A	N/A	N/A	N/A	N/A	N/A	N/A	N/A	N/A	N/A	N/A	N/A	Refer to Legacy Plans attachment for terms and conditions	yes
PARTS059	Quick Install Harness	N/A	N/A	N/A	$10.00	Accessory	N/A	N/A	N/A	N/A	N/A	N/A	N/A	N/A	N/A	N/A	N/A	N/A	N/A	N/A	N/A	N/A	N/A	N/A	N/A	N/A	N/A	N/A	N/A	N/A	N/A	N/A	N/A	Refer to Legacy Plans attachment for terms and conditions	yes
A-SAT001	Satellite Modem	N/A	N/A	N/A	$550.00	Accessory	N/A	N/A	N/A	N/A	N/A	N/A	N/A	N/A	N/A	N/A	N/A	N/A	N/A	N/A	N/A	N/A	N/A	N/A	N/A	N/A	N/A	N/A	N/A	N/A	N/A	N/A	N/A	Refer to Legacy Plans attachment for terms and conditions	yes
PARTSS063	Satellite Antenna	N/A	N/A	N/A	$50.00	Accessory	N/A	N/A	N/A	N/A	N/A	N/A	N/A	N/A	N/A	N/A	N/A	N/A	N/A	N/A	N/A	N/A	N/A	N/A	N/A	N/A	N/A	N/A	N/A	N/A	N/A	N/A	N/A	Refer to Legacy Plans attachment for terms and conditions	yes
PARTSS064	Satellite Harness	N/A	N/A	N/A	$50.00	Accessory	N/A	N/A	N/A	N/A	N/A	N/A	N/A	N/A	N/A	N/A	N/A	N/A	N/A	N/A	N/A	N/A	N/A	N/A	N/A	N/A	N/A	N/A	N/A	N/A	N/A	N/A	N/A	Refer to Legacy Plans attachment for terms and conditions	yes
KIT-SAT	Satellite Kit (includes one modem, antenna & harness)	N/A	N/A	N/A	$650.00	Accessory	N/A	N/A	N/A	N/A	N/A	N/A	N/A	N/A	N/A	N/A	N/A	N/A	N/A	N/A	N/A	N/A	N/A	N/A	N/A	N/A	N/A	N/A	N/A	N/A	N/A	N/A	N/A	Refer to Legacy Plans attachment for terms and conditions	yes
PARTS065	Asset Guard BX Replacement Batter (1)	N/A	N/A	N/A	$75.00	Accessory	N/A	N/A	N/A	N/A	N/A	N/A	N/A	N/A	N/A	N/A	N/A	N/A	N/A	N/A	N/A	N/A	N/A	N/A	N/A	N/A	N/A	N/A	N/A	N/A	N/A	N/A	N/A	Refer to Legacy Plans attachment for terms and conditions	yes
PARTS066	Asset Guard BX Magnet Mount Kit (set of 4) *See Note	N/A	N/A	N/A	$75.00	Accessory	N/A	N/A	N/A	N/A	N/A	N/A	N/A	N/A	N/A	N/A	N/A	N/A	N/A	N/A	N/A	N/A	N/A	N/A	N/A	N/A	N/A	N/A	N/A	N/A	N/A	N/A	N/A	Refer to Legacy Plans attachment for terms and conditions	yes
PARTS095	ID Reader Adapter Install Kit	N/A	N/A	N/A	$30.00	Accessory	N/A	N/A	N/A	N/A	N/A	N/A	N/A	N/A	N/A	N/A	N/A	N/A	N/A	N/A	N/A	N/A	N/A	N/A	N/A	N/A	N/A	N/A	N/A	N/A	N/A	N/A	N/A	Refer to Legacy Plans attachment for terms and conditions	yes
PARTS060	Driver ID Reader	N/A	N/A	N/A	$15.00	Accessory	N/A	N/A	N/A	N/A	N/A	N/A	N/A	N/A	N/A	N/A	N/A	N/A	N/A	N/A	N/A	N/A	N/A	N/A	N/A	N/A	N/A	N/A	N/A	N/A	N/A	N/A	N/A	Refer to Legacy Plans attachment for terms and conditions	yes
PARTS061	Driver ID Key	N/A	N/A	N/A	$3.50	Accessory	N/A	N/A	N/A	N/A	N/A	N/A	N/A	N/A	N/A	N/A	N/A	N/A	N/A	N/A	N/A	N/A	N/A	N/A	N/A	N/A	N/A	N/A	N/A	N/A	N/A	N/A	N/A	Refer to Legacy Plans attachment for terms and conditions	yes
PARTS087	Audible Driver ID Alert	N/A	N/A	N/A	$15.00	Accessory	N/A	N/A	N/A	N/A	N/A	N/A	N/A	N/A	N/A	N/A	N/A	N/A	N/A	N/A	N/A	N/A	N/A	N/A	N/A	N/A	N/A	N/A	N/A	N/A	N/A	N/A	N/A	Refer to Legacy Plans attachment for terms and conditions	yes
PARTS071	Bluetooth Extension	N/A	N/A	N/A	$0.00	Accessory	N/A	N/A	N/A	N/A	N/A	N/A	N/A	N/A	N/A	N/A	N/A	N/A	N/A	N/A	N/A	N/A	N/A	N/A	N/A	N/A	N/A	N/A	N/A	N/A	N/A	N/A	N/A	Refer to Legacy Plans attachment for terms and conditions	yes
PARTS093	Universal Harness (6100)	N/A	N/A	N/A	$10.00	Accessory	N/A	N/A	N/A	N/A	N/A	N/A	N/A	N/A	N/A	N/A	N/A	N/A	N/A	N/A	N/A	N/A	N/A	N/A	N/A	N/A	N/A	N/A	N/A	N/A	N/A	N/A	N/A	Refer to Legacy Plans attachment for terms and conditions	yes
PARTS058	Universal Harness	N/A	N/A	N/A	$10.00	Accessory	N/A	N/A	N/A	N/A	N/A	N/A	N/A	N/A	N/A	N/A	N/A	N/A	N/A	N/A	N/A	N/A	N/A	N/A	N/A	N/A	N/A	N/A	N/A	N/A	N/A	N/A	N/A	Refer to Legacy Plans attachment for terms and conditions	yes
PARTS097	5000 9-Pin “D” Mount Harness Type 2	N/A	N/A	N/A	$35.00	Accessory	N/A	N/A	N/A	N/A	N/A	N/A	N/A	N/A	N/A	N/A	N/A	N/A	N/A	N/A	N/A	N/A	N/A	N/A	N/A	N/A	N/A	N/A	N/A	N/A	N/A	N/A	N/A	Refer to Legacy Plans attachment for terms and conditions	yes
PARTS098	5000 9-Pin Square Harness Type 2	N/A	N/A	N/A	$35.00	Accessory	N/A	N/A	N/A	N/A	N/A	N/A	N/A	N/A	N/A	N/A	N/A	N/A	N/A	N/A	N/A	N/A	N/A	N/A	N/A	N/A	N/A	N/A	N/A	N/A	N/A	N/A	N/A	Refer to Legacy Plans attachment for terms and conditions	yes
PARTS111	USM 9-Pin “D” Mount Harness Type 2 Pins F-G	N/A	N/A	N/A	$35.00	Accessory	N/A	N/A	N/A	N/A	N/A	N/A	N/A	N/A	N/A	N/A	N/A	N/A	N/A	N/A	N/A	N/A	N/A	N/A	N/A	N/A	N/A	N/A	N/A	N/A	N/A	N/A	N/A	Refer to Legacy Plans attachment for terms and conditions	yes
PARTS112	USM 9-Pin Square Harness Type 2 Pins F-G	N/A	N/A	N/A	$35.00	Accessory	N/A	N/A	N/A	N/A	N/A	N/A	N/A	N/A	N/A	N/A	N/A	N/A	N/A	N/A	N/A	N/A	N/A	N/A	N/A	N/A	N/A	N/A	N/A	N/A	N/A	N/A	N/A	Refer to Legacy Plans attachment for terms and conditions	yes
-INSTALL-UNIT	Base Installation – Plug/Play or 3 Wire	N/A	N/A	N/A	$65.00	Base Installation includes 1 Dev	N/A	N/A	N/A	N/A	N/A	N/A	N/A	N/A	N/A	N/A	N/A	N/A	N/A	N/A	N/A	N/A	N/A	N/A	N/A	N/A	N/A	N/A	N/A	N/A	N/A	N/A	N/A	Refer to Legacy Plans attachment for terms and conditions	yes
)-INSTALL-UNIT	Limited Lifetime Base Installation	N/A	N/A	$2.00	N/A	N/A	N/A	N/A	N/A	N/A	N/A	N/A	N/A	N/A	N/A	N/A	N/A	N/A	N/A	N/A	N/A	N/A	N/A	N/A	N/A	N/A	N/A	N/A	N/A	N/A	N/A	N/A	N/A	Refer to Legacy Plans attachment for terms and conditions	yes
I-INSTALL-FMI	Add-On to Base Installation (Garmin)	N/A	N/A	N/A	$35.00	Installation	N/A	N/A	N/A	N/A	N/A	N/A	N/A	N/A	N/A	N/A	N/A	N/A	N/A	N/A	N/A	N/A	N/A	N/A	N/A	N/A	N/A	N/A	N/A	N/A	N/A	N/A	N/A	Refer to Legacy Plans attachment for terms and conditions	yes
NSTALL-SENSO	Add-On to Base Installation (Sensor)	N/A	N/A	N/A	$65.00	Sensor Install is $65.00 PER SEN	N/A	N/A	N/A	N/A	N/A	N/A	N/A	N/A	N/A	N/A	N/A	N/A	N/A	N/A	N/A	N/A	N/A	N/A	N/A	N/A	N/A	N/A	N/A	N/A	N/A	N/A	N/A	Refer to Legacy Plans attachment for terms and conditions	yes
I-INSTALL-AG	Add-On to Base Installation (AssetGuard BX)	N/A	N/A	N/A	$65.00	Installation	N/A	N/A	N/A	N/A	N/A	N/A	N/A	N/A	N/A	N/A	N/A	N/A	N/A	N/A	N/A	N/A	N/A	N/A	N/A	N/A	N/A	N/A	N/A	N/A	N/A	N/A	N/A	Refer to Legacy Plans attachment for terms and conditions	yes
-INSTALL-PMC	Add-On to Base Installation (Pelican Micro Case)	N/A	N/A	N/A	$35.00	Installation	N/A	N/A	N/A	N/A	N/A	N/A	N/A	N/A	N/A	N/A	N/A	N/A	N/A	N/A	N/A	N/A	N/A	N/A	N/A	N/A	N/A	N/A	N/A	N/A	N/A	N/A	N/A	Refer to Legacy Plans attachment for terms and conditions	yes
-INSTALL-PEM	Add-On to Base Installation (Port Expansion Module)	N/A	N/A	N/A	$35.00	Installation	N/A	N/A	N/A	N/A	N/A	N/A	N/A	N/A	N/A	N/A	N/A	N/A	N/A	N/A	N/A	N/A	N/A	N/A	N/A	N/A	N/A	N/A	N/A	N/A	N/A	N/A	N/A	Refer to Legacy Plans attachment for terms and conditions	yes
I-INSTALL-SAT	Add-On to Base Installation (Satellite)	N/A	N/A	N/A	$35.00	Installation	N/A	N/A	N/A	N/A	N/A	N/A	N/A	N/A	N/A	N/A	N/A	N/A	N/A	N/A	N/A	N/A	N/A	N/A	N/A	N/A	N/A	N/A	N/A	N/A	N/A	N/A	N/A	Refer to Legacy Plans attachment for terms and conditions	yes
I-INSTALL-DID	Add-On to Base Installation (Driver ID)	N/A	N/A	N/A	$35.00	Installation	N/A	N/A	N/A	N/A	N/A	N/A	N/A	N/A	N/A	N/A	N/A	N/A	N/A	N/A	N/A	N/A	N/A	N/A	N/A	N/A	N/A	N/A	N/A	N/A	N/A	N/A	N/A	Refer to Legacy Plans attachment for terms and conditions	yes
-INSTALL –BTE	Add-On to Base Installation (Bluetooth)	N/A	N/A	N/A	$35.00	Installation	N/A	N/A	N/A	N/A	N/A	N/A	N/A	N/A	N/A	N/A	N/A	N/A	N/A	N/A	N/A	N/A	N/A	N/A	N/A	N/A	N/A	N/A	N/A	N/A	N/A	N/A	N/A	Refer to Legacy Plans attachment for terms and conditions	yes
D-INSTALL-BTE	Limited Lifetime Add-On to Base Installation (Bluetooth)	N/A	N/A	$1.00	N/A	N/A	N/A	N/A	N/A	N/A	N/A	N/A	N/A	N/A	N/A	N/A	N/A	N/A	N/A	N/A	N/A	N/A	N/A	N/A	N/A	N/A	N/A	N/A	N/A	N/A	N/A	N/A	N/A	Refer to Legacy Plans attachment for terms and conditions	yes
D-INSTALL-FMI	Limited Lifetime Add-On to Base Installation (Garmin)	N/A	N/A	$1.00	N/A	N/A	N/A	N/A	N/A	N/A	N/A	N/A	N/A	N/A	N/A	N/A	N/A	N/A	N/A	N/A	N/A	N/A	N/A	N/A	N/A	N/A	N/A	N/A	N/A	N/A	N/A	N/A	N/A	Refer to Legacy Plans attachment for terms and conditions	yes
INSTALL-SENSO	Limited Lifetime Add-On to Base Installation (Sensor)	N/A	N/A	$1.00	N/A	N/A	N/A	N/A	N/A	N/A	N/A	N/A	N/A	N/A	N/A	N/A	N/A	N/A	N/A	N/A	N/A	N/A	N/A	N/A	N/A	N/A	N/A	N/A	N/A	N/A	N/A	N/A	N/A	Refer to Legacy Plans attachment for terms and conditions	yes
D-INSTALL-AG	Limited Lifetime Add-On to Base Installation (AssetGuard BX/PW)	N/A	N/A	$2.00	N/A	N/A	N/A	N/A	N/A	N/A	N/A	N/A	N/A	N/A	N/A	N/A	N/A	N/A	N/A	N/A	N/A	N/A	N/A	N/A	N/A	N/A	N/A	N/A	N/A	N/A	N/A	N/A	N/A	Refer to Legacy Plans attachment for terms and conditions	yes
D-INSTALL-PMC	Limited Lifetime Add-On to Base Installation (Pelican Micro Case)	N/A	N/A	$1.00	N/A	N/A	N/A	N/A	N/A	N/A	N/A	N/A	N/A	N/A	N/A	N/A	N/A	N/A	N/A	N/A	N/A	N/A	N/A	N/A	N/A	N/A	N/A	N/A	N/A	N/A	N/A	N/A	N/A	Refer to Legacy Plans attachment for terms and conditions	yes
D-INSTALL-PEM	Limited Lifetime Add-On to Base Installation (Port Expansion Module)	N/A	N/A	$1.00	N/A	N/A	N/A	N/A	N/A	N/A	N/A	N/A	N/A	N/A	N/A	N/A	N/A	N/A	N/A	N/A	N/A	N/A	N/A	N/A	N/A	N/A	N/A	N/A	N/A	N/A	N/A	N/A	N/A	Refer to Legacy Plans attachment for terms and conditions	yes
D-INSTALL-SAT	Limited Lifetime Add-On to Base Installation (Satellite)	N/A	N/A	$1.00	N/A	N/A	N/A	N/A	N/A	N/A	N/A	N/A	N/A	N/A	N/A	N/A	N/A	N/A	N/A	N/A	N/A	N/A	N/A	N/A	N/A	N/A	N/A	N/A	N/A	N/A	N/A	N/A	N/A	Refer to Legacy Plans attachment for terms and conditions	yes
D-INSTALL-DID	Limited Lifetime Add-On to Base Installation (Driver ID)	N/A	N/A	$1.00	N/A	N/A	N/A	N/A	N/A	N/A	N/A	N/A	N/A	N/A	N/A	N/A	N/A	N/A	N/A	N/A	N/A	N/A	N/A	N/A	N/A	N/A	N/A	N/A	N/A	N/A	N/A	N/A	N/A	Refer to Legacy Plans attachment for terms and conditions	yes
I-SWAP-UNIT	Device Swap	N/A	N/A	N/A	$65.00	Device Swap	N/A	N/A	N/A	N/A	N/A	N/A	N/A	N/A	N/A	N/A	N/A	N/A	N/A	N/A	N/A	N/A	N/A	N/A	N/A	N/A	N/A	N/A	N/A	N/A	N/A	N/A	N/A	Refer to Legacy Plans attachment for terms and conditions	yes
TRANSFER-UNI	Device Transfer	N/A	N/A	N/A	$65.00	Device Transfer	N/A	N/A	N/A	N/A	N/A	N/A	N/A	N/A	N/A	N/A	N/A	N/A	N/A	N/A	N/A	N/A	N/A	N/A	N/A	N/A	N/A	N/A	N/A	N/A	N/A	N/A	N/A	Refer to Legacy Plans attachment for terms and conditions	yes
REMOVAL-UNI	Removal	N/A	N/A	N/A	$65.00	Removal of device.	N/A	N/A	N/A	N/A	N/A	N/A	N/A	N/A	N/A	N/A	N/A	N/A	N/A	N/A	N/A	N/A	N/A	N/A	N/A	N/A	N/A	N/A	N/A	N/A	N/A	N/A	N/A	Refer to Legacy Plans attachment for terms and conditions	yes
I-NOSHOW	No Show	N/A	N/A	N/A	$75.00	Applies per trip if the installer m	N/A	N/A	N/A	N/A	N/A	N/A	N/A	N/A	N/A	N/A	N/A	N/A	N/A	N/A	N/A	N/A	N/A	N/A	N/A	N/A	N/A	N/A	N/A	N/A	N/A	N/A	N/A	Refer to Legacy Plans attachment for terms and conditions	yes
UBLESHOOT-I	Troubleshoot; Mileage	N/A	N/A	N/A	$65.00	Per Trip	N/A	N/A	N/A	N/A	N/A	N/A	N/A	N/A	N/A	N/A	N/A	N/A	N/A	N/A	N/A	N/A	N/A	N/A	N/A	N/A	N/A	N/A	N/A	N/A	N/A	N/A	N/A	Refer to Legacy Plans attachment for terms and conditions	yes
RAINING-HALF	½ Day Installation Training	N/A	N/A	N/A	$150.00	½ Day Installation Training	N/A	N/A	N/A	N/A	N/A	N/A	N/A	N/A	N/A	N/A	N/A	N/A	N/A	N/A	N/A	N/A	N/A	N/A	N/A	N/A	N/A	N/A	N/A	N/A	N/A	N/A	N/A	Refer to Legacy Plans attachment for terms and conditions	yes
RAINING-FULL	Full Day Installation Training	N/A	N/A	N/A	$300.00	Full Day Installation Training	N/A	N/A	N/A	N/A	N/A	N/A	N/A	N/A	N/A	N/A	N/A	N/A	N/A	N/A	N/A	N/A	N/A	N/A	N/A	N/A	N/A	N/A	N/A	N/A	N/A	N/A	N/A	Refer to Legacy Plans attachment for terms and conditions	yes
83429	Field Force Manager- FFM Basic	$34.99	23%	$26.94	N/A	N/A	N/A	N/A	N/A	N/A	N/A	N/A	N/A	N/A	N/A	N/A	N/A	N/A	N/A	N/A	N/A	N/A	N/A	N/A	N/A	N/A	N/A	N/A	N/A	N/A	N/A	N/A	N/A	N/A	Yes pending award
98209	Enterprise Messaging 15,000 Text Only	$50.00	25%	$37.50	N/A	N/A	N/A	N/A	N/A	N/A	N/A	N/A	N/A	N/A	N/A	N/A	N/A	N/A	N/A	15,000	0	N/A	$ 0.01	N/A	N/A	N/A	N/A	N/A	N/A	N/A	N/A	N/A	100% discount for eligible Public Safety Entities with a qualifying NAICS cod	Yes pending award
98212	Enterprise Messaging 100,000 Text Only	$200.00	25%	$150.00	N/A	N/A	N/A	N/A	N/A	N/A	N/A	N/A	N/A	N/A	N/A	N/A	N/A	N/A	N/A	100,000	0	N/A	$ 0.01	N/A	N/A	N/A	N/A	N/A	N/A	N/A	N/A	N/A	100% discount for eligible Public Safety Entities with a qualifying NAICS cod	Yes pending award
98213	Enterprise Messaging 500,000 Text Only	$975.00	25%	$731.25	N/A	N/A	N/A	N/A	N/A	N/A	N/A	N/A	N/A	N/A	N/A	N/A	N/A	N/A	N/A	500,000	0	N/A	$ 0.01	N/A	N/A	N/A	N/A	N/A	N/A	N/A	N/A	N/A	100% discount for eligible Public Safety Entities with a qualifying NAICS cod	Yes pending award
98215	Enterprise Messaging 1,000,000 Text Only	$1,850.00	25%	$1,387.20	N/A	N/A	N/A	N/A	N/A	N/A	N/A	N/A	N/A	N/A	N/A	N/A	N/A	N/A	N/A	1,000,000	0	N/A	$ 0.01	N/A	N/A	N/A	N/A	N/A	N/A	N/A	N/A	N/A	100% discount for eligible Public Safety Entities with a qualifying NAICS cod	Yes pending award

98233	Enterprise Messaging 5,000,000 Text Only	$9,000.00	25%	$6,750.00	N/A	N/A	N/A	N/A	N/A	N/A	N/A	N/A	N/A	N/A	N/A	N/A	N/A	N/A	N/A	N/A	5,000,000	0	N/A	$ 0.005	N/A	N/A	N/A	N/A	N/A	N/A	N/A	N/A	N/A	100% discount for eligible Public Safety Entities with a qualifying NAICS cod	Yes pending award
98234	Enterprise Messaging 15,000 Text and Multimedia Messages	$100.00	25%	$75.00	N/A	N/A	N/A	N/A	N/A	N/A	N/A	N/A	N/A	N/A	N/A	N/A	N/A	N/A	N/A	N/A	N/A	15,000	N/A	N/A	$ 0.02	N/A	N/A	N/A	N/A	N/A	N/A	N/A	N/A	100% discount for eligible Public Safety Entities with a qualifying NAICS cod	Yes pending award
98235	Enterprise Messaging 100,000 Text and Multimedia Messages	$400.00	25%	$300.00	N/A	N/A	N/A	N/A	N/A	N/A	N/A	N/A	N/A	N/A	N/A	N/A	N/A	N/A	N/A	N/A	N/A	100,000	N/A	N/A	$ 0.02	N/A	N/A	N/A	N/A	N/A	N/A	N/A	N/A	100% discount for eligible Public Safety Entities with a qualifying NAICS cod	Yes pending award
98236	Enterprise Messaging 500,000 Text and Multimedia Messages	$1,950.00	25%	$1,462.50	N/A	N/A	N/A	N/A	N/A	N/A	N/A	N/A	N/A	N/A	N/A	N/A	N/A	N/A	N/A	N/A	N/A	500,000	N/A	N/A	$ 0.02	N/A	N/A	N/A	N/A	N/A	N/A	N/A	N/A	100% discount for eligible Public Safety Entities with a qualifying NAICS cod	Yes pending award
98238	Enterprise Messaging 1,000,000 Text and Multimedia Messages	$3,700.00	25%	$2,775.00	N/A	N/A	N/A	N/A	N/A	N/A	N/A	N/A	N/A	N/A	N/A	N/A	N/A	N/A	N/A	N/A	N/A	1,000,000	N/A	N/A	$ 0.02	N/A	N/A	N/A	N/A	N/A	N/A	N/A	N/A	100% discount for eligible Public Safety Entities with a qualifying NAICS cod	Yes pending award
98239	Enterprise Messaging 5,000,000 Text and Multimedia Messages	$18,000.00	25%	$13,500.00	N/A	N/A	N/A	N/A	N/A	N/A	N/A	N/A	N/A	N/A	N/A	N/A	N/A	N/A	N/A	N/A	N/A	5,000,000	N/A	N/A	$ 0.01	N/A	N/A	N/A	N/A	N/A	N/A	N/A	N/A	100% discount for eligible Public Safety Entities with a qualifying NAICS cod	Yes pending award
Lighting w/Cit	Intelligent Lighting w/City Hub - 25	$186.28	23%	$143.44	$31,528	City Hubs and installation	N/A	N/A	N/A	N/A	N/A	N/A	N/A	N/A	N/A	N/A	N/A	N/A	N/A	N/A	N/A	N/A	N/A	N/A	N/A	N/A	N/A	N/A	N/A	N/A	N/A	N/A	N/A	Assumptions made for solution costs are outlined in Attachment C (Costshe	Yes pending award
nt Lighting w/L	250 Lighting Core Optomized (LCO) nodes with lighting control service	$598.86	23%	$461.12	$97,652	LCO nodes, installation, warrant	N/A	N/A	N/A	N/A	N/A	N/A	N/A	N/A	N/A	N/A	N/A	N/A	N/A	N/A	N/A	N/A	N/A	N/A	N/A	N/A	N/A	N/A	N/A	N/A	N/A	N/A	N/A	Assumptions made for solution costs are outlined in Attachment C (Costshe	Yes pending award
nt Lighting w/L	1000 Lighting Core Optomized (LCO) nodes with lighting control servic	$2,395.45	23%	$1,844.50	$367,366	LCO nodes, installation, warrant	N/A	N/A	N/A	N/A	N/A	N/A	N/A	N/A	N/A	N/A	N/A	N/A	N/A	N/A	N/A	N/A	N/A	N/A	N/A	N/A	N/A	N/A	N/A	N/A	N/A	N/A	N/A	Assumptions made for solution costs are outlined in Attachment C (Costshe	Yes pending award
fety Analytics -	Intersection Safety Analytics with City Hub and Phase Data for 1 inters	$1,406.18	23%	$1,082.76	$46,752	4 VN4Ks, 4 CHs, installation, inte	N/A	N/A	N/A	N/A	N/A	N/A	N/A	N/A	N/A	N/A	N/A	N/A	N/A	N/A	N/A	N/A	N/A	N/A	N/A	N/A	N/A	N/A	N/A	N/A	N/A	N/A	N/A	Assumptions made for solution costs are outlined in Attachment C (Costshe	Yes pending award
fety Analytics -	Intersection Safety Analytics - 5 Intersections	$7,031.08	23%	$5,413.93	$209,843	4 VN4Ks, 4 CHs, installation, inte	N/A	N/A	N/A	N/A	N/A	N/A	N/A	N/A	N/A	N/A	N/A	N/A	N/A	N/A	N/A	N/A	N/A	N/A	N/A	N/A	N/A	N/A	N/A	N/A	N/A	N/A	N/A	Assumptions made for solution costs are outlined in Attachment C (Costshe	Yes pending award
ety Analytics -	Intersection Safety Analytics with City Hub and Phase Data for 10 inter	$14,062.16	23%	$10,827.86	$413,735	4 VN4Ks, 4 CHs, installation, inte	N/A	N/A	N/A	N/A	N/A	N/A	N/A	N/A	N/A	N/A	N/A	N/A	N/A	N/A	N/A	N/A	N/A	N/A	N/A	N/A	N/A	N/A	N/A	N/A	N/A	N/A	N/A	Assumptions made for solution costs are outlined in Attachment C (Costshe	Yes pending award
Analytics - Ba	Intersection Safety Analytics with City Hub for 1 intersection, no phase	$325.24	23%	$250.43	$15,382	1 VN4K, 1 CH, installation, warra	N/A	N/A	N/A	N/A	N/A	N/A	N/A	N/A	N/A	N/A	N/A	N/A	N/A	N/A	N/A	N/A	N/A	N/A	N/A	N/A	N/A	N/A	N/A	N/A	N/A	N/A	N/A	Assumptions made for solution costs are outlined in Attachment C (Costshe	Yes pending award
omization - 4 V	Parking Optomization with 4 Video Nodes and 4 City Hubs covering ap	$257.58	23%	$198.34	$26,999	4 VN4Ks, 4 City Hubs, installatio	N/A	N/A	N/A	N/A	N/A	N/A	N/A	N/A	N/A	N/A	N/A	N/A	N/A	N/A	N/A	N/A	N/A	N/A	N/A	N/A	N/A	N/A	N/A	N/A	N/A	N/A	N/A	Assumptions made for solution costs are outlined in Attachment C (Costshe	Yes pending award
ffic Manageme	Intelligent Traffic Management - Basic Plan with 5 intersections	$430.06	23%	$331.15	$56,274	Flex Control Enhanced Module	N/A	N/A	N/A	N/A	N/A	N/A	N/A	N/A	N/A	N/A	N/A	N/A	N/A	N/A	N/A	N/A	N/A	N/A	N/A	N/A	N/A	N/A	N/A	N/A	N/A	N/A	N/A	Assumptions made for solution costs are outlined in Attachment C (Costshe	Yes pending award
fic Managemer	Intelligent Traffic Management - Basic Plan with 10 intersections	$860.12	23%	$662.29	$106,275	Flex Control Enhanced Module	N/A	N/A	N/A	N/A	N/A	N/A	N/A	N/A	N/A	N/A	N/A	N/A	N/A	N/A	N/A	N/A	N/A	N/A	N/A	N/A	N/A	N/A	N/A	N/A	N/A	N/A	N/A	Assumptions made for solution costs are outlined in Attachment C (Costshe	Yes pending award
fic Managemer	Intelligent Traffic Management - Basic Plan with 25 intersections	$2,150.30	23%	$1,655.73	$258,266	Flex Control Enhanced Module	N/A	N/A	N/A	N/A	N/A	N/A	N/A	N/A	N/A	N/A	N/A	N/A	N/A	N/A	N/A	N/A	N/A	N/A	N/A	N/A	N/A	N/A	N/A	N/A	N/A	N/A	N/A	Assumptions made for solution costs are outlined in Attachment C (Costshe	Yes pending award
Management	Intelligent Traffic Management - Advanced Plan with 5 intersections	$907.95	23%	$699.12	$180,855	Flex Control Enhanced Module v	N/A	N/A	N/A	N/A	N/A	N/A	N/A	N/A	N/A	N/A	N/A	N/A	N/A	N/A	N/A	N/A	N/A	N/A	N/A	N/A	N/A	N/A	N/A	N/A	N/A	N/A	N/A	Assumptions made for solution costs are outlined in Attachment C (Costshe	Yes pending award
Management	Intelligent Traffic Management - Advanced Plan with 10 intersections	$1,815.91	23%	$1,398.25	$345,187	Flex Control Enhanced Module v	N/A	N/A	N/A	N/A	N/A	N/A	N/A	N/A	N/A	N/A	N/A	N/A	N/A	N/A	N/A	N/A	N/A	N/A	N/A	N/A	N/A	N/A	N/A	N/A	N/A	N/A	N/A	Assumptions made for solution costs are outlined in Attachment C (Costshe	Yes pending award
anagement - A	Intelligent Traffic Management - Advanced Plus Plan with 5 intersectio	$1,989.31	23%	$1,531.77	$361,323	Flex Control Enhanced Module v	N/A	N/A	N/A	N/A	N/A	N/A	N/A	N/A	N/A	N/A	N/A	N/A	N/A	N/A	N/A	N/A	N/A	N/A	N/A	N/A	N/A	N/A	N/A	N/A	N/A	N/A	N/A	Assumptions made for solution costs are outlined in Attachment C (Costshe	Yes pending award
anagement - A	Intelligent Traffic Management - Advanced Plus Plan with 10 intersecti	$3,978.63	23%	$3,063.55	$713,067	Flex Control Enhanced Module v	N/A	N/A	N/A	N/A	N/A	N/A	N/A	N/A	N/A	N/A	N/A	N/A	N/A	N/A	N/A	N/A	N/A	N/A	N/A	N/A	N/A	N/A	N/A	N/A	N/A	N/A	N/A	Assumptions made for solution costs are outlined in Attachment C (Costshe	Yes pending award
ervices - Real T	Traffic Data Services - Real Time Speed, 50 miles	$1,793.83	23%	$1,381.25	$49,725	1 main road covered with 3 feed	N/A	N/A	N/A	N/A	N/A	N/A	N/A	N/A	N/A	N/A	N/A	N/A	N/A	N/A	N/A	N/A	N/A	N/A	N/A	N/A	N/A	N/A	N/A	N/A	N/A	N/A	N/A	Assumptions made for solution costs are outlined in Attachment C (Costshe	Yes pending award
rvices - Real Ti	Traffic Data Services - Real Time Speed, 100 miles	$3,081.71	23%	$2,372.92	$85,425	3 main road covered with 6 feed	N/A	N/A	N/A	N/A	N/A	N/A	N/A	N/A	N/A	N/A	N/A	N/A	N/A	N/A	N/A	N/A	N/A	N/A	N/A	N/A	N/A	N/A	N/A	N/A	N/A	N/A	N/A	Assumptions made for solution costs are outlined in Attachment C (Costshe	Yes pending award
rvices - Real Ti	Traffic Data Services - Real Time Speed, 200 miles	$5,059.52	23%	$3,895.83	$140,250	5 main road covered with 10 fee	N/A	N/A	N/A	N/A	N/A	N/A	N/A	N/A	N/A	N/A	N/A	N/A	N/A	N/A	N/A	N/A	N/A	N/A	N/A	N/A	N/A	N/A	N/A	N/A	N/A	N/A	N/A	Assumptions made for solution costs are outlined in Attachment C (Costshe	Yes pending award
ervices - Histor	Traffic Data Services - Historical Speed 50 miles	$1,931.82	23%	$1,487.50	$27,200	1 main road covered with 3 feed	N/A	N/A	N/A	N/A	N/A	N/A	N/A	N/A	N/A	N/A	N/A	N/A	N/A	N/A	N/A	N/A	N/A	N/A	N/A	N/A	N/A	N/A	N/A	N/A	N/A	N/A	N/A	Assumptions made for solution costs are outlined in Attachment C (Costshe	Yes pending award
rvices - Histor	Traffic Data Services - Historical Speed 100 miles	$3,357.68	23%	$2,585.41	$40,375	3 main road covered with 6 feed	N/A	N/A	N/A	N/A	N/A	N/A	N/A	N/A	N/A	N/A	N/A	N/A	N/A	N/A	N/A	N/A	N/A	N/A	N/A	N/A	N/A	N/A	N/A	N/A	N/A	N/A	N/A	Assumptions made for solution costs are outlined in Attachment C (Costshe	Yes pending award
rvices - Histor	Traffic Data Services - Historical Speed 200 miles	$6,025.43	23%	$4,639.58	$65,025	5 main road covered with 10 fee	N/A	N/A	N/A	N/A	N/A	N/A	N/A	N/A	N/A	N/A	N/A	N/A	N/A	N/A	N/A	N/A	N/A	N/A	N/A	N/A	N/A	N/A	N/A	N/A	N/A	N/A	N/A	Assumptions made for solution costs are outlined in Attachment C (Costshe	Yes pending award
ata Services -(	Traffic Data Services - Origin & Destination Reports, population up to 5	$2,207.79	23%	$1,700.00	$29,750	Reports cover typical working da	N/A	N/A	N/A	N/A	N/A	N/A	N/A	N/A	N/A	N/A	N/A	N/A	N/A	N/A	N/A	N/A	N/A	N/A	N/A	N/A	N/A	N/A	N/A	N/A	N/A	N/A	N/A	Assumptions made for solution costs are outlined in Attachment C (Costshe	Yes pending award
Data Services -	Traffic Data Services - Origin & Destination Reports, population up to 1	$3,863.64	23%	$2,975.00	$45,050	Reports cover typical working da	N/A	N/A	N/A	N/A	N/A	N/A	N/A	N/A	N/A	N/A	N/A	N/A	N/A	N/A	N/A	N/A	N/A	N/A	N/A	N/A	N/A	N/A	N/A	N/A	N/A	N/A	N/A	Assumptions made for solution costs are outlined in Attachment C (Costshe	Yes pending award
ata Services - (	Traffic Data Services - Origin & Destination Reports, population up to 2	$8,647.19	23%	$6,658.34	$79,900	Reports cover typical working da	N/A	N/A	N/A	N/A	N/A	N/A	N/A	N/A	N/A	N/A	N/A	N/A	N/A	N/A	N/A	N/A	N/A	N/A	N/A	N/A	N/A	N/A	N/A	N/A	N/A	N/A	N/A	Assumptions made for solution costs are outlined in Attachment C (Costshe	Yes pending award
Data Services -	Traffic Data Services - Origin & Destination Reports, population up to 5	$17,938.31	23%	$13,812.50	$165,750	Reports cover typical working da	N/A	N/A	N/A	N/A	N/A	N/A	N/A	N/A	N/A	N/A	N/A	N/A	N/A	N/A	N/A	N/A	N/A	N/A	N/A	N/A	N/A	N/A	N/A	N/A	N/A	N/A	N/A	Assumptions made for solution costs are outlined in Attachment C (Costshe	Yes pending award
ta Services - M	Traffic Data Services - Micro Origin & Destination Report per section	$1,379.87	23%	$1,062.50	$12,750	4 micro OD reports per year. 1 s	N/A	N/A	N/A	N/A	N/A	N/A	N/A	N/A	N/A	N/A	N/A	N/A	N/A	N/A	N/A	N/A	N/A	N/A	N/A	N/A	N/A	N/A	N/A	N/A	N/A	N/A	N/A	Assumptions made for solution costs are outlined in Attachment C (Costshe	Yes pending award
a Services - Sig	Traffic Data Services - Signal Tuning (per junction)	$46.00	23%	$35.42	$425	4 signal tuning reports per year.	N/A	N/A	N/A	N/A	N/A	N/A	N/A	N/A	N/A	N/A	N/A	N/A	N/A	N/A	N/A	N/A	N/A	N/A	N/A	N/A	N/A	N/A	N/A	N/A	N/A	N/A	N/A	Assumptions made for solution costs are outlined in Attachment C (Costshe	Yes pending award
Services - Cour	Traffic Data Services - Counting Station	$91.99	23%	$70.83	$850	Requires Real time or historical	N/A	N/A	N/A	N/A	N/A	N/A	N/A	N/A	N/A	N/A	N/A	N/A	N/A	N/A	N/A	N/A	N/A	N/A	N/A	N/A	N/A	N/A	N/A	N/A	N/A	N/A	N/A	Assumptions made for solution costs are outlined in Attachment C (Costshe	Yes pending award
a Services - 10	Traffic Data Services - Additonal 10 Zones (per 10 zones)	$91.99	23%	$70.83	$850	Requires TDS Origin Destination	N/A	N/A	N/A	N/A	N/A	N/A	N/A	N/A	N/A	N/A	N/A	N/A	N/A	N/A	N/A	N/A	N/A	N/A	N/A	N/A	N/A	N/A	N/A	N/A	N/A	N/A	N/A	Assumptions made for solution costs are outlined in Attachment C (Costshe	Yes pending award
ta Services - Fe	Traffic Data Services - Additional Feeder (per feeder)	$91.99	23%	$70.83	$850	Requires Real time or historical	N/A	N/A	N/A	N/A	N/A	N/A	N/A	N/A	N/A	N/A	N/A	N/A	N/A	N/A	N/A	N/A	N/A	N/A	N/A	N/A	N/A	N/A	N/A	N/A	N/A	N/A	N/A	Assumptions made for solution costs are outlined in Attachment C (Costshe	Yes pending award

MA152-1 Verizon Attachment H

Field Name		Field Description
VENDOR		The awarded Contractor's name
VENDOR CONTRACT NUMBER		Lead State assigned contract number (using Lead State's numbering protocol)
STATE		State postal abbreviation code (Alaska = AK, Missouri = MO, etc.)
CUSTOMER TYPE (SEGMENT)		State Gov't, Education-K12, Education-HED, Local Gov't, Medical, Other - are acceptable segments. [determined by industrial practice for each contract - uniform for each contract]
BILL TO AGENCY		Customer (agency) Bill to name
BILL TO CITY		Customer (agency) Bill to city
INVOICE DATE		(mm/dd/ccyy)
PRODUCT DESCRIPTION		Product description of purchased product
CRU Lines		Commodity-level code based on UNSPSC code rules (8 Digits)
CRU Minutes		**Number of voice minutes used**
CRU Text		**Number of texts sent and received**
CRU Data		Amount of data used
CRU Gross Sales		**Gross Sales**
Equipment Lease		**Amount of monthly charges for leased equipment**
LIST PRICE/MSRP/CATALOG PRICE		uniform for each contract]
NASPO ValuePoint PRICE		NASPO ValuePoint Price- US Currency ($99999.999)
QUANTITY		Quantity Invoiced (99999.999)
TOTAL PRICE		Extended Price (unit price multiplied by the quantity invoiced) - US Currency ($999999999.999)
NASPO ValuePoint ADMIN FEE		Administrative Fee based on Total Price - US Currency ($999999.999)

NASPO ValuePoint Cooperative Contract Detailed Sales Report

☐ No Quarterly Sales

Contractor:

Quarter:

Vendor Name	Vendor Contract Number	State	Customer Type	Bill to Agency	Bill to City	Bill to State	Bill to Zipcode	Acct # or Customer #	Invoice Date	invoice #	Product Description	CRU Lines	CRU Minutes	CRU Text	CRU Data	monthly service cost	Equipment Lease/Rental Cost	Total cost (monthly service + lease/rental)	Admin Fee

NASPO ValuePoint Cooperative Contract Detailed Sales Report

Contractor: Quarter:

Vendor Name	Vendor Contract Number	State	Customer Type	Invoice Date	IRU Lines	Total Cost	Admin Fee

Carrier lists every plan in use under the NASPO contract, provides the quantity of the lines of service using each plan and provides basic details of the plan

Line Count	Plan #	Plan Description	Discount Eligibile	Access Cost Before Discount	Included in Plan						Notes
					Voice		Data		Text	subsidized	
					Minutes	Pooled	GB	Pooled	Qty	Device	
qty devices o this plan	if carrier has one		yes / no								

Field Name		Field Description
VENDOR		The awarded Contractor's name
VENDOR CONTRACT NUMBER		Lead State assigned contract number (using Lead State's numbering protocol)
STATE		State postal abbreviation code (Alaska = AK, Missouri = MO, etc.)
CUSTOMER TYPE (SEGMENT)		State Gov't, Education-K12, Education-HED, Local Gov't, Medical, Other - are acceptable segments. [determined by industrial practice for each contract - uniform for each contract]
BILL TO NAME		Customer (agency) Bill to name
BILL TO ADDRESS		Customer (agency) Bill to address
BILL TO CITY		Customer (agency) Bill to city
BILL TO ZIPCODE		Zip code in standard 5-4 format [standard 5 digits is acceptable, formatted as a zip code]
SHIP TO NAME		Customer (agency) Ship to name
SHIP TO ADDRESS		Customer (agency) Ship to address
SHIP TO CITY		Customer (agency) Ship to city
SHIP TO ZIPCODE		Zip code in standard 5-4 format [standard 5 digits is acceptable, formatted as a zip code]
ORDER NUMBER		Vendor assigned order number
PO DATE (ORDER DATE)		(mm/dd/ccyy)
INVOICE DATE		(mm/dd/ccyy)
INVOICE NUMBER		Vendor assigned Invoice Number
PRODUCT DESCRIPTION		Product description of purchased product
UNSPSC		Commodity-level code based on UNSPSC code rules (8 Digits)
LIST PRICE/MSRP/CATALOG PRICE		List Price - US Currency ($99999.999) [determined by industrial practice for each contract - uniform for each contract]
NASPO ValuePoint PRICE		NASPO ValuePoint Price- US Currency ($99999.999)
QUANTITY		Quantity Invoiced (99999.999)
TOTAL PRICE		Extended Price (unit price multiplied by the quantity invoiced) - US Currency ($999999999.999)
NASPO ValuePoint ADMIN FEE		Administrative Fee based on Total Price - US Currency ($999999.999)
VAR/Reseller/Distributor		If a VAR/Reseller/Distributor, name of VAR/Reseller/Distributor and state where located
Energy Star Compliant		Yes = 1 No = 2 Energy Star Does not Apply = 0
Optional		More information

NASPO ValuePoint Cooperative Contract Detailed Sales Report

Contractor: Quarter: ☐ No Quarterly Sales

Vendor Name	Vendor Contract Number	State	Customer Type	Bill to Agency	Bill to Address	Bill to City	Bill to Zipcode	Ship to Agency	Ship to Address	Ship to City	Ship to Zipcode	Order Number	PO Date	Invoice Date	Invoice Number	Product Description	Quantity	UNSPSC Commodity	IRU or CRU	List Price/MSRP	NASPO ValuePoint Price	Total Price	Admin Fee	EPEAT	Energy Star Compliant

Need to match up with Green Language in RFP

Provider lists each Make / Model of equipment sold and the quantity sold of each.

Quantity Sold	Equipment/ Accessory Type	Part Number	Manufacturer	Model	Discount Eligibile	List Price	Notes
					yes / no		

to be taken
from category
2 cost sheet
examples:
smart phone
tablet
case
etc …

verizon

Solicitation # CJ18012 Wireless Data, Voice and Accessories RFP
Attachment L
Network Technology Questionnaire

The following section requests a description of the characteristics of the networks that you will be using to provide the services covered by award Category 1 of this RFP. To understand the infrastructure and context in which your services will be offered, we ask that you please describe your existing networks, technologies, and plans.

1. 4G Cellular Services

   Describe the current status and plans for your 4G LTE and earlier generation wireless voice/data technologies.

   Verizon's Response

   On December 31, 2019, Verizon plans to retire its CDMA-only network (1x/EVDO, 2G/3G), and will stop activating new CDMA-only devices after June 30, 2018. Verizon will continue supporting the following account services through July 1, 2019: Device ID Change, MDN Change, Price Plan Change, Suspend and Resume, and Reactivate MDN.

   4G will evolve towards 5G and will include backwards compatibility features to ensure a smooth transition. It's important to understand that 5G won't replace 4G. In fact, as we build out our new 5G network, we will continue to invest in our award-winning 4G LTE advanced network.

   1. Current 4G network coverage across the U.S.

      Verizon's Response

      Verizon's 4G LTE network is available to more than 98 percent of the U.S. population and covers more than 321.3 million people.

      LTE Advanced - Verizon customers in more than 2,000 markets can access the benefits of carrier aggregation and those in 1,100 markets can access 4x4 MIMO (Massive Input, Massive Output) and 256 QAM (Quadrature Amplitude Modulation) in addition to carrier aggregation.

      Our online Coverage Locator tool depicts our wireless coverage area on a national map and enables you to zoom into any local area by entering that area's ZIP Code or the city and state information. The maps rendered show approximations, based on our internal data, of where coverage for various services is available.

      Our online domestic Coverage Locator tool can be accessed at

https://vzwmap.verizonwireless.com/dotcom/coveragelocator/

Our online international Coverage Locator tool can be accessed at:

http://verizon.cellmaps.com/

2. Major planned enhancements for these and earlier generation networks in light of the deployment of 5G-based services

Verizon's Response

The low latency, high bandwidth combination that 5G includes will enable advancements in technology such as remote robotic surgery, autonomous cars, connected cities, augmented reality and virtual reality, but it will take some time to get there. Standards are still being developed for 5G but Verizon will continue to push the limits of what can be done for the customer. As we build out our new 5G network, we will continue to invest in our award-winning 4G LTE advanced network.

3. Voice Quality Performance Target/Guarantee:
   a. Mean Opinion Score (MOS) rating for voice calls

Verizon's Response

Verizon provides the absolute best voice quality possible however wireless links can often degrade due to distance from cell sites and in building penetration as well as other factors. As long as there are locations where service cannot be maintained there will always be areas where sufficient voice quality Is not possible. When compared to other service providers, Verizon tends to be the best however we cannot claim a specific MOS everywhere.

   b. Dropped Call Percentage

Verizon's Response

Verizon tries to maintain the best network at all times and strives for a 0% dropped call rate however there are times when performance cannot be guaranteed. Third party tests by Root Metrics consistently show that Verizon outperforms its competitors and recently posted its results for the first half of 2018 once again indicating that Verizon is the market leader.

   c. What improvements do you expect with the introduction of VoLTE and Wideband Voice?

Verizon's Response

The introduction of Voice over LTE (VoLTE) technology has enabled us to offer High Definition (HD) Voice. With HD Voice, voice calls are delivered over

Verizon's 4G LTE network instead of the traditional voice network. HD Voice offers the following services on select devices:

- ✓ HD Voice
- ✓ Video Calling (not available on all HD Voice-capable devices)
- ✓ Simultaneous Voice and Data
- ✓ 6-Way Calling
- ✓ Wi-Fi Calling

HD Voice

Available on select Smartphones, HD Voice provides improved voice quality with a more natural sound than standard voice calls and enables future HD Voice interoperability with other carriers.

HD Voice also offers Video Calling options, including making and receiving video calls directly from contact lists. Subscribers have the ability to change their calls instantly from voice-only to voice-and-video. In the near future, enhancements to the HD Voice suite of services, such as large file transfer, more robust group messaging, and location sharing, will be available.

Verizon has a growing line-up of HD Voice-enabled devices. For a list of HD Voice-enabled devices, please visit www.verizonwireless.com/advancedcalling .

Please note: HD Voice and Video Calling are only available when both parties use HD Voice-enabled phones provisioned with Verizon HD Voice. Both parties must be connected to Verizon's 4G LTE network. While HD Voice is available at no additional charge, both HD Voice and the voice portion of Video calls are billed according to a customer's existing voice calling plan. Video calls also incur data usage when not connected to Wi-Fi.

At this time, HD Voice does not offer interoperability with an organization's IP PBX systems.

Video Calling

Video calls require a LTE connection to set up, unless the user has enabled Wi-Fi Calling. Once the video call has been established, data will automatically be transported over the Wi-Fi data connection, if available. Please note: Video Calling is not available on all HD Voice-capable devices.

Apple devices only support video calling using the Apple Facetime Application or when using another downloadable solution through Apple's iTunes app store.

Wi-Fi Calling for Android/iOS

Wi-Fi Calling expands customers' calling options at no extra charge. With Wi-Fi Calling, customers can:

Make and receive calls and send messages even when there is no cellular coverage.

Call U.S. numbers with no airtime charges while in the U.S. or traveling internationally.

Calls to international numbers while in the U.S. or traveling internationally are subject to international long distance charges [the user must have an "International Calling while in the U.S." option on the line/account]

Place an HD Voice video call over Wi-Fi when cellular coverage is not available (available on select Android devices only).

Please note: The cellular network is preferred for voice calls in the United States. When users roam outside of the Verizon domestic footprint, they may select "Prefer Wi-Fi" when roaming in their HD Voice device settings. During a call transported over Wi-Fi, the in-call screen will display a Wi-Fi phone icon. For billing, Wi-Fi calls always originate in the U.S. even when the user is outside of the U.S - this is why calls to international numbers are billed as international long distance ("International Calling while in the U.S.") whether or not the user is in the U.S. Outgoing international calls are always billed at international long distance rates but incoming calls do not get charged international rates for either cellular and Wi-Fi calls. Voice calls are billed based on the access network and location at the beginning of the call, not where they end or transition.

To activate Wi-Fi Calling, customers must first activate HD Voice on their Smartphone. They must also have access to the Internet through their device's Wi-Fi connection. Please note: If they lose their Wi-Fi connection while on a call and they have not re-established a cellular connection, their call will drop.

Government customers have the option of blocking the Wi-Fi Calling feature through Verizon's business account portal.

4. Broadband Data Performance Expectations/Guarantees:
   d. Uplink/Downlink Data Rates (Peak, Sustained, Cell Edge)

Verizon's Response

Average network-to-device speeds, or downloads, will range from 5 to 12 Mbps.

Average device-to-network speeds, or uploads, will range from 2 to 5 Mbps.

e. Latency

Verizon's Response

4G

- ✓ An average network-to-device (one-way) latency below 50 ms is expected, delivering mobile broadband responsiveness equivalent to wireline connections.
- ✓ LTE Cat-1: In lieu of offering theoretical values and/or arithmetic means, Verizon will provide comprehensive values by region to target meaningful information at a later date (For the RFI, 20-40ms (can increase based on system design)).
- ✓ Cat-M1: In lieu of offering theoretical values and/or arithmetic means, Verizon will provide comprehensive values by region to target meaningful information at a later date (For the RFI, 20-40ms (can increase based on system design)).

5G

- ✓ Verizon currently testing fixed 5G in several market. In lieu of offering theoretical values and/or arithmetic means, Verizon will provide comprehensive values by region to target meaningful information at a later date (For the RFI, 4ms max. Also specs for 1ms for ultra-reliable low latency communications are in place).

5. Mobile E911 Technology

f. Technology employed?

Verizon's Response

The Federal Communications Commission (FCC) requires wireless carriers to provide Enhanced 911 call identification capability when requested by each of the state/local Public Safety Answering Points (PSAPs) nationwide (most are arms of local government).

Basic 911

Verizon provides Basic 911 call routing throughout our nationwide wireless network. However, with Basic 911 service, PSAPs cannot automatically read the mobile phone number of the caller or their location, and need to rely on the caller to provide this information. The FCC Basic 911 rules require wireless carriers to route all 911 calls to designated emergency call takers – the PSAPs - without procedures intended to identify and intercept calls from non-subscribers.

Enhanced 911

The FCC's Phase I Enhanced 911 rules require wireless carriers to automatically provide PSAPs with the telephone number of the 911 caller and the location of the cell site and sector used to originate the 911 call. Phase II Enhanced 911 rules require wireless carriers to automatically provide the telephone number of the 911 caller and far more precise location information.

We have successfully implemented extensive network components, purchased modified handsets, and completed a complex series of tasks associated with providing enhanced 911 Phase I and Phase II location services to Public Safety. We continue to meet the schedule set by the FCC in October 2001. As of October 1, 2018

- ✓ We have deployed Phase I E911 service to approximately 82% of the 6,300 PSAPs in the United States.
- ✓ We have deployed Phase II E911 service in 80% of the PSAPs.

Approximately 99% of the PSAPs capable of receiving 911 calls now receive enhanced 911, which displays the caller's phone number and address to the call taker. Until all PSAPs upgrade their systems, calls made from subscribers' E911-capable handsets to 911 call centers will go through and appear with only the data the PSAP is capable of receiving.

Text to 911

Verizon joined several other wireless providers to enable free Text-to-911 service from our devices. We initially signed a voluntary agreement with the FCC to offer this service to our customers, enabling them to communicate with 911 dispatchers as if they were on a voice call and are now compliant with the FCC's August, 2014 ruling on text-to-911. This feature is currently available in areas where the local 911 dispatch center has installed the appropriate upgrades to accept text messages. As of September 30, 2018, we have provided text-to-911 capability to 1,979 public safety answering points in 42 states.

g. Location Accuracy?

Verizon's Response

We offer a wide variety of handsets with Global Positioning System (GPS) capabilities to be used in conjunction with E911 services. Since December 30, 2003 all of the handset models we sell are GPS-capable of transmitting their E911 location.

Please note that E911-capable handsets will not be able to provide location information to 911 call takers until the 911 call takers' (PSAPs) systems and

some local telephone company systems are upgraded to receive and use the enhanced location data. These systems may still need to rely on mobile callers to identify their location.

Subscribers with questions about local E911 services should contact their local Public Safety Authority.

h. Indoor versus outdoor accuracy?

Verizon's Response

The FCC implemented indoor accuracy thresholds in its recent 4th Report and Order adopted in February, 2015. This Order implements new, forward-looking accuracy thresholds that apply to both indoor and outdoor mobile 911 calls. The rules look at increasing 50 meter accuracy locations on all 911 calls over time. The first threshold targets 50 meter accuracy for 40% of both indoor and outdoor mobile 911 calls by April, 2017 and 50 meters for 50% of all mobile 911 calls by April, 2018. The 50 meter percentage increases over time to 80% of all mobile 911 calls by April 2021. Verizon has exceeded the current accuracy thresholds and fully expects to comply with future accuracy thresholds using either Dispatchable Location or geodetic X/Y locations.

i. Compliance with February 2015 FCC Mandates

Verizon's Response

Verizon complies with the current accuracy threshold and fully expects to comply with future accuracy thresholds using either Dispatchable Location or geodetic X/Y locations.

j. Technology Plans/Expectations/Timeframes

Verizon's Response

Verizon is actively developing and implementing a Dispatchable Location solution using the National Emergency Address Database (NEAD) which is targeted for launch in early 2019. Verizon also is working on deploying several other methods for improving the accuracy of x, y coordinate information delivered to public safety, including the so-called Device-Based Hybrid solution in which the wireless handset uses both satellite-based and WiFi-based information to generate a highly accurate x,y coordinate.

2. Network Reliability, Disaster Recovery and Business Continuity

Describe your overall disaster preparedness plan, the steps you have taken to safeguard your internal and exposed assets, and the types of services and response we can anticipate in the event of an emergency or a disaster.

Verizon's Response

Our mission critical functions and systems, including our wireless network, IT systems, and customer contact centers are resilient by design. The business continuity/disaster recovery plans for mission critical functions and systems are updated and tested at least annually. Our crisis management teams are also tested through simulated exercises at least annually. Many of our plans and teams are put to the test throughout the year in response to real disasters, such as hurricanes, wildfires, and flooding events.

The Verizon Wireless Business Continuity and Disaster Recovery program is just one part of our overall philosophy to provide high quality services for our customers. Our nationwide wireless network is at the core of our business, and we have invested more than $126 billion since the company was formed – averaging over $6 billion every year – to increase coverage and capacity and to add new services.

Our Business Continuity and Disaster Recovery (BC/DR) program team is responsible for minimizing the impact of a disruption to our customers, employees, infrastructure, and business operations. We accomplish this objective by focusing on the following activities:

- ✓ Identify critical functions, infrastructure and risks;
- ✓ Implement strategies to minimize the risk of a disruption;
- ✓ Develop Business Continuity and Disaster Recovery plans, and Crisis Management Teams to recover operations in the event of a disruption;
- ✓ Maintain BC/DR plans, with updates completed at least annually;
- ✓ Test our plans, at least annually, to validate our response capabilities.

We continue to refine our response and recovery capabilities due to the increasing variety of services we provide and the ever-changing level of potential threats to these services.

The cross-functional Crisis Management Teams in place across our national footprint enhance coordination and response activities during crisis events. These teams provide a command-and-control structure that allows management to gather and report information about crisis events, for the teams to escalate decision-making as needed, and to facilitate resource allocation.

BC/DR activities are visible across all major aspects of our company. We have developed numerous plans to recover critical functions. Business functions have implemented strategies and procedures that not only support routine operations, but also help the function continue to operate in the event of a disaster. Robust operational strategies are at the core of our ability to provide reliable and resilient services.

Network Operations – Our wireless network is resilient by design

The Verizon Wireless network operations philosophy is driven by the desire to provide our customers with an extremely high level of service.

Verizon Wireless strives to deliver superior service based on our design philosophy, which includes redundancy on critical paths and components so that a potential failure of a network component does not significantly affect our customers. Our wireless services are provided through a large and sophisticated national network of 137 Mobile Switching Centers (MSCs) and Data Centers throughout our service areas. We will continue to invest in our network to support our customers.

The wireless voice and data switching networks are designed to provide continuous service to the customer. The communications between our internal switches and external networks such as the Public Switched Telephone Network (PSTN) and the Internet are also designed to reduce the possibility of interrupted communications. The use of battery and generator backup systems in critical locations also serves to minimize the risk of a disruption, if commercial power is lost.

Our design concept extends from our equipment and technology capabilities to our business procedures. These procedures include frequent and thorough preventive maintenance, real-time monitoring of all key system components, the 24x7x365 availability of trained maintenance personnel to repair or resolve critical failures should they arise, and wide deployment of these personnel and spare parts to permit rapid response and restoration of service.

Our most critical recovery assets are the thousands of highly-trained and experienced network technicians who have repeatedly proven their ability to respond, troubleshoot problems, and restore service to our customers during emergency situations.

1. Describe your overall approach to network hardening, including physical security for exposed assets, redundant links to cell sites, and internet-initiated threats.

Verizon's Response

Monitoring, maintenance, and restoration of wireless services

Service protection and restoration strategies are an integral part of Verizon Wireless network management and operations.

We have two Network Operations Centers (NOCs), one located in New Jersey and another in Texas, that monitor all facilities, cell sites and switches across

our nationwide network. These NOCs are staffed 24x7x365 with experienced personnel who work closely with our regional field operations teams and with our vendors to coordinate and expedite the restoration of service in the event of outages. Each NOC receives alarms or other indicators that help troubleshoot problems in the network, and that provide technicians with key information to analyze and maintain network integrity.

The NOC technicians work with the field operation managers, and personnel are dispatched to the affected site as needed. An inventory of standard spare parts and repair equipment is available to technicians in all of our central network locations. We also have standing agreements with our critical vendors to get 24x7 support from their engineering personnel and obtain replacement equipment if required. Verizon also maintains a monitoring center for cyber related threats.

Strategy for continued service to Mobile Switching Centers

Mobile Switching Centers are an important part of our national wireless network, and we continue to add them to our network as we grow. We have 137 MSCs strategically distributed across the country to meet the needs of our customers. Our teams monitor the loading of the switching and data systems to maintain an optimum capacity and service level. One goal of this is to reduce the impact of a disaster to any one MSC. Available capacity in neighboring MSCs could be utilized in the event of a serious disaster.

In addition to redundancy in the equipment and circuitry, each MSC is protected by automatic power backup systems, by automatic fire detection and suppression systems, and by physical security systems and alarms. MSC buildings have restricted access to prevent entry by unauthorized personnel. The building structure itself is designed to provide protection for the systems and services located inside.

In each MSC, network operations personnel routinely backup system data for the switch itself and the peripheral systems. Automated backup routines are supplemented with scheduled manual backup routines and off-site storage of critical data.

A disaster recovery plan has been developed for each MSC, which addresses the recovery of the systems, services and personnel. These plans are updated at least annually. Exercises are conducted at least annually to confirm that these plans can be implemented as expected and to continually increase the readiness of the network teams to respond to an actual disaster. These exercises focus on disasters that may impact us or our customers.

Strategy for continued service to cell sites

We have thousands of cell sites across our nationwide network to provide the desired level of customer service, both in terms of capacity and quality of

service. Despite the large number of sites, the loss of a single cell site is still a serious situation. We take extra precautions to protect and keep cell sites operational.

Cell site operations are protected in many ways, including redundancy in the equipment, automatic power backup systems, automatic fire detection systems, and by physical security systems and alarms. Through arrangements with our vendors, any major components of a cell site, up to and including the building and tower, becomes an immediate priority restoration effort on the part of both Verizon Wireless and our vendors.

Cell site equipment has sophisticated diagnostics that can instantly determine if a problem occurs at the site. These diagnostic alarms are transmitted to the MSC, which is monitored by regional field operations teams, and the NOC. Cell sites are outfitted with backup batteries, and in most cases backup generators in case of commercial power loss.

We maintain and utilize portable cell sites referred to as Cells-on-Wheels (COWs) and Cell-on-Light-Trucks (COLTs), which are fully functional generator-powered cell sites that can replace or enhance network coverage and capacity in a given area. They can accommodate both voice and data services, and can be used for emergency situations. For example, they can be used to enhance communications between firefighters when they are fighting a fire in a remote wilderness area. These portable cell sites are strategically located throughout our network coverage areas and may be deployed to an area that is affected by a weather-related or other disaster.

Backup power strategy for the wireless network

Verizon Wireless purchases power from electric companies for the day-to-day power requirements of our network infrastructure. If commercial power is lost, we have implemented backup power systems for all of the critical equipment and infrastructure in our wireless network.

This is accomplished by installing large banks of backup batteries in our MSCs and Data Centers, and these are supported by permanent backup generators. We have arrangements with our fuel suppliers to refill our fuel tanks as needed, allowing our systems to operate until commercial power is restored.

The cell sites are also equipped with batteries, and most sites also have permanent generators which turn-on automatically if commercial power is lost. The company also owns a large supply of portable generators that can be deployed to provide emergency power during extended power outages to those cell sites without permanent generators.

Our MSC, Data Center, and cell site generators are tested regularly to ensure that they are functioning properly. Both the batteries and generators are regularly put through rigorous load tests to ensure that they can support the

needs of the network in the event of a commercial power disruption.

Circuit diversity strategy for the wireless network

Our wireless network is comprised of numerous components that are connected using a mixture of fiber optic and high bandwidth telecommunication circuits. We support many of our critical network locations with diverse circuits, network technologies, and alternate local telecom carriers. The impact of a severed fiber optic cable or a faulty data circuit is minimized by this diversity in our telecommunications connectivity.

Information Technology – Disaster Recovery Planning

The Information Technology (IT) team for Verizon Wireless manages the technology that supports internal business functions. For example this technology helps internal users respond to customer needs, streamline internal and external communications, and automate many of our high volume activities. Many of these technologies are integral to our daily operations.

Our IT Disaster Recovery team focuses its efforts on mission critical applications and systems, many of which support customer transactions. System engineers for these applications and their supporting technologies emphasize redundancy, geographic diversity, and heightened security to safeguard these systems from an unexpected interruption or disaster.

Data Center Strategy

Mission critical applications are maintained in a secure data center environment. Our major data centers are protected by automatic fire detection and suppression systems, and by physical security systems and alarms. The data centers have strictly limited access to prevent entry by unauthorized personnel. Only a small number of authorized employees are permitted to access these data centers, and the buildings are monitored by security guards and camera systems to provide a high level of protection to the systems and services located there.

All data centers are backed up by both battery and permanent generator systems which are designed to support the data center for extended timeframes in the event commercial power is disrupted. These systems are tested regularly to ensure that they will provide power when needed.

Data Backup Strategy

In each of the Data Centers that house mission critical applications, a significant amount of resources are put into our data back-up and restoration capabilities. Ensuring the availability and security of critical historic data is part of daily operations, and our back-up procedures include internal and off-site rotation of electronic files.

2. What are your greatest challenges in terms of recovery in the event of extensive damage throughout an extended area, and how do you address them?

Verizon's Response

In our experience the primary challenge in the event of extensive damage throughout an extended area is the disruption of electric power. We address this by investing in backup power sources including backup batteries, and both permanent and portable generators.

Recovery Plans and Tests

The IT Disaster Recovery team develops tests and maintains disaster recovery plans for mission critical applications in the data centers. Exercises are scheduled at least annually to confirm that the applications can be restored properly, that all interfaces are accessible, and timeframes are met. Surprise simulation drills are also conducted to enhance the preparedness of the recovery teams.

Customer Service – Answering the call for operational resilience

Providing industry leading customer service is an important way for us to understand our customer's expectations, assist with questions, and ensure satisfaction with the services we provide. We continue to invest in our ability to provide excellent customer service, whether the customer contacts us during routine operations or in the midst of a hurricane.

Our customer service operations are designed to be resilient. The contact centers are equipped to adapt to changes in customer call volumes, call types, or other circumstances so that they meet service quality targets. Customers are also provided with many different ways to interact with us. For example, customers can gather information about their accounts using our website and other self-service tools if these are most convenient for them.

Call routing between multiple locations

Our customer service team operates multiple contact centers located across the United States. Our teams can redirect calls between these locations to provide the best service possible and to optimize the skills of our personnel. This operational strategy is a valuable asset during times of crisis, since it helps minimize the customer impact from a disaster that may affect one location. For example, if one contact center needs to close due to a threatening major storm in the area, that center can redirect its calls to an alternate center in an unaffected part of the country. Our national operations infrastructure is a benefit for our customers since it limits the likelihood that any one event will cause a significant impact to our customer service operations.

Contact center infrastructure

We pay particular attention to the design of our contact centers, not only to make them a safe and enjoyable workplace for our employees, but also to minimize the risk of a disruption. These efforts include special security access to the building, including security guards, camera systems, and lighting systems. The communications equipment is maintained in a secure and environmentally controlled computer room, which is supported by both backup batteries and generator power.

Recovery Plans and Tests

Our customer care teams work closely to monitor service levels, and the need to redirect calls to an alternate contact center. We have documented many of these routing patterns in our recovery plans to streamline our ability to activate the technology in the event of an interruption, and to send calls to the teams that are best equipped to help the customer.

3. Describe the types and amounts of back-up batteries, generators, COWs/GOATs and other deployable assets you maintain, and how long a period of disruption you anticipate in your planning.

Verizon's Response

Since the beginning, Verizon has worked closely with first responders, our customers, and our communities to provide support and wireless solutions when they are needed most - during an emergency/extreme weather conditions. With threats of hurricanes, tornadoes, wildfires and other natural disasters always a possibility, customers rely on us to keep them connected and productive, especially when the unexpected happens.

We provide support in a variety of ways, often lending wireless voice and data devices to first responders and emergency personnel. We built a Public Safety Private Core to support public safety, especially during times of high data traffic. And when disaster strikes, we coordinate with first responders and can mobilize charging stations, special equipment, emergency vehicles and more to support local, state and federal agencies across the U.S.

We also deploy Wireless Emergency Communication Centers (WECCs) into disaster zones, providing a safe place where impacted members of the community can charge their phones, make a free call, or access the Internet.

We also have hundreds of portable assets located across the country that enable our teams to enhance or restore network coverage and capacity in emergency situations. There are many types of assets and innovative solutions, such as:

- ✓ Cell-on-Wheels (COW)
- ✓ Cell-on-Light-Truck (COLT)

- ✓ Repeater-on-a-Trailer (RAT)
- ✓ Tower-on-Wheels (TOW)
- ✓ HVAC on Roadside Equipment (HORSE)
- ✓ Generator on a Trailer (GOAT)
- ✓ Repeater on a Trailer (RAT)
- ✓ Pico cell on a Trailer (SPOT)
- ✓ Cell Repeater on Wheels (CROW)

We also continue to design and deploy innovative portable solutions that provide our personnel, first responders, and our customers with options that extend wireless coverage into areas of need. Many of these solutions leverage technologies ranging from lightweight suitcase-sized cell sites, to trailer-based solutions, and Unmanned Aerial Vehicle (UAV) assets.

We invest billions of dollars in our network every year – more than $126 billion since 2000. These investments include hardening our network from top to bottom – from switching centers to cell sites. For example:

- ✓ Our sub-zero switches are built in places like Minneapolis, where snow and ice are the biggest weather threats to our facilities. Reinforced roofing, specialized entranceways, thicker insulation and fiber buried to a much deeper level are key characteristics in this weather-fortified building. When ice melts, we have aquadams, which, when deployed extend 500 feet around the perimeter of a switch location and when filled with water act as a barrier to flood waters to protect the building.
- ✓ Throughout Florida, an area known for hurricane activity, "Super Switches" are built to withstand Category 5 hurricane winds. These switch locations boast tilt wall block construction built of concrete and rebar and - because of possible flooding - fiber enters the facility in two distinct locations to ensure additional redundancy. Additionally, because commercial power loss is often associated with hurricanes and tropical storms, the Florida Super Switches have dual on-site generators and HVAC systems. The switch facilities also serve as emergency operation centers when hurricanes or other emergencies arise.
- ✓ Along the east coast, flooding is a significant issue when tropical storms and hurricanes threaten. So Verizon has built cell towers on stilts and elevated platforms. Base stations that house the majority of a cell tower's equipment including its power, generators, cooling

systems and transport interface, are elevated from ground level so if flood waters reach the tower, the equipment is safe, dry and able to perform.

- ✓ Because earthquakes cause lateral and vertical movements, the switch location in California is designed to withstand likely seismic movement patterns. Steel frame walls, suspended ceilings and extra bracing throughout for on-site generators, fire suppression agent tanks and battery racks keep this building standing. Exterior generators are integrally mounted to their fuel tanks to prevent severance of buried lines and subsequent fuel spills.
- ✓ We own a fleet of portable emergency equipment that can be deployed quickly to keep customers connected or restore damaged connections as soon as possible.
  - In the heartland, tornados often threaten equipment that is stored outdoors as most of Verizon's mobile equipment is. In Kansas, however, mobile assets are safely stored 60 feet underground in a 20,000 square foot cave, which provides safe and convenient storage for emergency assets including portable COWs, COLTs, HORSEs, GOATs, RATs and CROWs.

Being crisis-ready is paramount to Verizon, and we are committed to supporting those who need us most when they need us most. During an emergency, first responders rely on wireless service more than ever to coordinate efforts in the face of fires, floods, snow and wind storms, earthquakes, tornados, or hurricanes.

The following are examples of how we have responded to natural disasters and kept first responders, government agencies and customers connected.

Fires and Extreme Heat:

Throughout November and December 2017, wildfires raged in Southern California. We loaned over 130 wireless devices to emergency response organizations supporting the Southern California wildfires. We added capacity to cell sites near Lake Cachuma to handle increased network traffic while the Cal Fire incident command center was operational. Displaced residents were welcome to use our cell phone charging stations and Internet-connected laptops at the UC Santa Barbara and Ventura County Fairgrounds evacuation centers. Our Verizon's Response Teams were on site providing assistance.

In October 2017, as wildfires broke out across Napa, Sonoma and Mendocino Counties in California, for some impacted sites, Verizon utilized temporary microwave technology to provide connectivity to the network. Our Network team refueled generators at cell sites and kept them running until commercial

power was restored. We supported first responders and government officials with recovery efforts, as well as those in the community who needed assistance. Verizon deployed a COW to provide coverage to the Sonoma County Fairgrounds evacuation shelter in Santa Rosa. A Disaster Response Trailer (DRT) was deployed at Kaiser Permanente Hospital in Napa, with Internet access, laptop computers, phones and a wireless charging station for public use. Additional wireless connectivity to support emergency personnel was added to the Sonoma County emergency operations center (EOC), Sonoma County Sheriff's office, Napa County Sherriff's office, the Cal Fire base camp in Napa and the City of Santa Rosa EOC.

In July 2017, as wildfires burned through the dry terrain in western US states, Verizon responded with critical communications to support the 8,000+ firefighters and first responders on the ground. During an emergency, first responders rely on wireless service more than ever to coordinate efforts and we are there to support those first responders and the communities they serve.

In California, we brought satellite communications service to a remote area where the Schaeffer Fire burned in Sequoia National Forest, 17 miles north of Kernville in Kern County, CA. The US Forest Service Incident Management Team requested assistance for the fire base camp located at Black Rock Visitor center. We provided two satellite communications solutions to provide 4G LTE service: a SPOT includes a 30-foot antenna mast with the satellite dish on top of the trailer and a portable mini-satellite dish with a 4G LTE eFemto cell. In addition, we responded to requests for communications assistance by loaning wireless devices and jetpacks (portable wireless hot spots) to first responders at the Winters Fire (Yolo County), Alamo Fire (San Luis Obispo County), Wall Fire (Butte County) and Whittier Fire (Santa Barbara).

In Utah at Brian's Head Fire, we deployed a COW to the Brian's Head Fire command center and base camp near Panguitch, UT. The COW is a mobile cell site with multiple voice and data channels capable of processing thousands of calls and data transmissions simultaneously. The COW provides additional capacity for emergency crews accessing the Internet, sending text and video messages and making phone calls during disaster response efforts. The base camp needed critical communications services to support over 1,000 firefighting personnel.

In Arizona, to assist the first responders and residents, we deployed multiple network repeaters that pick up a network signal, amplify it and point it to an area with weaker or no signal.

In April 2017, a wildfire spread to more than 40,000 acres of the Coronado National Forrest, just South of Tucson, AZ. A crew of about 600 firefighters battled the Sawmill Fire as it spread, leaving over 100 people evacuated from

their homes. As soon as we were contacted, our Verizon Crisis Response Team (VCRT) and Sales Operations organization shipped out Smartphones and tablets to emergency crews battling the blaze.

Throughout the fall of 2016, as more than 30 wildfires burned in northern Georgia, eastern Tennessee, eastern Kentucky, the western Carolinas and parts of surrounding states, Verizon responded with assistance to firefighters, the U.S. Forest Service, support personnel and impacted residents. When the southern Appalachian wildfires ignited, Verizon Network teams immediately began monitoring network performance in affected areas to ensure residents and emergency crews could communicate. In addition to monitoring for sustained network performance, Verizon actively supported emergency responders by deploying two COLTs, which are temporary generator-powered mobile cell sites with multiple voice and data channels capable of processing thousands of calls and data transmissions simultaneously. These COLTs provided additional wireless capacity for emergency crews accessing the Internet, sending text and video messages and making phone calls during disaster response efforts. Our Network teams also deployed a COW and CROWs to keep emergency responders connected. To accompany this increased network capacity, Verizon delivered wireless phones and Internet hotspots for the Forest Service to use in its efforts, and set up charging stations at a fire department and two shelters in NC to help keep wireless equipment charged and people connected.

During the summer of 2016, with fires raging and extreme heat in the West, Verizon engineers had portable cooling units staged for deployment to sites to ensure our network equipment – vital to connecting customers to friends, family and emergency personnel – continues to maintain high performance as temperatures soared. In areas where the wildfires ravaged large swaths of land, Verizon's back-up generators and batteries kept cell sites online and performing well.

Tornadoes:

In April 2017, VCRT took to the road to support relief services in East Texas after four tornadoes ripped through Van Zandt and Henderson counties. One of these deadly tornadoes left a trail of damage spanning over 50 miles wide. The fatal storms left over 7,000 people without power. We sent a disaster relief trailer out to Canton, TX, where our employees set up charging stations, passed out water, and kept locals connected with phones, Jetpacks, and tablets. We also deployed Jetpacks and phones to local officials and first responders.

In November 2016, tornadoes caused additional problems in Tennessee while emergency crews still battled wildfires. Tornadoes caused three cell sites to go out of service in Athens, TN, and our Network Team brought in a COW to provide coverage/increase capacity until the sites were back in service.

Hurricanes, Rain Storms and Floods:

In May 2018, in response to severe flooding in the Ellicott City, MD area, Verizon deployed a SPOT, which is a stand-alone cell site delivering LTE and voice services that are powered with a generator and rely on satellite connection so no wired connections are required to add wireless coverage and capacity; delivered portable Wi-Fi hotspots for public safety agencies for additional connectivity; and provided a charging tent for first responders and the public.

In September 2017, Hurricane Irma left devastation behind as it traveled through the Southeast. Our network team staffed our command centers 24x7 and was in contact with federal, state and local emergency management teams to coordinate communication needs and efforts with them. Our mobile equipment fleet was deployed throughout Florida. Hundreds of portable generators were in use. We deployed two SPOTs in the Keys to assist the Florida Department of Law Enforcement with their recovery operations. Also deployed to the Keys were: a Tactical Command Trailer, which is a completely self-sufficient trailer that provides support to government agencies and can function successfully on deployments as short as a day or as long as several months; a Mobile Command Center, which helps provide support to rebuild network infrastructure and also provide support to government agencies; a Gooseneck Trailer, equipped with connectivity, 5 mobile workstations and an inflatable shelter; a Big Red, a big rig equipped with connectivity, 24 mobile workstations; and a Wireless Emergency Communication Center, which is a generator-powered mobile unit that provides device charging, computer workstations and wireless phones, tablets and other devices enabling members of the community to contact friends and family. Just like our network engineers, our Operations, IT and Retail teams also worked nonstop to reopen our stores. Generators were deployed to locations without power and Stores on Wheels to locations with significant damage. More than 90 percent of our company-owned retail locations in Florida were open for business to serve the needs of all those in the community. Additionally, two WECCs were deployed in Naples near the areas hardest hit by the storm.

Also in September 2017, Hurricane Maria became the worst natural disaster in the history of Puerto Rico. We pledged grants of $5 million to fund Hurricane Maria relief efforts in Puerto Rico and the U.S. Virgin Islands. Verizon engineers were on the ground for weeks assisting our roaming partners on the islands, offering support to carriers and coordinating with federal agencies. We provided portable equipment, including generators, mobile cell sites and antennas, to our roaming partners, Claro and Open Mobile. We donated a generator to the University of Puerto Rico. And we donated 44 laptops to help local regulators bring Internet access to residents allowing them to apply for aid and communicate with friends and loved ones. The donation doubled the number of Internet access locations available to

residents.

In August 2017, when Hurricane Harvey made landfall in Texas, we already had teams and equipment deployed, including COWs, COLTS and mobile connection rigs and staffing shelters in Houston, Dallas and San Antonio to assist first responders and displaced residents with mobile charging, Internet access and other communications needs. Three COWs, one located in northeast Houston and two in Beaumont, several CROWs, used in Corpus Christi and near Beaumont, and microwave systems communicating between cell sites in Corpus Christi to the switching center, ensured Verizon customers and emergency management teams stayed connected. In-building solutions reinforced coverage at the command centers of several leading government agencies.

In April 2017, the Red Cross reached out to Verizon for assistance supporting multiple Disaster Relief Operations (DRO) centers in Oklahoma. Heavy rain and thunderstorms led to flooding, road and bridge closures, and residential damage across multiple cities. We provided Jetpacks and Smartphones to enable connectivity between the multiple DROs spread across Northeast Oklahoma.

In February 2017, at least 188,000 people from several cities and counties in Northern California were evacuated due to severe erosion on the emergency spillway at Lake Oroville. California Governor Jerry Brown issued a state emergency as the potential failure of Lake Oroville's emergency spillway would have been "potentially catastrophic". To help customers stay connected, a Disaster Recovery Trailer with Internet access and charging stations was deployed to the Silver Dollar Fairgrounds in Chico, CA. Our Crisis Response Team quickly deployed COLT and GOAT network elements at the request of the Department of Water Resources and we also provided California Fire with five phones and five jetpacks.

In October 2016, Hurricane Matthew unleashed its wrath throughout the Southeast. To help victims of the hurricane more easily reach family, friends and other important contacts, Verizon deployed WECCs near the areas hardest hit by the storm in Georgia and South Carolina. WECCs are generator-powered mobile units that have device charging and computer workstations, and wireless phones, tablets and other devices. Also available at the WECCs were teams of technicians who conducted troubleshooting and charged up wireless phone batteries that survived the storm or had lost power.

In August 2016, thousands of people were displaced by unprecedented flooding in Baton Rouge, LA. Verizon employees from across the country arrived to assist customers throughout southern Louisiana: they set up emergency communications centers that offered free calling, Internet service and charging stations for our customers and other residents; more than 400 phones and hotspots were deployed for volunteer and first responders; retail

employees from other markets arrived to assist in store locations; and a store on wheels opened in the Denham Springs area because our permanent location was destroyed. Our wireline and wireless network teams, sometimes using boats to reach flooded sites, quickly deployed 18-wheeler rigs to provide communication relief, CROWs, COLTs and GOATs to keep customers connected.

In June 2016, historic flooding hit many counties in West Virginia. To help storm victims more easily reach family, friends and other important contacts, a WECC was deployed just north of Charleston, WV, near the areas hardest hit by the storm. This 35-foot trailer comes equipped with 50 charging ports that enable community members to charge their wireless devices despite power outages or residential displacement. Nine sit-down stations are also available and equipped with Internet connectivity and cell phones to enable residents in storm-stricken areas to call loved ones and take care of personal business. Two external LCD screens and satellite connections enable the center to stream weather information and emergency response information to residents.

4. Also describe how your organization would continue to function in the event of a widespread environmental or health threat that would require most citizens to remain at home.

Verizon's Response

We have created a cross-functional pandemic planning team led by the Business Continuity/Disaster Recovery department. Utilizing information and guidance from organizations including the World Health Organization (WHO), Centers for Disease Control and Prevention (CDC), Federal- and State-level Departments of Health and external medical experts, a pandemic action plan was developed for us based on projected risks and potential impact to our employees, customers, vendors and key stakeholders. Our Pandemic Action Plan includes pre-pandemic preparations, initial responses upon pandemic declaration, and full response once our employees or operations are impacted. Critical preparation steps have been completed, including: review of network capacity, confirmation of employee telecommuting capability and stockpiling safety supplies. Our Crisis Management Teams across the United States have been briefed on the plan and have conducted exercises to heighten awareness and response capabilities.

3. 5G Cellular Services

Describe your deployment plans for 5G network coverage across the U.S.

Verizon's Response

Verizon's network legacy is rooted in being the first to deliver to customers

the next-generation of wireless technology, coast to coast, before any other carrier. With the fifth generation (5G) of wireless technology, Verizon is once again poised to usher in a new era of network technology. 5G will deliver enhanced fixed and mobile broadband, low-latency services and massive scale for IoT, which will transform all industries. 5G won't be a wireless "evolution," with better speeds and feeds, but a true revolution changing the way we work and interact: this means more connected services and devices, and higher broadband capacity that can benefit our entire society.

We are committed to developing and deploying 5G wireless technology. Collaborating with Verizon's 5G Technology Forum (5GTF) partners, we are working to ensure the aggressive pace of innovation, standards development and appropriate requirements for this next generation of wireless technology. We are conducting multiple pre-commercial fixed wireless broadband trials on millimeter wave spectrum - this is an important step in commercializing gigabit broadband service to offices and homes via a wireless 5G connection. The trials are providing us with valuable insights for our commercial deployments. During our testing process, we have validated numerous 5G technology enablers, such as wide bandwidth operation of several hundred MHz in size, multiple antenna array processing, and carrier aggregation capabilities that are substantially different from 4G. 5G will combine existing technologies with next-generation radio access advances to deliver new and highly-robust customer experiences. We intend to be the first company to deploy a 5G fixed wireless broadband network in the U.S., anticipating a limited launch in 2018, with 5G service debuting in Los Angeles, CA, Houston, TX, Sacramento, CA, and Indianapolis, IN.

1. Expected Role of 5G in your overall network architecture.
   We would like to understand where 5G "fits" in your overall network strategy. For example, do you see 5G as:
   a. A wholesale upgrade for 4G LTE services in the wide area,

Verizon's Response

Verizon continues to make considerable investments and improvements to the 4G LTE network in addition to the industry-leading work being done with 5G New Radio (NR). 5G will be the first technology that does not displace its predecessor.

b. A high-capacity local distribution solution for a 4G wide area network,

Verizon's Response

Although 5G NR offers the ability to provide solutions for both fixed and mobile applications, Verizon has made a considerable commitment to purchase large amounts of fiber backhaul for cellular base stations.

c. Some combination of the two,

Verizon's Response

Verizon continues to make considerable investments and improvements to the 4G LTE network in addition to the industry-leading work being done with 5G NR. 5G will be the first technology that does not displace its predecessor.

d. A fixed wireless solution for business or residential Internet access, or

Verizon's Response

5G NR offers the ability to provide comprehensive cellular solutions for both fixed and mobile applications.

e. Something else entirely?

Verizon's Response

See above.

2. Please provide the fundamental strategy you are following for deploying 5G technologies going forward.

Verizon's Response

Millimeter (mm) wave spectrum is fundamental to 5G NR performance, and Verizon is currently in the process of building out a dense infrastructure using our current licenses as quickly as possible to serve our customers. The investment is significant in respect to both time and costs which is why Verizon began the 5G journey years ago.

3. Timetable and total percent of 5G coverage in each state.

Verizon's Response

The deployment is very fluid and depends on a variety of variables. The coverage and projections change daily as Verizon works feverishly to extend the network in multiple areas.

4. Proposed Channel Sizes (in MHz) for macro area and small cell deployments

Verizon's Response

Release 15 of the 3GPP specification currently allows for channel sizes up to 400MHz. However, the process of engineering a cellular base station is extremely complicated and relies on a variety of factors unique to each location. As a result, channel sizes will vary.

5. Frequency Band(s) to be used and primary applications for each.

Verizon's Response

Verizon is currently focused on applying owned spectrum licenses (28GHz and 39GHz) for our 5G NR rollout.

6. Pricing Model: Will 5G usage be metered and priced the same rates as 4G voice and data usage or will premium pricing be applied?

Verizon's Response

Verizon is currently exploring various pricing models for 5G. Because 5G is a transformational technology, the way it is priced (similar to the way it will be used) may require a different approach than traditional cellular technologies have in the past.

4. VoLTE and Wideband Cellular Voice Services

Describe you plans for Voice over LTE (VoLTE) and Wideband voice services

Verizon's Response

VoLTE is and will continue to be Verizon's preferred voice solution. Once the 2G 3G sunset occurs, VoLTE on 4G and 5G will be the only path.

1. Current level of VoLTE deployment and ongoing plans

Verizon's Response

VoLTE is a part of Verizon's 4G LTE platform and is available wherever LTE service is available.

2. Wideband Voice (AMR-WB) Availability

Verizon's Response

HD Voice (AMR-WB) and Video calling are available with Verizon service but are dependent on smartphone capabilities.

3. User device availability.

Verizon's Response

Verizon has a growing line-up of HD Voice-enabled devices. For a list of HD Voice-enabled devices, please visit www.verizonwireless.com/advancedcalling.

4. Wideband Voice Interoperability:
   - Between Mobile Carriers

   Verizon's Response

   HD Voice and Video Calling are only available when both parties use HD Voice-enabled phones provisioned with Verizon HD Voice. Both parties must be connected to Verizon's 4G LTE network.

   - Mobile Carrier-to-PBX/UC Platform
   (i.e. compatibility with wideband voice devices using G.722 or other wideband codecs)

   Verizon's Response

   At this time, HD Voice does not offer interoperability with an organization's IP PBX systems.

5. Circuit Switched Fallback Included?

   Verizon's Response

   Verizon continues to support devices that allow for circuit switched fallback through December 31, 2019. Verizon ceased activation of new services using those devices on June 30, 2018. Like for like device swaps will be maintained through June 30, 2019.

6. Describe your overall pricing model for VoLTE services (e.g. Will wideband voice be offered at the same price as existing voice calling services?).

   Verizon's Response

   While HD Voice is available at no additional charge, both HD Voice and the voice portion of Video calls are billed according to a customer's existing voice calling plan. Video calls also incur data usage when not connected to Wi-Fi.

7. As "voice" has essentially becomes additional "data traffic" with VoLTE, indicate the likelihood you will be offering internet-like all-data plans that support all traffic types as opposed to plans that distinguish voice, data and text services.

   Verizon's Response

   Verizon does not currently classify HD Voice as "data traffic." Verizon's HD Voice is measured by the customer's minutes of use. Verizon does not have plans to offer internet-like all-data plans that support all traffic types as opposed to plans that distinguish voice, data, and text services at this time.

5. IoT Cellular Network Services

Describe what you currently have and plan to introduce in the way of network services specifically geared toward Internet of Things (IoT) applications.

Verizon's Response

Verizon has the Machine to Machine (M2M) and Internet of Things (IoT) resources that can help you transform your business operations with a connected ecosystem of M2M and machine-to-human interactions. Smart devices can enhance your delivery of goods and services, help you manage your workforce more effectively and help save more of the world's precious natural resources. IoT can help you solve the challenges of providing more services to your customers without increasing costs. IoT can help make your operations safer for your employees, help you manage regulatory compliance and help you manage and protect remote assets.

The key ingredients for IoT – machine to machine enabled by network connectivity, cloud, security, and network infrastructure - have existed for decades. Still, using IoT as a normal part of your everyday operations requires hard work and a clear plan. Verizon has more than a dozen years of experience in connected solutions. We manage millions of connected devices and we have invested in building an unparalleled base of expertise and technology. We offer you all the pieces of the puzzle you need to realize the full benefits of IoT while mitigating the risk of deploying IoT solutions.

Verizon can help your organization outpace the competition with IoT:

- ✓ We offer 4G LTE-equipped routers and wireless broadband plans to back up your office, retail or remote locations to protect you against costly outages
- ✓ Our Mobile solutions and 4G LTE help you expand your capabilities with interactive kiosks, digital signage, and 4G LTE equipped tablets
- ✓ We have a broad range of certified 4G/3G/2G routers to support wireless deployments
- ✓ Our My Business online resource helps you manage your IoT deployments quickly

Wireless connectivity is just one part of a successful IoT solution. Global networking, security, cloud, and a broad ecosystem of partners are an integral part of launching IoT quickly and securely. Verizon has one of the world's largest IP networks – enabling you to integrate IoT solutions into a global network. Verizon is recognized as a global leader in security and offers a wide range of professional and consulting services. Our team of IT cloud experts can help you capture and manage the data from your IoT devices. Our partners can help you develop specialized hardware, software and services to get your IoT projects going rapidly.

From 4G LTE networks to global IP networks and end-to-end management and security support to industry specific IoT solutions, Verizon can help you rapidly obtain the benefits of IoT to grow your business and outpace your competition.

Self-Service Online Resource for M2M Devices

When organizations rely on data from remote assets, connectivity management

becomes mission-critical. M2M/IoT administrators need to take devices in and out of service according to business need, ensure devices connect and transmit data properly and monitor the costs of remote data acquisition.

ThingSpace Manage is a self-service online resource that provides specialized features to track, monitor and control the connectivity and usage of 2G, 3G, and 4G M2M devices. Our partners and enterprise customers access ThingSpace Manage through a link in My Business.

ThingSpace Manage:

- ✓ Allows you to configure alerts to prevent overages
- ✓ Provides the ability to name devices and assign other custom properties
- ✓ Provides near real-time connectivity status and usage information
- ✓ Tracks and monitors devices by IP address, custom properties, and many other attributes
- ✓ Provides configurable reports and a graphical dashboard

1. List all IoT-Focused Transport Services (e.g. NB-IoT, LTE Cat M1, etc.) Offered and Planned

   Verizon's Response

   - ✓ Currently Offered: LTE and Cat M1
   - ✓ Verizon has plans to support all major IoT-Focused Transport Services, including NB-IoT

2. Performance Expectations (For each service offered):
   - Uplink/Downlink Data Rates (Peak, Sustained, Cell Edge)

   Verizon's Response

   4G
   - ✓ LTE Cat-1: For fixed LTE, UL 5Mbs and DL 10Mbs
   - ✓ Cat-M1: Currently for fixed Cat-M1 UL 375kbps and DL 300kbps; and expected for 2019, UL 1000kbps and DL 600kbps (For Sensor Data).

   5G
   - ✓ For fixed 5G, the standards target will be less than or equal to GIGE UL/DL (Pending our current 28 and 39Ghz trials).

   Note: The rates reflected above are Peak rates. These targets are subject to change.

   - Maximum Transmission Range

   Verizon's Response

4G

- ✓ LTE Cat-1: In lieu of offering theoretical values and/or arithmetic means, Verizon will provide comprehensive values by region to target meaningful information at a later date (For the RFI, varies: 5 Miles in rural macro to 1 SF block for small cell (low power)).
- ✓ Cat-M1: In lieu of offering theoretical values and/or arithmetic means, Verizon will provide comprehensive values by region to target meaningful information at a later date (For the RFI, 5 Miles+ - use case will determine. Low data rate with higher transmissions may increase the range from typical use case on LTE).

5G: For fixed 5G, density is the key to deployment. For example, in a 4G deployment for LA County CA, we would need 1000 antennas. For 5G, we would need 10x, or, 10000 antennas (A mix of small cell and tower antennas).

- Expected Latency

Verizon's Response

4G

- ✓ LTE Cat-1: In lieu of offering theoretical values and/or arithmetic means, Verizon will provide comprehensive values by region to target meaningful information at a later date (For the RFI, 20-40ms (can increase based on system design)).
- ✓ Cat-M1: In lieu of offering theoretical values and/or arithmetic means, Verizon will provide comprehensive values by region to target meaningful information at a later date (For the RFI, 20-40ms (can increase based on system design)).

5G: Verizon currently testing Fixed 5G in several market. In lieu of offering theoretical values and/or arithmetic means, Verizon will provide comprehensive values by region to target meaningful information at a later date (For the RFI, 4ms max. Also specs for sub 10ms for ultra-reliable low latency communications are in place).

- Frequency Band(s) Employed

Verizon's Response

Bands 2 (PCS), 4 (AWS-1), 5 (850), 10 (AWS-1, AWS-3), 13 (750), 66 (AWS-1, AWS-3, AWS-4) with plans for LAA, CBRS, and 5G mmWave frequencies.

3. General Deployment Plans and Targeted Availability

Verizon's Response

4G

- ✓ LTE Cat-1: Deployed

- ✓ Cat-M1: Deployed
- ✓ Narrowband IoT: Roadmap

5G: Fixed 5G commercial deployments are planned for 2018 to 2021 using 28 and 39Ghz spectrum.

LTE CAT-M1

By combining both device and network features, Long Term Evolution (LTE) Category M1 (Cat-M1) is the choice for Internet of Things (IoT) applications requiring long battery life, low cost, lower data speeds, extended outdoor coverage, and improved in-building penetration. Verizon maintains a strong leadership position in IoT technology and solutions with a history of firsts, including the first deployment of 4G LTE, LTE Cat-1 and now LTE Cat-M1.

Our commercial 4G LTE Cat-M1 network spans 2.4 million square miles. This includes all coverage in the continental U.S., Alaska and Hawaii but excludes our LTE Rural America (LRA) coverage [which may be added at a later date]. Currently, Cat-M1 is not supported while roaming on domestic or international partner networks.

This is the first Cat-M1 network providing scale, coverage and security for customers seeking wireless access solutions for IoT. Verizon's Cat-M1 network is built on a virtualized cloud environment that enables rapid and agile IoT solution deployment and nationwide scaling aimed at increasing IoT adoption for developers and businesses with new and more economical IoT data plans. Cat-M1 supports data, SMS and Mobile Private Network in addition to basic broadband services (e.g., public IP access).

A game-changer for the industry, Cat-M1 has a new class of LTE device ideal for applications like sensors. They require less power, offer extended battery life and support an array of use cases ranging from water meters to asset trackers to consumer electronics. In collaboration with industry-leading partners, Verizon has enabled an open ecosystem for Cat-M1 that includes infrastructure providers and manufacturers of chipsets, modules and devices. Verizon's Cat-M1 partners include industry leaders including Sequans, Telit, U-Blox, Sierra Wireless, Gemalto, Qualcomm Technologies, and Altair, who together with Verizon are solving for the next generation of IoT use cases.

LTE Cat-M1 Advantages:

- ✓ Cost-effective to deploy: The cost per unit for LTE Cat-M1 is similar or lower than 2G devices, delivering improved technology for a better price.

- ✓ Better coverage: LTE Cat-M1 devices include special network features that help provide better coverage, giving you coverage in places previously unavailable.
- ✓ Better battery life: LTE Cat-M1 devices can reduce communication with the network and even go to sleep for extended periods of time, increasing battery life to up to 10 years, depending on your use case.

5G Technology

Verizon's network legacy is rooted in being the first to deliver to customers the next-generation of wireless technology, coast to coast, before any other carrier. With the fifth generation (5G) of wireless technology, Verizon is once again poised to usher in a new era of network technology. 5G will deliver enhanced fixed and mobile broadband, low-latency services and massive scale for IoT, which will transform all industries. 5G won't be a wireless "evolution," with better speeds and feeds, but a true revolution changing the way we work and interact: this means more connected services and devices, and higher broadband capacity that can benefit our entire society.

We are committed to developing and deploying 5G wireless technology. Collaborating with Verizon's 5G Technology Forum (5GTF) partners, we are working to ensure the aggressive pace of innovation, standards development and appropriate requirements for this next generation of wireless technology. We are conducting multiple pre-commercial fixed wireless broadband trials on millimeter wave spectrum - this is an important step in commercializing gigabit broadband service to offices and homes via a wireless 5G connection. The trials provided us with valuable insights for our commercial deployments. During our testing process, we validated numerous 5G technology enablers, such as wide bandwidth operation of several hundred MHz in size, multiple antenna array processing, and carrier aggregation capabilities that are substantially different from 4G. 5G combines existing technologies with next-generation radio access advances to deliver new and highly robust customer experiences. We were the first company to deploy a 5G fixed wireless broadband network in the U.S.

4. General Pricing Model(s) and Alignment To Minimize Cost with Specific Application Use Cases

Verizon's Response

Pricing models vary by product. Verizon's IoT Cellular Services pricing is detailed in Attachment C.

6. RCS Cellular Messaging Services

Describe your current and planned deployments of Rich Communications Service (RCS)

service.

1. Planned/Deployed?

   Verizon's Response

   Verizon plans to launch RCS Services targeted 1Q 2019.

2. Extent of Coverage

   Verizon's Response

   RCS messaging will be supported on Verizon's LTE network as well as over WiFi.

3. List of Features Offered

   Verizon's Response

   RCS features Verizon will support include:

   - ✓ Typing indicator
   - ✓ Read Receipt
   - ✓ Open Group Chat
   - ✓ Large File Transfer
   - ✓ Network Message Storage

4. Supported devices

   Verizon's Response

   Verizon expects future 4G LTE Android devices to support RCS. In addition select existing devices will support RCS in the future.

5. Expectations for user adoption going forward

   Verizon's Response

   The default text messaging application provided with Verizon Wireless Android Smartphones will include support for RCS in the future.

7. Indoor Cellular Services

Describe your primary strategies addressing coverage problems in indoor or other difficult to service locations, and the type of support you can provide to our buyers in addressing these issues.

1. General technology approaches (e.g. DAS, small cells, indoor repeaters, VoWiFi,

etc.) for different environments (Small office, large office building, campus, sports arena, etc.)

Verizon's Response

Verizon employs all approaches available to resolve coverage and capacity limitations in challenging environments including DAS, small cells, repeaters, VoWiFi, Femto cells, as well as emerging technologies like CBRS. The application of alternative service methods is dependent on each specific application (i.e. number of customers affected, presence of local service, presence of customer data networks, etc…).

2. Process by which states request assistance with special coverage issues.

Verizon's Response

If you are receiving less than adequate reception in one of your buildings, your Verizon Account Manager can request a survey of your building to determine whether an in-building solution could improve your reception. If the survey request is approved, then upon its completion, your Account Manager can work with you to develop a price scheduled and scope of work for the procurement, installation, operation and maintenance of the in-building equipment. These terms would then be incorporated into a separate in-building addendum. It is important to note that it may be necessary for us to acquire necessary leases, permits or zoning changes, as well as comply with other requirements as may apply before implementing some in-building solutions.

The cost and financing of in-building solutions is dependent upon several factors, including the complexity of the system, who pays for the solution, whether a dedicated cell site is necessary for the in-building system, any number of existing or future Verizon wireless lines associated with such a system, whether the space is publically or privately held, and the number of customers that the in-building system would support.

Please note: You should not move or displace Verizon-owned equipment, cabling, assets, etc. from the premises without our written approval.

We can also work with, or recommend, approved third-party in-building providers that can improve coverage in your buildings.

3. Availability of guidance regarding suitability of specific solutions to particular applications, known tradeoffs, regulatory issues (e.g. retransmission rights), and potential interference with existing Wi-Fi or other unlicensed networks in operation.

Verizon's Response

If your organization is having difficulty accessing the Verizon wireless

network in a certain area, your Account Manager may be able to arrange testing and evaluation of our signal strength. If we find a serious coverage issue in one of your locations, we can evaluate several alternatives that might improve your coverage. We may, for example, be able to:

- ✓ Redirect an antenna on a cell site;
- ✓ Adjust the power levels on cell site components to increase performance; or
- ✓ Evaluate the area for the location of a new cell site.

We can also work with, or recommend, approved third-party in-building providers that can improve coverage in your buildings.

It is important to understand that many factors, some beyond our reasonable control, can affect reception levels. We cannot, therefore, guarantee that any of these alternatives will be taken in your area or that, if taken, they will improve reception in your specific locations. While we do not typically charge for this testing service, it is subject to available resources. If an extensive site survey is required, such as for a multi-building campus, your organization may incur charges or be asked to sign a letter of intent.

4. Special support services regarding coverage problems that will be available to NASPO ValuePoint users under this contract

Verizon's Response

Verizon's Government Account Managers will be available to NASPO ValuePoint users under this contract to coordinate the diagnosis and correction of coverage problem as they arise.

8. Cellular Services on Unlicensed Bands

Describe your overall plans for use of unlicensed frequency bands in providing your service, and how you intend to handle problems arising from customer private networks that are also using those channels.

Verizon's Response

LTE in Unlicensed Spectrum (LTE-U) and Migration to License Assisted Access (LAA)

Wireless carriers typically rely on exclusively-licensed spectrum. However, LTE-U will use 4G LTE technology in unlicensed spectrum in conjunction with licensed spectrum, enabling wireless carriers to offer customers a more robust and seamless mobile broadband experience with faster download speeds. LTE-U will boost data throughput by enabling data (not just voice calls) to flow over the unlicensed 5 GHz band in conjunction with the wireless

carrier's licensed spectrum.

In 2014, Verizon formed the LTE-U Forum in cooperation with Nokia, Ericsson, Qualcomm and Samsung. The forum collaborates and creates technical specifications for operating LTE-U base stations and consumer devices on unlicensed frequencies in the 5 GHz band, as well as coexistence specifications. LTE-U extends the benefits of LTE and LTE Advanced to unlicensed spectrum, enabling mobile operators to utilize unlicensed frequencies efficiently and effectively. We plan an initial rollout of devices and equipment in 2H 2017. While LTE-U is pre-standards, it will support migration to the standards-based Licensed Assisted Access (LAA), expected to begin roll-out by 1H2018.

LAA is the 3rd Generation Partnership Project's (3GPP) effort to standardize operation of LTE in the 5GHz unlicensed band, while coexisting with Wi-Fi. The coexistence mechanism, known as listen-before-talk (LBT), ensures fair spectrum sharing and allows coexistence with other Wi-Fi devices on the same band. LAA uses carrier aggregation in the downlink to combine LTE in unlicensed spectrum (5 GHz) with LTE in the licensed band. This aggregation of spectrum provides for a fatter pipe with faster data rates and more a responsive user experience.

Citizens Broadband Radio Service

In April 2016, the FCC finalized rules for Citizens Broadband Radio Service (CBRS) for shared commercial use of the 3550-3700 MHz band (3.5 GHz Band).. With dynamic spectrum sharing rules, CBRS offers 150 MHz of sparsely used spectrum in the 3.5 GHz band for LTE capacity expansion, enabling flexible approaches to indoor and outdoor mobile solutions.

In May 2018, Verizon, Ericsson, Federated Wireless and Qualcomm Technologies, Inc., successfully tested 4G LTE technology over CBRS spectrum in Verizon's live commercial network in Florida. After successful initial trials in 2017 and ongoing work to advance the CBRS ecosystem in Verizon's lab in Texas, this real-world deployment marked the beginning of public access to the 150 MHz bandwidth of 3.5 GHz shared spectrum that until now had been used by the federal government for radar systems. The deployment in Florida used a combination of Verizon licensed AWS and 700 MHz spectrum aggregated with 50 MHz of CBRS band 48 spectrum. The combination of LTE Advanced features of multiple antennas, 256 QAM, and carrier aggregation across shared and licensed spectrum produced peak speeds of 790 Mbps. The deployments in Florida involved outdoor and in-building systems and marked the beginning of commercial deployment of LTE on CBRS spectrum. Devices that can access the CBRS spectrum are anticipated in 2018.

1. Frequency bands being considered

Verizon's Response

The unlicensed 5 GHz in conjunction with the wireless carrier's licensed spectrum and the 3550-3700 MHz band (3.5 GHz Band).

2. Planned applications for each band (e.g. Macro network, small cells, VoWiFi, etc.)

Verizon's Response

Verizon will use unlicensed 5 GHz to provide customer with a more robust and seamless mobile broadband experience with faster download speeds. LTE-U will boost data throughput by enabling data (not just voice calls) to flow over the unlicensed 5 GHz band in conjunction with the wireless carrier's licensed spectrum.

Verizon has tested outdoor and in-building system deployments in Florida on 3.5 GHz Band (CBRS spectrum).

3. What level of problems do you anticipate regarding interference problems created through your use of unlicensed channels that might be occupied by WLANs or other private wireless systems?

Verizon's Response

Listen-Before-Talk (LBT) algorithms are working well and have shown negligible impacts when sharing spectrum with WLAN services when field tested.

4. How will users buying under this contract be notified that a system using unlicensed frequencies will be deployed in their facility and what steps will you be taking to ensure against interference with existing networks using those same unlicensed bands (e.g. Wi-Fi, Other 2.4 G/5GHz deployments)

Verizon's Response

Radio deployments at customer locations are discussed and detailed in contractual agreements necessary for said deployments. Verizon does not deploy radios without customer consent and necessary logistical coordination.

9. Use of Wi-Fi in Cellular Services

Describe how you use Voice/Data/Text over Wi-Fi, the nature of the Wi-Fi services you would use, how the decision is made to use Wi-Fi versus cellular, and the impact Wi-Fi use will have on billable traffic.

Verizon's Response

We provide the ability for devices to use Wi-Fi networks for calling, SMS and data:

- ✓ Wi-Fi calling
- ✓ SMS over Wi-Fi
- ✓ Data over Wi-Fi

The decision to use Wi-Fi calling is customer initiated through their device. The impact that Wi-Fi use will have on billable traffic is described in answer number 4 below.

1. Do you offload traffic onto Wi-Fi Networks?

Verizon's Response

Verizon prefers to use the Verizon network first. With Verizon's network coverage, this provides the best customer experience, and allows our technical teams to help customers troubleshoot issues from end to end. In areas where coverage is an issue, and Wi-Fi is available, for mobile devices where the user has completed the configuration and has opted into Wi-Fi calling, Verizon supports establishing calls over Wi-Fi. The determination of whether network or Wi-Fi is used is based on signal quality metrics.

2. Indicate the approximate percentage of Wi-Fi usage for your total wireless network traffic over the following types of Wi-Fi networks:
   - Wi-Fi Networks built and maintained by you- Voice___% Data___%
   - Wi-Fi Networks from certified 3rd Party providers (e.g. Boingo, Cable Companies, etc.)- Voice___% Data___%
   - Customer Wi-Fi Networks- Voice___% Data___%
   - Any open and available Wi-Fi network- Voice___% Data___%

Verizon's Response

Exception with clarification. Verizon prefers to use the Verizon network first. With Verizon's network coverage, this provides the best customer experience, and allows our technical teams to help customers troubleshoot issues from end to end. In areas where coverage is an issue, and Wi-Fi is available, for mobile devices where the user has completed the configuration and has opted into Wi-Fi calling, Verizon supports establishing calls over Wi-Fi. The determination of whether network or Wi-Fi is used is based on signal quality metrics.

3. How is the service choice made to use cellular versus Wi-Fi, and which Wi-Fi network to choose if there are multiple options available?

Verizon's Response

It is the customer's responsibility to set up their device to select the Wi-Fi network they will connect to. Once connected, Verizon supports establishing calls over Wi-Fi. The determination of whether network or Wi-Fi is utilized is based on signal quality metrics.

4. Are any of the following traffic types sent over Wi-Fi charged against the user's service plan?
   - Voice?
   - Data?
   - Text (SMS/MMS)?

Verizon's Response

Voice

Wi-Fi Calling expands customers' calling options at no extra charge. With Wi-Fi Calling, customers can:

- ✓ Make and receive calls and send messages even when there is no cellular coverage.
- ✓ Call U.S. numbers with no airtime charges while in the U.S. or traveling internationally.
- ✓ Calls to international numbers while in the U.S. or traveling internationally are subject to international long distance charges [the user must have an "International Calling while in the U.S." option on the line/account]
- ✓ Place an HD Voice video call over Wi-Fi when cellular coverage is not available (available on select Android devices only).

Please note: The cellular network is preferred for voice calls in the United States. When users roam outside of the Verizon domestic footprint, they may select "Prefer Wi-Fi" when roaming in their HD Voice device settings. During a call transported over Wi-Fi, the in-call screen will display a Wi-Fi phone icon. For billing, Wi-Fi calls always originate in the U.S. even when the user is outside of the U.S - this is why calls to international numbers are billed as international long distance ("International Calling while in the U.S.") whether or not the user is in the U.S. Outgoing international calls are always billed at international long distance rates but incoming calls do not get charged international rates for either cellular and Wi-Fi calls. Voice calls are billed based on the access network and location at the beginning of the call, not where they end or transition.

To activate Wi-Fi Calling, customers must first activate HD Voice on their

Smartphone. They must also have access to the Internet through their device's Wi-Fi connection. Please note: If they lose their Wi-Fi connection while on a call and they have not re-established a cellular connection, their call will drop.

If you do not wish your corporate lines to have access to this feature, your organization's SPOC can log into Verizon's My Business online resource to block Wi-Fi Calling for those lines.

Data

Verizon customers on usage-based wireless data plans may use third-party tethering and Wi-Fi hotspot apps without paying any additional fee. Customers on legacy unlimited data plans must continue to pay an additional fee to use their devices for tethering or as Wi-Fi hotspots.

Text

Verizon Messages App

Verizon Messages (Message+) is an easy-to-use, free, downloadable app available on Android and IOS Smartphones and tablets.

Verizon Messages provides you with the ability to:

- ✓ Sync across multiple devices (e.g., tablet, PC) and a Smartphone [Please note: You cannot sync Verizon Messages on multiple Smartphones.
- ✓ Send and receive messages through Wi-Fi
- ✓ Use your existing Smartphone number (MDN) to make and receive domestic and international calls from a connected tablet on either cellular or Wi-Fi networks. After initially linking your Smartphone with your tablet, your Smartphone need not be connected or powered on to make or receive calls with your tablet. All incoming and outgoing calls will be associated with you Smartphone mobile number. Note: Requires a HD Voice-capable Smartphone with Advanced Calling activated and a tablet with any Internet connection - cellular or Wi-Fi. The tablet does not need a Verizon data plan.
- ✓ Make videocalls on Android and iOS tablets using the Verizon Messages (Message+) app. Tablet must have a Wi-Fi or cellular connection to make and receive video calls using your Smartphone number. Smartphone must have LTE Video Calling (LVC) activated. Note: Calls can only be made to other Verizon customers with the same feature activated.
- ✓ Customize background, specific contacts, tones, auto reply, driving mode, etc.

Blocking Calling from Verizon Messages

If your organization does not want your Government Subscribers to self-provision the feature to place and receive calls from a tablet, your SPOC can log into Verizon's My Business online resource to block calling from Verizon Messages for that line. Please note: although your corporate subscribers will be blocked from using calling from Verizon Messages, they may still use other features of Verizon Messages.

Integrated Messaging Feature

Integrated Messaging is a feature of Verizon Messages that enables you to send and receive text and multimedia messages seamlessly on your Smartphone, tablet or computer. After initially linking your Smartphone with your tablet or computer, your Smartphone need not be connected or powered on to make or receive messages with your tablet or computer. All incoming and outgoing messages will be associated with your Smartphone mobile number. The service syncs up to 90 days of messages across your enabled devices.

Blocking Integrated Messaging

If your organization does not want your users to save messages to the cloud, you must block the Integrated Messaging feature.

Integrated Messaging is not designed for secure transmission or storage of personal healthcare information. Therefore, it must not be used to store or transmit Protected Health Information (PHI) as defined in the Health Insurance Portability and Accountability Act (HIPAA) of 1996 and the Health Information Technology for Economic and Clinical Health Act of 2009 and accompanying regulations. If a business is a Covered Entity or Business Associate as defined by HIPAA, your organization must block the Integrated Messaging feature.

Pricing

While there is no charge or subscription fee for the Verizon Messages App, downloading and calling may consume data and be charged according to your data plan.

- ✓ The consumption and utilization of data will be based on your data connection on the tablet (i.e. Wi-Fi or 4G LTE) and how it's billed (i.e., metered data will be decremented, unlimited will not be impacted).
- ✓ All calls originating via the Verizon Messages application, regardless if from a U.S. or international location, will be treated as if they are originating in the U.S. These voice calls will not deplete minutes of use or be billed (except for 411 and other premium calls).

- ✓ Calls made to international numbers will be billed as "International Calling While in the U.S." (a.k.a. International Long Distance). If an international rate plan exists on the account, the international calls will be billed at those rates.

Messages are billed at the appropriate messaging rates, per recipient, in accordance with your plan and messaging bundle.

-

10. Public Safety Wireless Priority Service (WPS) - For Bidders Offering Public Safety Services

Describe your ability to provide Wireless Priority Service (WPS) voice services for State employees with critical job duties and responsibility for responding to disaster/emergency events.

Verizon's Response

Wireless Priority Services (WPS) is a White House-directed emergency phone service managed by the Department of Homeland Security's Office of Emergency Communications (OEC). WPS complies with the Federal Communications Commission (FCC) Second Report and Order, FCC 00-242, Establishment of Rules and Requirements for Priority Access Service. WPS provides priority network access for qualified government and industry subscribers that are pre-authorized by the Office of Emergency Communications (OEC) division of the Department of Homeland Security. WPS provides eligible customers the ability to improve their probability of call completion during wireless network congestion in periods of National Security and Emergency Preparedness.

The Radio Access Network (RAN) consists of access and radio resource connections. The RAN is regularly overloaded during special events resulting in access and radio connection failures – stadium events, parades, New Year's Eve celebrations, and disaster events such as 9/11, the Boston Marathon Bombing, Hurricane Katrina, Super Storm Sandy, earthquakes, tornados, etc. The RAN can also overload in particularly high network traffic areas on a daily basis. WPS enables authorized users to gain priority access to the next available wireless channel, thereby increasing their probability of call completion during an emergency.

WPS service is available throughout the Verizon wireless CDMA voice coverage area. With the CDMA network retiring soon, and since the majority of our voice users are now using HD voice on the 4G LTE network, we are rolling out our next generation WPS solution – WPS VoLTE. WPS VoLTE will launch in two phases: Initial Operating Capacity (IOC) and Full Operating Capacity (FOC). IOC provides priority on the RAN, while FOC will provide priority on the Evolved Packet Core (EPC) and IP Multimedia Service (IMS) platform. We launched the first phase of WPS VoLTE, IOC, in June 2017, and

launched the second phase of WPS VoLTE, FOC, in May 2018.

1. Describe the general mechanism by which the network will prioritize WPS user calls(e.g. Will public network voice calls in progress be terminated to allow WPS calls to be connected?)

Verizon's Response

How Wireless Priority Service Works

CDMA

Once WPS is activated, and when registered users dial *272 before dialing the 10-digit telephone number, the call is automatically placed in priority status on CDMA and is given priority for the next available wireless channel at the originating RAN; additionally, priority is provided on the Verizon wireless switching, interoffice facilities and interconnections to Local Exchange Carriers (LECs) and InterExchange Carriers (IECs). A WPS call is provided with Government Emergency Telecommunications Service (GETS) priority when routed through these exchange carriers. Call priority is maintained on the terminating portion of the call throughout the wireless and wireline networks, regardless of whether the call originated via GETS (landline) or WPS.

VoLTE

WPS VoLTE IOC customers receive priority during times of LTE RAN congestion. Dialing *272 is not required for WPS VoLTE IOC customers to receive priority on the 4G LTE RAN network. WPS VoLTE IOC customers will experience significantly higher connection success rates than non-priority users. In the event of congestion beyond the LTE RAN, the WPS customer should dial *272 as he/she normally would for a CDMA call. The call will then be processed as a WPS CDMA call – even when the device is registered on VoLTE.

WPS VoLTE FOC is an incremental enhancement of WPS and adds priority call processing features in the Evolved Packet Core (EPC) and IP Multimedia Service Platform (IMS). In the event of a call completion failure beyond the LTE RAN, the WPS VoLTE user dials *272, followed by the 10-digit phone number, and priority is provided end-to-end on the VoLTE network for the best experience. For qualified devices, WPS FOC provides priority on the LTE Radio Access Network (RAN) with or without dialing *272. For non-qualified devices, WPS FOC provides priority on LTE RAN only when *272 is dialed. This results in the call being processed as WPS CDMA.

WPS CDMA remains the same for devices registered on CDMA. When VoLTE is not available and the device is registered on CDMA, the customer will be able to utilize WPS CDMA.

2. Can public safety officials disable calling for the general public to ensure WPS access for first responders?

   Verizon's Response

   At this time, Verizon does not allow public safety officials the ability to disable calling for the general public to ensure WPS access for first responders however WPS users are given the highest priority at the Radio Access Network (RAN) and Core level in the network. Therefore, WPS users will always have priority over the general public when placing calls, ensuring them access to network resources first.

3. What happens when a base station or other network element becomes overloadedwith WPS calls?

   Verizon's Response

   The limitation of the number of callers on a cell tower may be different for each cell tower configuration (capacity is different based upon the demographics/population of the community for which the cell site is serving and the number of spectrum resources Verizon configures to accommodate that demographic). In general, we can say that priority callers can theoretically consume all the resources on a given cell site/sector and could be blocking all commercial/non-priority customers, at this point the system will manage the WPS calls processed based on the assigned priority of the WPS user (a priority level 1 will have priority over a level 5 user) until all resources are exhausted.

4. Define the range of devices supported.

   Verizon's Response

   Equipment Requirements:

   - ✓ Smartphones and Basic Phones must support WPS CDMA and HD Voice.
   - ✓ Mobile Telephone Number must be provisioned with WPS CDMA.

   Please note: Devices that currently do not support CDMA will not support WPS.

5. Does the service operate on 2G, VoLTE, or both?

   Verizon's Response

Wireless Priority Services are supported in 3G (CDMA) and 4G (VoLTE) networks and there is no change in the end user experience between 3G and 4G. However, technically there are obvious differences on how Verizon processes these sessions through our VoLTE and CDMA network. CDMA (2G/3G) will be sunset by the end of 2019.

6. Do you provide enhanced reporting to public safety agencies regarding WPS availability, dropped calls, performance, etc.

Verizon's Response

Verizon Wireless can provide a priority and preemption report as a roll-up of all usage from cell sites within a Participating Entity's State. The report shows the details in terms of MOU (Minutes of Use) on a quarterly basis. Reporting can be tailored to only include a specific subset of devices once the device ID's are provided.

Priority and Preemption Usage - Data on how often public safety data is prioritized and when and where preemption has been invoked in a state to guarantee public safety communications. An example is shown below.

	QTD 2018
Priority and Preemption Usage (MOU)	1,919,930,557

Priority and Preemption Usage and other Network reports will be subject to mutual agreement and the execution of a non-disclosure agreement between the parties.

7. Describe the type of back-up and recovery measures that are included as part of WPS.

Verizon's Response

WPS uses the entire Verizon network to deliver the service.

Backup power strategy for the wireless network

Verizon Wireless purchases power from electric companies for the day-to-day power requirements of our network infrastructure. If commercial power is lost, we have implemented backup power systems for all of the critical equipment and infrastructure in our wireless network.

This is accomplished by installing large banks of backup batteries in our MSCs and Data Centers, and these are supported by permanent backup generators. We have arrangements with our fuel suppliers to refill our fuel tanks as needed, allowing our systems to operate until commercial power is restored.

The cell sites are also equipped with batteries, and most sites also have permanent generators which turn-on automatically if commercial power is

lost. The company also owns a large supply of portable generators that can be deployed to provide emergency power during extended power outages to those cell sites without permanent generators.

Our MSC, Data Center, and cell site generators are tested regularly to ensure that they are functioning properly. Both the batteries and generators are regularly put through rigorous load tests to ensure that they can support the needs of the network in the event of a commercial power disruption.

8. Do you have the ability to augment coverage/capacity with deployable assets during events/disasters?

Verizon's Response

We also have hundreds of portable assets located across the country that enable our teams to enhance or restore network coverage and capacity in emergency situations. There are many types of assets and innovative solutions, such as:

- ✓ Cell-on-Wheels (COW)
- ✓ Cell-on-Light-Truck (COLT)
- ✓ Repeater-on-a-Trailer (RAT)
- ✓ Tower-on-Wheels (TOW)
- ✓ HVAC on Roadside Equipment (HORSE)
- ✓ Generator on a Trailer (GOAT)
- ✓ Repeater on a Trailer (RAT)
- ✓ Pico cell on a Trailer (SPOT)
- ✓ Cell Repeater on Wheels (CROW)

We also continue to design and deploy innovative portable solutions that provide our personnel, first responders, and our customers with options that extend wireless coverage into areas of need. Many of these solutions leverage technologies ranging from lightweight suitcase-sized cell sites, to trailer-based solutions, and Unmanned Aerial Vehicle (UAV) assets.

9. Detail levels of user priority defined and procedures required in applying for and initiating WPS for a user.

Verizon's Response

To take advantage of WPS on the Verizon wireless network, authorized National Security and Emergency Preparedness (NS/EP) users must first apply to the OEC to receive this service. Once OEC confirms eligibility, the OEC will then notify Verizon that the official has been approved for WPS and that the service can be added to the user's account. Users may also contact their Verizon Government Account Manager or the WPS Activation and Support department at 877-262-2950 for further information.

Process for approval and registration for WPS:

1. Customer submits a WPS Order Form to the CSC WPS Program office

using the following link:

https://saic.custhelp.com/ci/documents/detail/2/WPS_first_time_requestor

- For assistance and information on all Office of Emergency Communications (OEC) Priority Telecommunications programs, contact the Priority Telecommunications Service Center toll free at 866-627-2255, Option 2 or support@priority-info.com

2. OEC/Department of Homeland Security (DHS)
   - Authorizes the subscriber for priority level assignment (Level 1-5) based on their National Security/Emergency Preparedness (NS/EP) role.
   - Sends approval to Verizon's Government Customer Operations (GCO) team.
3. GCO adds the appropriate WPS feature to the authorized subscriber's account.
4. Customer dials *272 prior to the telephone number to originate a WPS call

Priority Levels

As part of the online WPS Service Request, participating organizations show the eligibility of each WPS. Eligibility is based upon 5 categories of WPS NS/EP criteria established by the Federal Communications Commission

(FCC). These criteria were selected to meet the needs of the emergency response community and provide access for the command and control functions critical to management of and response to national security and emergency situations.

Priority levels for WPS:

Priority Level	User Groups	Users
1	Executive Leadership and Policy Makers	Users who qualify for the executive leadership and policy makers' priority are assigned Priority Level 1. A limited number of wireless service technicians who are essential to restoring the wireless service networks also receive the highest priority treatment.

		Examples of eligible parties include: ✓ The President of the United States, the Secretary of Defense, the Secretary of Homeland Security, selected military leaders, and the minimum number of senior staff necessary to support these officials ✓ State governors, lieutenant governors, cabinet-level officials responsible for public safety and health, and the minimum number of senior staff necessary to support these officials ✓ Mayors, county commissioners, and the minimum number of senior staff to support these officials
2	Disaster Response/Military Command and Contraol	Users who qualify for the disaster response/military command and control priority are assigned Priority Level 2 Individuals eligible for this priority include personnel key to managing the initial response to an emergency at the local, state, regional and federal levels. Personnel selected for this priority are responsible for ensuring the viability or reconstruction of the basic infrastructure in an emergency area. In addition, personnel essential to continuity of government and national security functions (such as the conduct of international affairs and intelligence activities) are also included in this priority. Examples of eligible parties include: ✓ Federal emergency operations center coordinators (Example: Manager of the National Coordinating Center for Telecommunications, National Interagency Fire Center, Federal

		Coordinating Officer, Federal Emergency Communications Coordinator, Director of Military Support) ✓ State emergency services director, National Guard leadership, State and Federal Damage Assessment Team leaders ✓ Federal, state and local personnel with continuity of government responsibilities ✓ Incident Command Center Managers, local emergency managers, other state and local elected public safety officials ✓ Federal personnel with intelligence and diplomatic responsibilities
3	Public Health, Safety, and Law Enforcement Command	Users who qualify for the public health, safety, and law enforcement command priority are assigned Priority Level 3. Personnel selected for this priority are individuals who direct operations critical to life, property, and maintenance of law and order immediately following an event. Examples of eligible parties include: ✓ Federal law enforcement command State police leadership ✓ Local fire and law enforcement command Emergency medical service leaders Search and rescue team leaders Emergency communications coordinators
5	Disaster Recovery	Users who qualify for the disaster recovery priority are assigned Priority Level 5. Personnel selected for this priority are individuals responsible for managing a variety of recovery operations after the

		initial response is accomplished. These functions may include managing medical resources, such as, supplies, personnel, or patients in medical facilities. Other activities, such as, coordination to establish and stock shelters, obtaining detailed damage assessments, or supporting key disaster field office personnel may be included. Examples of eligible parties include: ✓ Medical recovery operations leadership Detailed damage assessment leadership Disaster shelter coordination and management Critical Disaster Field Office support personnel

10. Confirm your ability to activate equipment and WPS within 24 hours after request inthe event of a State of Disaster/Emergency.

Verizon's Response

The turnaround time for WPS activations during non-emergency situations is one business day after the receipt of the WPS order. The turnaround time for WPS activations during emergency situations is four hours after the receipt of the WPS order.

Provided the customer has the equipment, Verizon has the ability to activate equipment within 24-hours.

11. National Broadband Public Safety Networks (NPSBNs) - For Bidders Offering Public Safety Services

Describe your plans for deploying FirstNet or FirstNet-like (i.e. National Broadband Public Safety Network) solutions for providing priority data and video service to State employees with critical job duties and responsibility for responding to disaster/emergency events.

Verizon's Response

Ensuring public safety organizations across the country have access to reliable wireless communications and a diverse ecosystem of products, services and applications is critical for the safety of our communities. Verizon has been a leading provider of communications services to public safety for decades – we know what it takes to serve this most important customer base. Verizon is also a member of the Executive Advisory Council of The Public Safety Technology Alliance (PSTA), providing advice, insights and

recommendations to the PSTA Board. The PSTA helps promote the development and adoption of open, best-in-class standards-based technologies to ensure interoperability between different networks, applications and databases.

In addition to the products and services outlined below, we plan to introduce additional products and services for public safety.

Public Safety Private Core

Public Safety Private Network Core (PSPNC) is a dedicated network core that Verizon offers at no charge to first responders and other qualified public safety customers.

PSPNC provides several key features to public safety customers including traffic segmentation, priority and preemption, improved security, and enhanced service management and control. It is connected to Verizon's Radio Access Network (RAN), which utilizes spectrum in various bands including the 700 MHz, 800 MHz Cellular, 1.9 GHz PCS, and 1.7/2.1 GHz AWS bands.

PSPNC separates data traffic of public safety mobile users from commercial users across Verizon's 4G LTE network. Public safety users will have their data immediately recognized as public safety with priority access at the tower and through the network. PSPNC leverages leading edge networking technology to provide security, flexibility and reliability.

Mobile Broadband Priority

Mobile Broadband Priority Service (MBP) provides public safety users priority service for data transmissions. During times of heavy commercial network congestion, MBP users will receive priority over commercial users. MBP enables priority service for public safety officials using applications on Smartphones or tablets, transmitting data from first responder vehicles or video from surveillance cameras. MBP, Wireless Priority Service (WPS) and private network traffic management combine to transmit the voice, data and Internet of Things communications public safety and government agencies rely on to protect and serve. MBP is available at no additional charge to qualified public safety customers.

Preemption Services

Preemption provides prioritized access to network resources during times of network congestion. Verizon automatically and temporarily reallocates network resources from commercial data/Internet users to first responders in the unlikely event network resources become congested. As part of the network access and registration process, first responders and public safety personnel are identified and given preemption designation. This helps to determine which users will receive allocated resources with preemption. Preemption is offered at no additional charge for qualified public safety customers.

Service Overview

1. Will the priority NPSBN service operate over a fully separate radio access (RAN) and evolved packet core (EPC) network, and if not, what elements will be shared with the public wireless network. Are those plans expected to change in the foreseeable future?

Verizon's Response

No, Verizon's Public Safety Private Core is connected to Verizon's Radio Access Network (RAN), which utilizes spectrum in various bands including the 700 MHz, 800 MHz Cellular, 1.9 GHz PCS, and 1.7/2.1 GHz AWS bands.

Public Safety Private Network Core (PSPNC) is a dedicated network core that Verizon offers at no charge to first responders and other qualified public safety customers.

PSPNC provides several key features to public safety customers including traffic segmentation, priority and preemption, improved security, and enhanced service management and control.

PSPNC separates data traffic of public safety mobile users from commercial users across Verizon's 4G LTE network. Public safety users will have their data immediately recognized as public safety with priority access at the tower and through the network. PSPNC leverages leading edge networking technology to provide security, flexibility and reliability.

2. In shared network elements, describe the specific mechanisms by which public safety traffic will be prioritized over other public network traffic in both wireless and wired portions of the network.

Verizon's Response

Priority and Preemption Services

Preemption provides prioritized access to network resources during times of network congestion. Verizon automatically and temporarily reallocates network resources from commercial data/Internet users to first responders in the unlikely event network resources become congested. As part of the network access and registration process, first responders and public safety personnel are identified and given preemption designation. This helps to determine which users will receive allocated resources with preemption. Preemption is offered at no additional charge for qualified public safety customers.

We understand the operational importance of prioritized services. WPS "minutes of use" and monthly recurring costs" are waived ($0) for government

customers.

There are three significant mechanisms that provide priority for radio access and beyond radio access. They are Access Class Barring (ACB), High Priority Access (HPA), and Allocation and Retention Priority (ARP).

Verizon has all three configured in the access network. ACB and HPA have been deployed since June 8th 2017. ARP with preemption was recently deployed in the public safety market.

ACB: Provides priority at the cell site access that is essentially the knock at the door "Let me in". The cell site (eNodeB) knows when it is in overload and cannot process further requests (knocks on the door). Upon that situation, the cell site begins a probabilistic barring process of non-priority users. When congestion clears, barring is removed. During barring, priority users are exempt from barring and essentially get to the head of the line.

HPA: Priority user requests are marked as "HPA." The cell site then assigns a radio resource even when non-priority users are blocking at radio resources.

ARP: This provides for preemption. Due to the efficacy of ACB and HPA there have been no instances of network conditions which would result in pre-emption being necessary. VZW recently launched preemption and it is a valuable tool in the priority tool box that is available nationwide.

Under the Federal Communications Commission's definition of a first responder, only police, fire and EMS are considered primary users of a public safety dedicated network. Under the Department of Homeland Security definition - in an emergency situation - public works agencies would rise to primary user status. With regards to who establishes the priority, Verizon is considering various models and will work with State and Local officials on how best to implement.

Note: The best defense against network capacity overloads is a superior network offering. By way of example, 98% of Verizon's sites stayed operational during Hurricane Harvey. We celebrated the fact that we didn't have to use these services to maintain connectivity for first responders. Verizon did not have to rely on priority access or preemption because of our superior network capacity. We, however, know the importance of public safety having our priority access and preemption capabilities (available at no additional cost) that in times of emergency is potentially needed.

3. Describe the range of capabilities available to support Quality of Service (QoS) for different classes of public safety traffic (e.g. voice, video, PTT/MCPTT, priority data, best effort data, background data, etc.), and what modifications would be required on end user devices or servers to mark traffic so that it would be assigned to the correct QoS priority level.

Verizon's Response

Our tailored network design includes Traffic Management that enables application differentiation and Quality of Service (QoS) over the LTE Private Network using standards-based IP packet marking. Verizon's Private Network service transports a multitude of data applications, including Voice over IP (VoIP), video and best effort applications. When there is contention for network resources, mission critical applications (i.e., VoIP) are competing with best effort applications (i.e., email) for network resources, so customers' mission critical applications may experience performance degradation (e.g., difficulty accessing Verizon's LTE network resources, variable download/upload speeds, etc.).

Today, Verizon offers network priority and preemption that allows the assignment of QoS for user profiles using the standard service control parameters defined by 3GPP and the Internet Engineering Task Force, including Access Class, Quality Class Indicator (QCI), Allocation and Retention Priority (ARP), and Differentiated Service (Diff Serve). While our network RAN deployment ensures coverage 24 hours a day, 7 days a week, and 365 days a year.

4. What radio frequency band(s) will your public safety service be operating on? Are there plans to change or expand that list?

Verizon's Response

Verizon's Public Safety Private Core is connected to Verizon's Radio Access Network (RAN), which utilizes spectrum in various bands including the 700 MHz, 800 MHz Cellular, 1.9 GHz PCS, and 1.7/2.1 GHz AWS bands.

5. At any point do you plan to offer a physically separate public safety RAN (please provide your definition of "physically separate") using Band 14, and will public safety officials have the ability to preempt access to those radio network resources from the general public in the event of an emergency or disaster?

Verizon's Response

Verizon does not have Band 14 spectrum and does not have plans to acquire it at this time. Verizon has made its entire footprint available to its Public Safety Core.

6. Describe the availability of compatible end devices for your public safety services, and identify any potential changes to your network offering (e.g. migration to Band 14) that would require device upgrades, and the scale of those upgrades (e.g. New SIM, Other hardware update, device replacement, etc.).

Verizon's Response

Verizon's entire device ecosystem is available to Public Safety. There is no requirement of SIMs or other migration in order to support Public Safety devices.

7. Does this page from the FirstNet Web Site <https://www.firstnet.com/devices> represent the complete list of FirstNet Certified Compatible devices?

Verizon's Response

Verizon offers Band 14 compatible devices. FirstNet is an AT&T product. We are unable to confirm the content of AT&T's website.

8. Describe what happens when all public network traffic has been preempted and the network becomes overloaded with public safety traffic.

Verizon's Response

The Radio Access Network (RAN) consists of access and radio resource connections. The RAN is regularly overloaded during special events resulting in access and radio connection failures – stadium events, parades, New Year's Eve celebrations, and disaster events such as 9/11, the Boston Marathon Bombing, Hurricane Katrina, Super Storm Sandy, earthquakes, tornados, etc. The RAN can also overload in particularly high network traffic areas on a daily basis. WPS enables authorized users to gain priority access to the next available wireless channel, thereby increasing their probability of call completion during an emergency.

Verizon Wireless has all three configured in the access network. ACB and HPA have been deployed since June 8th 2017. ARP with preemption was recently deployed in the public safety market.

ACB: Provides priority at the cell site access that is essentially the knock at the door "Let me in". The cell site (eNodeB) knows when it is in overload and cannot process further requests (knocks on the door). Upon that situation, the cell site begins a probabilistic barring process of non-priority users. When congestion clears, barring is removed. During barring, priority users are exempt from barring and essentially get to the head of the line.

HPA: Priority user requests are marked as "HPA." The cell site then assigns a radio resource even when non-priority users are blocking at radio resources.

ARP: This provides for preemption. Due to the efficacy of ACB and HPA there have been no instances of network conditions which would result in pre-emption being necessary. VZW recently launched preemption and it is a valuable tool in the priority tool box that is available nationwide.

Under the Federal Communications Commission's definition of a first responder, only police, fire and EMS are considered primary users of a public safety dedicated network. Under the Department of Homeland Security definition - in an emergency situation - public works agencies would rise to primary user status. With regards to who establishes the priority, Verizon is considering various models and will work with State and Local officials on how best to implement.

Note: The best defense against network capacity overloads is a superior network offering. By way of example, 98% of Verizon's sites stayed operational during Hurricane Harvey. We celebrated the fact that we didn't have to use these services to maintain connectivity for first responders. Verizon did not have to rely on priority access or preemption because of our superior network capacity. We, however, know the importance of public safety having our priority access and preemption capabilities (available at no additional cost) that in times of emergency is potentially needed.

Service Offerings and Performance Guarantees/Expectations

9. Voice Telephony: What are you plans, timetables and proposed technologies to offer wireless voice telephony services on your public safety network, and will it be carried with appropriate QoS?

Verizon's Response

Verizon currently offers wireless voice telephony services as a part of Verizon's Public Safety Private Core.

Our tailored network design includes Traffic Management that enables application differentiation and Quality of Service (QoS) over the LTE Private Network using standards-based IP packet marking. Verizon's Private Network service transports a multitude of data applications, including Voice over IP (VoIP), video and best effort applications. When there is contention for network resources, mission critical applications (i.e., VoIP) are competing with best effort applications (i.e., email) for network resources, so customers' mission critical applications may experience performance degradation (e.g., difficulty accessing Verizon's LTE network resources, variable download/upload speeds, etc.).

Today, Verizon offers network priority and preemption that allows the assignment of QoS for user profiles using the standard service control parameters defined by 3GPP and the Internet Engineering Task Force, including Access Class, Quality Class Indicator (QCI), Allocation and Retention Priority (ARP), and Differentiated Service (Diff Serve). While our network RAN deployment ensures coverage 24 hours a day, 7 days a week, and 365 days a year.

10. Video: What are you plans, timetables and proposed technologies to offer wireless video services on your public safety network, and will it be carried with appropriate QoS? As video calls may be originated from a laptop, how will the user signal to the network that this is a video call so that appropriate QoS handling can be applied?

Verizon's Response

Verizon currently offers wireless data services that support Video as a part of Verizon's Public Safety Private Core.

Our tailored network design includes Traffic Management that enables application differentiation and Quality of Service (QoS) over the LTE Private Network using standards-based IP packet marking. Verizon's Private Network service transports a multitude of data applications, including Voice over IP (VoIP), video and best effort applications. When there is contention for network resources, mission critical applications (i.e., VoIP) are competing with best effort applications (i.e., email) for network resources, so customers' mission critical applications may experience performance degradation (e.g., difficulty accessing Verizon's LTE network resources, variable download/upload speeds, etc.).

Today, Verizon offers network priority and preemption that allows the assignment of QoS for user profiles using the standard service control parameters defined by 3GPP and the Internet Engineering Task Force, including Access Class, Quality Class Indicator (QCI), Allocation and Retention Priority (ARP), and Differentiated Service (Diff Serve). While our network RAN deployment ensures coverage 24 hours a day, 7 days a week, and 365 days a year.

11. Broadband Data Performance Expectation/Guarantee:
    - How many levels of priority data services (e.g. Critical, High Priority, Best Effort, Background Data, etc.) will be offered, and how will user devices signal to the network the QoS level that should be applied to each session?

Verizon's Response

Mobile Broadband Priority is a priority data service that signals to the network that a user has higher priority in the network to access the network and get a connection over other users. Verizon LTE network is based on 3GPP standards technology which includes device level QOS parameters that apply to each session. Verizon's network extensively uses LTE technology to provide priority data levels in the network through priority and preemption services and is also currently working on a multi -tiered approach to prioritization services which will be offered to our customers in the future.

- Uplink/Downlink Data Rates (Peak, Sustained, Cell Edge) and Latency foreach QoS level supported.

Verizon's Response

The priority class has a maximum bit rate of 2Mbps and the best effort service class can utilize the remaining bandwidth of the LTE connection.

- Impact on network performance in Network Overload Conditions

Verizon's Response

Preemption is a feature that enables certain high priority users to preempt a voice, data or text session in order to get a voice, data or text session during times of network overload conditions. Verizon has implemented preemption feature in the network nationwide for its public safety customers and network service performance during the overload conditions has been more than optimal and had met network KPI SLAs and customer user expectations when preemption conditions existed in the network.

12. Text: Describe the text capability that will be offered with your NPSBN, specify if it is separate from the public SMS/MMS service, the typical and maximum message delivery delay, and any particular features it provides for public safety users.

Verizon's Response

We support the following standards for content delivery to mobile devices: WAP 1.x, WAP 2.0, SMS, MMS, EMS, and BREW. It is important to note that all these options may not be supported on all devices. In addition to standard text messaging services, Verizon's offers the following Messaging Solutions:

Verizon Messages App

Verizon Messages (Message+) is an easy-to-use, free, downloadable app available on Android and IOS Smartphones and tablets.

Verizon Messages provides you with the ability to:

- ✓ Sync across multiple devices (e.g., tablet, PC) and a Smartphone [Please note: You cannot sync Verizon Messages on multiple Smartphones.
- ✓ Send and receive messages through Wi-Fi
- ✓ Use your existing Smartphone number (MDN) to make and receive domestic and international calls from a connected tablet on either cellular or Wi-Fi networks. After initially linking your Smartphone with your tablet, your Smartphone need not be connected or powered

on to make or receive calls with your tablet. All incoming and outgoing calls will be associated with you Smartphone mobile number. Note: Requires a HD Voice-capable Smartphone with Advanced Calling activated and a tablet with any Internet connection - cellular or Wi-Fi. The tablet does not need a Verizon data plan.

- ✓ Make videocalls on Android and iOS tablets using the Verizon Messages (Message+) app. Tablet must have a Wi-Fi or cellular connection to make and receive video calls using your Smartphone number. Smartphone must have LTE Video Calling (LVC) activated. Note: Calls can only be made to other Verizon customers with the same feature activated.
- ✓ Customize background, specific contacts, tones, auto reply, driving mode, etc.

Text to 911

Verizon joined several other wireless providers to enable free Text-to-911 service from our devices. We initially signed a voluntary agreement with the FCC to offer this service to our customers, enabling them to communicate with 911 dispatchers as if they were on a voice call and are now compliant with the FCC's August, 2014 ruling on text-to-911. This feature is currently available in areas where the local 911 dispatch center has installed the appropriate upgrades to accept text messages. As of July 1, 2016, we have provided text-to-911 capability to 823 public safety answering points in 39 states.

Enterprise Messaging

With Enterprise Messaging your organization can send large volumes of text messages to subscribers of any domestic carrier* via our fast, reliable and secure network. For example, this solution can be used by hospital administrators sending messages to doctors; by dispatchers sending priority messages to drivers; by inventory managers sending updates to shipping and receiving employees; by educational institutions sending messages to students and faculty about providing timely information regarding facilities, schedules and developing situations. *Please note: Enterprise Messaging can only send/receive messages to/from U.S.-based 10-digit mobile numbers. Enterprise Messaging does not currently support messaging with non-U.S. mobile numbers.

Depending on your application, messages are sent to mobile devices based on either the mobile device owner individually selecting to "opt-in" for the service or based on enterprise-owned device enrollment.

Enterprise Messaging benefits include:

- ✓ Support for high-volume messaging;
- ✓ Support for two-way messaging;
- ✓ Multimedia Messaging (MMS) support;
- ✓ May be suitable for pager replacement.

13. PTT: Describe the capabilities of your current push-to-talk (PTT) service including interface to existing LMR systems.

Verizon's Response

We have introduced interoperability between our Push to Talk Plus (PTT+) service and Land Mobile Radio (LMR). PTT+-LMR Interoperability enables our PTT+ service to communicate with devices on private LMR networks. PTT+-LMR is a simple, easy, cost-effective way for any organization that communicates with large groups of mobile workers, including those in government/public safety, transportation and utilities, to extend their coverage beyond the traditional geographic limitations of their LMR system.

LMR is a private, two-way radio system that operates similarly to walkie-talkies on certain defined frequencies [primarily VHF/UHF] – it is not associated with cellular coverage. For example, a city's police department may use a LMR network to communicate within the department.

Our PTT+ service lets you use a PTT+-enabled mobile device like a walkie-talkie for instant two-way communication. PTT+ is ideal for anyone who needs to communicate quickly with other team members or employees. You can talk to one individual or an entire group with just the push of a button. You can also make regular phone calls on the same device.

Benefits of LMR Interoperability with PTT+

- ✓ Performance
  - LMR customers communicate with PTT+
  - Broad array of tested and certified devices and accessories
- ✓ Reliability
  - End-to-end performance measurement and analysis
  - 24/7 monitoring and support
- ✓ Cost and Efficiency
  - Single point of contact for all billing, customer service and operations issues

- Bundled offering

How PTT+ Interoperability Works

LMR Interoperability works with all PTT+ capable devices. To use PTT+, the customer needs a PPT+ feature, or a software license for tablets and dispatch, and a PTT+ compatible device. Within the PTT+ service cloud, the LMR interoperability service acts as a scalable front-end for customers who want to use PTT+ services to augment their existing LMR communications. An Internet Protocol (IP) link is used to connect Verizon's PTT+ service with the customer's LMR network through the "IP Gateway".

14. MCPTT: Describe you plan and timetable for introducing Mission Critical PTT (MCPTT) services:
    - Overall plans and timetables

Verizon's Response

Verizon is committed to bring a 3GPP standards based Mission Critical PTT solution to the marketplace and it is currently working with selected vendors to bring a standards compliant solution in 2019. The Mission Critical PTT solution will bring features and function as defined by the standards such as private calls, group calls and interoperability to LMR systems.

- Additional features to be provided with MCPTT

Verizon's Response

As stated above, Verizon intends to bring a standards compliant Mission Critical solution to the marketplace. However, as the standards are still under development Verizon plans to deliver a solution that will allow end-users to growth with the service as new features are defined and become available.

- Availability of direct peer-to-peer wireless device connectivity.

Verizon's Response

Verizon is committed to bring a 3GPP standards based MC-PTT solution to the marketplace. Currently, the standards defines how the MCPTT Service operates in off-network mode using ProSe E-UTRA direct (UE-to-UE) Communications to allow peer-to-peer communications. To the extent feasible, it is expected that the end user's experience is similar regardless if the MCPTT Service is used with an EPC network or based on the use of a ProSe direct communication path. However, ProSe is not currently supported by the device manufacturers and it will not be available until sometime in 2020.

- Ability of MCPTT devices to continue to operate on a direct peer-to-peer basis if the cellular base station is disabled.

Verizon's Response

Verizon intends to bring a 3GPP standards based MC-PTT solution to the marketplace. Currently, the standards defines how the MCPTT Service operates in off-network mode using ProSe E-UTRA direct (UE-to-UE) Communications to allow peer-to-peer communications when a user is out of coverage. However, ProSe is not currently supported by the device manufacturers and it will not be available until sometime in 2020.

- Please describe what functions or capabilities would be lost in the event that the service cell site becomes inoperable.

Verizon's Response

Verizon intends to bring a 3GPP standards based MC-PTT solution to the marketplace. Currently, the standards defines how the MCPTT Service operates in off-network mode using ProSe E-UTRA direct (UE-to-UE) Communications. The capabilities available during off-network operations will be defined at the time ProSe is supported.

Service Level Agreements

15. Is there a specific, defined SLA for public safety customers? If so, please describe in detail.

Verizon's Response

We offer Service Level Reporting on monthly basis, without penalties. Monthly reporting is available based on Metrics:

- ✓ Voice (HD Voice and 1xRTT)
  - –Call setup success
  - –Dropped calls
- ✓ Text messaging: Delivery within 20 seconds
- ✓ Cell site availability
- ✓ Data (1xRTT, EVDO and LTE)
  - –Session setup success
  - –Dropped sessions
  - –Average user data rate (download and upload)
  - –Latency
- ✓ Private Network (3G and 4G): Service availability

Interoperability

16. Describe the level of interoperability between your solution and other

cellular-based NPSBNs, FirstNet or other, for:

a) Voice Telephony (When Offered): Will public safety priority and QoS traffic classes be maintained for calls passing between different carriers' networks?

Verizon's Response

The Middle Class Tax Relief and Job Creation Act of 2012 (The Act) created FirstNet, and established the Technical Advisory Board for First Responder Interoperability (Interoperability Board). Under the Act, the Interoperability Board was tasked with publishing the Recommended Minimum Technical Requirements to Ensure Nationwide Interoperability for the Nationwide Public Safety Broadband Network (Report). The Report defines interoperability as "the ability of all authorized local, state and federal public safety entities and users to operate on the national public safety broadband network and commercial partner networks, to access rapid, reliable and secure communication services, in order to communicate and share information via voice and data."

Adherence to open and global standards via Third-Generation Partnership Project (3GPP) is essential to enabling interoperability of devices, radio access networks (RANs), and core network elements that leverage ever-evolving, commercially available products and services. In the past, the lack of interoperability has hindered public safety voice communications particularly in situations of mutual aid involving multiple agencies. Hence, ensuring that interoperability is supported at all levels including the sharing of priority and preemption protocols, applications, and mission critical PTT (MCPTT) communications and off-air device to device communications is essential.

Interoperability is critical to all public safety agencies and as such all public safety broadband communications providers should agree to enable comprehensive public safety broadband interoperability via the following communications functions.

- ✓ MCPTT via standard interface (not via over the top applications) using 3GPP open standards to allow for interoperability.
- ✓ MCPTT Device to Device communications using 3GPP industry standards and protocols.
- ✓ Applications that are non-proprietary and interoperable based on open standards and available to all developers and industry best practices.
- ✓ Priority and preemption that allows the assignment of QoS for user profiles using the standard service control parameters defined by

3GPP, including Access Class, Quality Class Indicator (QCI), Allocation and Retention Priority (ARP), and Differentiated Service (Diff Serve).

As Verizon has publically noted to the Public Safety Community, the diagram below is one way Verizon envisions interoperability.

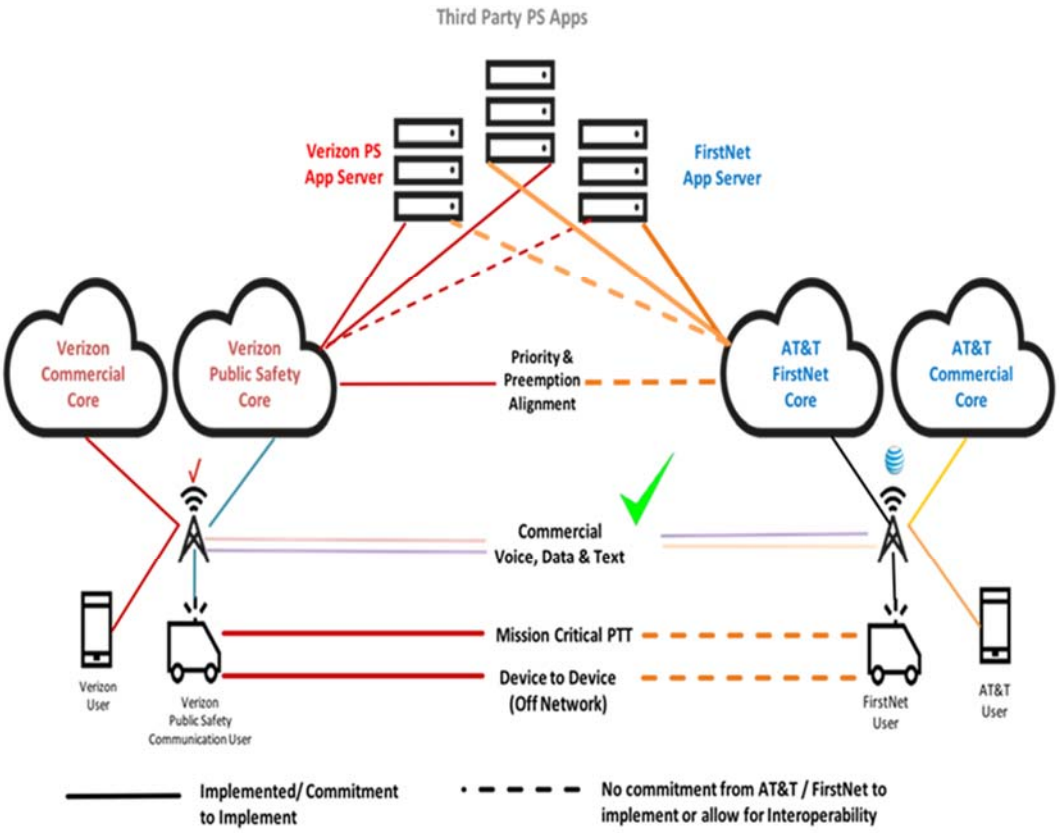

b) Video Service: Will public safety priority and QoS traffic classes be maintained for video connections passing between different carriers' networks?

Verizon's Response

See above.

c) Broadband Data: Describe how public safety priority and QoS traffic classes will be maintained for traffic passing between different carriers' networks?

Verizon's Response

See above.

d) Text: Will NPSBN text services interoperate with users on other NPSBNs, and what other text services (e.g. SMS/MMS/RCS, Apple Messages, WhatsApp, etc.) can it exchange messages with.

Verizon's Response

See above.

e) PTT: Describe interoperability between PTT users served on different carriers' networks, including stations that are in the same broadcast group.

Verizon's Response

See above.

f) MCPTT: Describe interoperability between MCPTT users served on different carriers' services, including stations that are:
   - Communicating through their cellular base station

Verizon's Response

See above.

   - Communicating directly with one another (through Proximity Services)

Verizon's Response

See above.

   - In the same broadcast group.

Verizon's Response

See above.

Network Management and Control

17. Does the vendor support a separate 'Portal' for public safety users?

Verizon's Response

Today, Verizon government customers have control over their lines of service through Verizon's My Business online resource that they can adjust price

plans, activate/deactivate service, add certain features, and functionalities. We realize that with our new Public Safety service offerings additional control services are needed, so we are developing customer portal to fulfill that need. We are projecting this portal to be operational sometime during calendar year 2019."

18. Does the vendor provide the ability for public safety customers to monitor network performance in real-time and a mechanism to communicate directly with network operations personnel during times of crisis?

Verizon's Response

Our design concept extends from our equipment and technology capabilities to our business procedures. These procedures include frequent and thorough preventive maintenance, real-time monitoring of all key system components, the 24x7x365 availability of trained maintenance personnel to repair or resolve critical failures should they arise, and wide deployment of these personnel and spare parts to permit rapid response and restoration of service.

Our most critical recovery assets are the thousands of highly-trained and experienced network technicians who have repeatedly proven their ability to respond, troubleshoot problems, and restore service to our customers during emergency situations.

We have two Network Operations Centers (NOCs), one located in New Jersey and another in Texas, that monitor all facilities, cell sites and switches across our nationwide network. These NOCs are staffed 24x7x365 with experienced personnel who work closely with our regional field operations teams and with our vendors to coordinate and expedite the restoration of service in the event of outages. Each NOC receives alarms or other indicators that help troubleshoot problems in the network, and that provide technicians with key information to analyze and maintain network integrity.

The NOC technicians work with the field operation managers, and personnel are dispatched to the affected site as needed. An inventory of standard spare parts and repair equipment is available to technicians in all of our central network locations. We also have standing agreements with our critical vendors to get 24x7 supports from their engineering personnel and obtain replacement equipment if required.

19. Will government agencies have the ability to totally preempt public network voice/data/text traffic on shared elements in extreme circumstances to ensure public safety users maintain network availability at all times?

Verizon's Response

Preemption provides prioritized access to network resources during times of

network congestion. Verizon automatically and temporarily reallocates network resources from commercial data/Internet users to first responders in the unlikely event network resources become congested. As part of the network access and registration process, first responders and public safety personnel are identified and given preemption designation. This helps to determine which users will receive allocated resources with preemption. Preemption is offered at no additional charge for qualified public safety customers.

Security, Reliability and Hardening Measures

20. Describe the security measures and standards employed for both traffic and control messages on both wired and wireless portions of the network.

Verizon's Response

Verizon's response does not include products that provide encryption capabilities end to end. Verizon's response does not contain Identity, Credential, and Access Management – that item is under development. Below is a brief summary of the measures we have implemented in the wireless network to protect our wireless network and customers from physical and logical threats to systems and services.

These security measures include reviewing and deploying end-user device security capabilities, securing the mobile radio frequency interfaces, securing the connections between the cell sites and core network systems and gateways, and monitoring mission critical systems with a variety of sophisticated tools and solutions. As part of our network standards, other security measures include installation of fencing around key locations, deployment of intrusion detection and alarming, security camera monitoring, security guard presence, and background checks on all personnel.

The following are the key security enhancements in 4G LTE access:

- ✓ Secure storage: The 4GLTESubscriber Identification Module("SIM") card holds credentials and secure data for accessing services provided by the mobile network. The private key is created when the SIM is manufactured, and is shared with Verizon Wireless only, via a secure connection, ensuring that the data cannot be co-opted. Personal Identification Number ("PIN") and PIN Unblocking Key ("PUK") mechanisms are enforced on the SIM to ensure secure access to data or applications on the 4G LTE network. In this sense, the SIM offers hardware Root of Trust for Storage (RTS) for mobile devices. It provides cryptographic primitives and secures storage of key material that cannot be corrupted by the surrounding hardware and software of the handset.

- ✓ Mutual Authentication: In LTE networks, the network authenticates the user identity, while the user equipment (UE) authenticates the network credentials. Mutual authentication protects against attacks from rogue base stations. The 4G SIM contains the necessary authentication algorithms and certificates which aids in the secure accessing of the network. The primary algorithm for accessing the LTE network services is the 3GPP defined algorithm, MILENAGE.

- ✓ Root Key Length: The use of 128-bit keys doubles the key strength and in so doing requires a greater "level of effort" in attacking the algorithm. The security keys in the LTE network are derived from a Key Derivation Function (KDF). Each key has a different input but all keys used for crypto- algorithms are 128 bits in length.

- ✓ Security Context: Keys to encrypt signaling and User Plane (UP) data are created for each data session on the Verizon Wireless 4G LTE network. The key for UP traffic is retained for the period that the UE is in a valid connected session and the keys are deleted on transition to idle mode or on handover to another LTE cell site. Also, handover between LTE cell sites can only be performed after security is activated.

- ✓ Integrity Protection: Integrity protection is used to verify that the signaling has not been modified over the radio access interface and that the origin of signaling data is the one claimed. Each signaling message is appended with an integrity tag and the message is accepted only upon verification of the integrity by the receiving end. The Verizon Wireless LTE network supports 128- bit AES and SNOW3G algorithms for integrity protection.

- ✓ Airlink Encryption: Encryption is used to provide confidentiality, so that the User Plane data or signaling cannot be overheard on the radio access interface. The Verizon Wireless 4G LTE network supports three options for encryption: AES-128, SNOW3G and NULL. One of the three options is negotiated between the UE and LTE Cell before the communication commences. AES-128 is the preferred option in the Verizon Wireless LTE network, followed by SNOW3G and if the UE is not capable of either option, then no encryption (NULL) is used.

Verizon Wireless offers secure wireless data services for its government customers. These services are designed to enhance the mobile experience while maintaining security.

Secure Access Control to Management Center

The M2M Management Center is hosted by Verizon in a highly redundant, failover-capable configuration. Customer access to the Management Center

is provided through a formal processor on- boarding which provides access credentials to customers. Customers can use either of two methods to access the Management Center:

- ✓ The Integrated Portal: Access control to the Integrated Portal is provided via username/password credentials provided to users belonging to the customer's organization. SSL based connections for browsers with 128-bit (or higher) encryption are required.
- ✓ Unified Web Services (UWS): a set of web services APIs (offered via an application software development kit) based on standard SOAP/XML web services API technology. Customers use these APIs to integrate M2M Management Center services into the applications that they build and host. Access to UWS is provided through a username/password credential that the software application uses. Additional security is provided through web services session time outs and session tokens used in API call invocations. Unified Web Services connections use 1-way SSL (with 128 bit or higher encryption) with white-listing of the customer's application server IP address.

Application Security

Secure Sockets Layer (SSL) and Transport Layer Security (TLS) are standards-based protocols that allow mutual authentication between a client and server, and establish an authenticated and encrypted connection between the client and the server.

Dual-Persona

Dual persona enables a single Smartphone or tablet to be used for both business and personal use. It partitions the device so that data going to business side can be secured, managed and wiped, while leaving the employee to manage their own information.

The Verizon Dual Persona solution offered through Enterproid as a part of Government Mobility as a Service (EMaaS) includes a downloadable app that provides consistent security and management of any mobile device running Android 2.2 or iOS 5.0 and above. The Enterproid Divide service supports a suite of policies that govern data protection, data leakage, network access, email attachments and app distribution. All policies are distributed OTA and can be applied by group. The Divide client allows individuals to use their personal device for work tasks by creating a secure, extensible and IT-friendly business persona, including secure access to fully managed business productivity applications and unified communications, without compromising the individual's privacy or choice of device and personal usage.

Verizon offers services that secure the mobile device to protect user privacy

and provide a layer of protection against hazards common to connected mobile computing devices.

Verizon Mobile Security

Verizon offers a security suite of applications for Smartphone's which is designed to protect users from various threats to device and data theft. The basic suite includes antivirus and anti-phishing software that provides near real time protection from malware and alerts the user when browsing websites known to be malicious or contain phishing or other exploits as reported by McAfee Site advisor service.

Customers desiring even greater protection can find Verizon App Alert service which notifies users of the risks applications present in transmitting personal information. A recovery of lost device suite is also available that can locate, alarm, lock and erase lost devices. The controls for this suite are tied into the My Verizon Web portal.

Device Security Features

- ✓ Secure Boot: Prevents any OS modification or unauthorized OS software from being executed. During boot process, it verifies that only signed software is on the device. Through Mocana's NanoBoot solution, small signature verification application that executes during initialization from within a processor's protected flash memory (8 KB footprint).
- ✓ Trust Zone is available in most devices sold in 2012 or after.
- ✓ Multifactor Authentication: Meets DoD 8520.03 which mandates the use of the Common Access Card (CAC) for device level authentication. Accepts X.509 certificates from an external physical smart card reader and FIPS Validated Certificate Store.
- ✓ Data at Rest: Prevents access to user data if device is lost or stolen. Prevents malware or rogue apps from getting access to any user information. OEMs can leverages solutions which are both FIPS 140-2 certified and NSA Suite B compliant. Some solutions can be post-loaded on Android 4.0 and have a GUI; capable of AES-256 which exceeds native Data at Rest implementation on Android 3.Xand 4.0. Examples include FIPS 140-2 certified module in Motorola RAZR, RAZR MAXX, and DROID 4; Samsung GALAXY TAB 10.1
- ✓ Data in Motion: Prevents interception and alteration of data being transmitted across the network, including via the radio access network. Works through Multiple IPSec VPN partners native to devices. Verizon Wireless has created government-wide policies that conform to the ISO 17799 and NIST standards for the protection of customer and employee information. Verizon Wireless has created

operational standards that reflect these corporate polices and have instituted a program to ensure adherence to the corporate policies.

The following reflects key corporate policies and guidelines:

- ✓ Supporting Policies, Practices and Guidelines Confidential and Proprietary Data Policy
  - Disposition of Personal Computing Assets
  - Database Standards
  - Internet and Web Users
  - Secure Socket Layer (SSL) Certificates
  - Violation Reporting
  - Electronic Mail/Instant Messaging Access &Usage
  - Wireless Device Security
  - PCI Logging
  - IT Support Center Data Privacy Practice
- ✓ Network & Access
  - Network Firewall Guidelines
  - Desktop & Laptop Security
  - Encryption Key Management
  - Externally Hosted Internet Applications
  - Wireless LAN
  - VPN Security
- ✓ Authentication
  - External / Extranet Supporting Practices
  - Internal / Intranet Supporting Practices
  - Third Party VPN/Extranet

21. Describe the overall network hardening for public safety services, and approach to meeting NPSTC public safety grade standards. Including but not limited to: battery backup, backup generator, redundant backhaul, etc.

Verizon's Response

The PSBCN solution will adhere to 3GPPstandardsand the National Public Safety Telecommunications Council ("NPSTC's") network requirements Defining Public Safety Grade Systems and Facilities report. We also understand that deploying a network that meets public safety's recommendations is critical to enabling network services to withstand hurricanes such as Harvey and Irma where 98% and 90% (respectively) of Verizon's cell sites remained operational throughout the historic storms.

Strategy for Continued Service to Mobile Switching Centers

Mobile Switching Centers (MSC) are an important part of our national wireless network, and we continue to add them to our network as we grow. We have 137 MSCs strategically distributed across the country to meet the needs of our customers. Our teams monitor the loading of the switching and data systems to maintain an optimum capacity and service level. One goal of this is to reduce the impact of a disaster to any one MSC. Available capacity in neighboring MSCs could be utilized in the event of a serious disaster.

In addition to redundancy in the equipment and circuitry, each MSC is protected by automatic power backup systems, by automatic fire detection and suppression systems, and by physical security systems and alarms. MSC buildings have restricted access to prevent entry by unauthorized personnel. The building structure itself is designed to provide protection for the systems and services located inside.

In each MSC, network operations personnel routinely backup system data for the switch itself and the peripheral systems. Automated backup routines are supplemented with scheduled manual backup routines and off-site storage of critical data.

A disaster recovery plan has been developed for each MSC, which addresses the recovery of the systems, services and personnel. These plans are updated at least annually. Exercises are conducted at least annually to confirm that these plans can be implemented as expected and to continually increase the readiness of the network teams to respond to an actual disaster. These exercises focus on disasters that may impact us or our customers.

Strategy for Continued Service to Cell Sites

We have thousands of cell sites across our nationwide network to provide the desired level of customer service, both in terms of capacity and quality of service. Despite the large number of sites, the loss of a single cell site is still a serious situation. We take extra precautions to protect and keep cell sites operational.

Cell site operations are protected in many ways, including redundancy in the equipment, automatic power backup systems, automatic fire detection systems, and by physical security systems and alarms. Through arrangements

with our vendors, any major components of a cell site, up to and including the building and tower, becomes an immediate priority restoration effort on the part of both Verizon Wireless and our vendors.

Cell site equipment has sophisticated diagnostics that can instantly determine if a problem occurs at the site. These diagnostic alarms are transmitted to the MSC, which is monitored by regional field operations teams, and the NOC. Cell sites are outfitted with backup batteries, and in most cases backup generators in case of commercial power loss.

We maintain and utilize portable cell sites referred to as Cells-on-Wheels (COWs) and Cell-on-Light- Trucks (COLTs), which are fully functional generator-powered cell sites that can replace or enhance network coverage and capacity in a given area. They can accommodate both voice and data services, and can be used for emergency situations. For example, they can be used to enhance communications between firefighters when they are fighting a fire in a remote wilderness area. These portable cell sites are strategically located throughout our network coverage areas and may be deployed to an area that is affected by a weather-related or other disaster.

Backup power strategy for the wireless network

Verizon Wireless purchases power from electric companies for the day-to-day power requirements of our network infrastructure. If commercial power is lost, we have implemented backup power systems for all of the critical equipment and infrastructure in our wireless network.

This is accomplished by installing large banks of backup batteries in our MSCs and Data Centers, and these are supported by permanent backup generators. We have arrangements with our fuel suppliers to refill our fuel tanks as needed, allowing our systems to operate until commercial power is restored.

The cell sites are also equipped with batteries, and most sites also have permanent generators which turn-on automatically if commercial power is lost. The company also owns a large supply of portable generators that can be deployed to provide emergency power during extended power outages to those cell sites without permanent generators.

Our MSC, Data Center, and cell site generators are tested regularly to ensure that they are functioning properly. Both the batteries and generators are regularly put through rigorous load tests to ensure that they can support the needs of the network in the event of a commercial power disruption.

Circuit diversity strategy for the wireless network

Our wireless network is comprised of numerous components that are connected using a mixture of fiber optic and high bandwidth telecommunication circuits. We support many of our critical network locations with diverse circuits, network technologies, and alternate local

telecom carriers. The impact of a severed fiber optic cable or a faulty data circuit is minimized by this diversity in our telecommunications connectivity.

Information Technology – Disaster Recovery Planning

The Information Technology (IT) team for Verizon Wireless manages the technology that supports internal business functions. For example this technology helps internal users respond to customer needs, streamline internal and external communications, and automate many of our high volume activities. Many of these technologies are integral to our daily operations.

Our IT Disaster Recovery team focuses its efforts on mission critical applications and systems, many of which support customer transactions. System engineers for these applications and their supporting technologies emphasize redundancy, geographic diversity, and heightened security to safeguard these systems from an unexpected interruption or disaster.

Data Center Strategy

Mission critical applications are maintained in a secure data center environment. Our major data centers are protected by automatic fire detection and suppression systems, and by physical security systems and alarms. The data centers have strictly limited access to prevent entry by unauthorized personnel. Only a small number of authorized employees are permitted to access these data centers, and the buildings are monitored by security guards and camera systems to provide a high level of protection to the systems and services located there.

All data centers are backed up by both battery and permanent generator systems which are designed to support the data center for extended timeframes in the event commercial power is disrupted. These systems are tested regularly to ensure that they will provide power when needed.

Data Backup Strategy

In each of the Data Centers that house mission critical applications, a significant amount of resources are put into our data back-up and restoration capabilities. Ensuring the availability and security of critical historic data is part of daily operations, and our back-up procedures include internal and off-site rotation of electronic files.

Backbone and Backhaul Network

A significant investment in high bandwidth connectivity is required to help ensure that our 4G LTE core systems maintain connectivity to the cell sites and our customers.

Verizon Wireless has continued to invest significantly in network capabilities that permit the continued growth in voice and data usage from our customers.

These capabilities include both physical and virtual diversity for our network paths, continued deployment of fiber in the backbone and backhaul networks, and ongoing deployment of nodes that reduce single points of failure in these networks. We have also continued to expand our ownership of these network assets nationally through our affiliate of XO Communications.

We also continue to design and deploy innovative portable solutions that provide our personnel, first responders, and our customers with options that extend wireless coverage into areas of need. Many of these solutions leverage technologies ranging from lightweight suitcase-sized cell sites, to trailer-based solutions, and Unmanned Aerial Vehicle (UAV) assets.

We invest billions of dollars in our network every year – more than $126 billion since 2000. These investments include hardening our network from top to bottom – from switching centers to cell sites. For example:

- ✓ Our sub-zero switches are built in places like Minneapolis, where snow and ice are the biggest weather threats to our facilities. Reinforced roofing, specialized entranceways, thicker insulation and fiber buried to a much deeper level are key characteristics in this weather-fortified building. When ice melts, we have aqua dams, which, when deployed extend 500 feet around the perimeter of a switch location and when filled with water act as a barrier to flood waters to protect the building.
- ✓ Throughout Florida, an area known for hurricane activity, "Super Switches" are built to withstand Category 5 hurricane winds. These switch locations boast tilt wall block construction built of concrete and rebar and - because of possible flooding - fiber enters the facility in two distinct locations to ensure additional redundancy. Additionally, because commercial power loss is often associated with hurricanes and tropical storms, the Florida Super Switches have dual on- site generators and HVAC systems. The switch facilities also serve as emergency operation centers when hurricanes or other emergencies arise.
- ✓ Along the east coast, flooding is a significant issue when tropical storms and hurricanes threaten. So Verizon has built cell towers on stilts and elevated platforms. Base stations that house the majority of a cell tower's equipment including its power, generators, cooling systems and transport interface, are elevated from ground level so if flood waters reach the tower, the equipment is safe, dry and able to perform.
- ✓ Because earthquakes cause lateral and vertical movements, the switch location in California is designed to withstand likely seismic movement patterns. Steel frame walls, suspended ceilings and extra bracing throughout for on-site generators, fire suppression agent

tanks and battery racks keep this building standing. Exterior generators are integrally mounted to their fuel tanks to prevent severance of buried lines and subsequent fuel spills.

- ✓ We own a fleet of portable emergency equipment that can be deployed quickly to keep customers connected or restore damaged connections as soon as possible.
- ✓ In the heartland, tornados often threaten equipment that is stored outdoors as most of Verizon's mobile equipment is. In Kansas, however, mobile assets are safely stored 60 feet underground in a 20,000 square foot cave, which provides safe and convenient storage for emergency assets including portable COWs, COLTs, HORSEs, GOATs, RATs and CROWs.

Customer Service – Answering the call for operational resilience

Our customer service operations are designed to be resilient. The contact centers are equipped to adapt to changes in customer call volumes, call types, or other circumstances so that they meet service quality targets. Customers are also provided with many different ways to interact with us. For example, customers can gather information about their accounts using our website and other self-service tools if these are most convenient for them.

Call Routing Between Multiple Locations

Our customer service team operates multiple contact centers located across the United States. Our teams can redirect calls between these locations to provide the best service possible and to optimize the skills of our personnel. This operational strategy is a valuable asset during times of crisis, since it helps minimize the customer impact from a disaster that may affect one location. For example, if one contact center needs to close due to a threatening major storm in the area, that center can redirect its calls to an alternate center in an unaffected part of the country. Our national operations infrastructure is a benefit for our customers since it limits the likelihood that any one event will cause a significant impact to our customer service operations.

Contact Center Infrastructure

We pay particular attention to the design of our contact centers, not only to make them a safe and enjoyable workplace for our employees, but also to minimize the risk of a disruption. These efforts include special security access to the building, including security guards, camera systems, and lighting systems. The communications equipment is maintained in a secure and environmentally controlled computer room, which is supported by both backup batteries and generator power.

Service Restoration Activities

The Verizon Crisis Response Team (V-CRT) is a nationwide program sponsored and managed by the National Government Sales & Operations team. When a natural disaster or crisis occurs, V-CRT responds to government and non-profit organization sand emergency management agencies that need our assistance. V-CRT provides the following support in the event of a crisis:

- ✓ Deployment of COW/COLT/crisis response vehicle
- ✓ Back-up phone coverage
- ✓ Equipment/Network support
- ✓ Assistance with search and rescue initiatives
- ✓ A live support line to request help 24/7
- ✓ Best-in-class customer support
- ✓ Routing of requests to the Verizon Security Assistance Team
- ✓ One phone number (800-981-9558) to call in a crisis situation.

This process links together, for the first time, management of crisis situations in one location for the entire Verizon wireless community. V-CRT aligns network, operations, legal and sales – allowing us to react quickly to a crisis situation. The benefits to our customers and to emergency management agencies are tremendous.

Verizon Wireless Business Continuity and Disaster Recovery Program

The Verizon Wireless Business Continuity and Disaster Recovery Program (BC/DR) is just one part of our overall philosophy to provide high quality services for our customers. Our nationwide wireless network is at the core of our business, and we have invested more than $126 billion since the company was formed – averaging over $6 billion every year – to increase coverage and capacity and to add new services.

Our Business Continuity and Disaster Recovery (BC/DR) program team is responsible for minimizing the impact of a disruption to our customers, employees, infrastructure, and business operations. We accomplish this objective by focusing on the following activities:

- ✓ Identify critical functions, infrastructure and risks;
- ✓ Implement strategies to minimize the risk of a disruption;
- ✓ Develop Business Continuity and Disaster Recovery plans, and Crisis Management Teams to recover operations in the event of a disruption;

- ✓ Maintain BC/DR plans, with updates completed at least annually;
- ✓ Test our plans, at least annually, to validate our response capabilities.

We continue to refine our response and recovery capabilities due to the increasing variety of services we provide and the ever-changing level of potential threats to these services.

The cross-functional Crisis Management Teams in place across our national footprint enhance coordination and response activities during crisis events. These teams provide a command-and-control structure that allows management to gather and report information about crisis events, for the teams to escalate decision-making as needed, and to facilitate resource allocation.

BC/DR activities are visible across all major aspects of our company. We have developed numerous plans to recover critical functions. Business functions have implemented strategies and procedures that not only support routine operations, but also help the function continue to operate in the event of a disaster. Robust operational strategies are at the core of our ability to provide reliable and resilient services.

22. Does the vendor have the ability to augment coverage/capacity with deployable assets during events/disasters?

Verizon's Response

Deployment of Deployable

Verizon maintains deployable to improve capacity at large gatherings and special events. They are also utilized to quickly improve coverage and capacity when natural disasters or other unplanned events interrupt wireless service Verizon's local operations team can deploy any of our emergency portable assets including COWs and COLTs. All portable assets are owned and maintained by Verizon Wireless.

Estimated duration deployment of a COW, COLT, and SPOT:

- ✓ Satellite connection – within 8-16 hours; based on capacity and Satellite connection
- ✓ Without interconnect – 24-48 hours
- ✓ With Interconnect – 8-16 hours
- ✓ SPOT- 4-8 hours/based on capacity and Satellite connection
- ✓ All have to support E911 before they can be turned up

23. How would public safety or other government agency requests for those deployable assets be prioritized over public network services in an emergency or disaster situation?

Verizon's Response

Our customer care teams work closely to monitor service levels, and the need to redirect calls to an alternate contact center. We have documented many of these routing patterns in our recovery plans to streamline our ability to activate the technology in the event of an interruption, and to send calls to the teams that are best equipped to help the customer.

Being crisis-ready is paramount to Verizon, and we are committed to supporting those who need us most when they need us most. During an emergency, first responders rely on wireless service more than ever to coordinate efforts in the face of fires, floods, snow and wind storms, earthquakes, tornados, or hurricanes.

24. Does the vendor support local agencies purchasing their own cellular equipment to 'turn up' additional capacity when/where needed.

Verizon's Response

Yes. Verizon offers the Mobile Connectivity Trailer – a towable deployable asset that can be managed and deployed directly by the customer. This allows the customer to maintain control over the timing and deployment decision for these network assets.

User Classification, Authorization and Onboarding

25. Detail classes of user priority defined and procedures required in applying for and initiating public safety priority service for a user as well as the mechanism for device provisioning and management in both day-to-day operations and during critical incidents.

Verizon's Response

Device Provisioning

- ✓ Verizon utilizes the latest technology and partners with various vendors to streamline the migration process and minimize the impact to end users
  - If porting from another carrier, there may be a brief lapse of service while the conversion is taking place.
- ✓ Verizon has experience working with all major equipment manufacturers, their mobile enrollment programs and various Mobile

Device Management (MDM) solutions to leverage semi-automated provisioning capabilities (a separate cost may be associated).

- ✓ Most enterprise data should automatically restore from the customer's servers on Smartphone
  - Voicemail configuration and restoration will be dependent on the customer's device and operating system selection. Porting device will establish a new voicemail system
- ✓ End users should be instructed to backup personal data that is not captured on the customer's servers prior to rollout; which can significantly reduce the overall transition time

Customer Involvement

- ✓ Partner with Verizon during the project planning phase to solidify overall project execution
- ✓ Approve / submit reconcile orders for onsite and direct ship device requests
- ✓ Partner with Verizon to create and solidify master rollout schedule
- ✓ Employee Communications: Verizon partners with the customer to ensure employee communications cover all pertinent conversion criteria
  - On-site Transitions - Customer manages scheduling end users for device pickup dates and times
  - Direct Ship - Customer communicates estimated delivery date to all remote end users

26. Describe the process for a user to use his/her personal mobile device to access the public safety network services if required.

Verizon's Response

Verizon offers tools to our public safety customers to manage their Bring Your Own Devices (BYOD) devices today through use of the public safety private core network.

27. Confirm your ability to activate equipment and priority data/video services within 24 hours after request in the event of a State of Disaster/Emergency.

Verizon's Response

Provided the customer has met all of the requirements to receive Mobile Broadband Priority Service, Verizon is able to activate equipment and Mobile

Broadband Priority Service within 24 hours after request in the event of a State of Disaster/Emergency.

NASPO ValuePoint Wireless Data, Voice and Accessories
Product Add Request

DATE: _____

ATTN: Chris Jennings
NASPO ValuePoint Contract Administrator

RE: NASPO ValuePoint Master Service Agreement # (the "Contract") with _____("Contractor")

Dear Mr. Jennings:

Action Requested:

Contractor requests to add the product(s) and/or service(s) referenced in this document (collectively, the "Products") to the Contract.

Action Log: _____Verify Log is attached

PRODUCTS:

PRODUCT OVERVIEW:

Provide a summary of the product you are requesting to add. Attach any product brief to this document.

Describe how the product falls with the Scope of the Master Agreement:

_____
_____
_____
_____

NEW PRODUCT TERMS AND CONDITIONS. Attach any Terms and Conditions that apply to this product (such as ULA, Policy, Product Terms and Conditions). Any and all Products offered and furnished shall comply fully with all applicable Federal and State laws and regulations. Any third-party product provider must agree to the Master Agreement Terms and Conditions.

NASPO ValuePoint Wireless Data, Voice and Accessories
Product Add Request

BILLING

Any Product added to the NASPO ValuePoint Master Agreement must be billed by the Master Agreement Contractor and not by any third party.

COST:

Include a cost matrix to include NASPO ValuePoint contract pricing.

NASPO ValuePoint Wireless Data, Voice and Accessories
Product Add Request

APPROVAL:

Upon signature, NASPO ValuePoint approves the addition of the product(s) and/or service(s) referenced herein to the Contract.

Upon signature, Contractor assures that all product(s) and/or service(s) referenced herein meet the terms and conditions of the Contract and understands that NASPO ValuePoint reserves the right to audit Contractor for compliance in accordance with the terms and conditions of the Contract. NASPO ValuePoint also reserves the right (a) to request additional information with respect to the product(s) and/or service(s) throughout the life of the Contract if in the best interest of NASPO ValuePoint.

Contract Vendor:

BY: _____

NAME: _____

TITLE: _____

DATE: _____

NASPO ValuePoint

BY: _____

NAME: _____

TITLE: _____

DATE: _____

NASPO ValuePoint Wireless Data, Voice and Accessories
Product Add Request

ACTION LOG

Submit updated Action Log with each Request. Log must provide history of previous requests.

CONTRACT VENDOR:_____

Contact Name and Email (for questions):_____

DATE:_____

DATE SUBMITTED	ACTION REQUESTED:	DATE APPROVED

Utah Solicitation Number # CJ18012
Wireless Data, Voice, and Accessories
Attachment S

A. Purchasing entities are concerned about the security and privacy of information and data related to the performance of this contract. The type of data and information transmitted, stored and processed by the products and services will vary based on the purchasing entities requirements. As a result, it is not possible to establish a single set of of security requirements all products and services awarded under this contract must meet. Each purchasing entity purchasing from this contract will determine which products and services have the appropriate cyber security and data controls in place to meet their specific needs. To assist public entities each offeror must submit a Security Disclosure Statement with their proposal.

Verizon Response

Acknowledged.

B. To qualify for any award under this contract, the Offeror must submit a Security Disclosure Statement addressing all of the elements listed below.

   I. In responding, Offeror must address not only the security mechanisms used by the bidder and its direct subsidiaries, but any partners, subcontractors or other 3rd parties who would be involved in implementing, operating, or in any way coming into contact with the service.

Verizon Response

Acknowledged.

   II. By signature of the proposal submitted in response to this RFP, the offeror represents and warrants the accuracy and currency of the information submitted in response to the Security Disclosure Statement as listed in paragraph C of this attachment.

Verizon Response

Acknowledged.

C. Security Disclosure Statement information required. Offeror shall describe all policies, procedures, measures, methods, certifications and standards the offered product and/or service has in place to protect the purchasing entities security and privacy of information and data involved in the performance of this contract for each numbered statement below. Description responses shall also include;

I. If for the specific product or service offered, the numbered security statement is not appropriate because it does not as a matter of accepted security practice relate to the product or service offered, the offeror shall indicate in a statement that it is not applicable and briefly explain why.

Verizon Response

Acknowledged. Verizon maintains the CPI-810 Corporate Security Policy Instruction manual which is based and aligned with the National Institute of Standards and Technology (NIST) Cyber Security Framework (CSF), and other standards. In addition, individual business units may maintain supplemental security requirements in accordance with the instructions set forth in the CPI-810.

II. If the specific product or service offered does not comply with the the numbered statement, the offer shall indicate, "does not comply".

Verizon Response

Acknowledged.

1) Methods and measures taken to hold, protect, and dispose of data during and following completion of any contract services. Include how access to a Purchasing Entity's user accounts or data will not be allowed, except in the course of data center operations, response to service or technical issues, as required by the express terms of the Master Agreement, the applicable Participating Addendum, and/or the applicable Service Level Agreement.

Verizon Response

Verizon integrates the principles of duty segregation into processes where there is potential for fraud or the risk of accidental or deliberate misuse of privileges. In those instances where sufficient segregation of duties is not possible or practical, other controls are put in place such as management oversight, monitoring of activities, logs, audit trails, etc. The underlying principle is to separate the initiation of an action from the authorization of that action. Additionally, Verizon utilizes the Principle of Least Privilege in which a user is granted the minimum level of access to perform actions necessary for the job function.

2) Security measures to secure and protect the confidentiality of information and data that is obtained, created, stored, transmitted, processed or otherwise held or managed by the product or service during the performance of all work related to performance of this contract. Include all data confidentiality standards and practices that prevent the exposure to unauthorized personnel, but also managing and reviewing access that administrators have to stored data.

Verizon Response

See answer above. Additionally, Logical access control policies are defined, documented and managed to ensure that only authorized personnel have access to critical business applications and systems based on position and job requirements. User access on Information Resources are reviewed by a Responsible Party at least once every twelve (12) months and privileged IDs are reviewed at least once every three (3) months to ensure they are still required and that all Users that utilize them are authorized.

3) Data encryption methods and standards in place to encrypt data at rest and in transit. This includes but is not limited to, encryption standards employed to protect data in transit over either wired or wireless (e.g. cellular, Wi-Fi, or other), and how that might change over the life of the contract.

Verizon Response

Verizon's Policies, Standards and Practices address the encryption requirements for sensitive data during transmission and while in storage, to include encryption technology specifications and minimum key length requirements. Verizon business units are required to develop policies, practices and instructions for use of cryptographic systems and techniques which must consider Verizon classification requirements and a process for key management, including revocation and recovery of encrypted information in the case of lost, compromised or damaged keys. Verizon uses industry standard, commercial grade strong encryption for message confidentiality, authentication, and non-repudiation.

4) Measures to protect Information about the cost, type, quantity and location of state communications facilities, system assets, plans, procedures, contract information, billing information and other information identified as sensitive by the purchasing entity related to the performance of all work under this contract.

Verizon Response

Verizon's asset management program utilizes discovery tools and core physical asset information to facilitate the lifecycle management of IT computer and data center assets. Classifications and associated labels are assigned to information and information processes by Information Resource Custodians in accordance with the need for confidentiality, integrity

and availability of the particular data and the security risk to Verizon should the information be compromised, corrupted, lost or destroyed, or the service rendered inoperable or misused.

5) Risk and policy management and enforcement measures in place to protect the security of physical assets and information.

Verizon Response

Verizon's Risk Management teams identify potential risks, including a wide variety of hazards or threats to infrastructure or business operations, and analyzes the business impact in order to determine the potential for interruption of critical processes, or the violation of internal security policies or controls. Once a risk is identified, Verizon develops an operational plan to respond to, assign responsibility for, and resolve risks identified in the risk assessment, tests the plans and incorporates lessons learned.

6) How distributed access is controlled and managed across IT assets, including data, applications, networks and platforms within the solution.

Verizon Response

Access to IT assets including data, applications, networks and platforms is centralized with work flow approval process.

7) Security management in place to secure data and applications, including threats from outside the service center as well as other customers co-located within the same service center.

Verizon Response

Verizon utilizes access control lists on edge routers. Customer facing servers are located in the Demilitarized Zone (DMZ). Secure routers and firewalls separate the Internet and DMZ, and additional secure routers and firewalls separate the Verizon internal network from the DMZ. Verizon uses standard protocols that are compatible with industry standard access control mechanisms.

8) Describe the logging process including:
   a. The types of services and devices logged,

Verizon Response

Verizon systems are required to provide logging of any event that may indicate a system compromise, denial-of-service, or other security violation. System monitoring must be capable of immediately notifying an administrator when pre-determined event thresholds are exceeded. If audit records cannot be recorded, the system must be configured to generate an alarm (i.e., pager, email, etc.) to the security or other authorized administrator.

b. The event types logged, and

Verizon Response

Verizon systems are required to provide logging of any event that may indicate a system compromise, denial-of-service, or other security violation. System monitoring must be capable of immediately notifying an administrator when pre-determined event thresholds are exceeded. If audit records cannot be recorded, the system must be configured to generate an alarm (i.e., pager, email, etc.) to the security or other authorized administrator.

c. The information fields will be made available to the authorized Purchasing Entity if requested in their PA after award of the master agreement.

Verizon Response

Audit logs are confidential and not shared externally.

9) Describe the security Technical Reference Architectures

Verizon Response

Verizon firewalls, gateways, routers and Intrusion Detection Systems (IDS) restrict, control and monitor access into and within its network, sub-networks and the systems within its global network. Depending on the architecture, remote access authorization is managed through authentication protocols.

10) Describe security procedures (background checks, foot printing logging, etc.) which are in place regarding Offerors employees who have access to sensitive data.

Verizon Response

All prospective employees are investigated and subjected to a background check, including criminal and Social Security background checks, as part of the hiring process to determine whether they merit employment in the positions for which they applied. Additionally, all employees are covered by our Code of Conduct, which can be provided for your review upon request. Please note that the Code is available on our external website at: https://www.verizon.com/about/our-company/code-conduct

11) Provide an itemized list of all cyber security standards and, security certifications in place that the products and service offered comply with to ensure appropriate controls and data confidentiality are in place, as well as those in process at time of response. Specifically include HIPAA, FERPA, CJIS Security Policy, PCI Data Security Standards (DSS), IRS Publication 1075, FISMA, NIST 800-53, NIST SP 800- 171, FIPS 200 and FedRAMP (Moderate, High) if they apply. Include detailed response on how security

standards and certifications will be maintained and updated to meet best practices for maintenance and operations.

Verizon Response

There are no certificates for wireless services. However, Verizon has implemented and enforced documented policies, standards and practices intended to protect the confidentiality, integrity, availability and non-repudiation of that information. Additionally, Verizon also employs a sizable Internal Audit function, whose mission includes continual assessment of Verizon controls and processes, in order to facilitate ongoing improvement in those areas, and to memorialize findings from those Audits in reports which are communicated up to and including Verizon's Board of Directors. Internal audit reports are generally considered confidential and proprietary to Verizon and are available to Verizon employees only on a need-to-know basis.

12) Provide a detailed list of all third-party attestations, security credentials and certifications, and reports relating to data security, integrity, and other controls in place.

Verizon Response

In order to provide competitive services Verizon may employ subcontractors. Verizon's subcontractor agreements include requirements to abide by Verizon Security Policies and are protected under non-disclosure agreements. Product/Service team would need to comment if any Third Parties will even be used for these services.

Verizon uses AWS for infrastructure and they comply with many of infrastructure related security measures.

In addition, Verizon has its own internal security measures that all products must comply prior to launch. These measures are based off of NIST CSF & NIST 800-53.
https://aws.amazon.com/compliance/pci-dss-level-1-faqs/

13) NIST Cybersecurity Framework, April 16, 2018,Version 1.1 https://doi.org/10.6028/NIST.CSWP.04162018: Describe how the offeror is prepared to utilize the NIST Cybersecurity Framework for Turnkey Internet of Things, Other Turnkey Wireless, Applications and Services (Category 3) and Wireless Transport Options (Category 4) as may be implemented by the Purchasing Entity, which may include, but is not limited to:
    a. Convey the purchasing entities' cyber security requirements,

Verizon Response

Verizon maintains the CPI-810 Corporate Security Policy Instruction manual which is based and aligned with the National Institute of Standards and Technology (NIST) Cyber Security Framework (CSF), and other standards. In addition, individual business units may

maintain supplemental security requirements in accordance with the instructions set forth in the CPI-810.

b. Identify Functions, Categories, Subcategories, and Informative References that describe specific cybersecurity activities will provide in the Offerors's system, products or services under contract with the Purchasing Entity,

Verizon Response

Verizon has an enterprise incident response, business continuity, and disaster recovery capability for responding to known or suspected security attacks, threats, or hazards to its network and information infrastructure. Formal reporting and incident response procedures are documented, implemented, and periodically tested. Verizon's Incident Response Operations organization is responsible for 24x7x365 security threat alarm monitoring and response, and security event response and management. The organization's process and procedures are formally documented and tested at least annually.

c. Communicate cyber security requirements through Cyber Supply Chain Risk Management (SCRM), and

Verizon Response

See above answer.

d. Other cybersecurity risk management activities of Offeror's system, products or services under contract with the purchasing entity.

Verizon Response

See above answer.

14) NIST Cybersecurity Framework, Table 2 Framework Core: For each subcategory of the all 15 Categories of the NIST Cybersecurity Framework, list the specific standards and certifications, the products or services offered comply with at the time or your proposal. Categories Include:

a. Asset Management (ID.AM): The data, personnel, devices, systems, and facilities that enable the organization to achieve business purposes are identified and managed consistent with their relative importance to organizational objectives and the organization's risk strategy.

Verizon Response

Verizon maintains the CPI-810 Corporate Security Policy Instruction manual which is based and aligned with the National Institute of Standards and Technology (NIST) Cyber Security Framework (CSF), and other standards. In addition, individual business units may maintain

supplemental security requirements in accordance with the instructions set forth in the CPI-810.

b. Business Environment (ID.BE): The organization's mission, objectives, stakeholders, and activities are understood and prioritized; this information is used to inform cybersecurity roles, responsibilities, and risk management decisions.

Verizon Response

Yes.

c. Governance (ID.GV): The policies, procedures, and processes to manage and monitor the organization's regulatory, legal, risk, environmental, and operational requirements are understood and inform the management of cybersecurity risk.

Verizon Response

The CPI-810 practices and procedures have been updated to align with the National Institute of Standards and Technology (NIST) Cyber Security Framework. These documents describe the minimum baseline required to secure Verizon's information resources. This instruction applies to individual behaviors and business processes, as well as to our infrastructure and its supporting systems and applications.

d. Risk Assessment (ID.RA): The organization understands the cybersecurity risk to organizational operations (including mission, functions, image, or reputation), organizational assets, and individuals.

Verizon Response

Yes.

e. Risk Management Strategy (ID.RM): The organization's priorities, constraints, risk tolerances, and assumptions are established and used to support operational risk decisions.

Verizon Response

Yes.

f. Supply Chain Risk Management (ID.SC): The organization's priorities, constraints, risk tolerances, and assumptions are established and used to support risk decisions associated with managing supply chain risk. The organization has established and implemented the processes to identify, assess and manage supply chain risks.

Verizon Response

Third party service providers are regularly monitored for security and privacy compliance via the SOC and HIPAA risk assessment and compliance processes. Third party vendors must also comply with Verizon internal security policies; reviewed as a pre-requisite to production implementation and on-going, annually.

g. Identity Management, Authentication and Access Control (PR.AC): Access to physical and logical assets and associated facilities is limited to authorized users, processes, and devices, and is managed consistent with the assessed risk of unauthorized access to authorized activities and transactions.

Verizon Response

Yes.

h. Awareness and Training (PR.AT): The organization's personnel and partners are provided cybersecurity awareness education and are trained to perform their cybersecurity related duties and responsibilities consistent with related policies, procedures, and agreements.

Verizon Response

Security awareness training is mandatory and conducted by Corporate Security throughout Company structure with topics discussed but not limited to: protection of proprietary information; classification and handling of information/materials; business ethics; high risk situations; disaster prevention; password security; health and safety; etc. This training is reinforced by security awareness articles and bulletins on current issues.

i. Data Security (PR.DS): Information and records (data) are managed consistent with the organization's risk strategy to protect the confidentiality, integrity, and availability of information.

Verizon Response

Yes.

j. Information Protection Processes and Procedures (PR.IP): Security policies (that address purpose, scope, roles, responsibilities,

management commitment, and coordination among organizational entities), processes, and procedures are maintained and used to manage protection of information systems and assets.

Verizon Response

Yes.

k. Maintenance (PR.MA): Maintenance and repairs of industrial control and information system components are performed consistent with policies and procedures.

Verizon Response

Procedures are clearly documented to ensure that maintenance access is only accessible by arrangement between the manager of the computer service and the hardware/software support personnel requiring access. One-time password mechanisms or two-factor authentication are required for external or remote network access and access to critical data.

l. Protective Technology (PR.PT): Technical security solutions are managed to ensure the security and resilience of systems and assets, consistent with related policies, procedures, and agreements.

Verizon Response

Yes.

m. Anomalies and Events (DE.AE): Anomalous activity is detected and the potential impact of events is understood.

Verizon Response

Yes.

n. Security Continuous Monitoring (DE.CM): The information system and assets are monitored to identify cybersecurity events and verify the effectiveness of protective measures.

Verizon Response

Verizon has taken extraordinary measures to ensure the security and privacy of our networks-from teams of cyber-security employees monitoring our networks around the clock to completing a comprehensive update of our privacy policy.

o. Detection Processes (DE.DP): Detection processes and procedures are maintained and tested to ensure awareness of anomalous events.

Verizon Response

Yes.

p. Response Planning (RS.RP): Response processes and procedures are executed and maintained, to ensure response to detected cybersecurity incidents.

Verizon Response

Yes.

q. Communications (RS.CO): Response activities are coordinated with internal and external stakeholders (e.g. external support from law enforcement agencies).

Verizon Response

Verizon has established processes to identify, track and determine applicable legal and regulatory information security and privacy regulations as defined and implemented by external governing bodies (e.g. international, Federal, state and local governments).

r. Analysis (RS.AN): Analysis is conducted to ensure effective response and support recovery activities.

Verizon Response

Yes.

s. Mitigation (RS.MI): Activities are performed to prevent expansion of an event, mitigate its effects, and resolve the incident.

Verizon Response

Yes.

t. Improvements (RS.IM): Organizational response activities are improved by incorporating lessons learned from current and previous detection/response activities.

Verizon Response

Yes.

u. Recovery Planning (RC.RP): Recovery processes and procedures are executed and maintained to ensure restoration of systems or assets affected by cybersecurity incidents.

Verizon Response

Yes.

v. Improvements (RC.IM): Recovery planning and processes are improved by incorporating lessons learned into future activities.

Verizon Response

Yes.

w. Communications (RC.CO): Restoration activities are coordinated with internal and external parties (e.g. coordinating centers, Internet Service Providers, owners of attacking systems, victims, other CSIRTs, and vendors).

Verizon Response

Yes.

15) Describe the data breach/incident policies and procedures regarding notification to both the purchasing entity of a security incident and/or data breach, as defined in this RFP, and the mitigation of such a breach. Include how proposer will work with Purchasing Entities before, during, and after a Security Incident and a Data Breach. Include information such as:

a. Personnel who will be involved at various stages, include detail on how the Contract Manager will be involved;

Verizon Response

Customer notifications are contract-specific and may vary based on geographic location and jurisdiction (e.g. U.S. State requirements vs. EU notification requirements). Please consult with your Account Representative for customer-specific procedures relating to breach notification.

b. Response times;

Verizon Response

See above answer.

c. Incident levels;

Verizon Response

See above answer.

d. Processes and timelines;

Verizon Response

See above answer.

e. Methods of communication and assistance; and

Verizon Response

Verizon will use commercially reasonable efforts to promptly notify the customer and assist them in investigating and assessing the extent and nature of the unauthorized disclosure. Notification is made based on statutory or contractual requirements.

f. Other information vital to understanding the service you provide.

Verizon Response

See above answer

g. Provider should take into consideration that Purchasing Entities may have different notification requirements based on applicable laws and the categorization type of the data being processed or stored.

Verizon Response

Acknowledged.

16) Describe the method for compliance with all applicable laws related to data privacy and security including state Security Breach Notification Laws dealing with personally identifiable information (PII). Describe any legal obligations related to security the offeror will meet over the life of the contract and describe how offeror will report changes to these obligations to the public entity.

Verizon Response

Verizon's policies on the use and disclosure of customer data are set forth in Verizon's privacy policy, the terms and conditions of products and services, and its customer agreements. Under federal law and some state laws, customer has the right, and Verizon the duty, to protect the confidentiality of Customer Data that also is customer proprietary network information ("CPNI"). Verizon's use and disclosure of CPNI, as that term is or may hereinafter be defined in Section 222 of the Communications Act of 1934, as amended (the "Act"), shall be governed solely by, and undertaken strictly in accordance with, applicable law including without limitation the Act..

D. Any Turnkey Internet of Things, Other Turnkey Wireless system that incorporates SaaS, IaaS or PaaS or other cloud computing element shall complete, provide, and maintain a completed CSA STAR Registry Self-Assessment for that element. 2 < https://cloudsecurityalliance.org/star/self-assessment/#_overview . Offeror must either submit a completed Consensus Assessments Initiative Questionnaire (CAIQ), or submit a report documenting compliance with Cloud Controls Matrix (CCM) that the CAIQ is based on for the element that cloud based.

Verizon Response

Verizon has its own internal security policies that all products must comply prior to launch. These policies are based off of NIST CSF & NIST 800-53.

Verizon leverages on existing AWS compliance, certifications, and best practices when it deploys the platform on AWS Cloud Infrastructure and when it uses AWS Managed Services.

AWS Cloud Infrastructure compliance programs:
https://aws.amazon.com/compliance/programs/.

Solicitation # CJ18012
Wireless Data, Voice, and Accessories RFP
Attachment V
Category 3 Subcategory Definitions

Item	Application	Definition
A	Fleet Management	Allows the management of tasks associated with managing a fleet of vehicles through the use of telematics or remote sensing devices.
B	Mobile Device Management /Enterprise Mobility Management (MDM/EMM)	Mobile device management/enterprise mobility management (MDM/EMM) are solutions IT organizations use to manage and support end users' mobile devices, applications and data, and to enforce enterprise security policies.
C	Mobile Integration/Mobile Substitution Solutions	Network-based solutions that allow the integration of a user's mobile device and a desk phone, and provide a number of other business-oriented features. As a minimum, solutions meeting this criteria will provide: • Single Number Reach or the ability for a user to be reached at a single business telephone number. • Calls to that single telephone number would ring at both the user's desk phone or mobile device either through simultaneous and/or sequential ringing. • Single Voicemail Box for calls to that single business number.
D	Workforce Management	Workforce management solutions are systems that organizations use to manage personnel who are mobile or regularly operate outside of a fixed office or work location. Functions typically include supervisory monitoring, time and attendance tracking, enforcing pay/workforce rules, scheduling, planning , task management, capacity planning, budgeting, forecasting, and other related functions
E	Field Service Management	Systems that support the management of field service operations typically managing service orders, dispatching technicians, work planning, route optimization, time recording, maintenance data collection/analysis and other related functions.

F	Mobile Data Collection/Mobile Forms	A solution(s) that allow mobile users with cellular-equipped tablets or smartphones to collect data and possibly other information (e.g. pictures, videos, audio notes, locations, etc.), which is then sent over the cellular network to a cloud storage facility from which it can be accessed or downloaded by the customer.
G	Traffic Management and Intelligent Transport Systems (ITS)	Systems implemented by local governments to manage the flow of vehicle and potentially pedestrian traffic to reduce congestion, improve efficiency, reduce energy waste, improve safety and optimize road utilization.
I	Public Safety Systems	Any system that would be used by public safety organizations (e.g. Police, Fire, EMS, etc.) in executing their duties. Those functions might include multimodal communications, locating resources, managing responses, routing and dispatching, building and site intelligence, ongoing monitoring and detection systems, and other related functions.
J	IoT Management	Solutions to monitor, manage and maintain networks of Internet of Things (IoT) devices. Functions might include maintaining inventory, monitoring health/performance, measuring utilization, security maintenance, diagnostics and troubleshooting, downloading software/firmware updates, executing remote commands (e.g. turn off/on, reboot, etc.), logging/reporting, and other related functions.
M	Enterprise Messaging	A messaging solution offered as an alternative to traditional SMS/MMS and offering enterprise-grade security, archiving, and retrieval geared for the messaging requirements of organizations with stringent security requirements.
N	Secure LAN Access	A cellular wireless service providing a secure end-to-end virtual private network (VPN) type connection between a mobile device and to the customer's local area network (LAN).

MA152-1

Attachment W

Wireless Data, Voice and Accessories

Offeror Submission Sheet

Offeror Name: **Cellco Partnership d/b/a Verizon Wireless**

Instructions: Please indicate below which categories of award apply to your proposal. Offerors may propose by state if desired in lieu of a National Award for Categories 3 and 4 (Regional). If Regional award is desired please indicate so on this attachment. Organizing your proposal so that each category of award is addressed separately would be preferable.

Category (subcategory)	Yes	No	Regional Award?
Category 1: Wireless Voice and Data	X		N/A
Category 2: Wireless Accessories and Equipment	X		N/A
Category 3: Turnkey Wireless Solutions (Check this if any subcategories below)	X		
Category 3: Subcategory A: Fleet Management	X		
Category 3: Subcategory B: Mobile Device Management/Enterprise Mobility (MDM/EMM)	X		
Category 3: Subcategory C: Mobile Integration/Mobile Substitution Solutions	X		
Category 3: Subcategory D: Workforce Management	X		
Category 3: Subcategory E: Field Service Management	X		
Category 3: Subcategory F: Mobile Data Collection/Mobile Forms	X		
Category 3: Subcategory G: Traffic Management and Intelligent Transport Systems (ITS)	X		
Category 3: Subcategory H: Snow and Ice Removal Route Management		X	
Category 3: Subcategory I: Public Safety Systems	X		
Category 3: Subcategory J: IoT Management	X		
Category 3: Subcategory K: Energy Conservation/Management		X	
Category 3: Subcategory L: Building and Facilities Automation		X	
Category 3: Subcategory M: Enterprise Messaging	X		
Category 3: Subcategory N: Secure LAN Access	X		
Category 4: Alternate Data Transport		X	

STATE OF CALIFORNIA
DEPARTMENT OF TECHNOLOGY
STATEWIDE TECHNOLOGY PROCUREMENT

STANDARD AGREEMENT

TECH 213 (NEW 12/2018)

REGISTRATION NUMBER	
PURCHASING AUTHORITY NUMBER (if applicable) 12120	AGREEMENT NUMBER C4-CVD-19-001-03

1. This Agreement is entered into between the Contracting Agency and the Contractor named below:

CONTRACTING AGENCY NAME
California Department of Technology

CONTRACTOR NAME
Cellco Partnership d/b/a/ Verizon Wireless

2. The term of this Agreement is: Start Date: July 1, 2019, or the date of contract execution whichever comes first, by the California Department of Technology, Statewide Technology Procurement through four (4) years.

3. The maximum amount of this Agreement is: $ 0.00 (zero dollars and zero cents)

4. The parties agree to comply with the terms and conditions of the following exhibits which are by this reference made a part of the Agreement:

EXH	TITLE	PAGES
A	(*) Contractor's eVAQ # 19-001-03	56
B	(*) IFB C4CVD18 through Addendum 6, in its entirety	435
C	Attachment 1 - List of Contractor's Response Documents attached to this Agreement for the Awarded Subcategory 19.1 And Subcategory 19.2	431

Items shown with an asterisk (*) are hereby incorporated by reference and made part of this agreement as if attached hereto.

IN WITNESS WHEREOF, this Agreement has been executed by the parties hereto.

CONTRACTOR

CONTRACTOR NAME *(If other than an individual, state whether a corporation, partnership, etc.)*
Cellco Partnership d/b/a/ Verizon Wireless

CONTRACTOR AUTHORIZED SIGNATURE
Todd Loccisano (May 23, 2019)

DATE SIGNED May 23, 2019

PRINTED NAME AND TITLE OF PERSON SIGNING
Todd Loccisano, Executive Director, Enterprise & Government Contracts

ADDRESS
One Verizon Way, Basking Ridge, NJ 07920

STATE OF CALIFORNIA

CONTRACTING AGENCY NAME
California Department of Technology

CONTRACTING AGENCY AUTHORIZED SIGNATURE
Tiffany Angulo (May 23, 2019)

DATE SIGNED May 23, 2019

PRINTED NAME AND TITLE OF PERSON SIGNING
Tiffany Angulo, Assistant Deputy Director, Statewide Technology Procurement

CONTRACTING AGENCY ADDRESS
P.O. Box 1810, MS Y-12, Rancho Cordova, CA 95741-1810

Department of Technology, Statewide Technology Procurement Use Only

Marlon Paulo (May 23, 2019)

Deputy Director

May 23, 2019

☐ Exempt per_

MP
MP

C4CVD 19-001-03 CATEGORY 19

Final Audit Report 2019-05-24

Created:	2019-05-23
By:	David Sanchez (David.Sanchez@state.ca.gov)
Status:	Signed
Transaction ID:	CBJCHBCAABAAA4EgKLbANjQvidZdPdVBj_-55dWVMo5M

"C4CVD 19-001-03 CATEGORY 19" History

Document created by David Sanchez (David.Sanchez@state.ca.gov)
2019-05-23 - 4:01:37 PM GMT- IP address: 134.187.214.103

Document emailed to Matthew Poch (matthew.poch1@verizonwireless.com) for approval
2019-05-23 - 4:05:30 PM GMT

Email viewed by Matthew Poch (matthew.poch1@verizonwireless.com)
2019-05-23 - 4:55:48 PM GMT- IP address: 137.188.108.202

Document approved by Matthew Poch (matthew.poch1@verizonwireless.com)
Approval Date: 2019-05-23 - 4:57:04 PM GMT - Time Source: server- IP address: 137.188.108.202

Document emailed to Todd Loccisano (todd.loccisano@verizonwireless.com) for signature
2019-05-23 - 4:57:05 PM GMT

Email viewed by Todd Loccisano (todd.loccisano@verizonwireless.com)
2019-05-23 - 5:28:10 PM GMT- IP address: 137.188.108.201

Document e-signed by Todd Loccisano (todd.loccisano@verizonwireless.com)
Signature Date: 2019-05-23 - 5:52:45 PM GMT - Time Source: server- IP address: 137.188.108.201

Document emailed to Tiffany Angulo (tiffany.angulo@state.ca.gov) for signature
2019-05-23 - 5:52:47 PM GMT

Email viewed by Tiffany Angulo (tiffany.angulo@state.ca.gov)
2019-05-23 - 6:00:21 PM GMT- IP address: 71.193.51.136

Document e-signed by Tiffany Angulo (tiffany.angulo@state.ca.gov)
Signature Date: 2019-05-23 - 6:00:37 PM GMT - Time Source: server- IP address: 71.193.51.136

Document emailed to Marlon Paulo (Marlon.Paulo@State.ca.gov) for signature
2019-05-23 - 6:00:39 PM GMT

Adobe Sign

Email viewed by Marlon Paulo (Marlon.Paulo@State.ca.gov)

2019-05-24 - 5:30:08 AM GMT- IP address: 67.181.18.153

Document e-signed by Marlon Paulo (Marlon.Paulo@State.ca.gov)

Signature Date: 2019-05-24 - 5:31:55 AM GMT - Time Source: server- IP address: 67.181.18.153

Signed document emailed to Tiffany Angulo (tiffany.angulo@state.ca.gov), Todd Loccisano (todd.loccisano@verizonwireless.com), Marlon Paulo (Marlon.Paulo@State.ca.gov), Matthew Poch (matthew.poch1@verizonwireless.com), and 1 more

2019-05-24 - 5:31:55 AM GMT

Adobe Sign

IFB C4CVD18

FOR

CATEGORY 19
CALNET CELLULAR VOICE AND DATA SERVICES

SUBCATEGORY 19.1 CELLULAR BUSINESS SERVICES
SUBCATEGORY 19.2 FIRST RESPONDERS CELLULAR SERVICES

STATEMENT OF WORK
BUSINESS REQUIREMENTS

February 20, 2019

Addendum 6

Issued by:
STATE OF CALIFORNIA
California Department of Technology
Statewide Technology Procurement
PO Box 1810
Rancho Cordova, CA 95741

Disclaimer: The original PDF version and any subsequent addendums of the IFB released by the Procurement Official of this Bid remain the official version. In the event of any inconsistency between the Bidder's versions, articles, attachments, specifications or provisions which constitute the Contract, the official State version of the IFB in its entirety shall take precedence.

INTENTIONAL BLANK PAGE

SOW BUSINESS REQUIREMENTS

TABLE OF CONTENTS

C.1 OVERVIEW (M) 1
C.1.1 BIDDER RESPONSE REQUIREMENTS (M) 1
C.1.2 DESIGNATION OF REQUIREMENTS (M) 1
C.1.3 PACIFIC TIME ZONE (M) 1
C.2 CALNET PROGRAM REQUIREMENTS 2
C.2.1 CONTRACTOR RESPONSIBILITIES (M) 2
C.2.1.1 Marketing Requirements (M) 2
C.2.1.2 United States (U.S.) Based Services 2
C.2.1.2.1 United States Based Service Processing (M) 2
C.2.1.2.2 United States Personnel Location Access Restriction (M) 2
C.2.1.2.3 United States Based Support Personnel (M) 3
C.2.1.3 Customer Proprietary Network Information (CPNI) (M) 3
C.2.2 CONTRACTOR PROGRAM MANAGER (CPM) RESPONSIBILITIES (M) 3
C.2.3 CONTRACT PROGRAM MANAGEMENT PERFORMANCE 4
C.2.3.1 Contract Program Management Performance Deficiencies and Charges 4
C.3 PROVISIONING AND PLANNING (M) 5
C.3.1 GENERAL REQUIREMENTS (M) 5
C.3.2 PROVISIONING AND IMPLEMENTATION 6
C.3.2.1 Customer Verification (M) 6
C.3.2.2 Order Forms (M) 6
C.3.3 LIABILITY FOR NON-AUTHORIZED PURCHASES (M) 7
C.3.4 ACCEPTANCE TESTING PERIOD (M) 7
C.3.5 STANDARD ORDER ACKNOWLEDGEMENT (M) 8
C.3.6 OUT OF STOCK NOTIFICATION (M) 8
C.3.7 SHIPMENT CONFIRMATION (M) 8
C.3.8 UNFILLED ORDERS (M) 9
C.3.9 ACCOUNT CHANGE/TERMINATION ACKNOWLEDGEMENT (M) 9
C.3.10 CELLULAR NUMBER PORTABILITY (M) 9
C.3.11 WARRANTY 9
C.3.11.1 Equipment Warranty (M) 9
C.3.11.2 Product Recall Notification to the CALNET CMO (M) 9

C.3.12 SERVICE ACTIVATION, TERMINATION AND ACCOUNT CHANGES 10
C.3.12.1 Service Activation – New Customer – New Equipment (M) 10
C.3.12.2 Service Activation – Existing Customer – Replacement/Upgrade Equipment (M) 10
C.3.12.3 Plan Changes Fees (M) 10
C.3.12.4 Termination (M) 10
C.3.12.5 Termination Fees (M) 11
C.3.12.6 Account Changes (M) 11
C.3.13 DELIVERY (M) 11
C.3.13.1 Delivery Cost (M) 11
C.3.13.1 Delivery Timeframe (M) 11
C.3.13.2 Delivery – Emergency and/or Expedite Orders (M) 11
C.3.13.3 Shipped Equipment (M) 12
C.3.13.4 Freight-Damaged or Defective Items (M) 12
C.3.13.5 Items Shipped In Error (M) 12
C.3.13.6 Restocking Policy (M) 13

C.4 CELLULAR CONTRACT DATA REQUIREMENTS (M) 13
C.4.1 DATA REPORTING REQUIREMENTS (M) 13
C.4.2 DATA EXCHANGE 15
C.4.3 DATA DEFINITIONS 15
C.4.4 SERVICE CATALOG DATA 17
C.4.5 DATA FILE LABELING CONVENTION 18
C.4.6 DATA FILE STRUCTURE AND DATA FORMATTING 18

C.5 CELLULAR DATA FILES AND REPORTS 21
C.5.1 CUSTOMER IDENTIFIER DATA 21
C.5.2 EQUIPMENT DATA 21
C.5.3 SERVICE PLAN SUMMARY DATA 24
C.5.4 STATE ASSOCIATED ADMINISTRATIVE FEE (SAAF) REPORT 30
C.5.5 SUMMARY OF EXPENDITURES BY SERVICE PLAN REPORT 34
C.5.6 AD HOC REPORTS 37
C.5.7 CUSTOMER NUMBERING CONVENTIONS (M) 37
C.5.8 DATA RETENTION (M) 37

C.6 BILLING AND INVOICING (M) 38
C.6.1 INVOICE CONTENT REQUIREMENTS (M) 39

C.6.2 INVOICE DELIVERY METHODS (M) 40
C.6.3 INVOICING SUPPORT (M) 41
C.6.4 BILLING DISPUTES AND ADJUSTMENTS (M) 41
C.6.5 SYSTEMIC INVOICING ERRORS (M) 42
C.6.6 INVOICING REFUND (M) 42
C.6.7 SERVICE TAXES, FEES, SURCHARGES, AND SURCREDITS (M) 42

C.7 CUSTOMER SERVICES 43
C.7.1 CUSTOMER SERVICE REPRESENTATIVE (M) 43
C.7.2 CUSTOMER SUPPORT AVAILABILITY (M) 43
C.7.3 ESCALATION PROCESS 43
C.7.3.1 CALNET CMO Escalation Process (M) 43
C.7.3.2 Customer Escalation Process (M) 44
C.7.4 CONTRACTOR'S CALNET PUBLIC WEBSITE (M) 44
C.7.5 CUSTOMER REPORTS 44
C.7.5.1 ZERO USAGE REPORT (M) 44
C.7.5.2 ADDITIONAL REPORTS (M) 45
C.7.6 CONTRACTOR'S PORTAL (M) 45
C.7.7 FRAUD MONITORING & PREVENTION (M) 45

C.8 STATE ASSOCIATED ADMINISTRATIVE FEE (SAAF) (M) 45

C.9 INDIVIDUAL PRICING REDUCTIONS (IPR) 47
C.9.1 IPR GENERAL PROVISIONS (M) 47
C.9.2 STANDARD IPRS (M) 48
C.9.3 DURATION IPRS (M) 48

C.10 CONVERSION (M) 49
C.10.1 TRANSITION-IN (M) 49
C.10.1.1 General Requirements (M) 49
C.10.1.2 Transition-In Plan Requirements (M) 50
C.10.1.3 Transition-In Status Report (M) 51
C.10.2 MIGRATION-OUT 51
C.10.2.1 General Requirements (M) 51
C.10.2.2 Migration-Out Plan (M) 52
C.10.2.3 Migration-Out Status Report (M) 53

SOW BUSINESS REQUIREMENTS

C.1 OVERVIEW (M)

This Section of IFB C4CVD18 provides the State's solicitation for the SOW Business Requirements associated with the SOW Technical Requirements described in Category 19, CALNET Cellular Voice and Data Services.

The Cellular Voice and Data Services will be managed on a day-to-day basis by the CALNET Contract Management and Oversight (CALNET CMO).

C.1.1 BIDDER RESPONSE REQUIREMENTS (M)

Throughout this IFB C4CVD18, Bidder is required to acknowledge acceptance of the Requirements described herein by responding to one (1) of the following:

Example A (for Requirements that require confirmation that the Bidder understands and accepts the Requirement):

"Bidder understands the Requirement and shall meet or exceed it? Yes_____ No_____"

Or,

Example B (for responses that are only applicable to Bidders who intend to bid on Subcategory 19.1 only):

Bidder understands the Requirement and shall meet or exceed it? Yes_____ No_____ N/A_____(Respond N/A if NOT Bidding Subcategory 19.1)

C.1.2 DESIGNATION OF REQUIREMENTS (M)

All SOW Business Requirements specified in this Section are Mandatory and must be responded to as identified in this IFB C4CVD18, Part 1, Section 3.3.2.1, *SOW Mandatory Business Requirements* by the Bidder. The Customers will have the option whether or not to order services or features included in the Contract.

Costs associated with these SOW Business Requirements shall be included in the prices provided by the Bidder for the individual items included in the Cost Worksheets. Items not listed in the Cost Worksheets will not be billable by the Contractor.

C.1.3 PACIFIC TIME ZONE (M)

Unless specific otherwise, all Requirements are stated in the Pacific Time Zone and the Contractor shall use the Pacific Time Zone.

Bidder understands the Requirement and shall meet or exceed it? Yes_____ No_____

C.2 CALNET PROGRAM REQUIREMENTS

C.2.1 CONTRACTOR RESPONSIBILITIES (M)

The Contractor shall, unless otherwise specified in this IFB, ensure all SOW Business Requirements shall be met and delivered by the Contractor regardless of whether the Subcontractors or Affiliates provide services to the Customers. The Contractor shall provide all reports, tools, procedures and other Deliverables that incorporate all the Contractor, Subcontractor and Affiliate information and activity. All exceptions must be approved by the CALNET CMO in writing.

Bidder understands the Requirement and shall meet or exceed it? Yes_____ No_____

C.2.1.1 Marketing Requirements (M)

1. Neither the Contractor, Subcontractors nor Affiliates will express or imply any association with CALNET through their marketing nor shall they use the CALNET brand without prior written approval from the CALNET CMO;
2. Contract marketing activities shall represent and be limited to the Contractor's Subcategory; and,
3. The Contractor shall not present or sell services that are NOT available on the Contract in a manner that implies to the Customer the service will be made contractually available.

Bidder understands the Requirement and shall meet or exceed it? Yes_____ No_____

C.2.1.2 United States (U.S.) Based Services

C.2.1.2.1 United States Based Service Processing (M)

All of the Contractor's services must be provided from Facilities located in the United States or U.S. Territories.

Bidder understands the Requirement and shall meet or exceed it? Yes_____ No_____

C.2.1.2.2 United States Personnel Location Access Restriction (M)

Management and/or administrative access to servers, the network, or network Equipment directly associated with any CALNET service shall only be accessed within the confines of the United States or U.S. Territories. No personnel located at non-U.S. locations shall be allowed access.

Bidder understands the Requirement and shall meet or exceed it? Yes_____ No_____

C.2.1.2.3 United States Based Support Personnel (M)

All CALNET direct technical and administrative support personnel must be located within the United States or U.S. Territories.

Bidder understands the Requirement and shall meet or exceed it? Yes_____ No_____

C.2.1.3 Customer Proprietary Network Information (CPNI) (M)

The Contractor shall not use or share CPNI for any activity other than as permitted by applicable law and with the approval of the Customer.

The Contractor shall provide reasonable written notification to the Customer prior to the disclosure of CPNI, except where expressly authorized by the Customer. Such notification shall indicate the reason for the CPNI disclosure.

Upon the CALNET CMO's request, the Contractor shall provide a detailed description of their process for obtaining CPNI permission from the Customer.

Bidder understands the Requirement and shall meet or exceed it? Yes_____ No_____

C.2.2 CONTRACTOR PROGRAM MANAGER (CPM) RESPONSIBILITIES (M)

The Contractor shall assign a Contractor Program Manager (CPM) that will be available to the CALNET CMO throughout the Contract Term along with all pertinent contact information, phone and email.

The CPM shall ensure compliance with the Contract Requirements. Responsibilities include, at a minimum:

1. The CPM shall be the CALNET CMO's primary point of contact and ensure the Contractor is compliant with all terms and conditions of this IFB C4CVD18, including technical solutions, performs administrative functions, reporting, and Contract management functions;
2. Respond within five (5) Business Days to the State's Program Manager's requests;
3. Attend regularly scheduled CALNET Executive Meetings and ad hoc meetings either in person or remotely via conference call in order to address Contract compliance or Customer service issues;
4. The Contractor must notify the CALNET CMO within five (5) Business Days of a change of status of the CPM;
5. The CPM shall be the point of contact to ensure that the resources necessary to support all of the contractual Requirements in this IFB C4CVD18 are available throughout the Contract Term; and,

6. Upon the CALNET CMO's written requests, the Contractor shall provide Contract-related information within ten (10) calendar days. An extension for time shall be at the discretion of the CALNET CMO.

Bidder understands the Requirement and shall meet or exceed it? Yes_____ No_____

C.2.3 Contract Program Management Performance

eVAQ, Section 67, *Performance Deficiency Charges*, ensure Contractor accountability and Contractor performance of administrative, reporting, relationship management, and contract management functions. The State has identified a list of deficiencies and charges in the table below. The State's objective is not to levy charges, but to work with the Contractor to identify and resolve performance deficiencies.

The CALNET CMO and the CPM shall exercise the provisions described in Table C.2.3, *Contract Program Management Performance Deficiency and Charges*, in resolving performance deficiency issues using the following sequence of actions:

1. CALNET CMO shall notify CPM of performance deficiency occurrence(s) in writing.
2. CALNET CMO and CPM shall meet and confer at the State's discretion to discuss alternative remedies and/or cures, for example, the addition of Services and Equipment to the Contract or discontinuance of Services and Equipment to the Customer.
3. The cure period, shall be 60 calendar days or two billing cycles from the date of notification, whichever is longer, unless otherwise directed by the State to allow more time for corrective actions.
4. If the Contractor continues to be noncompliant with the identified Contract performance deficiency after the cure period set by the CALNET CMO, the State may invoice Contractor for the deficiency charges detailed in Table C.2.3 (Contract Program Management Performance Deficiencies and Charges).
5. Contractor shall pay the invoice within 30 calendar days of receipt or notify the CALNET CMO within ten (10) Business Days if it intends to dispute the invoice per eVAQ Section 54, *Disputes*.

Bidder understands the Requirement and shall meet or exceed it? Yes_____ No_____

C.2.3.1 Contract Program Management Performance Deficiencies and Charges

Table C.2.3 below describes the deficiency and charges for Contractor's performance.

Table C.2.3, Contract Program Management Performance Deficiencies and Charges

	Deficiency	Charges
1.	Contractor sells services and/or equipment to CALNET Customers that are not available on the Contract in a manner that implies to the Customer the services or equipment are contractually available (Section C.2.1.1, Item 3).	Up to $500 per Service Request. Charges shall occur on a single per Service Request basis and shall not incur as a per monthly charge. If a Service and/or Equipment has been identified and is in the cure process, no additional instance shall result in additional charges.
2.	Contractor fails to provide Contract related information to CALNET CMO's written request within ten (10) calendar days or within the CALNET CMO's approved extended timeframe (Section C.2.2, Item 6).	Up to $1,000 per CMO request for information/ up to $250 per week thereafter until Contractor's information is received by the CALNET CMO.
3.	Contractor sells services or equipment to an entity not authorized by the State. (Section C.3.2.1, *Customer Verification*). (Appendix C, Authorization to Order for Subcategory 19.1).	Up to $500 per Service Request. Charges shall occur on a single per Service Request basis and shall not incur as a per monthly charge.
4.	Contractor fails to provide reports and contract data within the specified timeframe as defined in Section C.4 and C.5.	Up to $1,000 per report and/or data file and $200 per day thereafter until Contractor provides reports and contract data, as defined.

Bidder understands the Requirement and shall meet or exceed it? Yes_____ No_____

C.3 PROVISIONING AND PLANNING (M)

This Section describes the support responsibilities of the Contractor for activities related to the Customer's acquisition of CALNET Cellular Voice and Data Services as defined in this IFB C4CVD18. All Equipment must be new unused and supported by the Contractor at the time of purchase. Refurbished or used items will only be used for Customized Service Plans. The Contractor shall be responsible for the coordination and processing of all acquisitions for services provided by the Subcontractors and Affiliates.

Bidder understands the Requirement and shall meet or exceed it? Yes_____ No_____

C.3.1 GENERAL REQUIREMENTS (M)

The Contractor shall:

1. Not charge for activation fees;
2. Notify the CALNET CMO in writing within one (1) Business Day of the Contractor's receipt of the first complete Service Request for CALNET Cellular Voice and Data Services;
3. Provide technical and business resources to the CALNET CMO and to the Customers for information on pricing, features, and feature interactions/restrictions. The Contractor's staff shall be available by telephone to participate in meetings to answer questions about contracted services. The Contractor shall ensure that the Contractor's staff, including the Subcontractors and Affiliates, are trained on Contract services and are knowledgeable on Contract terms and conditions;
4. Provide a toll-free telephone number for Provisioning and status inquiries Monday through Friday, 8:00 a.m. to 5:00 p.m.;
5. Ensure charges for services cease on the Customer requested disconnect date; and,
6. Not charge to disconnect a service.

Bidder understands the Requirement and shall meet or exceed it? Yes_____ No_____

C.3.2 PROVISIONING AND IMPLEMENTATION

C.3.2.1 Customer Verification (M)

This Requirement applies to Subcategory 19.1 only.

The Contractor shall:

Verify the Customer's authority to order services by verifying the information contained in the CALNET Application Management Systems (CAMS) for each Service Request for:

1. State Customers - identified as a Chief Agency Telecommunications Representative (CATR) or an Agency Telecommunications Representative (ATR);
2. Non-State Customers - identified by a fully executed Authorization to Order (ATO); (IFB C4CVD18 Appendix C, Authorization to Order – Subcategory 19.1).

Bidder understands the Requirement and shall meet or exceed it? Yes_____ No_____ N/A_____ (Respond N/A if NOT bidding Subcategory 19.1)

C.3.2.2 Order Forms (M)

The Contractor shall:

Accept the following State forms in accordance with IFB C4CVD18 Part 1, *General Instructions*:

1. Equipment – State of California Standard Purchasing Authority Purchase Order STD.65
2. Service – State of California Standard Telecommunications Service Request Form 20 (STD.20)
3. Authorized Non-State Customer Purchasing Document
4. Process and complete the Customer's orders within five (5) Business Days.

Bidder understands the Requirement and shall meet or exceed it? Yes_____ No_____

C.3.3 LIABILITY FOR NON-AUTHORIZED PURCHASES (M)

This Requirement applies to Subcategory 19.1 only.

The Contractor shall only accept orders or modify a Customer account as described in Section C.3.2 above for CATR/ATR or ATO designee.

The Contractor shall assume liability for costs incurred as a result of accepting an order from an unauthorized Customer.

Bidder understands the Requirement and shall meet or exceed it? Yes_____ No_____ N/A_____ (Respond N/A if NOT bidding Subcategory 19.1)

C.3.4 ACCEPTANCE TESTING PERIOD (M)

The Contractor must provide the Customer a 30-day acceptance period to test Equipment and coverage, commencing at the later date of either service activation or Equipment receipt. During this acceptance period the Customer may cancel service if coverage is not acceptable, i.e., consistently dropped calls, poor signal strength, call quality, or if the Equipment is not acceptable, and will incur no termination penalties.

The Customer will incur standard service charges during this acceptance period. The Contractor will provide a full refund for purchased Equipment that is returned, including return shipping costs. Contractor shall provide the Customer with a prepaid return label or prepaid self-addressed container suitable for returning the item within five (5) Business Days of the Customer notification. Once Equipment has been received and tested and does not meet the Requirements mentioned above, the Customer may utilize another Contractor.

Bidder understands the Requirement and shall meet or exceed it? Yes_____ No_____

C.3.5 STANDARD ORDER ACKNOWLEDGEMENT (M)

The Contractor must provide the Customer with an order acknowledgement within one (1) Business Day after receipt of order.

The order acknowledgement must include the following:

1. Equipment and or service plan purchased;
2. Customer Service Request Number/Purchase Order Number;
3. The Contractor Order Number (if applicable);
4. Authorized Ordering Customer Name; and,
5. Ship to address.

Bidder understands the Requirement and shall meet or exceed it? Yes_____ No_____

C.3.6 OUT OF STOCK NOTIFICATION (M)

This Requirement applies to Subcategory 19.1 only.

The Contractor shall notify the Customer within one (1) Business Day after order acknowledgement if an item is out of stock.

The Customer shall have the option of substituting an available product or cancelling the item from the order, in which case the Contractor must provide an option to get comparable Equipment to the Customer within 15 days of the order at no additional cost.

Under no circumstance is the Contractor to make unauthorized substitutions.

Bidder understands the Requirement and shall meet or exceed it? Yes_____ No_____ N/A_____ (Respond N/A if NOT bidding Subcategory 19.1)

C.3.7 SHIPMENT CONFIRMATION (M)

The Contractor must provide a shipment confirmation to the Customer the day of order shipment. The shipment confirmation must contain the following information:

1. Date shipped;
2. Tracking number;
3. Customer name; and,
4. Additional information mutually agreed upon the by the Customer and the Contractor.

Bidder understands the Requirement and shall meet or exceed it? Yes_____ No_____

C.3.8 UNFILLED ORDERS (M)

This Requirement applies to Subcategory 19.1 only.

The Contractor shall inform the Customer in writing of the available date of unfilled and partial shipment orders within three (3) Business Days of order acknowledgement. Unfilled orders and partial shipments shall be indicated on the packing list.

Bidder understands the Requirement and shall meet or exceed it? Yes_____ No_____ N/A_____ (Respond N/A if NOT bidding Subcategory 19.1)

C.3.9 ACCOUNT CHANGE/TERMINATION ACKNOWLEDGEMENT (M)

The Contractor must provide the Customer with an account change or termination acknowledgement within 24 hours of a request.

Bidder understands the Requirement and shall meet or exceed it? Yes_____ No_____

C.3.10 CELLULAR NUMBER PORTABILITY (M)

The Contractor shall allow the Customers with eligible phone numbers to retain their phone numbers when changing service providers and devices, or when moving a phone number from a local number wireline device to a cellular device.

Bidder understands the Requirement and shall meet or exceed it? Yes_____ No_____

C.3.11 WARRANTY

C.3.11.1 Equipment Warranty (M)

Equipment is covered by the manufacturer's consumer warranty that will be passed through to the Customer. The Contractor shall provide manufacturer's warranty information (terms and conditions, provider, etc.) to the Customer with all Equipment at the time of delivery. The Contractor shall work with the Customer to facilitate Equipment replacement.

Contractor shall provide the Warranties set forth in the eVAQ, Section 22, *Warranty*

Bidder understands the Requirement and shall meet or exceed it? Yes_____ No_____

C.3.11.2 Product Recall Notification to the CALNET CMO (M)

The Contractor shall notify the CALNET CMO and the Customers about any product recall by the Manufacturer.

Bidder understands the Requirement and shall meet or exceed it? Yes_____ No_____

C.3.12 SERVICE ACTIVATION, TERMINATION AND ACCOUNT CHANGES

C.3.12.1 Service Activation – New Customer – New Equipment (M)

This Requirement applies to Subcategory 19.1 only.

The Contractor shall ship Equipment ready-for-use within five (5) Business Days of receipt of Service Request, excluding activations involving number portability.

Bidder understands the Requirement and shall meet or exceed it? Yes_____ No_____ N/A_____ (Respond N/A if NOT bidding Subcategory 19.1)

C.3.12.2 Service Activation – Existing Customer – Replacement/Upgrade Equipment (M)

This Requirement applies to Subcategory 19.1 only.

Replacement Equipment shall be shipped inactive, unless specified otherwise on the purchase document within five (5) Business Days, of receipt of Service Request. The Contractor shall activate service for the replacement/ updated Equipment within 24 hours of the Customer notification.

Bidder understands the Requirement and shall meet or exceed it? Yes_____ No_____ N/A_____ (Respond N/A if NOT bidding Subcategory 19.1)

C.3.12.3 Plan Changes Fees (M)

The Bidder agrees that there will be no change fees when a Customer changes service plans. The Bidder also agrees there will be no limits placed on the number of changes that can be made.

Bidder understands the Requirement and shall meet or exceed it? Yes_____ No_____

C.3.12.4 Termination (M)

The Contractor shall terminate service and complete requested plan changes within one (1) Business Day of the Customer notification or upon the Customer requested date.

Bidder understands the Requirement and shall meet or exceed it? Yes_____ No_____

C.3.12.5 Termination Fees (M)

The Customers may cancel service without termination fees.

Bidder understands the Requirement and shall meet or exceed it? Yes_____ No_____

C.3.12.6 Account Changes (M)

This Requirement applies to Subcategory 19.1 only.

The Contractor shall make account changes and complete requested plan changes within one (1) Business Day of the Customer notification, excluding account changes involving number portability.

Bidder understands the Requirement and shall meet or exceed it? Yes_____ No_____ N/A_____ (Respond N/A if NOT bidding Subcategory 19.1)

C.3.13 DELIVERY (M)

C.3.13.1 Delivery Cost (M)

All prices provided shall be Free-On-Board (FOB) Destination; freight prepaid by the Contractor, except for expedites per Section C.3.13.2, *Delivery – Emergency and/or Expedite Orders*. Responsibility and liability for loss or damage for all orders shall remain with the Contractor until final inspection and acceptance, when all responsibility shall pass to the Customer.

Bidder understands the Requirement and shall meet or exceed it? Yes_____ No_____

C.3.13.1 Delivery Timeframe (M)

This Requirement applies to Subcategory 19.1 only.

The Contractor must complete delivery of in-stock products within a maximum of five (5) Business Days after order acknowledgement.

For out of stock item, refer to Section C.3.6, *Out of Stock Notifications.*

Bidder understands the Requirement and shall meet or exceed it? Yes_____ No_____ N/A_____(Respond N/A if NOT bidding Subcategory 19.1)

C.3.13.2 Delivery – Emergency and/or Expedite Orders (M)

The Contractor shall provide expedited 24 hour delivery as requested by the Customer for new, replacement and upgrade Equipment.

The Contractor may invoice the Customer an expedite charge in accordance with line items defined in the Catalog.

Bidder understands the Requirement and shall meet or exceed it? Yes_____ No_____

C.3.13.3 Shipped Equipment (M)

The Contractor shall provide a packing slip for all shipped orders, which includes the following:

1. The Customer name, section or unit name, location (street address building floor and room numbers;
2. Designate contact/name of ordering person if different than the Customer authorized to place order;
3. Ship to address;
4. Contractor Order number;
5. Description of items; and,
6. Additional information as mutually agreed upon by Contractor and Customer.

Bidder understands the Requirement and shall meet or exceed it? Yes_____ No_____

C.3.13.4 Freight-Damaged or Defective Items (M)

This Requirement applies to Subcategory 19.1 only.

The Contractor shall provide credit and/or replacement for freight-damaged or defective items and replace the items within two (2) Business Days after notification by the Customer. The Contractor will be responsible for the credit and or replacement of any freight-damaged or defective products at time of delivery. The Contractor shall not require the Customer to deal directly with the manufacturer. Additionally the Contractor shall provide the Customer with a prepaid return label or prepaid self-addressed container suitable for the item's return within five (5) Business Days of the Customer notification.

Bidder understands the Requirement and shall meet or exceed it? Yes_____ No_____ N/A_____ (Respond N/A if NOT bidding Subcategory 19.1)

C.3.13.5 Items Shipped In Error (M)

This Requirement applies to Subcategory 19.1 only.

The Contractor must accept returns of items shipped in error and credit the Customer for the full amount. Additionally, the Contractor shall provide the Customer with a prepaid return label or prepaid self-addressed container suitable for returning the item within five (5) Business Days of the Customer notification. Delivery of correct items will be at no cost to the Customer.

Bidder understands the Requirement and shall meet or exceed it? Yes_____ No_____ N/A_____ (Respond N/A if NOT bidding Subcategory 19.1)

C.3.13.6 Restocking Policy (M)

The Contractor shall not impose a restocking fee if an item is returned due to damage or an order shipped in error by the Contractor. The Contractor shall not impose restocking fees for exchanged items.

Bidder understands the Requirement and shall meet or exceed it? Yes_____ No_____

C.4 CELLULAR CONTRACT DATA REQUIREMENTS (M)

The Contractor shall adhere to the following requirements for cellular Contract data. The State reserves the right to make updates to this section to accommodate the State's reporting needs no more than annually.

Bidder understands the Requirement and shall meet or exceed it? Yes_____ No_____

C.4.1 DATA REPORTING REQUIREMENTS (M)

The Contractor shall meet the following Data Reporting Requirements:

1. The Contractor shall provide data that allows the State to perform the following oversight functions:
   - Identification and validation of products/services and rates;
   - Compilation of statistics on products/services from a high level to a detailed level;
   - Development of inventory and expenditure reports;
   - Development of products/services trend reports;
   - Identification and validation of the Contractor's Customer Billing (to include all charges, service taxes, surcharges, and sur-credits, refunds, and adjustments);
   - Identification and validation of the State Associated Administrative Fee (SAAF); and
   - Validation of Service Level Agreement compliance.

Bidder understands the Requirement and shall meet or exceed it? Yes_____ No_____

2. The Contractor shall provide the data specified below within 90 calendar days of receipt of the Contractor's first Service Request related to this IFB, or prior to the Contractor's commencement of any applicable Plan identified in Section C.10, *Conversion*, whichever occurs first. If the Contractor requires additional time beyond the 90 calendar days, the Contractor shall be allowed a six (6) month extension to meet this requirement if the Contractor provides reports of CALNET data consistent with established State of California mobility reporting as defined in previous State mobility contracts beginning with the first Service Request or commencement of Section C.10, Conversion, whichever occurs first.

Bidder understands the Requirement and shall meet or exceed it? Yes_____ No_____

3. The Contractor shall provide ad hoc reports as requested by the State at no cost to the State and acknowledge within two (2) Business Days of receipt of request to determine the time frame agreed upon between the Contractor and the State;

Bidder understands the Requirement and shall meet or exceed it? Yes_____ No_____

4. The Contractor shall provide monthly data files to the State within 45 calendar days of the end of each reporting period;

Bidder understands the Requirement and shall meet or exceed it? Yes_____ No_____

5. The Contractor shall ensure data files include all services provided under this Contract relative to each reporting period;

Bidder understands the Requirement and shall meet or exceed it? Yes_____ No_____

6. Data files and reports shall include data from Subcontractors and Affiliates relative to that reporting period;

Bidder understands the Requirement and shall meet or exceed it? Yes_____ No_____

7. The Contractor provided reports and data files shall not include data for non-contracted services, products and equipment;

Bidder understands the Requirement and shall meet or exceed it? Yes_____ No_____

8. Contractor shall update reports and data files reflect with any future changes made to the SAAF charges on Contracted services. This shall be done at the request of the State, and the State must approve all changes;

Bidder understands the Requirement and shall meet or exceed it? Yes_____ No_____

9. Contractor shall proactively correct and resubmit all inaccurate and/or incomplete reports or data files to the CALNET CMO to ensure compliance with reporting requirements within 30 calendar days of notification; and,

Bidder understands the Requirement and shall meet or exceed it? Yes_____ No_____

10. All data formats shall be approved by the CALNET CMO and no changes shall be made to the data fields, format, or headings within data files or reports without prior written consent of the CALNET CMO.

Bidder understands the Requirement and shall meet or exceed it? Yes_____ No_____

C.4.2 DATA EXCHANGE

The Contractor shall support the data exchange methods described below for standardized data files and reports. The method of data exchange for standardized data/reports shall be one of the following as agreed upon between the Contractor and the State.

1. CAMS File Upload Process

The CALNET Automated Management System (CAMS) (Link: CAMS) is an application the State uses for specific Oversight needs and Contractor Management of the CALNET contract. CAMS includes a file upload process for Contractors to use as a method of delivery of data to the State. For data that the State request be uploaded to CAMS, Contractors shall be required to use the CAMS File Upload User Interface (UI) to submit their data (zipped text files) to the State. Instructions on using CAMS will be provided separately as part of the CAMS Reference Guide.

2. *Other* Methods *of Exchange*

As requested by the State, the Contractor shall provide CALNET data and reports through private portal, secured email, encrypted USB drive, Secured File Transfer Protocol or other media sources.

Bidder understands the Requirement and shall meet or exceed it? Yes_____ No_____

C.4.3 Data Definitions

The Contractor shall use the definitions provided in the tables below.

Data Item	Chars	Description	Provided by
ConID	10 (max)	Contractor ID: Unique Contractor ID assigned to the Contractor	CALNET CMO
Svcoff	10 (max)	Service Offering: Service Offering Identifier (e.g. Cellular - CELL)	CALNET CMO
cyc	2	CALNET Cycle: One to two digit number assigned to the service offering cycle. This is used for report labeling only.	CALNET CMO
ctg	2	CALNET Category: Two character Category: Example: 19	CALNET CMO
sub	1	The last digit of the Subcategory number. This is only used for report labeling or file naming.	CALNET CMO
SubCatID	4	Subcategory ID: A numerical field used by the CALNET Program in the CAMS system derived from the number assigned to a subcategory in a CALNET contract. (Example, Category 19.1 becomes 1901, Category 19.2 becomes 1902)	CALNET CMO
Sequence No	8 (max)	Sequence Number: A unique identifier for the product line item in Service Catalog	Contractor
ActionType	1	Catalog Action Type: Letter that denotes the type of action taken for a Catalog line Item. Acceptable values include: A – Add, C – Change, D - Delete	CALNET CMO
CatalogID	16 (max)	Catalog ID: A unique identifier for each line item in the Service Catalog across all Contractors, and is a concatenated identifier that consists of the following: ConID_SubcatID_SequenceNo_	Contractor

Bidder understands the Requirement and shall meet or exceed it? Yes_____ No_____

C.4.4 Service Catalog Data

Initial Service Catalog data and any subsequent changes to Service Catalog data shall be provided by the CALNET CMO in data file format, based on the awarded Contract Catalog A, and after each Contract amendment that modifies Catalog A. After Contract Award, the Service Catalog shall be augmented to include additional columns that identify an Action Type and a unique Catalog ID for each line item in each catalog across all Contractors. These fields are defined in the Data Definitions table, above, and are described in detail as follows:

1. Action Type

   For each product line item in Catalog A, CALNET CMO will add an Action Type to describe the type of action taken. Action Types are: A – Add, C – Change, or D – Delete. This data will be populated by the CALNET CMO at the time the initial Catalog data file is provided, and as appropriate each time a line item is added, changed or deleted through a Contract amendment.

Bidder understands the Requirement and shall meet or exceed it? Yes_____ No____

2. Catalog ID

   The CALNET CMO requires a unique Catalog ID for each product line item when providing Service Catalog Data. Once the CALNET CMO has provided initial service catalog data to the Contractor, the Contractor shall populate a unique Catalog ID for each catalog line item. The Catalog ID shall be a maximum 16 character field, generated by the Contractor and shall adhere to the following concatenated field format/convention:

ConID_SubcategoryID_Sequence Number

<table>
<tr><th>Catalog ID
16 chars</th><th>Chars</th><th>Description</th></tr>
<tr><td>ConCode</td><td>2</td><td>Unique Contractor Code assigned to the Contractor and provided by the CALNET CMO</td></tr>
<tr><td>underscore</td><td>1</td><td>"_"</td></tr>
<tr><td>Subcategory ID</td><td>4</td><td>The Subcategory IDs are defined below:
<table>
<tr><th>Subcategory</th><th>Subcategory ID</th></tr>
<tr><td>19.1</td><td>1901</td></tr>
<tr><td>19.2</td><td>1902</td></tr>
</table></td></tr>
<tr><td>underscore</td><td>1</td><td>"_"</td></tr>
</table>

Catalog ID 16 chars	Chars	Description
Sequence Number	8 (max)	Unique sequence number for the product line item in the Contractor's Service Catalog assigned by the Contractor

Bidder understands the Requirement and shall meet or exceed it? Yes_____ No_____

C.4.5 DATA FILE LABELING CONVENTION

The Contractor shall use the standard Data File Labeling Convention on all reports defined within Section C.4, *Cellular Contract Data Requirements*. The standard includes data items defined in the Data Definition table above, separated by underscore ("_"), and appended with the following report identifiers:

Data Item	Chars	Description	Provided by
reportname	varies	The report name as defined within each report specification Examples MCELLEQUIP MCELLSVSUM MCELLADFEE	CALNET CMO in the Data Requirements below for each data file
mmddyyyy	8	File Creation Date (the date the report was completed)	Contractor
.ext	varies	File Extension identifying the file format (file format is defined within each specific report specifications) Examples "txt" – delimited text file "zip" – zipped file "xlsx" – Microsoft Excel file "accdb" – Microsoft Access file	CALNET CMO

FORMAT: ConID_Svcoff_cyc_ctg_sub_reportnamemmddyyyy.ext

EXAMPLE: ABC_CELL_1_19_0_MSRVBILDTL08012018.ZIP

Bidder understands the Requirement and shall meet or exceed it? Yes_____ No_____

C.4.6 Data File Structure and Data Formatting

The Contractor shall meet the following requirements:

1. Data files shall be formatted with all data fields delimited by pipes ("|") (on both header and data records);

Bidder understands the Requirement and shall meet or exceed it? Yes_____ No_____

2. When requested, Reports shall be provided in MS Excel, MS Access, or other format, as defined and requested by the CALNET CMO;

Bidder understands the Requirement and shall meet or exceed it? Yes_____ No____

3. All records in data files (including the header record) shall end with a <CR><LF>, except the trailing or last record;

Bidder understands the Requirement and shall meet or exceed it? Yes_____ No_____

4. The first record of each data file or report shall be a required header record that labels the columns using the field order and data field names as detailed in the Data Record Definition for each data file or report

Bidder understands the Requirement and shall meet or exceed it? Yes_____ No_____

5. Data records shall immediately follow the header record. The formatting of data records shall be defined within the individual Data Record Definition for each data file or report;

Bidder understands the Requirement and shall meet or exceed it? Yes_____ No_____

6. The Contractor shall not include any subheadings or subtotals on data files and reports, unless requested by the CALNET CMO;

Bidder understands the Requirement and shall meet or exceed it? Yes_____ No_____

7. Data fields defined as data type "Percentage" or "Currency" shall be converted to a "Decimal" value before submitting to the CALNET CMO, unless otherwise directed by the CALNET CMO;

Bidder understands the Requirement and shall meet or exceed it? Yes_____ No_____

8. Data fields that are left blank shall contain a delimited placeholder; and,

Bidder understands the Requirement and shall meet or exceed it? Yes_____ No_____

9. Data fields shall be populated based on what is coded in the "populate" ("Pop") column of the Data Record Definition for each data file or report. The "Pop" column is coded as follows:

POP	Description
R	REQUIRED: Field must always be populated
A	IF APPLICABLE: Field must be populated if it is applicable to the Service Type and Feature Name

Bidder understands the Requirement and shall meet or exceed it? Yes_____ No_____

C.5 CELLULAR DATA FILES AND REPORTS

C.5.1 CUSTOMER IDENTIFIER DATA

The Contractor shall provide the data files and reports specified below within 90 calendar days of receipt of the Contractor's first Service Request related to this IFB, or prior to the Contractor's commencement of any applicable Plan identified in Section C.10, *Conversion*, whichever occurs first. If the Contractor requires additional time beyond the 90 calendar days, the Contractor shall be allowed a six (6) month extension to meet this requirement if the Contractor provides reports of CALNET data consistent with established State of California mobility reporting as defined in previous State mobility contracts beginning with the first Service Request or commencement of Section C.10, *Conversion*, whichever occurs first.

The Contractor shall populate Data Files and Reports with Customer Identifier Data. The data shall include Customer Names, Customer Codes, and assigned Sector and Subsector. The Customer Identifier Data will be provided by the CALNET CMO.

Bidder understands the Requirement and shall meet or exceed it? Yes_____ No_____

C.5.2 EQUIPMENT DATA

Filename: MCELLEQUIP

File Description: The Contractor shall provide an Equipment Data file to the CALNET CMO on a monthly basis. This data file shall include all Cellular Voice and Data equipment purchased in the Service Month being reported and include associated billing information**.** The data file shall still be provided when no Equipment has been purchased for the reporting period (empty file).

File Frequency: Monthly

File Format: Pipe "|" delimited text file (zipped)

Data Record Definition: The following data fields shall be included as columns on each data record in the order specified and follow data field specifications as detailed below:

Field Order	Data Field Name	Description	Pop	Max Value	MCELLEQUIP Data Type and Format
1.	Contractor ID	A unique identifier assigned to each CALNET Contractor and provided by the CALNET CMO.	R	10 chars	Text

Field Order	Data Field Name	Description	Pop	Max Value	MCELLEQUIP Data Type and Format
2.	Service Month	The calendar month the equipment is sold and provided to the Customer.	R	7chars	Date MM/YYYY
3.	Contract ID	The Contract agreement number issued on the form STD 213 for each Contractor.	R	30 chars	Text
4.	Service Offering	An acronym assigned by the CALNET CMO to represent the Service Offering.	R	10 chars	Text Example: CVD
5.	Customer Code	Unique identifier for the Customer as provided by the CALNET CMO.	R	5 chars	Text
6.	Customer Name	Customer name as identified and provided by the CALNET CMO.	R	250 chars	Text
7.	Sector	The Customer's sector of government as provided by the CALNET CMO.	R	20 chars	Text Example: State
8.	Subsector	The Customer's subsector of government as provided by the CALNET CMO.	R	25 chars	Text Example: Executive
9.	BAN	A unique Billing Account Number used to designate a Customer.	R	50 chars	Text
10.	Sale Date	Date the Contractor places the order for the Customer.	R	10 chars	Date MM/DD/YYYY
11.	Completion Date	Actual date the Contractor provides or delivers the equipment to the Customer.	R	10 chars	Date MM/DD/YYYY
12.	Reporting Period	The reporting period for the billing activity.	R	21 chars	Text Ex: 04/01/2018 - 04/30/2018

Field Order	Data Field Name	Description	Pop	Max Value	MCELLEQUIP Data Type and Format
13.	Subcategory	CALNET Subcategory number from which the service has been procured.	R	4 digits	Numeric (M, D) Where <M> is the maximum number of digits (4) and <D> is the maximum number of digits to the right of the decimal point (2) Examples: 19.1, 19.2
14.	Equipment Type	The type of Equipment as defined in the Contractor's Equipment Catalog (e.g. Basic Phone. Smartphone, Mobile Hotspot, Tablets with SIM Cards).	R	25 chars	Text
15.	CLIN	The Contract Line Item Number for the Equipment.	R	10 chars	Text
16.	Quantity	Number of billable units for the specified Equipment Type.	R	6 digits	Numeric

Field Order	Data Field Name	Description	Pop	Max Value	MCELLEQUIP Data Type and Format
17.	Contract Price	The price that is charged to the Customer per unit of Equipment after the contract discount is applied. This is the Non-recurring charge (NRC).	R	20 digits	Numeric (M, D) Where <M> is the maximum number of digits (20) and <D> is the maximum number of digits to the right of the decimal point (4) and <D> varies 2 to 4 digits Strip "$" Example: $15.95 converts to 15.95

Bidder understands the Requirement and shall meet or exceed it? Yes_____ No_____

C.5.3 Service Plan Summary Data

Filename: MCELLSVSUM

File Description: The Contractor shall provide CALNET Cellular Business Voice and Data Service plans summary billing information for all CALNET Cellular Business Voice and Data services to the CALNET CMO as a data file. The data file shall provide monthly summary billing data for all lines/devices with monthly service plans for the service month being reported, as follows:

- Back billing for services shall be reported as a separate data record for each Service Month.
-

File Frequency: Monthly

File Format: Pipe "|" delimited text file (zipped)

Data Record Definition: The following data fields shall be included as columns on each data record in the order specified and follow data field specifications as detailed below.

Field Order	Data Field Name	Description	Pop	Max Value	MCELLSVSUM Data Type and Format
1.	Contractor ID	A unique identifier assigned to each CALNET Contractor and provided by the CALNET CMO.	R	10 chars	Text
2.	Service Month	The calendar month the service and/or feature is provided or added, changed, or deleted.	R	7 chars	Date MM/YYYY
3.	Contract ID	The Contract agreement number issued on the form STD 213 for each Contractor.	R	30 chars	Text
4.	Service Offering	An acronym assigned by the CALNET CMO to represent the Service Offering.	R	10 chars	Text Example: CELL
5.	Customer Code	Unique identifier for the Customer as provided by the CALNET CMO.	R	5 chars	Text
6.	Customer Name	Customer name as identified and provided by the CALNET CMO.	R	250 chars	Text
7.	Sector	The Customer's sector of government as provided by the CALNET CMO.	R	20 chars	Text Example: State
8.	Subsector	The Customer's subsector of government as provided by the CALNET CMO.	R	25 chars	Text Example: Executive
9.	Agency Billing Code	A 5 digit number for State entities and assigned by DGS (State Agencies only).	A	5 digits	Number <99999>

Field Order	Data Field Name	Description	Pop	Max Value	MCELLSVSUM Data Type and Format
10.	BAN	A unique Billing Account Number used to designate a Customer or Customer location that is billed.	R	50 chars	Text
11.	Reporting Period	The reporting period for the billing activity.	R	21 chars	Text Ex: 04/16/2014 - 05/15/2014
12.	Current Service Plan Activation Date	Actual date the Customer confirms the monthly service plan has been activated.	R	10 chars	Date MM/DD/YYYY
13.	Billing Cycle End Date	The end date of the billing cycle for the service plan.	R	10 chars	Date MM/DD/YYYY
14.	Invoice Number	The unique number assigned to the invoice.	R	30 chars	Text The unique number assigned to the invoice
15.	Device Type	The type of device the monthly service plan is being used for (e.g. Basic Phone, Smartphone, Mobile Hotspot, Tablets with SIM Cards).	R	15 chars	Text
16.	Subcategory	CALNET Subcategory number from which the service has been procured.	R	4 digits	Numeric (M, D) Where <M> is the maximum number of digits (2) and <D> is the maximum number of digits to the right of the decimal point (2) <u>Examples</u>: 19.1, 19.2
17.	Section Number	The number of the service grouping as defined in each table heading of the Contractor's CALNET Catalog.	R	50 chars	Text

Field Order	Data Field Name	Description	Pop	Max Value	MCELLSVSUM Data Type and Format
18.	Service Type	The name of the service grouping as defined in each table heading of the Contractor's CALNET Catalog.	R	500 chars	Text
19.	Catalog ID	CALNET CMO generated unique ID assigned to each product line item in the Contractor's Service Catalog.	R	24 chars	Text Refer to Section 2.1 for specific format
20.	Product ID	A unique Contractor-defined code specific to the service plan as included in the Contractor's CALNET Catalog.	R	25 chars	Text
21.	Feature Name	The Feature Name (or the Service Plan Name) in the Contractor's CALNET Catalog.	R	500 chars	Text
22.	MRC Charge	The Monthly Recurring Charge (MRC), per Product ID as included in the Contractor's CALNET Catalog or as agreed upon in an approved IPR. This is only populated when charged for the full month.	R	20 digits	Numeric (M, D) Where <M> is the maximum number of digits (20) and <D> is the maximum number of digits to the right of the decimal point (4) and <D> varies 2 to 4 digits Strip "$" Example: $15.95 converts to 15.95
23.	Change Date	Actual date the Contractor activates, deactivates, or changes (if available) the service plan as deemed acceptable by the Customer.	A	10 chars	Date MM/DD/YYYY

Field Order	Data Field Name	Description	Pop	Max Value	MCELLSVSUM Data Type and Format
24.	Change Type	Type of service plan change processed by the Contractor. This is either a service plan activation, change in service plan, service plan deactivation, or service plan transition.	A	1 chars	Text "A", "C", "D", or "T"
25.	Unit of Measure	Unit of Measure for the Product ID as published on Contractor's CALNET product catalog.	R	50 chars	Text
26.	Quantity	Total number of billable units for the specified Product ID	R	30 digits	Numeric (M, D) Where <M> is the maximum number of digits (30) and <D> is the maximum number of digits to the right of the decimal point (2)
27.	Total MRC Charge	MRC Charge multiplied by the Quantity for the specified row of data. Total MRC Charged = MRC Charge * Quantity	A	20 digits	Numeric (M, D) Where <M> is the maximum number of digits (20) and <D> is the maximum number of digits to the right of the decimal point (4) and <D> varies 2 to 4 digits Strip "$" Example: $15.95 convert to 15.95

Field Order	Data Field Name	Description	Pop	Max Value	MCELLSVSUM Data Type and Format
28.	Total MRC Admin Fee	NRC Admin Fee multiplied by the Quantity for the specified row of data. Total NRC Admin Fee = NRC Admin Fee * Quantity	A	20 digits	Numeric (M, D) Where <M> is the maximum number of digits (20) and <D> is the maximum number of digits to the right of the decimal point (4) and <D> varies 2 to 4 digits Strip "$" Example: $15.95 convert to 15.95
29.	Total Charge	The sum of Total MRC Charge, Total MRC Admin Fee, Adjustments, and Total Taxes for the specified row. Total Charge = Total MRC Charge + Total MRC Admin Fee + Adjustments + Total Taxes	R	20 digits	Numeric (M, D) Where <M> is the maximum number of digits (20) and <D> is the maximum number of digits to the right of the decimal point (4) and <D> varies 2 to 4 digits Strip "$" Example: $15.95 convert to 15.95
30.	Adjustments	Credits or debits on an account to correct previous billing - including SLA credits.	A	20 digits	Numeric (M, D) Where <M> is the maximum number of digits (20) and <D> is the maximum number of digits to the right of the decimal point (4) and <D> varies 2 to 4 digits Strip "$" Example: $15.95 converts to 15.95
31.	Adjustment Description	Explanation for the issuance of an Adjustment.	A	500 chars	Text

Field Order	Data Field Name	Description	Pop	Max Value	MCELLSVSUM Data Type and Format
32.	Total Taxes	Total Taxes, Fees and Surcharges billed for the Product ID for the specified row.	R	20 digits	Numeric (M, D) Where <M> is the maximum number of digits (20) and <D> is the maximum number of digits to the right of the decimal point (4) and <D> varies 2 to 4 digits Strip "$" Example: $15.95 converts to 15.95

Bidder understands the Requirement and shall meet or exceed it? Yes_____ No_____

C.5.4 State Associated Administrative Fee (SAAF) Report

Filename: MCELLADFEE

File Description: The Contractor shall provide a SAAF report to the CALNET CMO on a quarterly basis as a data file. The data file shall be a high-level summary of all SAAF totals for Plans and Equipment for the Service Month being reported.

File Frequency: Quarterly

File Format: Pipe "|" delimited text file (zipped)

Data Record Definition: The following data fields shall be included as columns on each data record in the order specified and follow data field specifications as detailed below:

Field Order	Data Field Name	Description	Pop	Max Value	MCELLADFEE Data Type and Format
1.	Contractor ID	A unique identifier assigned to each CALNET Contractor and provided by the CALNET CMO.	R	10 chars	Text

Field Order	Data Field Name	Description	Pop	Max Value	MCELLADFEE Data Type and Format
2.	Service Month	The calendar month the service, and/or feature is provided or moved, added, changed, or deleted.	R	7 chars	Date MM/YYYY
3.	Contract ID	The Contract agreement number issued on the STD 213 for each Contractor.	R	30 chars	Text
4.	Service Offering	An acronym assigned by the CALNET CMO to represent the Service Offering.	R	10 chars	Text Example: CVD
5.	Category	CALNET Category number from which the Service has been procured.	R	2 digits	Number <99> Where <99> is up to 2 digits Exclude leading zeros
6.	Subcategory	CALNET Subcategory number from which the service has been procured.	R	4 digits	Numeric (M, D) Where <M> is the maximum number of digits (4) and <D> is the maximum number of digits to the right of the decimal point (2) Examples: 19.1, 19.2
7.	Total Charges all Plans	The sum of charges for all service plans (including adjustments) for the Service Month being reported.	A	20 digits	Numeric (M, D) Where <M> is the maximum number of digits (20) and <D> is the maximum number of digits to the right of the decimal point (4) and <D> varies 2 to 4 digits Strip "$" Example: $15.95 converts to 15.95

Field Order	Data Field Name	Description	Pop	Max Value	MCELLADFEE Data Type and Format
8.	Total Charges Equipment	The sum of all equipment charges (including adjustments) for the Service Month being reported.	A	20 digits	Numeric (M, D) Where <M> is the maximum number of digits (20) and <D> is the maximum number of digits to the right of the decimal point (4) and <D> varies 2 to 4 digits Strip "$" Example: $15.95 converts to 15.95
9.	NRC Admin Fee Rate	A percentage of the Contractor's rate that is determined by the State and added to the Contractor's rate.	A	4 digits	Numeric (M, D) Where <M> is the maximum number of digits (4) and <D> is the maximum number of digits to the right of the decimal point (3) Strip "%" Example: 2.5% converts to 0.025
10.	MRC Admin Fee Rate	A percentage of the Contractor's rate that is determined by the State and added to the Contractor's rate.	A	4 digits	Numeric (M, D) Where <M> is the maximum number of digits (4) and <D> is the maximum number of digits to the right of the decimal point (3) Strip "%" Example: 2.5% converts to 0.025

Field Order	Data Field Name	Description	Pop	Max Value	MCELLADFEE Data Type and Format
11.	Total NRC Admin Fee	The total NRC SAAF collected for the Product ID for the Service Month being reported.	A	20 digits	Numeric (M, D) Where <M> is the maximum number of digits (20) and <D> is the maximum number of digits to the right of the decimal point (4) and <D> varies 2 to 4 digits Strip "$" Example: $15.95 convert to 15.95 If NRC Admin Fees are not associated with the Product, provide 0.0
12.	Total MRC Admin Fee	The total MRC SAAF collected for the Product ID for the Service Month being reported.	A	20 digits	Numeric (M, D) Where <M> is the maximum number of digits (20) and <D> is the maximum number of digits to the right of the decimal point (4) and <D> varies 2 to 4 digits Strip "$" Example: $15.95 convert to 15.95 If MRC Admin Fees are not associated with the Product, provide 0.0

Field Order	Data Field Name	Description	Pop	Max Value	MCELLADFEE Data Type and Format
13.	Total Admin Fee	The total SAAF collected for the Product ID for the Service Month being reported. Total Admin Fee = Total NRC Admin Fee + Total MRC Admin Fee	R	20 digits	Numeric (M, D) Where <M> is the maximum number of digits (20) and <D> is the maximum number of digits to the right of the decimal point (4) and <D> varies 2 to 4 digits Strip "$" Example: $15.95 convert to 15.95 If Admin Fees are not associated with the Product, provide 0.0
14.	Total Charge	The sum of Total Charges All Plans, Total Charges Equipment and Total Admin Fee for the specified row. Total Charge = Total Charges All Plans + Total Charges Equipment +Total Admin Fee	R	20 digits	Numeric (M, D) Where <M> is the maximum number of digits (20) and <D> is the maximum number of digits to the right of the decimal point (4) and <D> varies 2 to 4 digits Strip "$" Example: $15.95 convert to 15.95

Bidder understands the Requirement and shall meet or exceed it? Yes_____ No_____

C.5.5 Summary of Expenditures by Service Plan Report

Filename: MCELLEXPPL

File Description: The Contractor shall provide a Summary of Expenditures by Service Plan Report to the CALNET CMO on a monthly basis. This data file is a high-level summary of CALNET cellular service plan expenditures for the Service Month being reported. The expenditures shall be broken down by Product ID/Plan and include the quantities and total expenditures for each line item being reported.

File Frequency: Monthly

File Format: Excel

Data Record Definition: The following data fields shall be included as columns on each data record in the order specified and follow data field specifications as detailed below:

Field Order	Data Field Name	Description	Pop	Max Value	MCELLEXPPL Data Type and Format
1.	Contract or ID	A unique identifier assigned to each CALNET Contractor and provided by the CALNET CMO.	R	10 chars	Text
2.	Service Month	The calendar month the service and/or feature is provided or moved, added, changed, or deleted.	R	7 chars	Date MM/YYYY
3.	Service Offering	An acronym assigned by the CALNET CMO to represent the Service Offering.	R	10 chars	Text Example: CVD
4.	Category	CALNET Category number from which the Service has been procured.	R	2 digits	Number <99> Where <99> is up to 2 digits Exclude leading zeros
5.	Subcategory	CALNET Subcategory number from which the service has been procured.	R	4 digits	Numeric (M, D) Where <M> is the maximum number of digits (2) and <D> is the maximum number of digits to the right of the decimal point (2) Examples: 19.1, 19.2
6.	Product ID	A unique Contractor-defined code specific to the service plan as included in the Contractor's CALNET Catalog.	A	25 chars	Text

Field Order	Data Field Name	Description	Pop	Max Value	MCELLEXPPL Data Type and Format
7.	Feature Name	The Feature Name as defined in the Contractor's CALNET Catalog or in the Contractor's Equipment and Accessories Catalog.	A	500 chars	Text
8.	Quantity	Total number of billable units for the specified Product ID in the reporting month.	R	30 digits	Numeric (M, D) Where <M> is the maximum number of digits (30) and <D> is the maximum number of digits to the right of the decimal point (2)
9.	Total Service Plan Admin Fee	The total SAAF collected for the Product ID (Service Plan) for the Service Month being reported.	R	20 digits	Numeric (M, D) Where <M> is the maximum number of digits (20) and <D> is the maximum number of digits to the right of the decimal point (4) and <D> varies 2 to 4 digits Strip "$" Example: $15.95 convert to 15.95 If Admin Fees are not associated with the Product, provide 0.0
10.	Total Plan Expenditures	The sum of all expenditures for the Service Plan, (including adjustments and taxes) for the specified line item.	R	20 digits	Numeric (M, D) Where <M> is the maximum number of digits (20) and <D> is the maximum number of digits to the right of the decimal point (4) and <D> varies 2 to 4 digits Strip "$" Example: $15.95 convert to 15.95

Bidder understands the Requirement and shall meet or exceed it? Yes_____ No_____

C.5.6 Ad hoc Reports

Filename: To be provided by the CALNET CMO at the time of the request.

File Description: The Contractor shall provide ad hoc reports as requested by the State at no cost to the State and acknowledge within two (2) Business Days of receipt of request to determine the time frame agreed upon between the Contractor and the State.

File Format: Reports shall be provided in MS Excel, MS Access, or other format, as defined by the CALNET CMO at the time of request.

Data Record Definition: The data record definition shall be defined upon request and include the required data fields, order of each data field, and the report format.

Bidder understands the Requirement and shall meet or exceed it? Yes_____ No_____

C.5.7 CUSTOMER NUMBERING CONVENTIONS (M)

The Contractor shall use the most current version of the State maintained and provided list of Customer Names and Customer Identifiers for reporting. Customer Names and Customer Identifiers shall be used on all reports as directed by the CALNET CMO.

The CALNET CMO will notify the Contractor when updates are made to Customer Names and Customer Identifiers.

Bidder understands the Requirement and shall meet or exceed it? Yes_____ No_____

C.5.8 DATA RETENTION (M)

All CALNET data and reports shall be retained and maintained by the Contractor in a secure environment for the periods identified in the eVAQ, Section 51, *Examination and Audit*.

Bidder understands the Requirement and shall meet or exceed it? Yes_____ No_____

C.6 BILLING AND INVOICING (M)

The Contractor shall provide billing and invoicing as specified below within 90 calendar days of receipt of the Contractor's first Service Request related to this IFB, or prior to the Contractor's commencement of any applicable Plan identified in Section C.10, *Conversion*, whichever occurs first. If the Contractor requires additional time beyond the 90 calendar days, the Contractor shall be allowed a nine (9) month extension to meet these requirements as long as the Contractor invoices the Customer for CALNET Services, rates and SAAF utilizing billing and invoicing formats consistent with Contractor's established State of California mobility billing and invoicing system used in previous State mobility contracts.

To ensure timely payment, the Contractor shall provide accurate monthly invoices to the Customers and provide a breakdown and explanation of all charges as specified throughout this Section. The Contractor shall integrate the Subcontractor's and Affiliate's billing data into the Contractor's Billing and Invoicing system. With the coordination and consolidation of invoices, the Contractor, its Subcontractors and Affiliates will establish processes and procedures to avoid errors. Payments to the Contractor will only be issued for receipt of the Customer validated and approved invoices.

The Contractor shall:

1. Provide a unique Product Identifier for each standardized service plan (as defined in Section 19.1.2.2 and 19.2.3.2), not including overage charges or other peripheral billable items, to appear on the Customer's invoices as identified in the Catalog. "Peripheral Billable Items" shall mean additional charges related to the use of services that result from: 1) elective, end-user initiated actions such as downloads or pay-to-use services; 2) add-on feature charges, 3) cellular building amplification services fees/charges, and 4) unsolicited contract fees as set forth in Section 19.1.2.2 and 19.2.3.2, as may be amended from time to time upon mutual agreement of the parties.
2. Maintain a secure password protected web-based Billing and Invoicing application which delivers integrated monthly invoices to the Customers including services provided by the Contractor, its Subcontractors and Affiliates;
3. Provide within the Billing and Invoicing application the ability to download/export data into PDF or MS Excel 2013 or newer version document;
4. Generate monthly invoices to the Customers that are accurate and provide sufficient data for the Customers to validate and reconcile;
5. Distribute invoice(s) to authorized Customers within 15 calendar days of the end of the monthly billing cycle;
6. Utilization of the Customer Naming Conventions described in Section C.4, *Cellular Contract Data Requirements*;
7. Itemize all charges by Product Identifiers for each standardized service plan (as defined in Section 19.1.2.2 and 19.2.3.2), not including overage charges or other Peripheral Billable Items. Monthly Recurring Charges, Non-Recurring Charges, and Adjustments must be itemized and shall not be comingled;

8. Identify late payment charges on the invoice and upon request provide proof that the late payment charge is valid;
9. Provide a Uniform Resource Locator (URL) for the Billing and Invoicing application;
10. Accept CAL-Card as an optional payment mechanism for one-time non-recurring charges only. Form STD.65 is required even when the ordering department chooses to pay the Contractor via CAL-Card. Accept CAL-Card invoices separately. The CAL-Card invoice must itemize charges, and show a balance of zero dollars ($.00) to reflect credit card payment;
11. Invoice in arrears. The State is only authorized to pay for services that have been rendered as stated in SAM 8422.1 and SCM Volume 3 – 9.A2.0;
12. Flag or identify non-CALNET contracted charges on the Customer invoice. The Contractor shall not apply SAAF to non-CALNET contracted charges; and,
13. The Contractor shall apply the SAAF rate to identified items as a surcharge that shall appear separately on the Customers invoice in the Itemized Taxes, Fees and Surcharges section or within a location on the invoice mutually agreed to by the CALNET CMO and the Contractor.

Bidder understands the Requirement and shall meet or exceed it? Yes_____ No_____

C.6.1 Invoice Content Requirements (M)

Invoice content will vary depending on the type of service. Invoices shall include data as defined below for a Customer to validate charges and for the invoice to pass an audit. Minimum invoice content Requirements are listed below:

1. Content for Initial Invoice Page
   a. Contractor's Name and/or Logo;
   b. Billing Account Number (BAN) or equivalent;
   c. Invoice Number;
   d. Invoice Date;
   e. Current Charges;
   f. Previous Balance – the amount reflecting any unpaid charges from previous invoice(s) that has been carried forward;
   g. Total Amount Due;
   h. Payment(s);
   i. Payment Due Date;
   j. Adjustments; and,
   k. Toll-Free Support Line.
2. Content for Non-Recurring Charges (NRC)
   a. Ability to verify Activation Date (if applicable); and,
   b. Service Request Number or equivalent, when available.

3. Content for Remittance Slip
    a. Contractor's Name;
    b. Remittance Address;
    c. Invoice Number;
    d. Invoice Date;
    e. Current Charges;
    f. Total amount Due; and,
    g. Payment Due Date.
4. Additional Required Invoice Content (if applicable)
    a. BTN, WTN or equivalent;
    b. Feature Name;
    c. Quantity;
    d. Billing Period – The billing cycle for which the MRC applies;
    e. Charge – the MRC for each Product ID;
    f. Usage Charge – to include Call Detail Record if applicable;
    g. Adjustments; and
    h. Itemized Taxes, Fees and Surcharges – provided at the BTN (or equivalent) level.

Additional information shall be provided by the Contractor as necessary for a Customer to validate charges. If an invoice includes acronyms, symbols or codes the Contractor shall include a legend within the invoice.

Bidder understands the Requirement and shall meet or exceed it? Yes_____ No_____

C.6.2 INVOICE DELIVERY METHODS (M)

The Contractor shall provide invoicing as identified:

1. Web-based (Paperless) - secure password protected; or,
2. Paper – double side print required

The Contractor shall issue a paper Remittance Slip free of charge for payment processing.

The Contractor may provide other means of electronic data with no additional cost to the State or Customers (e.g., data files), when mutually agreed upon.

Bidder understands the Requirement and shall meet or exceed it? Yes_____ No_____

C.6.3 INVOICING SUPPORT (M)

1. The Contractor shall provide to the Customers:
   a. Invoice Support including problem resolution and status updates within 48 hours of initial notification;
   b. A toll-free support telephone number;
   c. Invoice support from 8:00 a.m. to 5:00 p.m., Monday through Friday from representative with knowledge to support invoicing; and
   d. Invoice support location(s) within the United States.
2. The Contractor shall provide to the CALNET CMO:
   a. A designated contact for Billing and Invoicing to support the Billing and Invoicing Requirements; and,
   b. Written notification to the CALNET CMO for any systemic variations (e.g., temporary Product Identifiers, tax errors, incorrect billing of Product Identifiers, fraudulent activity) that may affect the Customer's invoices. Notification shall be provided through email within five (5) calendar days from discovery.

Bidder understands the Requirement and shall meet or exceed it? Yes_____ No_____

C.6.4 BILLING DISPUTES AND ADJUSTMENTS (M)

Should the State or any Customer dispute, in good faith, any portion of the invoiced amount due, the Customer shall notify the Contractor in writing of the nature and basis of the dispute as soon as possible. In the event the dispute is not resolved prior to the invoice due date, the Customer may deduct the disputed amount from the amount due. No late payment charges shall apply to the disputed amount until the dispute is resolved by both parties at which time any amount due will be paid by the Customer or adjustment shall be issued by the Contractor, consistent with the payment timelines set forth in this Agreement. All parties agree to use their best efforts to resolve disputes.

The Contractor shall resolve billing disputes by issuing adjustments for the full amount or provide acceptable evidence the disputed amount should not be adjusted.

In the event a dispute between the Contractor and the Customer cannot be resolved, the processes described in the eVAQ Sections 68, *Set-off Rights*, and 54, *Disputes* shall prevail.

Bidder understands the Requirement and shall meet or exceed it? Yes_____ No_____

C.6.5 SYSTEMIC INVOICING ERRORS (M)

The Contractor shall provide a corrective action plan within 30 Business Days for the identified invoice discrepancy. The Contractor shall correct systemic invoicing errors within 60 calendar days of the identified invoice discrepancy unless otherwise agreed upon by the CALNET CMO. The Contractor shall provide the CALNET CMO a list of affected Customers, dates of occurrence, resolution, and timeframes to implement resolutions and preventative measures.

Bidder understands the Requirement and shall meet or exceed it? Yes_____ No_____

C.6.6 INVOICING REFUND (M)

The Contractor shall provide a refund when a credit resides on a closed account. The Customer shall not be responsible for refund initiation and the refund is to be reflected on the BAN or as mutually agreed upon by both parties.

Refund checks shall be issued within 60 calendar days of the date of the account closure.

Refund checks shall be reflected in the Adjustments section of the invoice for tracking purposes and shall include the associated BTN/ WTN and the Customers' Service Request number when applicable

Bidder understands the Requirement and shall meet or exceed it? Yes_____ No_____

C.6.7 SERVICE TAXES, FEES, SURCHARGES, AND SURCREDITS (M)

The Bidder agrees to comply with FCC, CPUC and other jurisdictional taxes, fees, surcharges and surcredits (Fees) per eVAQ Section 41, *Service Taxes, Fees, Surcharges and Surcredits*. Any addition or changes will be implemented in accordance with this section.

Taxes, Surcharges, and Surcredits should be assessed on the Contract price (Catalog A pricing) excluding the State Associated Administrative Fee (SAAF). SAAF, taxes, and surcharges that are remitted to the government and not retained by the vendor are excluded from the vendor's gross revenues. Therefore, **no taxes may be assessed on the SAAF.**

The Contractor shall respond to the CALNET CMO within 15 calendar days from original contact date in regard to inquiries associated with Service Taxes, Fees, Surcharges and Surcredits.

The Contractor shall provide the CALNET CMO with valid E911 and Federal Excise (if applicable) exemption certificate(s) for the CALNET CMO to complete on behalf of the State within 30 calendar days of Contract Award.

Bidder understands the Requirement and shall meet or exceed it? Yes_____ No_____

C.7 CUSTOMER SERVICES

C.7.1 CUSTOMER SERVICE REPRESENTATIVE (M)

The Contractor shall provide the Customer Service Representatives (CSRs) who shall be available for activating and terminating services, making changes to accounts, answering questions and assisting in problem resolution. The CSRs must be knowledgeable of CALNET Contract Requirements.

Bidder understands the Requirement and shall meet or exceed it? Yes_____ No_____

C.7.2 CUSTOMER SUPPORT AVAILABILITY (M)

This Requirement applies to Subcategory 19.1 only.

The Customer service support shall be available during regular business hours (Monday- Friday 8:00 a.m. – 4:59 p.m.). The Customer services must respond to any Customer service request within four (4) hours of notice.

The Contractor shall provide the CALNET CMO and the Customers with a toll-free number for the Customers to report service issues.

Bidder understands the Requirement and shall meet or exceed it? Yes_____ No_____ N/A_____ (Respond N/A if NOT bidding Subcategory 19.1)

C.7.3 ESCALATION PROCESS

C.7.3.1 CALNET CMO Escalation Process (M)

Within 60 calendar days of execution of this Agreement, the Contractor shall provide an Escalation Process to be used by the CALNET CMO for this Contract. The CALNET CMO reserves the right to require changes to the Escalation Process prior to approval. The CALNET CMO Escalation Process shall:

1. Include a detailed escalation hierarchy within the Contractor's organization;
2. Include the Contractor's contact information of the individual(s) with increasing responsibility who will be available to resolve Contract and service issues 24x7x365 as they are escalated within the Contractor's organization. The Contractor shall provide three (3) levels of escalation (at least one (1) level higher than the Customer escalation contacts). Contact information shall include title/responsibility, office number, cell number and email address;
3. Remain current and provided to the CALNET CMO upon request, throughout the Contract Term; and

4. Include major milestones, roles and responsibilities, Deliverables, and commitment dates as negotiated between the CALNET CMO and the Contractor.

Bidder understands the Requirement and shall meet or exceed it? Yes_____ No_____

C.7.3.2 Customer Escalation Process (M)

Within 90 calendar days of execution of this Agreement, the Contractor shall provide an Escalation Process to be used by the Customer and be posted on the Contractor's User Portal. The Customer Escalation Process shall:

1. Include a detailed escalation hierarchy within the Contractor's organization;
2. Include the Contractor contact information of the individuals with increasing responsibility who will be available to resolve issues 24x7x365 as they are escalated within the Contractor's organization. The Contractor shall provide at least three (3) levels. Contact information shall include title/responsibility, office number, cell number, and email address;
3. Remain current throughout the Contract Term; and,
4. Include major milestones, roles and responsibilities, Deliverables, and commitment dates as negotiated between CALNET CMO and the Contractor.

Bidder understands the Requirement and shall meet or exceed it? Yes_____ No_____

C.7.4 CONTRACTOR'S CALNET PUBLIC WEBSITE (M)

The Contractor may provide a CALNET Public Website. The Contractor's CALNET Public Website shall contain only information related to CALNET services awarded to the Contractor. If the Contractor elects to provide a CALNET Public Website the CALNET CMO reserves the right to review and require modification of website content that contains any reference to "CALNET".

Bidder understands the Requirement and shall meet or exceed it? Yes_____ No_____

C.7.5 CUSTOMER REPORTS

C.7.5.1 ZERO USAGE REPORT (M)

The Contractor shall provide a Zero Usage Report to the Customer on a quarterly basis. The report shall include a high-level summary of End-User lines that show no usage (zero minutes, zero texts, and zero data) for three (3) consecutive months.

Bidder understands the Requirement and shall meet or exceed it? Yes_____ No_____

C.7.5.2 ADDITIONAL REPORTS (M)

The Contractor shall provide industry standard reports to the Customers upon request.

Bidder understands the Requirement and shall meet or exceed it? Yes_____ No_____

C.7.6 CONTRACTOR'S PORTAL (M)

Within 120 calendar days of Contract Award, the Contractor shall provide and support a secure web-based Cellular Voice and Data Services portal for the Customers. The Contractor's portal shall provide:

1. Access to the following:
   a. Order System;
   b. Billing and Invoicing application; and,
   c. Web Based Catalog.
2. 24x7x365 availability, exclusive of maintenance windows;
3. Order acknowledgement;
4. Shipment confirmation;
5. Unfilled orders;
6. Account change/termination acknowledgement; and,
7. Activation capability for In-Hand devices.

Bidder understands the Requirement and shall meet or exceed it? Yes_____ No_____

C.7.7 FRAUD MONITORING & PREVENTION (M)

The Contractor shall perform fraud detection, monitoring and prevention services that are consistent with industry common "best" practices on a 24x7x365 basis to reduce the State's vulnerability to fraudulent activities.

Bidder understands the Requirement and shall meet or exceed it? Yes_____ No_____

C.8 STATE ASSOCIATED ADMINISTRATIVE FEE (SAAF) (M)

The CALNET CMO will determine the methods and amount of the SAAF. Refer to eVAQ, Section 70, *Administrative Fee*, for additional Requirements.

1. Items contained in this Contract to include SAAF will be identified by the CALNET CMO. The CALNET CMO will provide SAAF instructions within 30 calendar days of Contract Award, which will include the SAAF rate, services to which it applies and instructions for EFT payments.
2. The SAAF rate may change during the Contract Term as determined by the CALNET CMO.
3. The CALNET CMO will provide the Contractor with notice of any changes to the SAAF rate at least 60 calendar days prior to the effective date of the new SAAF rate.

The Contractor shall, in accordance with the Contract, bill and collect the SAAF from the Customers on a monthly basis throughout the life of the Contract.

1. The Contractor shall only assess and remit the SAAF, as determined by the CALNET CMO, for CALNET services obtained by Customers pursuant to the Contract.
2. The Contractor shall apply the SAAF rate to identified items as a surcharge as defined in section C.6, *Billing and Invoicing*.
3. The Contractor shall calculate the SAAF from the CALNET Catalog A pricing only.
4. SAAF shall not be calculated on or applied to any taxes, fees, surcharges, and surcredits.
5. The Contractor shall not apply any taxes, fees, surcharges, and surcredits to the SAAF.
6. The Contractor shall not apply SAAF to non-CALNET products or services.
7. The Contractor shall remit a single monthly Electronic Fund Transfer (EFT) as payment to the California Department of Technology for the SAAF billed to the Customers.
8. The Contractor shall remit the total SAAF collected for each month to the California Department of Technology no later than 60 calendar days after the billing cycle.
9. The Contractor shall provide a SAAF notification of remittance to the CALNET CMO via email or other electronic means as directed by the CALNET CMO. Notification shall include the following:
   a. Contract Number;
   b. Subcategory;
   c. Contractor Name;
   d. Date of remittance;
   e. Amount of SAAF;
   f. Service Month;
   g. Total expenditures; and,
   h. Total Amount of SAAF.
10. The Contractor shall document and report adjustments to SAAF monies as an Adjustment on subsequent reports including those identified in Section C.4, *Cellular Contract Data Requirements*.

Bidder understands the Requirement and shall meet or exceed it? Yes_____ No_____

C.9 INDIVIDUAL PRICING REDUCTIONS (IPR)

C.9.1 IPR GENERAL PROVISIONS (M)

The Contractor may enter into price negotiations with the Customers or the CALNET CMO. These price negotiations allow the Contractor to reduce prices: a) on one (1) or more service(s); b) for one (1) or more Customers at a time; and/or c) by geographic area or location(s). CALNET IFB C4CVD18 allows for two (2) different Individual Price Reduction (IPR) scenarios: Standard IPR or Duration IPR.

The Contractor shall apply the following general provisions to both Standard and Duration IPRs:

1. The Contractor shall submit to the CALNET CMO an electronic copy of the signed IPR Agreement (IPRA) (Appendix B, *IPRA*) document consisting of an analysis of current Contract pricing and proposed IPR pricing within five (5) business days of Customer signature;
2. The Contractor shall comply with the Section C.9.1, *IPR General Provisions* and Appendix B, *IPRA* when utilizing the IPR process;
3. An IPR must be signed by the Contractor and the Customer. The IPRA becomes effective on the date that it is signed by the Customer, unless otherwise noted for a future date in the IPR Agreement (IPRA) document;
4. No additional service taxes, fees, surcharges or surcredits will be allowed except as described in Section C.6.7, *Service Taxes, Fees, Surcharges, and Surcredits*, and the eVAQ, Section 41, *Service Taxes, Fees, Surcharges, and Surcredits*;
5. Once an IPRA is approved by the Customer, the Contractor shall not cancel or increase pricing during the Contract Term for any service listed, including Duration IPRs;
6. All approved IPRs shall remain in effect when options to extend the Contract are exercised by the State;
7. All IPRs shall be subject to examination and audit pursuant to eVAQ, Section 51, *Examination and Audit*;
8. The IPRA and information regarding the approved IPR service rate(s) shall be subject to the California Public Records Act;
9. Implementation of an approved IPR does not require reduction of contracted rate(s) for service(s), pursuant to eVAQ, Section 77, "*Most Favored Nation" Status of State*. However, if contracted rate(s) are amended to reduce the IPR rate(s) for such service(s), the reduced contracted rate(s) shall automatically apply to the IPR, but the term commitments shall remain in place for the Duration IPRs;

10. The Contractor shall obtain the CALNET CMO approval to automate the IPRA form before implementing any changes; and,
11. The CALNET CMO shall require the Contractor to correct any IPRAs that do not comply with the requirements of this Contract. Corrections shall be completed within 30 calendar days of the CALNET CMO written notification.

Bidder understands the Requirement and shall meet or exceed it? Yes_____ No_____

C.9.2 STANDARD IPRs (M)

The following provisions apply to Standard IPRs:

1. The Contractor shall be allowed to reduce one (1) or more contracted service prices for a Customer for the Contract Term;
2. IPRs shall be for reduced service pricing only. The Contractor shall not include additional terms and conditions within the IPRA. All other Contract terms and conditions will remain unchanged; and,
3. The Customer may cancel any or all services(s) subject to the Standard IPR without penalty.

Bidder understands the Requirement and shall meet or exceed it? Yes_____ No_____

C.9.3 DURATION IPRs (M)

The following provisions apply to Duration IPRs:

1. The Contractor may offer Individual Price Reductions that require term commitments. The Contractor shall not include additional terms and conditions within the IPRA. All other Contract terms and conditions, including Service Level Agreements, will remain unchanged;
2. Acceptance of any offer from the Contractor shall be at the sole discretion of the Customer;
3. The Duration IPR service rate(s) shall continue in effect from the date of IPR approval by the Customer, through the remainder of the Contract Term.
4. The duration of a Duration IPR shall not exceed the Contract Term; and,
5. After the Duration IPR term commitment has been met, the Customer can cancel services without being subject to early termination charges. In the event that a Customer elects to terminate service(s) prior to the Customer's IPRA term commitment date for reasons other than (1) a Contractor default, or (2) circumstances outside such Customer's reasonable control, such Customer shall be liable to the Contractor for an early termination of the Duration IPR. The amount owed shall be calculated based on the following:
    a. Monthly difference in the original Contract rate and the Duration IPR rate multiplied by the number of months the service was used under the Duration IPR;

b. Ten percent (10%) of the original Contract Rate multiplied by the number of months used under the Duration IPR; and,

c. Any unrecovered nonrecurring charges owed to the Contractor on the date of termination.

Bidder understands the Requirement and shall meet or exceed it? Yes_____ No_____

C.10 CONVERSION (M)

Conversion includes Transition-In and Migration-Out scenarios. To the extent the Contractor deems appropriate, or as otherwise requested by the State, the Contractor shall design the Conversion Plans to use a phased-conversion strategy. The Contractor agrees to cooperate fully with the State and other Contractor(s) with planning, coordination, and implementation during all Conversion phases. The Contractor shall provide plans that will assure the State that all services will be transitioned or migrated in a timely and efficient manner.

The Contractor shall, at the Contractor's expense, assign a designated Conversion manager that will implement Conversion Plans, provide all the Contractor's labor resources necessary to implement the Conversion plans and perform all tasks in accordance with the approved Conversion Plan schedules. The Contractor shall minimize disruption of service and any period when the State is subject to charges from more than one (1) Contract, unless at the documented request of the Customer.

The Contractor shall not implement any Conversion Plans without the CALNET CMO's prior approval and oversight coordination.

Bidder understands the Requirement and shall meet or exceed it? Yes_____ No_____

C.10.1 TRANSITION-IN (M)

This Requirement applies to Subcategory 19.1 only.

In order to ensure uninterrupted services to the Customers who are required to use the Contracts, the Contractors shall facilitate the transition of required Customers from expiring Contracts.

Transition-In applies to Contractors who currently provide the same or significantly similar cellular voice and data services to the Customers currently using a statewide cellular services contract.

Bidder understands the Requirement and shall meet or exceed it? Yes_____ No_____ N/A_____ (Respond N/A if NOT bidding Subcategory 19.1)

C.10.1.1 General Requirements (M)

This Requirement applies to Subcategory 19.1 only.

The Contractor shall not charge any Non-Recurring Charges to the Customers for Transition-In. All service activations and SIM cards shall be at no cost to the Customers.

The Contractor shall provide the Customer the option to maintain their existing cellular device(s) and/or phone number(s) when moving from the Contractor's existing contract to the CALNET Cellular Voice and Data Services Contract.

The Contractor shall assist the Customers as necessary to accomplish a transition to the IFB C4CVD18 Contract.

The Contractor shall coordinate and communicate with the CALNET CMO and Customers throughout all phases of the Transition-In.

Bidder understands the Requirement and shall meet or exceed it? Yes_____ No_____ N/A_____ (Respond N/A if NOT bidding Subcategory 19.1)

C.10.1.2 Transition-In Plan Requirements (M)

This Requirement applies to Subcategory 19.1 only.

The Contractors with transitioning services shall submit a Transition-In Plan to the CALNET CMO within 30 days of Contract Award explaining how the Contractor intends to transition the Contractor's existing State customers with cellular voice and data services to IFB C4CVD18.

The CALNET CMO reserves the right to modify the Transition-In Plan when it is deemed in the best interest or benefit of the State or authorized Customers.

The Contractor's Transition-In Plan shall include the following information and describe in detail:

1. Major milestones, roles and responsibilities, Deliverables, and commitment dates;
2. How the Contractor will work with the Customers to minimize End-User impact or service interruption during Transition;
3. Steps the Contractor will take if an unscheduled service interruption occurs during the Transition of services;
4. Proposed Transition schedule that ensures timely Transition of all contracted services and invoicing;
5. The process for coordinating and communicating the Transition-In Plan with the CALNET CMO and Customers throughout all phases of the transition;
6. Transition tasks dependent on the State and/or Customer data or resources;

7. Industry standard project management methodology will be used throughout the Transition process; and,

   A list of the Customers to be transitioned to Subcategory 19.1, Cellular Business Services that shall specify the quantity of services to be transitioned by service type.

Bidder understands the Requirement and shall meet or exceed it? Yes_____ No_____ N/A_____(Respond N/A if NOT bidding Subcategory 19.1)

C.10.1.3 Transition-In Status Report (M)

This Requirement applies to Subcategory 19.1 only.

Upon commencement of the Transition-In Plan, the Contractor shall provide the CALNET CMO a Transition-In Status Report that includes all the Customers to be transitioned. The delivery intervals of this report shall be mutually agreed upon by CALNET CMO and the Contractor.

The Contractor shall provide Transition-In Status Reports in Microsoft Excel or as text files as directed by the CALNET CMO.

Bidder understands the Requirement and shall meet or exceed it? Yes_____ No_____ N/A_____(Respond N/A if NOT bidding Subcategory 19.1)

C.10.2 MIGRATION-OUT

C.10.2.1 General Requirements (M)

Prior to expiration of this Contract, the Contractor shall comply with the eVAQ, Section 88, *Disentanglement (Migration-Out)*, and the following SOW Business Requirements. There shall be no additional cost to the Customers for Migration-Out.

The Contractor shall provide the Customer the option to maintain their existing voice phone number when moving to a new contract.

The Contractor shall coordinate and communicate with the CALNET CMO and Customers throughout all phases of the Migration-Out.

Bidder understands the Requirement and shall meet or exceed it? Yes_____ No_____

C.10.2.2 Migration-Out Plan (M)

The Contractor shall provide the CALNET CMO a Migration-Out Plan within 30 calendar days of the CALNET CMO request. The Contractor's Migration-Out Plan shall include how the Contractor will move IFB C4CVD18 CALNET Cellular Voice and Data Services off the Contract with sufficient detail for the State's review and approval.

The State reserves the right to modify the Migration-Out Plan where it is deemed in the best interest or benefit of the State or authorized Customers.

The Contractor's Migration-Out Plan shall include and describe in detail:

1. How migration-out will be accomplished in the least disruptive way to the Customers and End-Users;
2. The Contractor's commitment to continue to provide services and Contract resources under the existing terms and conditions of the Contract during Migration-Out that includes any restrictions and/or limitations;
3. The Customer impact (e.g., business needs, complexity of service, services impacted by special programs, etc.);
4. Strategy for migration of the Contractor services to new Contract services;
5. Identification of tasks dependent upon the State's data or resources;
6. Identification of all Customers by service type and unique Product Identifier;
7. Plan for transparent Migration-Out of services to support the continued billing, collection, and remittance of SAAF for services billed under the CALNET Cellular Voice and Data Services Contract; and,
8. Use of industry-accepted project management methodology throughout the Migration-Out process.

The Contractor shall not deem Migration-Out complete until the Customer services have been transitioned, migrated or discontinued and the Contractor has billed the Customers their final invoices and resolved all disputed charges.

The Contractor shall implement the Migration-Out Plan and perform all tasks identified in the Migration-Out Plan in a timely manner to mitigate disruption in CALNET Cellular Voice and Data Service from the Contractor to the State or the Customer. The Contractor shall participate in meetings with the State, Customers, and alternate service provider(s) as reasonably required by the State in planning for the Migration-Out.

Bidder understands the Requirement and shall meet or exceed it? Yes_____ No_____

C.10.2.3 Migration-Out Status Report (M)

Upon commencement of the Migration-Out Plan, the Contractor shall provide the CALNET CMO a weekly Migration-Out Status Report which shall begin 60 calendar days prior to the physical or administrative migration of the first Customer. The report shall include all Customers to be migrated.

After each individual service migration is completed and the migration status and the CALNET billing account status both achieve 100% completion on the Migration-Out Status Report for two (2) consecutive weeks, the service line item may be deleted from the status report.

The Contractor shall provide the CALNET CMO with Migration-Out Status Reports in Microsoft Excel or as text files, as directed by the CALNET CMO. All final report formats shall be approved by the CALNET CMO and no changes shall be made to the data fields, format or headings without prior written consent of the CALNET CMO.

Bidder understands the Requirement and shall meet or exceed it? Yes_____ No_____

GENERAL PROVISIONS - CALNET

IFB C4CVD18 - Appendix A-1

FOR

CATEGORY 19

CALNET CELLULAR VOICE AND DATA SERVICES

SUBCATEGORY 19.1 CELLULAR VOICE AND DATA SERVICES

SUBCATEGORY 19.2 FIRST RESPONDERS CELLULAR SERVICES

Addendum 5

Revised January 3, 2019

Issued By:

STATE OF CALIFORNIA
California Department of Technology
Statewide Technology Procurement
P.O. BOX 1910
RANCHO CORDOVA, CA 95741

1. DEFINITIONS 1
2. PURPOSE 5
3. CONTRACT FORMATION 6
4. CONTRACT EFFECTIVE DATE 6
5. IRREVOCABLE OFFER 6
6. COMPLETE INTEGRATION 7
7. SEVERABLITY/SURVIVAL CLAUSE 7
8. INDEPENDENT CONTRACTOR 8
9. APPLICABLE LAW 8
10. COMPLIANCE WITH STATUTES AND REGULATIONS 9
11. CONTRACTOR'S POWER AND AUTHORITY 10
12. ASSIGNMENT 11
13. WAIVER OF RIGHTS 11
14. ORDER OF PRECEDENCE 12
15. PACKING AND SHIPMENT 13
16. TRANSPORTATION COSTS AND OTHER FEES OR EXPENSES 14
17. DELIVERY 14
18. SUBSTITUTIONS 15
19. SERVICE INTERRUPTIONS 15
20. ENHANCEMENT OF CELLULAR SERVICE 15
21. INSPECTION, ACCEPTANCE AND REJECTION 15
22. WARRANTY 16
23. SAFETY AND ACCIDENT PREVENTION 19
24. INSURANCE 20
25. TERMINATION FOR NON-APPROPRIATION OF FUNDS 20
26. TERMINATION FOR THE CONVENIENCE OF THE STATE 21
27. TERMINATION FOR DEFAULT 22

28. FORCE MAJEURE 24
29. RIGHTS AND REMEDIES OF STATE FOR DEFAULT 24
30. LIMITATION OF LIABILITY 25
31. DE MINIMIS DELIVERABLE OR SERVICES REQUEST 26
32. STATEMENT OF ECONOMIC INTERESTS 27
33. ACCESS TO FACILITIES/FACILITIES ACCESS POLICIES 27
34. USE AND ADVERTISING USE OF DATA 28
35. STATE COST RECOVERY 28
36. PRICE GUARANTEE PERIOD 28
37. CONTRACTOR'S LIABILITY FOR INJURY TO PERSONS OR DAMAGE TO PROPERTY 29
38. INDEMNIFICATION 29
39. INVOICES & PAYMENTS 30
40. REQUIRED PAYMENT DATE 32
41. SERVICE TAXES, FEES, SURCHARGES, AND SURCREDITS 32
42. NEWLY MANUFACTURED EQUIPMENT 34
43. CONTRACT MODIFICATION 34
44. CONFIDENTIALITY OF DATA 34
45. NEWS RELEASES 35
46. SOFTWARE LICENSE 35
47. PROTECTION OF CONTRACTOR FURNISHED PROPRIETARY SOFTWARE AND OTHER PROPRIETARY DATA 35
48. FUTURE RELEASES 36
49. ENCRYPTION & AUTHORIZATION KEYS 36
50. PATENT, COPYRIGHT AND TRADE SECRET INDEMNITY 37
51. EXAMINATION AND AUDIT 39
52. CONTINUING STANDARDS OF PERFORMANCE FOR CONTRACTOR SERVICES 41
53. AVAILABILITY 44
54. DISPUTES 45
55. STOP WORK 47

56. FOLLOW-ON CONTRACTS 48
57. COVENANT AGAINST GRATUITIES 49
58. ASSIGNMENT OF ANTITRUST ACTIONS 50
59. FOUR-DIGIT DATE COMPLIANCE 51
60. RECYCLING 51
61. CHILD SUPPORT COMPLIANCE ACT 52
62. SET-OFF RIGHTS 52
63. CONTRACTOR PERSONNEL 53
64. CONTRACTOR BUSINESS RELATIONSHIP RESPONSIBILITY 54
65. PROVISIONING OF DELIVERABLES AND SERVICES 55
66. UNANTICIPATED TASKS 55
67. NEED FOR CONTRACTOR SERVICES DUE TO EMERGENCY 58
68. NON-EXCLUSIVE AGREEMENT 58
69. CHARGES 59
70. ADMINISTRATIVE FEE 59
71. CONTRACTOR COMMITMENTS AND REPRESENTATIONS 61
72. SERVICE TO PUBLIC ENTITIES AND LOCAL GOVERNMENT AGENCIES 61
73. AVAILABILITY OF REFRESHED TECHNOLOGY AND ADDITIONAL SERVICE ITEMS 62
74. PRICING AND SERVICE REVIEW 63
75. SERVICE COSTS 64
76. INDIVIDUAL PRICE REDUCTIONS 64
77. “MOST FAVORED NATION” STATUS OF STATE 64
78. FEDERAL UNIVERSAL SERVICE FUND 65
79. EXISTING EQUIPMENT & TITLE TO EQUIPMENT 66
80. UNLAWFUL USE 66
81. MIGRATION 66
82. DISENTANGLEMENT (MIGRATION-OUT) 67
83. REPORTS, DATA AND INVENTORY 69
84. SUBCONTRACTORS 69

85. GOVERNANCE 70
86. SECURITY AND POLICIES 71
87. DOCUMENTATION 72
88. RIGHTS IN WORK PRODUCT 73
89. ELECTRONIC WASTE RECYCLING ACT OF 2003 74
90. USE TAX COLLECTION 74
91. EXPATRIATE CORPORATIONS 74
92. DOMESTIC PARTNERS 75
93. PRIORITY HIRING 75

1. DEFINITIONS

Unless otherwise specified in the Statement of Work Appendix A, Glossary, the following terms shall be given the meaning shown below.

a) **"Acceptance Date"** means the date specified in the Statement of Work by which the State must have the site prepared and available for Software Services or Equipment delivery and installation.

b) **"Acceptance Tests"** means those tests performed during the Performance Period which are intended to determine compliance and reliability of Equipment and Software with the specifications and all other Attachments incorporated herein by reference and to determine the reliability of the Equipment.

c) **"Application Program"** means a computer program intended to be executed for the purpose of performing useful work for the user of the information being processed. Application programs are developed or otherwise acquired by the user of the Hardware/Software system, but they may be supplied by the Contractor.

d) **"Buyer"** means the State's authorized contracting official.

e) **"Commercial Software"** means Software developed or regularly used that: (i) has been sold, leased, or licensed to the general public; (ii) has been offered for sale, lease, or license to the general public; (iii) has not been offered, sold, leased, or licensed to the public but will be available for commercial sale, lease, or license in time to satisfy the delivery requirements of this Contract; or (iv) satisfies a criterion expressed in (i), (ii), or (iii) above and would require only minor modifications to meet the requirements of this Contract.

f) **"Contract"** means this Contract or agreement (including any purchase order), by whatever name known or in whatever format used.

g) **"Contractor"** means the business entity with whom the State enters into this Contract. Contractor shall be synonymous with "supplier", "vendor" or other similar term.

h) **"Custom Software"** means Software that does not meet the definition of Commercial Software.

i) **"Deliverables"** means Equipment (including Cellular Equipment) Services, Software, Information Technology, Telecommunications, Hardware, Documentation and other items (e.g. reports) to be delivered pursuant to this Contract, including any such items furnished incident to the provision of Services.

j) **"Documentation"** means manuals and other printed materials necessary or useful to the State in its use or maintenance of the Equipment or Software provided hereunder. Manuals and other printed materials customized for the State hereunder constitute Work Product if such materials are required by the Statement of Work.

k) **"Equipment"** is an all-inclusive term which refers either to individual machines or to a complete data processing system including its Hardware and Operating Software (if any), and Cellular Equipment.

l) **"Equipment Failure"** is a malfunction in the Equipment, excluding all external factors, which prevents the accomplishment of the Equipment's intended function(s). If microcode or Operating Software residing in the Equipment is necessary for the proper operation of the Equipment, a failure of such microcode or Operating Software which prevents the accomplishment of the Equipment's intended functions shall be deemed to be an Equipment Failure.

m) **"Goods"** means all types of tangible personal property, including but not limited to materials, supplies, and Equipment (including computer and Telecommunications Equipment).

n) **"Hardware"** usually refers to computer Equipment and is contrasted with Software. See also equipment.

o) "**Installation Date"** means the date specified in the Statement of Work by which the Contractor must have the installed the Software or Equipment ready (certified) for use by the State.

p) **"Information Technology"** includes, but is not limited to, all electronic technology systems and Services, automated information handling, System design and analysis, conversion of data, computer programming, information storage and retrieval, Telecommunications which include voice, video, and data communications, requisite System controls, simulation, electronic commerce and all related interactions between people and Machines.

q) **"Maintenance"** includes: (i) remedial maintenance performed by the Contractor or manufacturer as a of a result of Services, Equipment or Software failure, and which is performed as required, i.e. on an unscheduled basis; or (ii) maintenance performed on a scheduled basis by the Contractor or manufacturer and is designed to keep the Equipment and/or Software in proper operating condition.

r) **"Manufacturing Materials"** means parts, tools, dies, jigs, fixtures, plans, drawings, and information produced or acquired, or rights acquired, specifically to fulfill obligations set forth herein.

s) **"Operating Software"** means those routines, whether or not identified as Program Products, that reside in the Equipment and are required for the Equipment to perform its intended function(s), and which interface the operator, other Contractor-supplied programs, and user programs to the Equipment.

t) **"Operational Use Time"** means for performance measurement purposes, that time during which Equipment is in actual operation by the State. For maintenance Operational Use Time purposes, that time during which Equipment is in actual operation and is not synonymous with power on time.

u) **"Performance Testing Period"** means a period of time during which the State, by appropriate tests and production runs, evaluates the performance of newly installed equipment and software prior to its acceptance by the State.

v) **"Period of Maintenance Coverage"** means the period of time, as selected by the State, during which maintenance Services are provided by the

Contractor for a fixed monthly charge, as opposed to an hourly charge for Services rendered. The Period of Maintenance Coverage consists of the Principal Period of Maintenance and any additional hours of coverage per day, and/or increased coverage for weekends and holidays.

w) **"Principal Period of Maintenance"** means any nine consecutive hours per day (usually between the hours of 7:00 a.m. and 6:00 p.m.) as selected by the State, including an official meal period not to exceed one hour, Monday through Friday, excluding holidays observed at the installation.

x) **"Services"** means any and all Services, including cellular Services required to be performed by the Contractor pursuant to Contract.

y) **"Software"** means an all-inclusive term which refers to any computer programs, routines, or subroutines supplied by the Contractor, including operating software, Programming Aids, Application Programs, and Program Products.

z) **"Software Failure"** means a malfunction in the Contractor-supplied Software, other than Operating Software, which prevents the accomplishment of work, even though the Equipment (including its Operating Software) may still be capable of operating properly. For Operating Software failure, see definition of Equipment Failure.

aa) **"State"** means the government of the State of California, its employees and authorized representatives, including without limitation any department, agency, or other unit of the government of the State of California.

bb) **"Statement of Work"** or ("SOW") means a document provided by the State which defines the timeline, and specifies the objectives, Services, Deliverables and tasks that the Contractor is expected to provide or perform, the responsibilities and expectations, indicating the type, level and quality of Service that is expected, all of which form a contractual obligation upon the Contractor.

cc) **"System"** means the complete collection of Hardware, Software and Services as described in this Contract, integrated and functioning together, and performing in accordance with this Contract.

dd) **"Telecommunications"** means to include all Hardware, Software and Service components involved in the secure, efficient and reliable delivery of analog and digital data streams to and/or from government 'end systems'. Examples of the components that comprise a Telecommunications System are communications links, routers, switches, multiplexers, transmitters, repeaters, and firewalls. The end systems which are interconnected via a telecommunications system include discrete hardware and software elements that accept analog or digital data streams for storage, processing or conversion to an end user. Examples of end systems are servers, telephones, video displays, and handheld computing devices.

ee) **"Telecommunications Service"** means the providing, allowing, facilitating, or generating of any form of Telecommunication through the use of a Telecommunications device over a Telecommunications system.

ff) **"Telecommunications System"** means systems, Services or components that:

i. Do not create data except for use by the Telecommunications system or systems used to monitor or manage the Telecommunications system.

ii. Do not store data except transiently for purposes related to network routing, performance optimization or error recovery.

iii. Do not delete or modify data except for purposes related to the reliability, efficiency and security of the Telecommunications Service.

gg) **"U.S. Intellectual Property Rights"** means intellectual property rights enforceable in the United States of America, including without limitation rights in trade secrets, copyrights, and U.S. patents.

2. PURPOSE

These electronic Vendor Application Qualification (eVAQ) General

Provisions-CALNET are part of the Contract entered into effective as of the Effective Date of the agreement between the State and Contractor.

3. CONTRACT FORMATION

hh) If this Contract results from a sealed bid offered in response to a solicitation conducted pursuant to Chapters 2 (commencing with section 10290), 3 (commencing with section 12100), and 3.6 (commencing with section 12125) of Part 2 of Division 2 of the Public Contract Code (PCC), then Contractor's bid is a firm offer to the State which is accepted by the issuance of this Contract and no further action is required by either party.

ii) If this Contract results from a solicitation other than described in subsection a) above, Contractor's quotation or proposal is deemed a firm offer and this Contract document is the State's acceptance of that offer.

jj) If this Contract resulted from a joint bid, it shall be deemed one indivisible Contract. Each such joint Contractor will be jointly and severally liable for the performance of the entire Contract. The State assumes no responsibility or obligation for the division of orders or purchases among joint Contractors.

4. CONTRACT EFFECTIVE DATE

Awarded Contracts signed by the Contractor shall not become effective until signed by the Department of Technology ("Effective Date"). An awarded Contractor shall not begin implementation, i.e., selling Services or accepting the Customer orders until the CALNET Contract Management and Oversight (CALNET CMO) authorizes the Contractor in writing to do so, and naming a specific implementation start date for such activities. The CALNET CMO reserves the right to delay a Contractor's implementation of sales and Services of an awarded Contract to the extent determined by the CALNET CMO to be in the State's interest.

5. IRREVOCABLE OFFER

From the date that Contractor executes this Contract ("Signing Date") until such

time as the State executes this Contract and Statewide Technology Procurement approves the award of this Contract to Contractor, and as such process is further described herein, this Contract constitutes the irrevocable, firm offer by Contractor to provide the Services to the State for the charges in accordance herewith. This Contract shall not be binding or of any legal force or effect on the State until the authorized execution of this Contract by the Department of Technology, as provided in Section 4 (Contract Effective Date).

Notwithstanding the foregoing, from the Signing Date until the Effective Date, Contractor shall actively continue planning and working with the State to ensure the timely completion of all tasks necessary and sufficient to prepare for and achieve a smooth and seamless conversion of the Services related to the ongoing operation, support, and maintenance of the State's infrastructure related to Services hereunder that is from the State and its current third party Service-providers to Contractor. The State may exercise its option to extend by giving written notice of extension to Contractor prior to expiration of the Term. Contractor shall provide a reminder letter to the State ninety (90) calendar days prior to the end of the Term and each extension thereof if the State shall not have previously provided written notice to Contractor of its intent to extend the Contract prior to such dates.

6. COMPLETE INTEGRATION

This Contract, including any documents incorporated herein by express reference, is intended to be a complete integration and there are no prior, contemporaneous, different, or additional agreements pertaining to the subject matter of the Contract.

7. SEVERABLITY/SURVIVAL CLAUSE

Contracts shall automatically incorporate by reference all of the eVAQ contract terms and conditions of the eVAQ. The eVAQ shall apply through the duration of the eVAQ awards (and beyond as specified in the Statement of Work), and shall survive the expiration of the Contractor's eVAQ when the Contractor's eVAQ terminates prior to the termination of the contracts awarded and/or extended from this Contract. If any provision of this Contract is found to be illegal or

unenforceable, such term or provision shall be deemed stricken and the remainder of the Contract shall remain in full force and effect.

8. INDEPENDENT CONTRACTOR

Contractor and the agents and employees of Contractor, in the performance of this Contract, shall act in an independent capacity and not as officers or employees or agents of the State.

9. APPLICABLE LAW

a) This Contract shall be governed by and interpreted in accordance with the laws of the State of California; venue of any action brought with regard to this Contract shall be in Sacramento County, Sacramento, California. Each party irrevocably submits to the sole and exclusive jurisdiction of the courts in Sacramento County, Sacramento California. To the extent Services in this Contract are subject to the jurisdiction of the California Public Utilities Commission (CPUC), the CPUC shall have jurisdiction over this Contract, and the Contract and related Services may be subject to modification from time to time as the CPUC may so order in the exercise of their lawful jurisdiction. The United Nations Convention on Contracts for the International Sale of Equipment shall not apply to this Contract.

b) Contractor, in conducting its business as required by the Contract (including the Solicitation) and agreed to in the proposal, shall comply with the Communications Act of 1934, as amended (including, but not limited to, the Telecommunications Act of 1996 and subsequent Acts), and as interpreted and applied by the applicable regulatory authorities and courts and any applicable rules, regulations and decisions of the Federal Communications Commission (FCC) and the CPUC.

10. COMPLIANCE WITH STATUTES AND REGULATIONS

a) The State and the Contractor warrants and certifies that in the performance of this Contract, it will comply with all applicable statutes, rules, regulations and orders of the United States and the State of California. The Contractor agrees to indemnify the State against any loss, cost, damage or liability by reason of the Contractor's violation of this provision.

b) The State will notify the Contractor of any such claim in writing and tender the defense thereof within a reasonable time; and

c) The Contractor will have sole control of the defense of any action on such claim and all negotiations for its settlement or compromise; provided that: (i) when substantial principles of government or public law are involved, when litigation might create precedent affecting future State operations or liability, or when involvement of the State is otherwise mandated by law, the State may participate in such action at its own expense with respect to attorneys' fees and costs (but not liability); (ii) where a settlement would impose liability on the State, affect principles of California government or public law, or impact the authority of the State, the Department of Technology shall have the right to approve or disapprove any settlement or compromise, which approval will not unreasonably be withheld or delayed; and (iii) the State will reasonably cooperate in the defense and in any related settlement negotiations.

d) If this Contract is in excess of $554,000, it is subject to the requirements of the World Trade Organization (WTO) Government Procurement Agreement (GPA).

e) To the extent that this Contract falls within the scope of Government Code section 11135, the Contractor hereby agrees to respond to and resolve any complaint brought pursuant to this section.

f) In the event that any term or action required in this Contract requires a regulatory filing, Contractor shall make such filing and such action and/or

term shall, to the extent applicable, be made effective pursuant to the rules of the Federal Communications Commission (FCC) and/or the California Public Utilities Commission (CPUC). To the extent applicable, Contractor shall make the appropriate FCC filing in a timely manner with the rates being effective consistent with FCC requirements. Under the CPUC, terms are effective immediately upon signature by the parties; provided, however, that, to the extent applicable, Contractor is obligated to and shall make a formal filing with the CPUC in a timely manner and shall provide the State with written notice that such filing has been made.

g) In addition to the foregoing, Contractor shall, after execution of this Contract, make all necessary regulatory filings which shall include the rates and charges for Service and any terms and conditions that affect the rates and charges paid by any Customer.

h) Should the filings described herein not adequately address an issue or fail to address an essential fact, Contractor's tariffs or published Service guides (or other published corporate pricing if Contractor is not required to file tariffs) (collectively the "Contractor's Published Pricing"), if applicable, shall be utilized as a basis for providing continuity of Service, and Service offerings, pending subsequent mutual agreement and modification of this Contract by the parties; provided, however, if the parties are unable to reach such mutual agreement within a reasonable period of time and good faith effort, then the State may take action pursuant to the terms and conditions of this Contract, including but not limited to terminating the affected Service(s) without penalty, or continuing Service at the Contractor's Published Pricing.

11. CONTRACTOR'S POWER AND AUTHORITY

a) The Contractor warrants that it has full power and authority to grant the rights herein granted and will hold the State harmless from and against any loss, cost, liability, and expense (including reasonable attorney fees) arising out of any breach of this warranty. Further, Contractor avers that it will not enter into any arrangement with any third party which might abridge any rights of the State under this Contract.

b) The State will notify Contractor of any such claim in writing and tender the defense thereof within a reasonable time; and

c) Contractor will have sole control of the defense of any action on such claim and all negotiations for its settlement or compromise; provided that (i) when substantial principles of government or public law are involved, when litigation might create precedent affecting future State operations or liability, or when involvement of the State is otherwise mandated by law, the State may participate in such action at its own expense with respect to attorneys' fees and costs (but not liability); (ii) where a settlement would impose liability on the State, affect principles of California government or public law, or impact the authority of the State, the Department of Technology will have the right to approve or disapprove any settlement or compromise, which approval will not unreasonably be withheld or delayed; and (iii) the State will reasonably cooperate in the defense and in any related settlement negotiations.

12. ASSIGNMENT

This Contract shall not be assignable by the Contractor in whole or in part without the written consent of the State. The State's consent shall not be unreasonably withheld or delayed. For the purpose of this paragraph, the State will not unreasonably prohibit Contractor from freely assigning its right to payment, provided that Contractor remains responsible for its obligations hereunder.

13. WAIVER OF RIGHTS

Any action or inaction by the State or the failure of the State on any occasion, to enforce any right or provision of the Contract, shall not be construed to be a waiver by the State of its rights hereunder and shall not prevent the State from enforcing such provision or right on any future occasion. The rights and remedies of the State herein are cumulative and are in addition to any other rights or remedies that the State may have at law or in equity.

14. ORDER OF PRECEDENCE

In the event of any inconsistency between the articles, attachments, specifications or provisions which constitute this Contract, the following order of precedence shall apply:

a) All regulatory filings pursuant to the terms and conditions of this Contract.

b) The Contractor's eVAQ Application, and any attachments thereto.

c) The eVAQ General Provisions – CALNET and any amendments thereto. In the instances provided herein where the paragraph permits modifications to the eVAQ General Provisions - CALNET through provisions in the SOW or elsewhere in the Contract, the paragraphs in the SOW or Contract shall take precedence over the replaced eVAQ General Provisions - CALNET paragraphs.

d) The STD 213 Standard Agreement, and any amendments thereto, issued as a result of a solicitation (e.g., IFB, RFQP and RFP).

e) Statement of Work (SOW) contained in the solicitation documentation in the following order of precedence:

   i. The specifications and requirements contained in the solicitation documentation (e.g., the SOW, including the Business and Technical Requirements, and Appendix A, Glossary).

   ii. The State approved Catalog A and any amendments thereto.

   iii. The Contractor's response to meet or exceed the specifications and requirements in the solicitation as stated in their Bid or Proposal. (The parties acknowledge and agree that silence in the Bid or Proposal with respect to a particular solicitation specification or requirement equals consent by the Contractor.)

f) Appendix E, Authorization to Order form for Services to local government jurisdictions.

g) Form 20, Telecommunications Service Request or equivalent, and related ordering documents such as STD 65 and Work Authorizations.

h) The Scope of Work (i.e. agreement between the Contractor and Customer per the Service order) as may be issued by authorized Customers, including in the following order of precedence:

   i. The specifications and requirements contained in the Scope of Work.

   ii. The Contractor's response to meet or exceed the specifications and requirements in the Scope of Work as stated in their offer. (The parties acknowledge and agree that silence in the offer with respect to a particular Scope of Work specification or requirement equals consent by the Contractor.)

   iii. All other documents incorporated in the Contract by reference (e.g. End User License Agreements, Acceptable Use Policies, Service guides, product specific terms and conditions)

15. PACKING AND SHIPMENT

a) All Equipment is to be packed in suitable containers for protection in shipment and storage, and in accordance with applicable specifications. Each container of a multiple container shipment shall be identified to (i) show the number of the container and the total number of containers in the shipment, and (ii) the number of the container in which the packing sheet has been enclosed.

b) All shipments by Contractor or its subcontractors must include packing sheets identifying: the State's Contract number; item number; quantity and unit of measure; part number and description of the Equipment shipped; and appropriate evidence of inspection, if required. Equipment for different Contracts shall be listed on separate packing sheets.

c) Shipments must be made as specified in this Contract, as it may be amended, or otherwise directed in writing by the Department of Technology.

16. TRANSPORTATION COSTS AND OTHER FEES OR EXPENSES

No charge for delivery, drayage, express, parcel post, packing, cartage, insurance, license fees, permits, cost of bonds, or for any other purpose will be paid by the State unless expressly included and itemized in the Contract.

a) Contractor must strictly follow Contract requirements regarding Free on Board (F.O.B.), freight terms and routing instructions. The State may permit use of an alternate carrier at no additional cost to the State with advance written authorization of the Buyer.

b) If "prepay and add" is selected, supporting freight bills are required when over $50, unless an exact freight charge is approved by the Transportation Management Unit within the Department of Technology and a waiver is granted.

c) On "F.O.B. Shipping Point" transactions, should any shipments under the Contract be received by the State in a damaged condition and any related freight loss and damage claims filed against the carrier or carriers be wholly or partially declined by the carrier or carriers with the inference that damage was the result of the act of the shipper such as inadequate packaging or loading or some inherent defect in the Equipment and/or material, Contractor, on request of the State, shall at Contractor's own expense assist the State in establishing carrier liability by supplying evidence that the Equipment and/or material was properly constructed, manufactured, packaged, and secured to withstand normal transportation conditions.

17. DELIVERY

Contractor shall strictly adhere to the delivery and completion schedules specified in this Contract. Time, if stated as a number of days, shall mean calendar days unless otherwise specified. The quantities specified herein are the only quantities required. If Contractor delivers in excess of the quantities or Services specified herein, the State shall not be required to make any payment

for the excess Deliverables, and may return them to Contractor at Contractor's expense or utilize any other rights available to the State at law or in equity.

18. SUBSTITUTIONS

Unless otherwise specified in the Statement of Work, substitution of Deliverables may not be tendered without five (5) days advance written consent of the Buyer. Contractor shall not use any specification in lieu of those contained in the Contract without written consent of the Buyer.

19. SERVICE INTERRUPTIONS

Unless otherwise specified in the Statement of Work, the Contractor's liability for Service interruptions, if any, shall be limited to credit out of allowances provided for in the agreement or Service Level Agreement (SLA) including any applicable tariffs incorporated.

20. ENHANCEMENT OF CELLULAR SERVICE

Unless otherwise specified in the Statement of Work, and subject to regulatory provisions regarding Contractor's network licenses, the State shall obtain Contractor's prior approval and written agreement before it may install, deploy or use any regeneration equipment or similar mechanism (for example, a repeater) to originate, amplify, enhance, retransmit or regenerate Cellular Service.

21. INSPECTION, ACCEPTANCE AND REJECTION

Unless otherwise specified in the Statement of Work, and subject to Section 39, Invoices and Payments:

a) Contractor and its subcontractors shall provide and maintain a quality assurance system acceptable to the State covering Deliverables and Services under this Contract and will tender to the State only those Deliverables that have been inspected and found to conform to this Contract's requirements. Contractor will keep records evidencing inspections and their result, and will make these records available to the

State during Contract performance and for three (3) years after final payment. Contractor shall permit the State to review procedures, practices, processes, and related documents to determine the acceptability of Contractor's quality assurance system or other similar business practices directly related to performance of the Contract.

b) All Deliverables may be subject to final inspection, test and acceptance by the State or its authorized representatives. Deliverables may be subject to inspection, test and acceptance at destination, notwithstanding any payment or inspection at source shall not be considered proof of acceptance by the State.

c) Contractor and its subcontractors shall provide all reasonable facilities for the safety and convenience of inspectors at no additional cost to the State. Contractor shall furnish to inspectors, at no additional cost to the State, all information and data as may be reasonably required to perform their inspection.

d) The State shall give written notice of rejection of Deliverables delivered or Services performed hereunder within thirty (30) days after receipt of such Deliverables or performance of such Services. Such notice of rejection will state the respects in which the Deliverables or Services, do not substantially conform to their specifications. If the State does not provide such notice of rejection within thirty (30) days of delivery for all purchases, such Deliverables and Services will be deemed to have been accepted. Acceptance by the State will be final and irreversible, except as it relates to latent defects, fraud, and gross mistakes amounting to fraud. Acceptance shall not be construed to waive any warranty rights that the State might have at law or by express reservation in this Contract with respect to any nonconformity.

22. WARRANTY

a) Contractor warrants that the Services furnished hereunder will substantially conform to the requirements of the Contract (including

without limitation, all description and specification identified in the SOW), and:

i. Services will be performed in accordance with the Contract;

ii. All customer support for Services will be performed with professional skill and care, and.

iii. Contractor shall apply anti-malware controls to the Services to help avoid malicious Software from gaining unauthorized access to State Data, including malicious Software originating from public networks. Such controls shall at all times equal or exceed controls consistent with industry standards for such data, but in no event less than the controls that Contractor applies to its own internal corporate electronic data of like character.

b) Contractor warrants that any enabling Software that the State downloads to the Cellular Equipment to facilitate the use of the Service ("Software Products"), including any applications, provided, approved or advertised by the Contractor for use on the Contractor's network or Cellular Equipment:

i. Will be free, at the time of delivery, of harmful code (i.e. computer viruses, worms, trap doors, time bombs, disabling code, or any similar malicious mechanism designed to interfere with the intended operation of, or cause damage to, computers, data, or Software); and

ii. Will not infringe or violate any U.S. Intellectual Property Right.

Without limiting the generality of the foregoing, if the State believes that harmful code may be present in any Commercial Software delivered hereunder, the Contractor will, upon the State's request, provide a new or clean install of the Software.

c) Any Equipment provided by the Contractor shall be covered by the manufacturer's consumer warranty that will be passed through to the Customer. The Contractor shall provide manufacturer's warranty information (terms and conditions, provider, etc.) to the Customer with all Equipment at the time of delivery. The Contractor shall actively

participate and assist the Customer in obtaining any replacement Equipment or in resolving any disputes with the Equipment manufacturer. Notwithstanding the foregoing, Contractor shall remain responsible for all other obligations under this Contract, including but not limited to Section 38 (Indemnification) and Section 50 (Patent, Copyright and Trade Secret Indemnity).

d) The duration of the warranty shall be as follows:

iii. Services and Software: The warranty shall begin on the Service activation date and continue for the duration of the State or Customer's use of the Services or Software, including any optional Contract term.

iv. Equipment warranty shall be for a period of one (1) year from the delivery date. This warranty shall apply to any Equipment provided as warranty replacement.

e) Unless otherwise specified in the Statement of work, the warranties provided herein shall be subject to the following limitations:

i. The Contractor does not warrant that any Software provided hereunder is error-free or that it will run without immaterial interruption.

ii. The Contractor does not warrant and will have no responsibility for a claim to the extent that it arises directly from (A) a modification made by the State, unless such modification is approved or directed by the Contractor, (B) use of Software in combination with or on products other than as specified by the Contractor, or (C) misuse by the State.

iii. Where the Contractor resells Commercial Hardware or Commercial Software it purchased from a third party, Contractor, to the extent it is legally able to do so, will pass through any such third party warranties to the State and will reasonably cooperate in enforcing them. Such warranty pass-through will not relieve the Contractor from Contractor's warranty obligations set forth above.

iv. Except as provided subsection (b) above, if the State, either on its own or through a third party, adds, changes, integrates or uses hardware or software to or with the Cellular Equipment ("Modifications"), then Contractor shall not be responsible for defects, malfunctions, repair, replacement or claims resulting from such Modifications.

v. Misuse by the State.

f) All warranties, including special warranties specified elsewhere herein, shall inure to the State, its successors, assigns, customer agencies, and governmental users of the Deliverables or Services.

g) Except as may be specifically provided in the Statement of Work, and subject to Section 52, Continuing Standards of Performance for Contractor Services, for any breach of the warranties provided in this section, the State's exclusive remedy and the Contractor's sole obligation will be limited to re-performance, repair, or replacement of the nonconforming Deliverable (including without limitation an infringing Deliverable) or Service; or (ii) should the State in its sole discretion consent, refund of all amounts paid by the State for the nonconforming Deliverable or Service and payment to the State of any additional amounts necessary to equal the State's Cost to Cover. "Cost to Cover" means the cost, properly mitigated, of procuring Deliverables or Services of equivalent capability, function, and performance. The payment obligation in subsection (h)(ii) above will not exceed the limits on the Contractor's liability set forth in the Section 30, Limitation of Liability.

h) EXCEPT FOR THE EXPRESS WARRANTIES SPECIFIED IN THIS SECTION, THE CONTRACTOR MAKES NO WARRANTIES EITHER EXPRESS OR IMPLIED, INCLUDING WITHOUT LIMITATION, ANY IMPLIED WARRANTIES OF MERCHANTABILITY OR FITNESS FOR A PARTICULAR PURPOSE.

23. SAFETY AND ACCIDENT PREVENTION

In performing work under this Contract on State premises, Contractor shall conform to any specific safety requirements contained in the Contract or as required by law or regulation. The Contractor shall take any additional

precautions as the State may reasonably require for safety and accident prevention purposes. Any violation of such rules and requirements, unless promptly corrected, shall be grounds for termination of this Contract in accordance with the default provisions hereof.

24. INSURANCE

Contractor shall maintain all commercial general liability insurance, workers' compensation insurance and any other insurance required under the Contract. Contractor shall furnish insurance certificate(s) evidencing required insurance coverage acceptable to the State, including endorsements showing the State as an "additional insured" if required under the Contract. Any required endorsements requested by the State must be separately provided; merely referring to such coverage on the certificates(s) is insufficient for this purpose. When performing work on state owned or controlled property, Contractor shall provide a waiver of subrogation in favor of the State for its workers' compensation policy.

25. TERMINATION FOR NON-APPROPRIATION OF FUNDS

a) If the term of this Contract extends into fiscal years subsequent to that in which it is approved, such continuation of the Contract is contingent on the appropriation of funds for such purpose by the Legislature. If funds to effect such continued payment are not appropriated, Contractor agrees to take back any affected Deliverables furnished under this Contract, terminate any Services supplied to the State under this Contract, and relieve the State of any further obligation therefor.

b) The State agrees that if it appears likely that subsection (a) above will be invoked, the State and Contractor shall agree to take all reasonable steps to prioritize work and Deliverables and minimize the incurrence of costs prior to the expiration of funding for this Contract.

c) THE STATE AGREES THAT IF PARAGRAPH a) ABOVE IS INVOKED, DELIVERABLES (EXCEPT FOR COMMERCIAL SOFTWARE AND EQUIPMENT

ACCEPTED PURSUANT TO SECTION 21 ABOVE) SHALL BE RETURNED TO THE CONTRACTOR IN SUBSTANTIALLY THE SAME CONDITION IN WHICH DELIVERED TO THE STATE, SUBJECT TO NORMAL WEAR AND TEAR. THE STATE FURTHER AGREES TO PAY FOR PACKING, CRATING, TRANSPORTATION TO CONTRACTOR'S NEAREST FACILITY AND FOR REIMBURSEMENT TO THE CONTRACTOR FOR EXPENSES INCURRED FOR THEIR ASSISTANCE IN SUCH PACKING AND CRATING.

26. TERMINATION FOR THE CONVENIENCE OF THE STATE

a) The State may terminate performance of work under this Contract for its convenience in whole or, from time to time, in part, if the Deputy Director, Department of Technology, Statewide Technology Procurement, or designee, determines that a termination is in the State's interest. The Deputy Director, Department of Technology, Statewide Technology Procurement, or designee, shall terminate by delivering to Contractor a Notice of Termination specifying the extent of termination and the effective date thereof, such date not to be earlier than thirty (30) days from the date the notice is delivered.

b) After receipt of a Notice of Termination, and except as directed by the State, Contractor shall immediately proceed with the following obligations, as applicable, regardless of any delay in determining or adjusting any amounts due under this clause. Contractor shall:

   i. Stop work as specified in the Notice of Termination (except as required by any Disentanglement/Migration-Out Services).

   ii. Place no further subcontracts for materials, Services, or facilities, except as necessary to complete the continuing portion of the Contract.

   iii. Terminate all subcontracts to the extent they relate to the work terminated.

iv. Settle all outstanding liabilities and termination settlement proposals arising from the termination of subcontracts.

c) After termination, Contractor shall submit a final termination settlement proposal to the State in the form and with the information prescribed by the State. The Contractor shall submit the proposal promptly, but no later than ninety (90) days after the effective date of termination, unless a different time is provided in the Statement of Work or in the Notice of Termination.

d) The Contractor and the State may agree upon the whole or any part of the amount to be paid as requested under subsection c) above.

e) Unless otherwise specified in the Statement of Work, upon the termination for convenience, the State shall have no obligation to pay the Contractor any amount other than in accordance with the terms of the this Contract the agreed upon price for Deliverables accepted by the State, adjusted for any savings on freight and other charges plus any unrecovered amortized capital costs originally identified in writing by Contractor and approved in advance by the State, calculated using Generally Accepted Accounting Principles.

27. TERMINATION FOR DEFAULT

Unless otherwise specified in the Contract:

a) The State may, subject to the clause titled “Force Majeure” and to subsection d) below, by written notice of default to the Contractor, terminate this Contract in whole or in part if Contractor fails to:

i. Deliver the Deliverables or perform the Services within the time specified in the Contract or any amendment thereto;

ii. Make progress, so that the lack of progress endangers performance of this Contract; or

iii. Perform any of the other provisions of this Contract.

b) The State’s right to terminate this Contract under subsection a) above, may be exercised if the failure constitutes a material breach of this

Contract and if the Contractor does not cure such failure within the time frame stated in the State's cure notice, which in no event will be less than thirty (30) days, unless the Statement of Work calls for a different period.

c) If the State terminates this Contract in whole or in part pursuant to this Section, it may acquire under terms and in the manner the State considers appropriate, Deliverables or Services similar to those terminated and the Contractor will be liable to the State for any excess costs for those Deliverables and Services, including without limitation costs third party vendors charge for the Deliverables, including any Equipment (but subject to the clause entitled "Limitation of Liability"). However, the Contractor shall continue the work not terminated.

d) If the Contract is terminated for default, the State may require the Contractor to transfer title, or in the case of licensed Software, license, and deliver to the State, as directed , any: completed, partially-completed or accepted Deliverables or pre-paid Services, and subject to provisions of subsection e) below, related to the terminated portion of this Contract. Nothing in this subsection d) will be construed to grant the State rights to Deliverables or Services that it would not have received had this Contract been fully performed. Upon direction of the State, the Contractor shall also protect and preserve property in its possession in which the State has an interest.

e) The State shall pay Contract price for completed, partially-completed or accepted Deliverables and items the State requires the Contractor to transfer under section d) above. Unless the Statement of Work calls for different procedures or requires no-charge delivery of materials, the Contractor and State shall attempt to agree on the amount of payment for any other materials delivered and accepted by the State for the protection and preservation of the property; provided that where the Contractor has billed the State for any such materials, no additional charge will apply. Failure to agree will constitute a dispute under the Disputes clause. The State may withhold from these amounts any sum it determines to be necessary to protect the State against loss because of outstanding liens or claims of former lien holders.

f) If, after termination, it is determined by a final decision that the Contractor was not in default, the rights and obligations of the parties shall be the same as if the termination had been issued for the convenience of the State.

g) Both parties, State and Contractor, upon any termination for default, have a duty to mitigate the damages suffered by it

h) The rights and remedies of the State in this clause are in addition to any other rights and remedies provided by law or under this Contract, and are subject to the clause titled "Limitation of Liability".

28. FORCE MAJEURE

Except for defaults of subcontractors at any tier, the Contractor shall not be liable for any excess costs if the failure to perform the Contract arises from causes beyond the control and without the fault or negligence of the Contractor. Examples of such causes include, but are not limited to: a) Acts of God or of the public enemy, and b) Acts of the federal or State government in either its sovereign or contractual capacity. If the failure to perform is caused by the default of a subcontractor at any tier, and if the cause of the default is beyond the control of both the Contractor and subcontractor, and without the fault or negligence of either, the Contractor shall not be liable for any excess costs for failure to perform.

Provided however, the provisions of this Section shall not apply when contracted Deliverables or Services are subject to CALNET contracted Subcategory 19.2 First Responder Cellular Services or Public Contract Code section 1102.

29. RIGHTS AND REMEDIES OF STATE FOR DEFAULT

a) Except as provided in Section 21 and subject to Section 22 above, in the event any Deliverables furnished or Services provided by Contractor in the performance of the Contract should fail to conform to the requirements herein, the State may reject the same, and it shall become the duty of Contractor to reclaim and remove the Deliverable promptly, including by providing the State with appropriate instructions for returning the

Equipment, or to correct the performance of the Services, without expense to the State, and immediately replace or re-perform all such rejected Deliverables or Services, as applicable, with others conforming to the Contract.

b) In addition to any other rights and remedies the State may have, the State may require Contractor, at Contractor's expense, to ship Deliverables via air freight or expedited routing to avoid or minimize actual or potential delay if the delay is the fault of Contractor.

c) In the event of the termination of the Contract, either in whole or in part, by reason of default or breach by Contractor, any loss or damage sustained by the State in procuring any items which Contractor agreed to supply shall be borne and paid for by Contractor, (but subject to the clause titled "Limitation of Liability").

d) The State reserves the right to offset the reasonable cost of all damages caused to the State against any outstanding invoices or amounts owed to Contractor or to make a claim against the Contractor therefore.

30. LIMITATION OF LIABILITY

a) Except as may be otherwise approved by the Department of Technology, Chief Technology Officer, Deputy Chief Technology Officer or designee, and subject to subsection b) below, Contractor's liability for damages to the State for any cause whatsoever, and regardless of the form of action, whether in Contract or in tort, shall be limited to the Purchase Price. For purposes of this subsection a), "Purchase Price" will mean the aggregate Contract price; except that, with respect to a Contract under which multiple purchase orders will be issued (e.g., a Master Agreement or Multiple Award Schedule contract), "Purchase Price" will mean the total price of the purchase order for the Deliverable(s) or Service(s) that gave rise to the loss, such that Contractor will have a separate limitation of liability for each purchase order.

b) The foregoing limitation of liability shall not apply (i) to any liability under the Section 10 (Compliance with Statutes and Regulations) (ii) to liability under Section 50 (Patent, Copyright, and Trade Secret Indemnity) or to any other liability (including without limitation indemnification obligations)

for infringement of third party intellectual property rights; (ii) to claims covered by any specific provision herein calling for liquidated damages; (iii) to claims arising under provisions herein calling for indemnification for third party claims against the State for bodily injury to persons or damage to real or tangible personal property caused by Contractor's negligence or willful misconduct; (iv) to costs or attorney's fees that the State becomes entitled to recover as a prevailing party in any action, or (v) to direct costs of mitigation, remediation and/or notification obligations resulting from any data breach.

c) Nothing herein shall be construed to waive or limit the State's sovereign immunity or any other immunity from suit provided by law.

d) In no event will either the Contractor or the State be liable for consequential, incidental, indirect, special, or punitive damages, even if notification has been given as to the possibility of such damages, except (i) to the extent that Contractor's liability for such damages is specifically set forth in the Statement of Work or (ii) to the extent that Contractor's liability for such damages arises out of subsection b)(i), b)(ii), or b)(iv) above.

31. DE MINIMIS DELIVERABLE OR SERVICES REQUEST

At any time during the term, if the State determines that such Deliverables or Services requested were not provided with the required items/Services for the Deliverable or Service to perform in accordance with the intended specification and parties cannot agree as to whether such Deliverables or Services are included as part of the Deliverables and Services offered by the Contractor and the financial impact on the Contractor of satisfying such request is less than Twenty-Five Thousand Dollars ($25,000.00) and to the extent that the cumulative and aggregate amount of all such Deliverables or Services provided does not result in a financial impact on the Contractor in excess of the Section 30(Limitation of Liability), during any contract year, such failure to agree shall (1) not be deemed a disagreement; (2) such request shall be deemed a request for Services; and (3) all such Services, products, or resources shall be provided to the State by the Contractor at no cost in accordance with the terms of this Contract.

32. STATEMENT OF ECONOMIC INTERESTS

As applicable, consultants can be categorized as a public official for purposes of adherence to Conflict of Interest laws and the filing of a Statement of Economic Interests (Form 700). As such, upon award and prior to beginning work, and on an annual basis, the consultant's staff and/or subcontractors (as applicable) engaged in performing the Services described in the contract are required to complete and submit a Form 700 to the State of California. To acquire an exemption from this requirement, consultant must submit a request to the Department of Technology, Statewide Technology Procurement explaining the basis for the request and the staff or subcontractor staff to be excluded on that basis. Form 700 and instructions can be accessed at the California Fair Political Practices Commission website, http://www.fppc.ca.gov.

33. ACCESS TO FACILITIES/FACILITIES ACCESS POLICIES

The State acknowledges that the Contractor or its employees and/or subcontractors (collectively the "Contractor Personnel") may work closely with the State to implement and perform the Services by working on the premises of participating State agencies and departments ("State Locations").

a) The State will ensure that Contractor Personnel have access to State Locations as reasonably necessary for the contractor to provide the Services for which the contractor is responsible.

b) Contractor Personnel will coordinate with the State as necessary to obtain access to State Locations to perform the Services, or to perform other obligations as contained herein.

c) If, as part of a State agency or department's standard policies and procedures regarding contractors working onsite, require Contractor Personnel to execute certain documents prior to gaining access to State Locations ("Standard Access Agreements"), the state will use reasonable endeavors to:

   i. provide a copy of or

ii. a URL link to such Standard Access Agreements to Contractor in advance of any Contractor Personnel accessing the State Locations, or

iii. copies or references to Standard Access Agreements already executed by Contractor that apply, if any, with a statement that those are still applicable to Contractor Personnel.

34. USE AND ADVERTISING USE OF DATA

Contractor or its third party providers are not authorized to use, sell, resell, package, or repackage or publicly display any information deemed by the State as confidential, sensitive or personal information pursuant to the eVAQ language or State data without written express approval of the State. This restriction includes key word searching or data mining of State data.

35. STATE COST RECOVERY

The State shall not use Software, data, web Services, or Documentation for a site or Service and operate the site or the Service for a profit or generate revenue through direct or indirect methods (e.g., advertising or by charging for access to the site or Service). However, the State is authorized to provide fee-based access to an application built upon Software, hardware, Services or Documentation to eligible employees, departments, agencies, local governmental entities and consultants of the State of California, through a Web site, Internet Service or otherwise, provided that the fees are established on a cost recovery basis and not for profit.

36. PRICE GUARANTEE PERIOD

The Contractor shall guarantee all pricing must be at or below market value for a substantially similar Service, suite of Services or Equipment offered under substantially similar terms and conditions during the entire Contract Term. Any adjustment or amendment to the original contract will not be effective unless a written amendment is approved by the State and the Contractor. The State will be given the immediate benefit of any decrease in the market, product set, or

allowable discount. Additionally, the parties may negotiate Individual Price Reductions (IPR) as described herein and the SOW Business Requirements.

37. CONTRACTOR'S LIABILITY FOR INJURY TO PERSONS OR DAMAGE TO PROPERTY

a) Except to the extent arising out of a State Representative's (as defined below) own negligence, Contractor shall be liable for damages arising out of injury to the person and/or damage to the property of the State, employees of the State, persons designated by the State for training, or any other person(s) other than agents or employees of the Contractor, designated by the State for any purpose, prior to, during, or subsequent to delivery, installation, acceptance, and use of the Deliverables either at Contractor's site or at the State's place of business, provided that the injury or damage was caused by the fault, negligence, or willful misconduct of Contractor.

b) Contractor shall not be liable for damages solely arising out of or caused by an alteration or an Attachment not made or installed by Contractor, or for damage to alterations or Attachments that may result from the normal operation and maintenance of the Deliverables provided by Contractor during the Contract.

38. INDEMNIFICATION

Contractor agrees to indemnify, defend and save harmless the State, its officers, agents and employees from any and all third party claims, costs (including without limitation reasonable attorneys' fees), and losses due to the injury or death of any individual, or the loss or damage to any real or tangible personal property, to the extent resulting from the willful misconduct or negligent acts or omissions of Contractor or any of its affiliates, agents, subcontractors, employees, suppliers, or laborers furnishing or supplying work, Deliverables, Services, materials, or supplies in connection with the performance of this Contract. Such defense and payment will be conditional upon the following:

a) The State will notify Contractor of any such claim in writing and tender the defense thereof within a reasonable time (but no delay or failure to so notify Contractor shall relieve it of its obligations under this Contract except to the extent that Contractor has suffered actual prejudice by such delay or failure); and

b) Contractor will have sole control of the defense of any action on such claim and all negotiations for its settlement or compromise; provided that (i) when substantial principles of government or public law are involved, when litigation might create precedent affecting future State operations or liability, or when involvement of the State is otherwise mandated by law, the State may participate in such action at its own expense with respect to attorneys' fees and costs (but not liability); (ii) where a settlement would impose liability on the State, affect principles of California government or public law, or impact the authority of the State, the Department of Technology shall have the right to approve or disapprove any settlement or compromise, which approval will not unreasonably be withheld or delayed; and (iii) the State will reasonably cooperate in the defense and in any related settlement negotiations.

39. INVOICES & PAYMENTS

Unless otherwise specified in the Contract:

a) Invoices

Any approved Service taxes, fees, surcharges, and surcredits may be separately identified on each invoice as applicable. In addition, each invoice shall be in the form specified by the State (including whether issued as a single, aggregate invoice or separate invoices for different Services or entities) and shall (i) comply with all applicable legal, regulatory and accounting requirements(ii) allow a Customer to validate volumes and charges, (ii) permit a Customer to chargeback internally, and (iii) meet the State's billing requirements in accordance with the Statement of Work. Invoices with a name other than that established in the original Contract (including approved Subcontractors or Affiliates)

cannot be paid prior to execution of a Contract Amendment. The data underlying each invoice shall also be delivered to a Customer electronically in a form and format specified in the Statement of Work but also the format shall be compatible with all other applicable State's accounting systems as necessary.

b) Recoup Cost Clause

For purpose and clarity and avoidance of confusion under this contract, the State is granted the limited right to make products and Services contemplated herein available to a) other State of California governmental entities and b) other municipal or local governments within the state of California. The State shall be authorized to establish a fee-based access to applications, data, documentation or Services provided under this contract, provided that the fees are established on a cost recovery basis and not for profit.

c) Acceptance Payments

Acceptance procedures to initiate payments will be as set forth in the Customer's Scope of Work and/or Ordering Documents. A Customer shall be deemed to have accepted each Service either (i) upon its issuance of written notice of such acceptance or (ii) thirty (30) calendar days after the Service activation date, excluding delays due to shipping time, or acceptance testing period (collectively Acceptance), unless otherwise specified in the Scope of Work or at or before the time the Customer gives the Contractor written notice of rejection or requests additional time. Any notice of rejection will explain how the Deliverable or Service fails to substantially conform to the functional and performance specifications of the Statement of Work and the Customer's Scope of Work. The Contractor will, upon receipt of such notice, investigate the reported deficiency and exercise reasonable best efforts to remedy it promptly. The Customer, in its sole discretion, will have the option to re-perform the acceptance test. If the Contractor is unable to remedy the deficiency within thirty (30) calendar days of notice of rejection, the State shall have the option of cancelling the order that relates to such Deliverable or Service, or cancelling the Service order or accepting substitute Deliverables or

Service or other remedy provided in the SOW Business Requirements. No payment will be due before Acceptance thereof, except to the extent required by progress payment terms and/or progress payment requirements in the Scope of Work, if applicable.

40. REQUIRED PAYMENT DATE

Payment will be made in accordance with the provisions of the California Prompt Payment Act, Government Code section 927 et. seq. Unless expressly exempted by statute, the Act requires State agencies to pay properly submitted, undisputed invoices not more than 45 days after: (a) the date of acceptance of Deliverables or performance of Services; or (b) receipt of an undisputed invoice, whichever is later.

41. SERVICE TAXES, FEES, SURCHARGES, AND SURCREDITS

a) The State government Customers of this Contract shall be subject to Service taxes, fees, surcharges, and surcredits that are mandated by the government of the State of California (including the CPUC), and the federal government (including the FCC), as applicable. The Non-State Customers shall be subject to Service taxes, fees, surcharges and surcredits mandated by the State and federal governments, and also as mandated by California local government jurisdictions and political subdivisions, as applicable. Mandates in effect at the time of award and as hereafter mandated may be recovered from Customers of the applicable Service.

b) The CALNET CMO reserves the right to verify, and if necessary, challenge the Contractor and the applicable regulatory authority, the application by the Contractor of Service taxes, fees, surcharges, and surcredits referred to in subsection a) above. Should the CALNET CMO consider the application of such items to be inappropriate, the CALNET CMO and the Contractor shall meet and confer regarding the applicability of such items. If thereafter a dispute exists regarding the proper application of

such items, the parties may resolve such disputes in accordance with Section 54, Disputes. Either party may seek guidance or clarification from the applicable regulatory authority regarding the appropriate application of such items. If the application of such items is deemed inappropriate by the regulatory authority, the Contractor shall cease and/or revise the application of such items and, if appropriate, issue retroactive credits to the impacted Customer(s).

c) All charges under this Contract are exclusive of applicable federal, state and local sales, use, excise, utility, and gross receipt taxes, other similar tax-like charges and surcharges. The Contractor will provide the CALNET CMO the tax exemption certificates that comply with the requirements of the Internal Revenue Code and Regulations (i.e., see Internal Revenue Regulations section 49.4253-11 and IRS Publication 510 or their current equivalent versions). The Contractor agrees to exempt all Entities from federal excise taxes and E-9-1-1 taxes as of the date the Contractor receives a duly authorized and valid exemption certificate. The Contractor agrees, for the purpose of federal exemption, that the CALNET CMO will act as the authorized agent for this Contract in submitting exemption requests on behalf of all Entities.

d) The State of California government Customers are exempt from Service taxes, fees, surcharges, or surcredits imposed by local government and political subdivision entities, as applicable. The Contractor shall not apply Service taxes, fees or surcharges imposed by local governments and political subdivisions to the State as applicable. The State shall not be required to submit certificates of exemption in order to claim or confirm local government and political subdivision exemptions.

e) Contractor shall be authorized to include as a separate line item a charge for reimbursement of sales tax or use tax expense that is incurred with respect to a sale of handsets, accessories, or other tangible property to a Customer, and the Customer shall pay such sales tax or use tax reimbursement charge to Contractor.

42. NEWLY MANUFACTURED EQUIPMENT

Except where Equipment is provided as a warranty replacement, all Equipment furnished under this Contract shall be newly manufactured Equipment or certified as new and warranted as new by the manufacturer; used or reconditioned Equipment is prohibited, unless otherwise specified.

43. CONTRACT MODIFICATION

a) No amendment or variation of the terms of this Contract shall be valid unless made in writing, signed by the parties and approved as required. No oral understanding or agreement not incorporated in the Contract is binding on any of the parties.

b) Any change to the Contractor's name will require a Contract amendment. The State, upon notification and receipt of legal documentation indicating the name change from the Contractor, will process the required amendment, assuming no other change has been made to the business entity.

44. CONFIDENTIALITY OF DATA

All financial, statistical, personal, technical and other data and information relating to the State's operation which are designated confidential by the State and made available to Contractor in order to carry out this Contract, or which become available to Contractor in carrying out this Contract, shall be protected by Contractor from unauthorized use and disclosure through the observance of the same or more effective procedural requirements as are applicable to the State, but in no event less than reasonable care. The identification of all such confidential data and information as well as the State's procedural requirements for protection of such data and information from unauthorized use and disclosure shall be provided by the State in writing to Contractor. If the methods and procedures employed by Contractor for the protection of Contractor's data and information are deemed by the State to be adequate for the protection of the State's confidential information, such methods and procedures may be used, with the written consent of the State, to

carry out the intent of this paragraph. Contractor shall not be required under the provisions of this paragraph to keep confidential any data or information which is or becomes publicly available other than through a breach of Contractor's or a third party's confidentiality obligations, is already rightfully in Contractor's possession without obligation of confidentiality, is independently developed by Contractor outside the scope of this Contract and without reference to the State's confidential data or information, is rightfully obtained from third parties without an obligation of confidentiality or is required to be disclosed by subpoena or other legal process, limited to the extent required by the terms of such subpoena or other legal process.

45. NEWS RELEASES

Any news releases, endorsements, advertising, and social media content pertaining to this Contract shall not be made without prior written approval of the Department of Technology.

46. SOFTWARE LICENSE

Unless otherwise specified in the Statement of Work, the Contractor hereby grants to the State and the State accepts from the Contractor, subject to the terms and conditions of this Contract, a royalty-free, non-exclusive right to the use of Software Products in this Contract. The State may use the Software Products only in connection with the use of the Service and according to the licensing terms specified in a Statement of Work or otherwise in the Contract. Acceptance of the Software (including any third party Commercial Software/EULAs associated with Services sold under this Contract) will be governed by the terms and conditions of this Contract.

47. PROTECTION OF CONTRACTOR FURNISHED PROPRIETARY SOFTWARE AND OTHER PROPRIETARY DATA

a) The State agrees that all material appropriately marked or identified in writing as proprietary, and furnished by Contractor hereunder are

provided for the State's exclusive use for the purposes of this Contract only. All such proprietary data shall remain the property of Contractor. The State agrees to take all reasonable steps to insure that such proprietary data are not disclosed to others, without prior written consent of Contractor, subject to the California Public Records Act.

b) The State will insure, prior to disposing of any Contractor furnished media, that any licensed materials contained thereon have been erased or otherwise destroyed.

c) The State agrees that it will take appropriate action by instruction, agreement or otherwise with its employees or other persons permitted access to Contractor furnished licensed software and other proprietary data to satisfy its obligations in this Contract with respect to use, copying, modification, protection and security of proprietary software and other proprietary data.

48. FUTURE RELEASES

Unless otherwise specifically provided in the Statement of Work, if improved versions, e.g., patches, bug fixes, updates or releases, of any Software Product are developed by the contractor, and are made available to other licensees, they will be made available to the State at no additional cost only if such are made available to other licensees at no additional cost. If the Contractor offers new versions or upgrades to the Software Product, they shall be made available to the State at the State's option at a price no greater than the Contract price plus a price increase proportionate to the increase from the list price of the original version to that of the new version, if any. If the Software Product has no list price, such price increase will be proportionate to the increase in average price from the original to the new version, if any, as estimated by the Contractor in good faith.

49. ENCRYPTION & AUTHORIZATION KEYS

Upon initiation of Service, Contractor, where applicable, shall provide all encryption and authorization keys required by the State to operate or access

the Software Products, Services or Equipment.

50. PATENT, COPYRIGHT AND TRADE SECRET INDEMNITY

a) Contractor will indemnify, defend, and save harmless the State, its officers, agents and employees, from any and all third party claims, costs (including without limitation reasonable attorneys' fees), and losses for infringement or violation of any U.S. Intellectual Property Right by any product, equipment or service provided hereunder. With respect to claims arising from Equipment or Software manufactured by a third party and sold by Contractor, pursuant to this Contract, Contractor will pass through to the State such indemnity rights as it receives from such third party ("Third Party Obligation") and will cooperate in enforcing them; provided that if the third party manufacturer fails to honor the Third Party Obligation, Contractor will provide the State with indemnity protection equal to that called for by the Third Party Obligation, but in no event greater than that called for in the first sentence of this section. The provisions of the preceding sentence apply only to third party Equipment or Software sold as a distinct unit and accepted by the State. Unless a Third Party Obligation provides otherwise, the defense and payment obligations set forth in this subsection will be conditional upon the following:

   i. The State will notify Contractor of any such claim in writing and tender the defense thereof within a reasonable time; and

   ii. Contractor will have sole control of the defense of any action on such claim and all negotiations for its settlement or compromise; provided that: (a) when substantial principles of government or public law are involved, when litigation might create precedent affecting future State operations or liability, or when involvement of the State is otherwise mandated by law, the State may participate in such action at its own expense with respect to attorneys' fees and costs (but not liability); (b) where a settlement would impose liability on the State, affect principles

of California government or public law, or impact the authority of the State, the Department of Technology will have the right to approve or disapprove any settlement or compromise, which approval will not unreasonably be withheld or delayed; and (c)the State will reasonably cooperate in the defense and in any related settlement negotiations.

b) Should the Deliverables (including any Software or Equipment) or Cellular Service, or the operation thereof, become, or in Contractor's opinion are likely to become, the subject of a claim of infringement or violation of a U.S. Intellectual Property Right, the State shall permit the Contractor, at its option and expense either (i) to procure for the State the right to continue using the Deliverables or Cellular Service (ii) to replace or modify the same so that they become non-infringing or (iii) discontinue Cellular Service to the infringing lines and refund any amounts paid by the State for such Service to the date when the infringement occurred. If none of these options can reasonably be taken, or if the use of such Deliverables or Service by the State shall be prevented by injunction, the Contractor agrees to take back such Deliverables and make every reasonable effort to assist the State in procuring substitute Deliverables. If in the sole opinion of the State, the return of such infringing Deliverables makes the retention of other Deliverables or the use of Services acquired from the Contractor under this Contract impractical, the State shall then have the option of terminating such Contracts, or applicable portions thereof, without penalty or termination charge. The Contractor agrees to take back such Deliverables and refund any sums the State has paid Contractor less any reasonable amount for use or damage.

c) The Contractor shall have no liability to the State under any provision of this clause with respect to any claim of patent, copyright or trade secret infringement which is based upon:

   i. The combination or utilization of Cellular Service furnished hereunder with Equipment, Software, or devices not provided or made available by the Contractor; or,

   ii. The operation of Equipment furnished by the Contractor under the control of any operating software other than, or in addition to, the

current version of Contractor or manufacturer-supplied operating software; or

iii. The unauthorized modification by or on behalf of the State of the Equipment or Software furnished hereunder; or

iv. Any illegal or unauthorized use of the Cellular Service; or

v. The State's continuance of an infringing activity after being notified thereof; or

vi. Any negligent or willful act or omission by or attributable to the State.

d) Contractor certifies that it has appropriate systems and controls in place to ensure that State funds will not be used in the performance of this Contract for the acquisition, operation, or maintenance of Software or Equipment in violation of U.S Intellectual Property laws.

51. EXAMINATION AND AUDIT

Unless otherwise specified in the Statement of Work:

a) Without limiting any examination or audit rights, or other rights of the State set forth in the Contract, Contractor agrees that the State, or its designated representative, shall have the right, at any tier or level, to audit, review and copy any records and supporting documentation pertaining to performance of and invoicing under this Contract. Contractor agrees to maintain such records for possible audit for a minimum of four (4) years after final payment and five (5) years for Federal Universal Service Fund ("E-rate") funded projects, unless a longer period of records retention is stipulated or required by law. Contractor agrees to allow the auditor(s) access to such records during normal business hours and to allow interviews of any employees or others who might reasonably have information related to such records. The State agrees to take all reasonable steps to ensure that such information is not disclosed to third parties, subject to the California Public Records Act or other lawful process (e.g. in response to a subpoena).

For avoidance of doubt, audits may include those conducted by

personnel of the State, or its designated representative, in performance of Contract oversight responsibilities in reviewing invoices, monthly fiscal management and/or other required reports, as well as the application of Service taxes, fees, surcharges and surcredits on invoices.

Subject to the Disputes clause, if an audit reveals that Contractor has overcharged the State or Customers for Service(s) during the period to which the audit relates, then Contractor shall promptly refund such overcharges to the State or Customer as appropriate, and, if the amount of the overcharge (offset by any undercharges revealed by such audit) is more than five percent (5%) of Contractor's charges to the State or Customer for such Service(s) for such period, the reasonable cost of such audit (including any imputed costs of State for audits performed by the State itself) shall be borne by Contractor.

If any audit reveals an inadequacy or insufficiency of Contractor's performance, including performance in connection with any security obligations of Contractor as set forth in this Contract, Contractor shall promptly develop and provide to the State, for approval, a reasonable and detailed corrective action plan and promptly thereafter implement such plan in accordance with its terms. In addition, the cost of such audit, and subsequent related audits or audit activity, shall be borne by Contractor in the event that: (i) the State specifically identifies a particular deficiency with respect to Contractor's performance of any particular Service; and (ii) Contractor either denies or fails to cure such identified deficiency within thirty (30) calendar days. Further, Contractor agrees to include an equivalent right of the State to audit records and interview staff in any subcontract related to performance of and invoicing under this Contract.

b) Notwithstanding anything to the contrary in this section, the State or any auditing body or its designated representative, agrees that it will not exercise the audit rights described in this section more than once per calendar year, however, any follow-up reviews or other investigations related to an audit initiated under this section may be conducted at any time and upon reasonable notice.

c) Where Contractor conducts an internal audit of Contractor's performance under this Contract which shows any significant failures by Contractor to meet its obligations hereunder, Contractor shall provide to the State a written summary describing in reasonable detail such findings of such internal audit. If Contractor determines at any time that it has overcharged any Customer, then Contractor shall promptly provide to the applicable Customer a credit equal to the amount of such overcharge plus interest from the date of Contractor's receipt of such overcharge at a rate which is consistent with the rate provided in the California Prompt Payment Act, Government Code section 927 et seq.

d) Contractor agrees that (i) the State or its designees will have the right to obtain, copy and review all billing records of public or local government entities purchasing under this Contract, provided that notice of such rights is included within the Authorization to Order (ATO) Under State Contract used by non-State Agencies purchasing under the Contract; and (ii) the State may forward audit results showing call rate discrepancies to the CPUC.

52. CONTINUING STANDARDS OF PERFORMANCE FOR CONTRACTOR SERVICES

Unless otherwise specified in the Statement of Work:

a) Applicability:

Contractor agrees that subsequent to completion of the successful performance period and acceptance of the Services by the State, Contractor will comply with the availability and/or performance requirements and criteria established in this Contract throughout the full Contract Term, including any extensions. If the State determines, after at least six (6) months experience with the measurement method prescribed below, that the methods and procedures should be modified to more accurately identify material deficiencies, an appropriate Contract amendment shall be negotiated and upon agreement executed to effect such modification.

b) Causes and Effects of Contractor Service Malfunctions:

i. The State recognizes that Equipment failures do occur, and that software is not infallible. Moreover, the State concedes that conditions external to Equipment may cause it to fail, particularly environmental conditions, that are outside the Equipment design operating parameters. Subject to Section 28 (Force Majeure), the State agrees, therefore, that unsatisfactory Contractor Service performance which is outside the control of Contractor will not be considered in a determination of the level of performance.

ii. Subject to Section 28 (Force Majeure), in the event Contractor's Service failure or unsatisfactory performance is a result of factors external to the Contract, Contractor agrees to make appropriate recommendations to the State in order that such external factors may be corrected to preclude future problems of a similar nature. Within five (5) business days after such failure occurs, Contractor shall meet and confer with the State regarding appropriate next steps, which may include preparation, for the State's review, comment and approval, of a milestone-based action plan making such recommendations and corrections described in the preceding sentence.

iii. In the event that the precise cause of a failure cannot be readily determined, both the State and Contractor shall continue to research the situation until the probable cause has been identified or until agreement is reached that the probable cause cannot be identified. Within five (5) business days after such failure occurs (or such other timeframe specified in the solicitation), Contractor shall meet and confer with the State regarding appropriate next steps, which may include preparation, for the State's review, comment and approval, of a milestone-based action plan for researching the probable cause of the failure.

c) Levels of Performance Required

Contractor shall perform the Deliverables or Services at the levels of

quality, completeness, accuracy, timeliness, responsiveness and efficiency that are consistent with the accepted industry standards or Service Level Agreements applicable to the performance of such Deliverables and the Services or, if higher, the levels of the same received by the State prior to the Effective Date and as set out in applicable Service performance exhibits or the Statement of Work, agreed upon by the parties and incorporated into the Contract. Without limiting the foregoing or other obligations of Contractor, for those Deliverables, requirements, and Services for which the Statement of Work specifies a particular Service level, Contractor shall provide all Deliverables, requirements, and Services at levels at least in accordance with such Service levels.

d) Remedies for Unacceptable Levels of Performance

The remedies provided in this section shall be in addition to any remedies provided in Section 22 (Warranty). If a Contractor Deliverable, requirement, or Service does not meet the minimum level of performance as set forth in the Statement of Work, the remedy or process for correction set forth in the Statement of Work will be followed by the parties. If the specific Deliverable or Service has no remedy or process for correction set forth in the Statement of Work, State shall promptly notify Contractor in writing of such unacceptable performance and the impact on the State, and Contractor shall promptly initiate action to remedy the unsatisfactory performance. Contractor shall, at its option, take one or more of the following actions to correct the situation:

i. Provide on-site Contractor personnel for analysis of the problem;

ii. Replace the faulty Equipment, Deliverable or Service;

iii. Provide substitute Equipment, Deliverable or Service satisfactory to the State;

iv. Modify the Equipment, Deliverable or Service; or

v. Take any other action with which the State concurs.

If Contractor fails to correct an unacceptable level of performance with respect to any Equipment, Deliverable, or Service to the requirements of

the Contract of the State during the thirty (30) calendar days following receipt of written notice from the State (or such other timeframe specified in the Contract), the State and Contractor can mutually agree to extend the time to a specified date. If Contractor fails to correct the situation to the satisfaction of the State by the end of the specified time period, then, without limiting any other remedy specified in the Contract, the State may (i) secure replacement Equipment, Deliverables or Services with Contractor responsible for payment of Costs to Cover, and/or (ii) terminate that portion of the Contract relating to the deficient equipment, Deliverable, Requirement, or Service. The above-described remedies are not intended to constrain either party from any other action mutually agreed to by Contractor and the State as being more appropriate or to limit any of the State's other rights and remedies under this Contract, at law or in equity, including the exercise of Section 62 (Set-Off Rights).

e) Replacement or Substitution of Equipment by Contractor

If Contractor, in an attempt to improve the level of performance, replaces or substitutes Equipment or Service that meets all of the Contract requirements, such replacement or substitution shall be at no cost to the State.

f) Review of Performance

Contractor's performance will be periodically evaluated in accordance with the Service levels for each Service delivered throughout the term of this Contract. In accordance with the California Government Code, Contractor performance evaluation will be completed within the guidelines of the State Administrative Manual, section 1283.

53. AVAILABILITY

If at any time after award of this Contract, the Contractor becomes unable to provide any part of its contracted Services, the Contractor must, within ten (10) Business Days, notify the State in writing to seek a potential resolution, and if appropriate, propose a replacement of those Services which it can no longer

provide. The replacement must be at no cost to the State, and shall be materially equivalent to or exceed the proposed Service which was previously offered and accepted by the State in the Contractor's Final Bid or awarded Contract.

The State reserves the sole right to determine if the proposed replacement is acceptable. An inability to provide a Mandatory requirement may be grounds for Contract termination in whole or in part.

54. DISPUTES

Unless otherwise specified in the Contract:

a) The parties shall deal in good faith and attempt to resolve potential disputes informally.

b) If the dispute persists, the Contractor shall submit to the contracting Department Director or designee a written demand for a final decision regarding the disposition of any dispute between the parties arising under, related to or involving this Contract. Contractor's written demand shall be fully supported by factual information, and if such demand involves a cost adjustment to the Contract, Contractor shall include with the demand a written statement signed by an authorized person indicating that the demand is made in good faith, that the supporting data are accurate and complete and that the amount requested accurately reflects the Contract adjustment for which Contractor believes the State is liable. The contracting Department Director or designee shall have thirty (30) days after receipt of Contractor's written demand invoking this Section 54 (Disputes) to render a written decision. If a written decision is not rendered within thirty (30) days after receipt of the Contractor's demand, it shall be deemed a decision adverse to the Contractor's contention.

c) If the Contractor is not satisfied with the decision of the contracting Department Director or designee, the Contractor may appeal the decision, in writing, within fifteen (15) days of its issuance (or the expiration of the thirty (30) day period in the event no decision is rendered by the contracting department), to the Department of Technology, Office of

Technology Services Deputy Director or designee, who shall have thirty (30) days to render a final decision. If the Contractor does not appeal the decision of the contracting Department Director or designee, the decision shall be conclusive and binding regarding the dispute and the Contractor shall be barred from commencing an action in court.

d) Pending the final resolution of any dispute arising under, related to or involving this Contract, Contractor agrees to diligently proceed with the performance of this Contract, Service in accordance with the State's instructions regarding this Contract. Contractor's failure to diligently proceed in accordance with the State's instructions regarding this Contract shall be considered a material breach of this Contract.

e) Any final decision of the State shall be expressly identified as such, shall be in writing, and shall be signed by the Department of Technology Office of Technology Services Deputy Director or designee if an appeal was made. If Department of Technology Office of Technology Services Deputy Director or designee fails to render a final decision within thirty (30) days after receipt of the Contractor's appeal for a final decision, it shall be deemed a final decision adverse to the Contractor's contentions. The State's final decision shall be conclusive and binding regarding the dispute unless Contractor commences an action in a court of competent jurisdiction to contest such decision within ninety (90) days following the date of the final decision or one (1) year following the accrual of the cause of action, whichever is later.

f) For disputes involving purchases made by the Department of Technology, the Contractor shall submit to the Department Director or designee a written demand for a final decision, which shall be fully supported in the manner described in subsection a above. The Department Director or designee shall have thirty (30) days to render a final decision. If a final decision is not rendered within thirty (30) days after receipt of the Contractor's demand, it shall be deemed a final decision adverse to the Contractor's contention. The final decision shall be conclusive and binding regarding the dispute unless the Contractor commences an action in a court of competent jurisdiction to contest such decision within

ninety (90) days following the date of the final decision or one (1) year following the accrual of the cause of action, whichever is later.

55. STOP WORK

a) The State may, at any time, by written Stop Work Order to Contractor, require Contractor to stop all, or any part, of the work called for by this Contract for a period of forty-five (45) days after the Stop Work Order is delivered to Contractor, and for any further period to which the parties may agree. The Stop Work Order shall be specifically identified as such and shall indicate it is issued under this clause. Upon receipt of the Stop Work Order, Contractor shall immediately comply with its terms and take all reasonable steps to minimize the incurrence of costs allocable to the work covered by the Stop Work Order during the period of work stoppage. Within a period of forty-five (45) days after a Stop Work Order is delivered to Contractor, or within any extension of that period to which the parties shall have agreed, the State shall either:

   i. Cancel the Stop Work Order; or

   ii. Terminate the work covered by the Stop Work Order as provided for in the termination for default or the termination for convenience clause of this Contract.

b) If a Stop Work Order issued under this clause is canceled or the period of the Stop Work Order or any extension thereof expires, Contractor shall resume work. The State shall make an equitable adjustment in the delivery schedule, this Contract price, or both, and this Contract shall be modified, in writing, accordingly, if:

   i. The Stop Work Order results in an increase in the time required for, or in Contractor's cost properly allocable to the performance of any part of this Contract; and

   ii. Contractor asserts its right to an equitable adjustment within sixty (60) days after the end of the period of work stoppage; provided, that if the State decides the facts justify the action, the State may receive

and act upon a proposal submitted at any time before final payment under this Contract.

c) If a Stop Work Order is not canceled and the work covered by the Stop Work Order is terminated in accordance with the provision entitled Termination for the Convenience of the State, the State shall allow reasonable costs resulting from the Stop Work Order in arriving at the termination settlement.

d) The State shall not be liable to Contractor for loss of profits because of a Stop Work Order issued under this clause.

56. FOLLOW-ON CONTRACTS

a) If Contractor or its Affiliates provides Technical Consulting and Direction (as defined below), Contractor and its Affiliates:

   i. Will not be awarded a subsequent Contract to supply the Deliverables, Services, or systems, or any significant component thereof, that is used for or in connection with any subject of such Technical Consulting and Direction; and

   ii. Will not act as consultant to any person or entity that does receive a Contract described in subsection i) above. This prohibition will continue for one (1) year after termination of this Contract or completion of the termination of this Contract or completion of the Technical Consulting and Direction, whichever comes later.

b) "Technical Consulting and Direction" means Services for which Contractor received compensation from the State and includes:

   i. Development of or assistance in the development of work statements, specifications, solicitations, or feasibility studies;

   ii. Development or design or test requirements;

   iii. Evaluation of test data;

   iv. Direction of or evaluation of another Contractor;

v. Provision of formal recommendations regarding the acquisition of Telecommunication Technology products or Services; or

vi. Provisions of formal recommendations regarding any of the above. For purposes of this section, "affiliates" are employees, directors, partners, joint venture participants, parent corporations, subsidiaries, or any other entity controlled by, controlling, or under common control with the Contractor. Control exists when an entity owns or directs more than fifty percent (50%) of the outstanding shares or securities representing the right to vote for the election of directors or other managing authority.

c) To the extent permissible by law, the Director of the Department of Technology Services, or designee, may waive the restrictions set forth in this section by written notice to the Contractor if the Director determines their application would not be in the State's best interest. Except as prohibited by law, the restrictions of this section will not apply: (i) to follow-on advice given by vendors of commercial off-the-shelf products, including software and Hardware, on the operation, integration, repair, or maintenance of such products after sale; or (ii) where the State has entered into a master agreement for Software or Services and the scope of work at the time of Contract execution expressly calls for future recommendations among the Contractor's own products.

d) The restrictions set forth in this section are in addition to conflict of interest restrictions imposed on public Contractors by California law ("Conflict Laws"). In the event of any inconsistency, such Conflict Laws override the provisions of this section, even if enacted after execution of this Contract.

57. COVENANT AGAINST GRATUITIES

Contractor represents and warrants to the State that no gratuities (in the form of entertainment, gifts or otherwise) were offered or given by Contractor, or any agent or representative of Contractor, to any officer or employee of the State with a view toward securing the Contract or securing favorable treatment with respect to any determinations concerning the performance of the Contract. For

breach or violation of this representation and warranty, the State shall have the right to terminate the Contract, either in whole or in part, and any loss or damage sustained by the State in procuring on the open market any items which Contractor agreed to supply shall be borne and paid for by Contractor. The rights and remedies of the State provided in this clause shall not be exclusive and are in addition to any other rights and remedies provided by law or equity.

58. ASSIGNMENT OF ANTITRUST ACTIONS

Pursuant to Government Code sections 4552, 4553, and 4554, the following provisions are incorporated herein:

a) In submitting a bid to the State, the supplier offers and agrees that if the bid is accepted, it will assign to the State all rights, title, and interest in and to all causes of action it may have under section 4 of the Clayton Act (15 U.S.C. 15) or under the Cartwright Act (Chapter 2, commencing with section 16700, or Part 2 of Division 7 of the Business and Professions Code), arising from purchases of Equipment, material and other items, or Services by the supplier of sale to the State pursuant to the solicitation. Such assignment shall be made and become effective at the time the State tenders final payment to the supplier.

b) If the State receives, either through judgment or settlement, a monetary recovery for a cause of action assigned under this chapter, the assignor shall be entitled to receive reimbursement for actual legal costs incurred and may, upon demand, recover from the State any portion of the recovery, including treble damages, attributable to overcharges that were paid by the assignor but were not paid by the State as part of the bid price, less the expenses incurred in obtaining that portion of the recovery.

c) Upon demand in writing by the assignor, the assignee shall, within one year from such demand, reassign the cause of action assigned under this part if the assignor has been or may have been injured by the violation of law for which the cause of action arose and

   i. The assignee has not been injured thereby, or

ii. The assignee declines to file a court action for the cause of action.

59. FOUR-DIGIT DATE COMPLIANCE

Contractor represents and warrants to the State that it will provide only Four-Digit Date Compliant (as defined below) Deliverables requirements, and/or Services to the State. "**Four Digit Date Compliant**" Deliverables and Services can accurately process, calculate, compare, and sequence date data, including without limitation date data arising out of or relating to leap years and changes in centuries. This warranty and representation is subject to the warranty terms and conditions of this Contract and does not limit the generality or warranty obligations set forth elsewhere herein.

60. RECYCLING

Contractor shall certify in writing under penalty of perjury, the minimum, if not exact, percentage of post-consumer material as defined in the Public Contract Code section 12200 -12209, in products, materials, Equipment, or supplies offered or sold to the State that fall under any of the statutory categories regardless of whether the product meets the requirements of section 12209.

The certification shall be provided by the contractor, even if the product or good contains no postconsumer recycled material, and even if the postconsumer content is unknown. With respect to printer or duplication cartridges that comply with the requirements of section 12156(e), the certification required by this subsection shall specify that the cartridges so comply (Public Contract Code section 12205(b)(2)). A state agency contracting officer may waive the certification requirements if the percentage of postconsumer material in the products, materials, Equipment, or supplies can be verified in a written advertisement, including, but not limited to, a product label, a catalog, or a manufacturer or vendor Internet web site. Contractors are to use, to the maximum extent economically feasible in the performance of the contract work, recycled content products (Public Contract Code section12203(d)).

61. CHILD SUPPORT COMPLIANCE ACT

For any Contract in excess of $100,000, Contractor acknowledges in accordance with Public Contract Code section 7110, that:

a) Contractor recognizes the importance of child and family support obligations and shall fully comply with all applicable State and federal laws relating to child and family support enforcement, including, but not limited to, disclosure of information and compliance with earnings assignment orders, as provided in Chapter 8 (commencing with section 5200) of Part 5 of Division 9 of the Family Code; and

b) Contractor, to the best of its knowledge is fully complying with the earnings assignment orders of all employees and is providing the names of all new employees to the New Hire Registry maintained by the California Employment Development Department.

62. SET-OFF RIGHTS

Notwithstanding anything to the contrary in this Contract, and in addition to the other rights of the State and/or the applicable Customer hereunder with respect to disputing invoices or withholding amounts, the State and/or the applicable Customer, in its sole discretion, may set off against any and all amounts otherwise payable to Contractor pursuant to any of the provisions of this Contract: (i) any and all amounts claimed by the State and/or the applicable Customer in good faith to be owed by Contractor to the State and/or the applicable Customer pursuant to any of the provisions of this Contract; and (ii) any and all amounts that the State and/or the applicable Customer believes in good faith that it does not owe to Contractor pursuant to any of the provisions of this Contract. Within twenty (20) calendar days after any such set-off by the State and/or applicable Customer, the State and/or applicable Customer shall provide Contractor with a written accounting of such set-off, a written statement of the reasons therefore, and a reasonable opportunity to meet and discuss the claimed set-off. In the event Contractor does not agree with the set-off applied, Contractor or applicable Customer may contact the State to seek equitable resolution or exercise its rights under applicable law.

63. CONTRACTOR PERSONNEL

a) When Contractor needs access to State's premises to perform the required Services under this Contract, Contractor personnel shall perform their duties during State's regular work days and normal work hours, except as may be specifically agreed to otherwise by the State and Contractor.

b) The State reserves the right to disapprove the continuing assignment of Contractor personnel working on State premises. If the State exercises this right, and Contractor cannot immediately replace the disapproved personnel, the State agrees to an equitable adjustment in schedule or other terms that may be affected hereby.

c) Contractor will make every effort consistent with sound business practices to honor the specific request of the State with regard to assignment of its employees; however, subject to the above paragraph and the paragraph below, Contractor reserves the sole right to determine the assignment of its employees. If a Contractor employee is unable to perform due to illness, resignation, or other factors beyond Contractor's control, Contractor will make every reasonable effort to provide suitable substitute personnel.

d) Contractor represents that the individuals designated as Contract Contact in the Contract are, and promises that any subsequent Contract Contact shall be, experienced professionals, possessing the appropriate knowledge, skills, and expertise to perform properly their assigned duties. Contractor may transfer or terminate Contract Contact at any time in the event the needs of Contractor's business support a transfer, or the individual is eligible for a promotion or other positive type of employment opportunity, or the individual's personal life experience requires a transfer, or the individual's employment is terminated for "good cause" (which term, as used in this Contract, means cause for termination, including a lay-off, as determined in accordance with Contractor's employment policies, consistently applied). Contractor shall exercise every reasonable effort to notify the State prior to the transfer of Contract Contact to

another position within Contractor's organization, including upon any such replacement or reassignment if the function being performed by the individual being replaced or reassigned is eliminated from the Services. If any of the Contract Contact is reassigned, becomes incapacitated, or ceases to be employed by Contractor, and therefore becomes unable to perform the functions or responsibilities assigned to such person, Contractor shall promptly replace such person with another person at least as well qualified to perform such functions and responsibilities as the person being replaced, and the State shall have the right to interview (in the presence of a Contractor representative) and provide input to Contractor concerning each such replacement.

The parties acknowledge that qualifications include a mix of experience and education and that equally qualified individuals may have different mixes thereof. Contractor shall cause its subcontractors to comply with this provision with respect to any of individuals of such subcontractors that are designated as Contract Contact.

e) In recognition of the fact that Contractor personnel providing Deliverables, requirements, or Services under this Contract may perform similar Services from time to time for others, subject to the above paragraph, this Contract shall not prevent Contractor from performing such similar Services or restrict Contractor from using the personnel provided to the State under this Contract, providing that such use does not conflict with the performance of Services under this Contract.

f) Contractor shall submit annually a business plan that demonstrates a commitment to providing qualified staff and resources to support authorized user, business activities and Contract management

64. CONTRACTOR BUSINESS RELATIONSHIP RESPONSIBILITY

a) Contractor shall fully cooperate with the State and the other Contractors as necessary to coordinate the performance of the said Services, including participation in any advisory forum established by the State and

the establishment of business processes that facilitate the orderly Transition, Migration, and Transfer of Customers to other said Services and the implementation of any other ongoing provisioning support for Services.

b) Contractor shall demonstrate how business arrangements and practices will support Contract Services.

c) If Contractor and any Affiliate have been awarded more than one of the CALNET Contracts, and separate Affiliates will provide the Contract Services under such Contracts, Contractor shall, upon award, describe in detail how it will meet single point of contact responsibilities; identify what, if any, interaction exists between such Affiliates for each of the Contracts in question; and demonstrate how any competitive business goals of the individual Affiliates with respect to the Contracts in question will be resolved so as not to cause harm to the State or negatively impact the provisioning of Services to Customers. In addition, Contractor agrees to meet in good faith with the State to discuss potential efficiencies and savings that Contractor could make available to the State as a result of such circumstances.

65. PROVISIONING OF DELIVERABLES AND SERVICES

The State and Authorized Users may order Deliverables and Services under this Contract by issuing the appropriate Ordering Document form(s) in accordance with the CALNET user instructions. The Contractor will not commence provisioning Deliverables or Services for a given Customer until the Contractor receives a complete, signed, accepted, and accurate order form such as a Form 20, Telecommunications Service Request, STD 65, Purchasing Authority Purchase Order, or equivalent. The order form may be accompanied by an Authorization to Order (ATO) and/or a Work Authorization as applicable.

66. UNANTICIPATED TASKS

Unless otherwise specified in the Contract:

a) Any Services, functions, requirements, developments, or responsibilities not specifically described in this Contract that are consistent with industry standards, an inherent, necessary or customary part of the Services or are, consistent with industry standards, required for proper performance or provision of the Services in accordance with this Contract shall be deemed part of the Services and Contractor shall provide them as part of the Services without additional charge.

b) In the event that any other work must be performed which was wholly unanticipated and is not specified in the Statement of Work, but which in the opinion of both parties is necessary to the successful accomplishment of the general scope of work outlined for particular Deliverable(s) and/or Service(s), the procedures outlined in this Section will be employed.

c) For each item of wholly unanticipated work not specified in the Statement of Work, a Work Authorization will be prepared.

d) It is understood and agreed by both parties to this Contract that all of the terms and conditions of this Contract shall remain in force with the inclusion of any such Work Authorization. Such Work Authorization shall in no way constitute a Contract other than as provided pursuant to this Contract and shall not in any way amend or supersede any of the other provisions of this Contract.

e) Each Work Authorization shall consist of a detailed statement including justification of the need for the wholly unanticipated work, a description of the work to be accomplished by Contractor, the job classification or approximate skill level of the personnel to be made available by Contractor, an identification of all significant material to be developed by Contractor and delivered to the State, an identification of all significant material to be delivered by the State to Contractor, an estimated time schedule for the provision of the work by Contractor, completion criteria for the work to be performed, the name or identification of Contractor personnel to be assigned, Contractor's estimated work hours per person (and/or estimated subtotal of rates and charges per Deliverable(s) and/or Service(s)) required to accomplish the work, Contractor's billing rates per work hour per person (and/or estimate rates and charges per unit for

Deliverable(s) and/or Service(s)) required to accomplish the work, and Contractor's estimated total cost of the Work Authorization.

f) All Work Authorizations must be in writing prior to beginning work and signed by Contractor and the State.

g) The State has the right to require Contractor to stop or suspend work on any Work Authorization pursuant to the provisions of Section 55, (Stop Work), of this Contract.

h) Personnel resources will not be expended (at a cost to the State) on task accomplishment in excess of estimated work hours required unless the procedure below is followed:

   i. If, in the performance of the work, Contractor determines that a Work Authorization to be performed under this Contract cannot be accomplished within the estimated work hours, Contractor will immediately notify the State in writing of Contractor's estimate of the work hours which will be required to complete the Work Authorization in full. Upon receipt of such notification, the State may:

      a. authorize Contractor to expend the estimated additional work hours in excess of the original estimate necessary to accomplish the Work Authorization (such an authorization will not be unreasonably withheld), or

      b. terminate the Work Authorization, or

      c. alter the scope of the Work Authorization in order to define tasks that can be accomplished within the remaining originally estimated work hours.

   ii. The State will notify Contractor in writing of its election within seven (7) calendar days after receipt of Contractor's notification. If notice of the election is given to proceed, Contractor may expend the estimated additional work hours. The State agrees to reimburse Contractor for such additional work hours.

67. NEED FOR CONTRACTOR SERVICES DUE TO EMERGENCY

Unless otherwise specified in the Statement of Work, an emergency is defined in **PUBLIC CONTRACT CODE SECTION** 1102: "Emergency," as used in this code, means a sudden, unexpected occurrence that poses a clear and imminent danger, requiring immediate action to prevent or mitigate the loss or impairment of life, health, property, or essential public Services.

a) Contractor shall make every reasonable effort to assist the State in procuring use of Contractor Services consistent with that provided under this Contract to meet emergencies. The price and Service levels for such compatible Services shall be reasonably set by Contractor and, to the extent possible, shall be no greater than the Contract rates and at Service levels substantially similar to those set forth in the Contract.

b) The State, at its option, may accept or reject the use of emergency equipment.

68. NON-EXCLUSIVE AGREEMENT

Nothing in this Contract shall be construed as a requirements contract or interpreted as preventing the State from obtaining, consistent with State policy, any portion, component, subset or all of the Services offered under the terms and conditions of this Contract, or any other Services (analogous, similar, comparable or otherwise) from third parties, or providing the same to itself. Nor shall anything in this Contract be construed or interpreted as limiting the State's right or ability during the Term of this Contract to increase or decrease its demand for Services hereunder. To the extent the State, consistent with State policy, obtains from third parties, or provides to itself, replacement Services for any of the Services hereunder, the amount to be paid to Contractor by the State for the remaining Services will be equitably adjusted downward, to the extent necessary, to reflect the portion of the Services that Contractor will not be providing or performing, regardless of whether such Services were priced individually or as a bundle with any of the remaining Services.

69. CHARGES

Unless otherwise specified in the Statement of Work:

Contractor agrees that the State and any Customer are not subject to any minimum monthly usage charges for any Services contracted under this Contract.

a) Contractor agrees that Services not identified in this Contract may not be provided nor charged to the State or any Customer pursuant to this Contract, but that Contractor may use the invoicing process of this Contract so as to allow for invoicing of Services not related to this Contract, provided that such items are clearly identified as not related to this Contract and Contractor otherwise complies with the requirements in the Contract related to invoicing.

b) Contractor agrees that charges not identified in this Contract may not be assessed to the State or any Customer except in accordance with subsection a).

c) Invoices for all contracted Services shall not be subject to late payment charges prior to the Contract defined due date.

d) Contractor agrees that the charges shall comply with Section 77 (Most Favored Nation).

70. ADMINISTRATIVE FEE

Unless otherwise specified in the Contract, if applicable:

a) Contractor agrees to pay the State an administrative reimbursement as required and established by the State. The administrative reimbursement shall be used to fund only the State activities, or the State funded State offices and activities. The State's objective is not to increase the administrative fee associated with any existing Service or establish an administrative fee associated with any new Service if when combined with Contractor's Contract rate for the Service the administrative fee raises the total price for the Service to a level that is non-competitive with

similar Services available in the telecommunications industry. Notwithstanding the foregoing, in all events the State shall be entitled to an administrative fee increase equal to the Consumer Price Index (CPI) over the relevant Contract Term should an increase be required to fund the State activities or the State funded State offices and activities. The CPI is published by the U.S. Department of Labor, Bureau of Labor Statistics. For this Contract the following will be utilized: the CPI-U Index; not seasonally adjusted; US city average area, all items series adjusted annually. Until the Contract has been awarded and the Contractor rates determined, the State is unable to determine administrative fee rates that will be applied on any Service or Services. Accordingly, and on behalf of the State, Contractor will bill, collect and remit a Contract administrative fee. The administrative fee may be applied to any and all contracted Services offered under this Contract. This fee shall be determined by the State and appear separately on the Customer's invoice. The administrative fee reimbursement amount shall appear on the monthly detailed fiscal management reports referenced in this Contract to be delivered to the State.

b) Contractor shall bill, collect and remit a check or electronic funds transfer notification based on the amount billed for this administrative fee to the State on a monthly basis at no additional cost. The administrative fee shall be paid to the State no later than the 30th of the month, for the amount billed two months preceding. Contractor shall pay a late payment fee on any such administrative fees not paid to the State when due in accordance with the Statement of Work. The fee will be based on the State costs to manage this Contract as well as perform other mandated functions and may be adjusted annually or as otherwise deemed necessary by the State, based on fiscal year projected requirements, upon reasonable notice to Contractor.

Contractor agrees to provide monthly fiscal management reports identifying Services in accordance with this Contract.

71. CONTRACTOR COMMITMENTS AND REPRESENTATIONS

Any written commitment by a duly authorized representative of Contractor within the scope of this Contract shall be binding upon Contractor. Failure of Contractor to fulfill any such commitment shall render Contractor liable for performance deficiency charges or other damages due to the State as set forth herein. Such written commitments include but are not limited to:

a) any warranty or representation expressly made by Contractor as to Deliverables, Service, equipment or software performance, total System performance, or other physical design or functioning characteristics of a Machine or software System,

b) any warranty or representation expressly made by Contractor concerning the characteristics of the items described in (a) above, made in any publication, drawings, or specifications accompanying or referred to in the Contract, and

c) any written notification of or affirmation or representation as to the above which is made by Contractor in or during the course of negotiations and which is incorporated into a formal amendment to the Contract.

72. SERVICE TO PUBLIC ENTITIES AND LOCAL GOVERNMENT AGENCIES

In accordance with Government Code Section 11541, Contractor agrees to provide Service to all public and local Agencies in the State pursuant to this Contract and hereby acknowledges that the State is not responsible for payment, Deliverables, requirements or services rendered these entities. Contractor agrees that it shall have no recourse against the State for any act or omission of the local public entity, which arises from Contractor furnishing Equipment or Services pursuant to this Contract. Contractor understands and acknowledges that under this Contract the State neither promises nor guarantees any minimum amount of revenue for Contractor or minimum

amount of Deliverables, requirements, or Services to be purchased.

73. AVAILABILITY OF REFRESHED TECHNOLOGY AND ADDITIONAL SERVICE ITEMS

a) Contractor shall evolve, supplement, and enhance the Equipment and Services provided in the normal course of business and that which is in scope of the contract during the Term, both to keep pace with and utilize technological advancements and improvements in the method of delivering telecommunications related Services and the pricing thereof. Contractor also acknowledges that the telecommunications environment is critical to the State's business success, and that the State's needs and requirements with regard to the telecommunications environment may also evolve and change over time, and that the need for enhanced or modified functionality may arise. Therefore, during the Term and within Contract scope, either party may suggest enhancements or additional required Equipment or Services, modifications, cost saving items, or items that might be considered to keep pace with and/or to take advantage of the latest and most useful technological advancements and improvements in Contractor's performance (collectively, "Enhancements").

b) When such Enhancements substitute, replace, modify or improve Equipment or Services already being received by the State (e.g., network backbone upgrades that generally benefit all users of the network and are not specifically requested by the State), Contractor will make such Enhancements available to the State under this Contract at no additional cost to the State.

c) If Enhancements do not substitute, replace, modify or improve Equipment or Services already being received by the State under this Contract, but instead add to additional material functionality and features, Contractor will make such Enhancements available to the State under the existing Contract through a written proposal. Each proposal for Enhancements must provide a 1) business case that includes potential users and

technical requirements, if any, and 2) competitive pricing that includes market analysis that illustrates cost benefits and cost justification. The State, in its sole discretion, shall determine whether to approve of the proposal Enhancements and its inclusion in the Contract. If the State chooses to proceed hereunder, the State and Contractor will negotiate in good faith to agree on any additional terms and conditions, if any, under which the Enhancement will be added to this Contract through the amendment process. The Contractor shall update any applicable marketing plans used in connection with the Equipment or Services hereunder.

d) Contractor understands that the State is solely responsible for approval of proposal and agrees, absent an approved amendment from the contracts authorized State agency or/States designated authority; Enhancements must not be added to this Contract. Consistent with and without limiting anything set forth in Section 68, Non-Exclusive Agreement, nothing in this Section shall prohibit the State from pursuing or obtaining the same or similar Enhancements with or from other providers or requiring that certain Enhancements may only be obtained from certain providers.

e) Contractor agrees that Enhancements must not be added to the contract at the request of any local government or a non-State Agency unless otherwise authorized by the State.

74. PRICING AND SERVICE REVIEW

For the purpose of maintaining competitiveness throughout the Contract Term, the Contractor agrees to a joint review of its pricing and Service functionality at the State's request, no more frequently than annually, to ensure the State and its Customers will receive cost-competitive and technologically competitive Services. The State shall notify the Contractor in writing of any pricing adjustments and Service related issues as a result of the analysis. The Contractor shall have fifteen (15) calendar days to confirm and respond to the State's request for pricing reductions or other Service related changes. The effective date for the mutually agreed rate(s) shall be fifteen (15) calendar days from written notification of the State's acceptance of the revised rate. Once the

pricing amendment has been issued, the Contractor shall issue rebates or billing credits back to the effective date of the new rate(s). The Contractor agrees that requests for amendments to this Contract to reduce statewide rates may be submitted throughout the term.

75. SERVICE COSTS

Any Contractor's list of Service and product descriptions accepted by the State shall correlate the Service to the associated Contract rates as applicable under this Contract. All costs will include all monthly recurring and usage charges, volume discounts, and non-recurring charges as applicable. Listed pricing will include all elements necessary to configure an instance of working Service including activation, delivery, and training. Any no-cost items will be clearly identified and any Service elements without associated pricing will be considered no charge items.

76. INDIVIDUAL PRICE REDUCTIONS

The Contractor may enter into negotiations with the Customers resulting in an Individual Price Reduction (IPR). IPRs can result in a price reduction only or price reduction for a limited duration commitment. At no time will any other Contract term and condition be modified. IPRs commitments shall not exceed the Contract Term. Refer to the SOW Business Requirements, Section C.9, Individual Pricing Reductions (IPR).

77. "MOST FAVORED NATION" STATUS OF STATE

Unless otherwise specified in the Contract, the Contractor agrees to give the State and Authorized Users of this Contract "Most Favored Nation" status, in that the Contractor agrees that no other similarly situated public Customer of the Contractor or any of its Affiliates will receive rates for a substantially similar Service, or suite of Services, offered under substantially similar terms and conditions that are lower than the statewide rates provided hereunder when the volume of business from the other public Customer is substantially similar in scope and volume to the business the State delivers under this Contract. The Contractor agrees to promptly bring to the State's attention instances in which

other public Customers of the Contractor or any of its Affiliates may receive lower rates for substantially similar Services. For comparison purpose, all rates used for comparison shall not include administrative fees, Service taxes, fees, surcharges, or surcredits equivalent to those of Section 70, Administrative Fee, or Section 41, Service Taxes, Fees, Surcharges, and Surcredits. If the Contractor or its Affiliates offer lower rates to any other public Customer for the same or a substantially similar Service, or suite of Services, offered under substantially similar terms and conditions, the Contractor shall adjust the Contract rates prospectively to match or beat such rates. If the Contractor offers a bundled package of Deliverables and/or Services under substantially similar terms and conditions to other public Customers at a rate lower than the rate(s) charged for such Deliverables and/or Services provided under this Contract, the State reserves the right to amend the Contract to add a similarly bundled package of Deliverables and/or Services at such lower rate. At the end of each Contract year, an executive level officer with authority to represent the Contractor shall certify in writing to the State that the Contractor has complied with this provision. If the Contractor is not in compliance with this Section, the Contractor and the State shall make adjustments and/or payment as necessary and described in Section 74 (Pricing and Service Review), as applicable. Nothing herein shall be construed to require the Contractor to offer, provision, or sell Services in a manner that conflict with applicable laws or regulations.

78. FEDERAL UNIVERSAL SERVICE FUND

Federal Grant programs are available to schools and libraries under the Universal Service Fund. This program, also referred to as E-rate funding, provides support to schools and libraries in accessing telecommunications Services. To the extent such programs are applicable to the Services under this Contract, as determined by the State, or required by law, Contractor agrees to:

a) Provide Contract telecommunications Services to public entities qualified for Universal Service Fund Support;

b) Be certified as a Universal Service Administrative Company (USAC);

c) Meet Federal requirements for timeliness and accuracy in processing E-rate and other USAC program request and invoicing; and

d) Ensure that the State has pre-approved the use of Contract Services by Customers otherwise qualified for the Federal Universal Service Fund.

79. EXISTING EQUIPMENT & TITLE TO EQUIPMENT

a) The Contractor agrees to reasonably accommodate its Customers and utilize existing equipment. The Contractor's proposed Services shall reasonably accommodate the use of such existing Customer equipment.

b) Title to equipment, accessories, and devices provided under this Contract shall not vest in the State, unless such items are purchased by the State. All devices and accessories furnished by Contractor hereunder, except those purchased by the State, shall accompany the equipment when returned to Contractor.

80. UNLAWFUL USE

Customer will not use any Service for any unlawful purpose. Without limiting any other remedy specified in this Contract, Contractor reserves the right to take any action it deems necessary to prevent unlawful use and to control fraudulent use. Such actions by Contractor may include, but are not limited to, blocking certain traffic, refusing to accept calling card, collect calling and or third number calls, or discontinuing provision of Service to the End-User or canceling the End-User's account.

81. MIGRATION

Unless otherwise specified in the Contract, Contractor shall prepare and deliver to the State, for the State's review, comment and approval, a Migration-In Plan for migrating the provision of Services pursuant to the Contract to the provision of Services pursuant to this Contract as set forth in this Contract. To the extent Contractor deems appropriate, or as otherwise requested by the State, Contractor shall design the Migration-In Plan to use a phased migration strategy.

82. DISENTANGLEMENT (MIGRATION-OUT)

a) Term Migration-Out shall be synonymous with Disentanglement. The Migration-Out shall begin on the earlier of the following dates, as applicable, the "Migration-Out Commencement Date": (1) as elected by the State, up to sixty (60) calendar days prior to the end of the Category or Subcategory Contract Term that the State has not elected to extend pursuant Section 4 (Contract Effective Date) or has already extended fully as permitted under this section; or (2) the date a Notice of Termination is delivered pursuant to Section 26 (Termination for the Convenience of the State) or Section 27 (Termination for Default); or (3) the State's election pursuant to Section 68, Non-Exclusive Agreement, to obtain any portion, component, subset or all of the Services offered under the terms and conditions of this Contract, or any other Services (analogous, similar, comparable or otherwise) from third parties, including other Category or Subcategory Contractors, or to provide the same to itself. The Contractor shall provide Migration-Out Services until it has completed the obligations of this Section.

   The Contractor's obligation to continue to provide the affected Services shall continue until the earlier of (i) completion of a migration to a new Service provider as provided in this Section, or (ii) eighteen (18) months after the effective date of any termination or expiration. During Migration-Out, the Contractor shall continue to provide Service(s) in a manner consistent with the Contractor's provision and performance of such Service(s) during the period such Service(s) were provided to the State hereunder.

b) Subject to the performance by the State and any subsequent provider of similar Services, the Contractor shall cooperate fully with the State and third parties and shall take all actions requested by the State or as necessary to accomplish a smooth, complete conversion of responsibility for the Services being terminated from the Contractor to the State, or to any replacement provider designated by the State (a "Migration-Out"), with no material interruption of, or adverse impact on, the State in any

way, including on the Services. In the event the State elects to terminate any Service (but not all Services in the aggregate) pursuant to the terms hereof, the Contractor shall perform its Migration-Out obligations hereunder to the extent applicable to the Service or Services being terminated. The Contractor's obligations hereunder regarding the collection and payment to the California Department of Technology of administrative fees shall continue throughout Migration-Out.

c) If the State determines that the Contractor has not complied, or is unlikely to comply, with Migration-Out requirements identified in the Migration-Out Plan, and such non-compliance was a direct result of the Contractor, Subcontractor or supplier, and not due to any third party or situations outside the control of the Contractor, as determined by the State, the State may give written notice to the Contractor of non-compliance. After such notice, the Contractor shall provide to the State all necessary additional Contractor personnel to accelerate performance as may be required or necessary to timely achieve compliance or, if the Contractor has already failed to comply, achieve compliance within a re-adjusted time frame established by the State. The Contractor shall have seven (7) calendar days, or longer if agreed to by the State in writing, to achieve compliance.

d) For each material Migration-Out requirement not completed after the notice of non-compliance period, the State shall be entitled to invoice the Contractor for up to $2,000 per day for each Customer affected by a material deficiency not to exceed $10,000 per day for all deficiencies until the Contractor is in material compliance with the requirements of the Migration-Out Plan. The Contractor may exercise its dispute rights under Section 54 (Disputes), in the event that the Contractor disagrees with the State's application of this Section; however, pending final resolution of any dispute, the Contractor shall diligently proceed without disruption or delay with the performance of the Migration-Out Plan.

e) All Migration-Out Services performed by the Contractor during the conversion shall be performed by the Contractor at no additional cost to the State beyond what the State would pay for the Services.

f) The Contractor shall provide to the State all State data and documentation and other information reasonably requested by the State in connection with the conversion that is sufficient to enable the State, or another reasonably competent Service provider, to fully assume the provision of any terminated Services. Except as the Contractor is otherwise required to retain such data under this Contract or by law, the Contractor shall destroy all copies of Customer data not turned over to the State.

   The Contractor shall export all artifacts and data to the requesting Customer. The State reserves the right to define export data formats, storage media type, locations to which data is to be delivered, and other special criteria deemed necessary for successful Migration-Out.

g) To the extent applicable to the Services provided by the Contractor hereunder, the Contractor shall provide to the State as complete and accurate an inventory as is reasonably practicable and such other information regarding such items as the State reasonably requests and is necessary for Migration-Out of Services.

83. REPORTS, DATA AND INVENTORY

The Contractor shall provide all reports required by this Contract or otherwise requested by the State. Upon the State's request, at intervals and for any reason related to the Contract and Services provided under the Contract, during the Contract Term, the Contractor shall provide to the State all data and documentation and all other information as requested by the State. The export data formats and storage media type will be defined by the State.

84. SUBCONTRACTORS

Unless otherwise specified in the Contract:

Contractor shall not subcontract all or any part of the Service without the prior written consent of the State, which will not be unreasonably withheld; provided, however, that Contractor may subcontract for internal infrastructure support, not specifically for this Contract, without notice to or consent from the State. Each subcontractor will perform only the specific Services described with regard

to such subcontractor in a written request submitted by Contractor to the State when seeking such consent; and no change may be made to the specific Services performed by a particular subcontractor, and no substitution, replacement, or change of subcontractors may be made, without the advance written consent of the State, which will not be unreasonably withheld. All performance of Services by each subcontractor shall at all times be in accordance with the terms and conditions of this Contract. Contractor covenants that its arrangements with subcontractors shall not prohibit or restrict any such subcontractor from, at any time, entering into direct agreements with the State. The State's consent with respect to Contractor's use of a particular proposed subcontractor, shall be given or withheld in writing within Contractor's reasonably requested timeframe, and, if such consent is withheld, the State's notice thereof to Contractor shall set forth the reasons for such withholding of consent. If the State determines in good faith and in a commercially reasonable manner that the performance or conduct of any subcontractor is unsatisfactory, the State may notify Contractor of its determination in writing, indicating the reasons therefore, in which event Contractor shall promptly take all necessary actions to remedy the performance or conduct of such subcontractor or to replace such subcontractor by another third party or by Contractor personnel. Contractor shall be solely and exclusively responsible for supervising the activities and performance of each subcontractor. Contractor and each such subcontractor shall be jointly and severally responsible for any act or omission of such subcontractor engaged to provide Deliverables, requirements, and Services under this Contract. Notwithstanding the fact that a subcontractor may be the party actually performing a particular Service or providing a particular Deliverable hereunder, Contractor shall at all times: (i) constitute the primary obligor for all of Contractor's duties and obligations hereunder; and (ii) be liable and responsible as a principal for the performance of all of the duties and obligations of Contractor hereunder that Contractor may elect to subcontract to any of its subcontractors or to any other third party.

85. GOVERNANCE

Unless otherwise specified in the Statement of Work:

a) Before communicating any interpretation of this Contract that the State or any Customer is or may be in violation or breach of this Contract to any entity receiving, or eligible to receive, Deliverables, requirements, or Services under this Contract, Contractor shall first provide notice of such interpretation to the State.

b) Committees and Meetings. During the Term, representatives of the State and Contractor shall meet periodically or as requested by the State to discuss matters arising under this Contract, including any such meetings provided for the Migration-In Plan. Contractor shall bear its own costs in connection with the attendance and participation in such meetings. Such meetings shall include, at a minimum, the following:

   i. Operations. At least monthly, an operations committee shall meet to review Contractor's performance hereunder and any reports, any planned or expected activities and changes that might impact performance, and such other matters as appropriate.

   ii. Management. At least quarterly, a management committee shall meet to review Contractor's overall performance hereunder and any reports, progress on the resolution of any issues, to provide a strategic perspective for the State's telecommunication requirements, and such other matters as appropriate.

   iii. Executive. At least semi-annually, an executive committee shall meet to review Contractor's overall performance hereunder and the ongoing provision of the Services.

86. SECURITY AND POLICIES

Unless otherwise specified in the Contract:

At all times during the term, in addition to any other requirements in the Contract, and as further delineated in subsequently executed orders, at all times during the Term, Contractor shall provide all Services, use all resources related thereto, and use, operate, support, and maintain any systems, in an appropriately secure manner and in accordance with the State's security requirements, policies, and procedures as communicated, modified,

supplemented, or replaced by the State from time to time, in its sole discretion, by providing Contractor with a written copy of such revised requirements, policies, or procedures reasonably in advance of the date that they are to be implemented and effective ("**Security Policies**").

Contractor shall at all times take all reasonably necessary and appropriate action with regard to the prevention, detection, and elimination, by all appropriate means, of fraud, abuse, and other inappropriate or unauthorized access to and use of systems and the networks involved with the provision or receipt of Services, including the implementation and deployment network management and maintenance applications and tools, the use of appropriate encryption technologies, and other security-related Services. In addition, all Contractor personnel (including personnel of any subcontractors) shall be subject to, and shall at all times conform to, all of the State's policies, procedures, rules, and requirements regarding the protection of premises, materials, equipment, and personnel, as the State shall provide (in writing or electronically) in advance to Contractor. Contractor shall, and shall cause Contractor personnel and subcontractors to, fully comply with and abide by all such Security Policies provided in advance to Contractor at all times during the Term. Any violation or disregard of such Security Policies by an individual shall be cause for denial of access of such individual to the State's property. Contractor shall exercise due care and diligence to prevent any injury to person or damage to property while on the State's premises. The operation of Contractor vehicles or private vehicles of Contractor personnel on the State's property shall conform to posted and other regulations and safe driving practices. Vehicular accidents on the State's property and involving Contractor personnel shall be reported promptly to the appropriate State personnel. Contractor shall, and shall cause Contractor personnel and subcontractors, to not exceed (or attempt to exceed) the level of authorized access, if any, to any networks, computer or electronic data storage systems of the State that may be granted during the Term for purposes only of performing the Services hereunder.

87. DOCUMENTATION

Contractor agrees to provide to the State, at no charge, all Documentation

described within the Statement of Work, and updated versions thereof, which are necessary or useful to the State in its use of the Services, Equipment or Software provided hereunder, including any marketing information. Contractor agrees to provide additional Documentation at prices not in excess of charges made by Contractor to its other customers for similar Documentation.

88. RIGHTS IN WORK PRODUCT

a) All inventions, discoveries, intellectual property, technical communications and records originated or prepared by Contractor pursuant to this Contract including papers, reports, charts, computer programs, and other Documentation or improvements thereto, and including Contractor's administrative communications and records relating to this Contract (collectively, the "Work Product"), shall be Contractor's exclusive property. The provisions of this subsection may be revised in a Statement of Work.

b) Software and other materials developed or otherwise obtained by or for Contractor or its Affiliates independently of this Contract or applicable purchase order ("Pre-Existing Materials") does not constitute Work Product. If Contractor creates derivative works of Pre-Existing Materials, the elements of such derivative works created pursuant to this Contract constitute Work Product, but other original elements of Pre-Existing Materials do not. Nothing in this Section will be construed to interfere with Contractor's or it's Affiliates' ownership of Pre-Existing Materials.

c) The State will have Government Purpose Rights to the Work Product as Deliverable or delivered to the State hereunder. "Government Purpose Rights" are the unlimited, irrevocable, worldwide, perpetual, royalty-free, non-exclusive rights and licenses to use, modify, reproduce, perform, release, display, create derivative works from, and disclose the Work Product. "Government Purpose Rights" also include the right to release or disclose the Work Product outside the State for any State government purpose and to authorize recipients to use, modify, reproduce, perform, release, display, create derivative works from, and disclose the Work Product for any State government purpose. Such recipients of the Work

Product may include, without limitation, State Contractors, California local governments, the U.S. federal government, and the State and local governments of other states. "Government Purpose Rights" do not include any rights to use, modify, reproduce, perform, release, display, create derivative works from, or disclose the Work Product for any commercial purpose.

d) The ideas, concepts, know-how, or techniques relating to data processing, developed during the course of this Contract by Contractor or jointly by Contractor and the State may be used by either party without obligation of notice or accounting.

This Contract shall not preclude Contractor from developing materials outside this Contract that are competitive, irrespective of their similarity to materials which might be delivered to the State pursuant to this Contract.

89. ELECTRONIC WASTE RECYCLING ACT OF 2003

Contractor certifies that it complies with the applicable requirements of the Electronic Waste Recycling Act of 2003, Chapter 8.5, Part 3 of Division 30, commencing with Section 42460 of the Public Resources Code. Contractor shall maintain documentation and provide reasonable access to its records and documents that evidence compliance.

90. USE TAX COLLECTION

In accordance with PCC Section 10295.1, Contractor certifies that it complies with the requirements of Section 7101 of the Revenue and Taxation Code. Contractor further certifies that it will immediately advise State of any change in its retailer's seller's permit or certification of registration or applicable affiliate's seller's permit or certificate of registration as described in subdivision (a) of PCC Section 10295.1.

91. EXPATRIATE CORPORATIONS

Contractor hereby declares that it is not an expatriate corporation or subsidiary of an expatriate corporation within the meaning of PCC Sections 10286 and

10286.1, and is eligible to contract with the State.

92. DOMESTIC PARTNERS

For contracts over $100,000 executed or amended after January 1, 2007, the contractor certifies that the contractor is in compliance with Public Contract Code Section 10295.3.

93. PRIORITY HIRING

If this Contract includes Services in excess of $200,000, Contractor shall give priority consideration in filling vacancies in positions funded by the Contract to qualified recipients of aid under Welfare and Institutions Code Section 11200 in accordance with Public Contract Code Section 10353.

INVITATION FOR BID

IFB C4CVD18

FOR

CATEGORY 19
CALNET CELLULAR VOICE AND DATA SERVICES

SUBCATEGORY 19.1 CELLULAR BUSINESS SERVICES
SUBCATEGORY 19.2 FIRST RESPONDERS CELLULAR SERVICES

APPENDIX A

GLOSSARY

October 29, 2018

Addendum 1

Issued by:
STATE OF CALIFORNIA
California Department of Technology
Statewide Technology Procurement
PO Box 1810
Rancho Cordova, CA 95741

Disclaimer: The original PDF version and any subsequent addendums of the IFB released by the Procurement Official of this Bid remain the official version. In the event of any inconsistency between the Bidder's versions, articles, attachments, specifications or provisions which constitute the Contract, the official State version of the IFB in its entirety shall take precedence.

INTENTIONAL BLANK PAGE

APPENDIX A – GLOSSARY

The following words and phrases, when used in the IFB, Statement of Work (SOW) or the Contract, shall have the indicated meanings. (Terms capitalized within a particular definition are defined elsewhere within the IFB, Statement of Work or the Contract.)

"24x7x365" shall mean 24 hours per day, 7 days a week 365 days a year.

"3G" shall mean the 3rd generation of mobile communications as defined by the International Mobile Telecommunications Union (ITU) in the IMT-2000 specifications.

"4G" shall mean the 4th generation of mobile communications as defined by the International Mobile Telecommunications (ITU) in the IMT-Advanced specifications.

"ACCEPTANCE DATE" shall mean the date specified in the Statement of Work by which the State must have fully functional services.

"ADJUSTMENTS" shall mean credits or debits on an account or invoice to correct previous billing, including Service Level Agreements (SLAs) credits.

"AFFILIATE" shall mean any Entity, employees, directors, partners, joint venture participants, parent corporations, subsidiaries, or any other person that, directly or indirectly, controls, is controlled by, or is under common control of the Contractor, whether through ownership of more than fifty percent (50%) of the voting securities, by contract, managing authority or otherwise.

"BAN" shall mean a unique Billing Account Number used to designate a Customer.

"BID" shall mean an offer made in response to the IFB to perform a contract for services and/or features described in the IFB in accordance with the terms and conditions provided in the Contract.

"BIDDER" shall mean a supplier who submits a Bid to the State in response to the IFB.

"BTN" shall mean a specific Billing Telephone Number recorded by the switch on a Call Detail Record identifying the party to be billed for the call.

"BUSINESS DAY" shall mean 7:00 a.m. to 6:00 p.m. Pacific Time, Monday through Friday, excluding State observed holidays.

"CALL DETAIL RECORD" shall mean usage information related to a telephone call or communication session. This information identifies the origination and destination address of the call, time of day the call was connected, added toll charges through other networks, and duration of the call.

"CALNET CMO" shall mean the CALNET Contract Management and Oversight office.

"CAT" shall mean a type of Catastrophic Outage.

"CATEGORY" shall mean the CALNET Category number from which the Service has been procured. This is not the procurement contract number.

"COMMERCIALLY AVAILABLE AREA" shall mean the geographic area in which the Contractor currently offers or provides the specific service to the public or any government organization.

"CONTRACT" shall mean the State of California Standard Agreement, the SOW and the Bidder's Proposal to the IFB together incorporating all attachments thereto (including any terms and conditions), documents incorporated therein by reference, any purchase order, and all regulatory filings made pursuant thereto for the applicable services. The term "Contract" shall have the same meaning as "Agreement" and "IFB C4CVD18" and the terms shall be used interchangeably.

"CONTRACT AWARD" shall mean the award of the Contract resulting from IFB C4CVD18.

"CONTRACT TERM" shall mean the time span beginning with the Contract Award and ending with the termination of the Contract, including Contract extensions when executed by the State.

"CONTRACTOR" shall have the meaning given in Section 1, Definitions, of the General Provisions - CALNET.

"CONTRACTOR CODE" shall mean the unique identifier for the Contractor as provided by CALNET CMO.

"CONVERSION" shall mean Transition and Migration as described herein.

"CUSTOMER" shall mean any authorized Entity (or PSE in Subcategory 19.2) that is utilizing services and/or features from the Contract.

"CUSTOMER ACCEPTANCE" shall mean acknowledgement by the authorized Customer that the service is one-hundred percent (100%) operational for use as documented by the Customer or the Contractor. If there is a discrepancy between the Customer's acceptance date and the Contractor's acceptance date, the Customer's acceptance date shall prevail.

"CUSTOMER CODE" shall mean the unique code for each Customer that is up to six (6) characters long.

"CUSTOMER IDENTIFIERS" (or "CUSTOMER ID") shall mean the unique identifier for the Customer as provided by the CALNET CMO.

"CUSTOMER NAME" Shall mean the Customer name as identified and provided by the CALNET CMO.

"DELIVERABLES" shall have the meaning given it in Section 1, Definitions, of the General Provisions - CALNET.

"DELIVERY DATES" shall mean the standard interval and negotiated dates specified by the State or the Customer for the delivery of services and/or features by the Contractor.

"DUE DATE" shall mean the actual date the Contractor and the Customer mutually agree service order will be completed in accordance with Provisioning SLA sections in each Subcategory SOW Technical Requirements solicitation.

"END-USER" shall mean an individual within an Entity that is receiving services and/or features provided under the Contract.

"ENTITY" (or "ENTITIES") shall mean a tax supported public organization(s) empowered to expend public funds to purchase services and/or features from the Contract.

"EQUIPMENT" shall mean any device, hardware or component used to provide functionality of the service.

"FEATURE NAME" shall mean the Feature Name in the Statement of Work, the Catalog A, and the Cost Worksheets.

"FORM 20" shall mean the State's Form 20 (also referred to as STD. 20 or Form STD. 20).

"IFB" shall have the meaning given in Section 1, Definitions, of the General Provisions - CALNET.

"IN-HAND" shall mean the device is in the End-User's physical possession.

"INDIVIDUAL PRICE REDUCTIONS" or **"IPR"** shall mean the reduction in the pricing of services provided to an individual Customer pursuant to the methodology described in the IFB.

"INVOICE DATE" shall mean the date the invoice was issued by the Contractor.

"PRODUCT IDENTIFIER" or **"PRODUCT ID"** shall mean a unique Contractor-defined code specific to the service (plan, Equipment, or accessory) as included in the Service Catalogs. If a bundled set of features are offered together at a single price as an Unsolicited Item, a unique Product ID shall be assigned to represent the bundle.

"PROVISIONING" shall mean the act of the Contractor providing new service or service moves, adds, changes, and deletes.

"PSE USER" shall mean Primary Users and/or Extended Primary Users.

"REQUIREMENT" shall mean the business, technical, and administrative specifications and Deliverables established by the State throughout the IFB.

"RESTORAL" shall mean the return of the service to the original, normal, fully functional, or unimpaired condition.

"SCOPE OF WORK" shall mean description of work as mutually agreed upon by the Contractor and the Customer that is included as an attachment to Service Requests.

"SERVICE MONTH" shall mean the calendar month the service, Equipment and/or feature is provided or moved, added, changed, or deleted.

"SERVICE REQUEST" shall mean the document used to order (also includes moves, adds, changes or deletes) CALNET Cellular Services such as a Form 20, STD. 65 or other Entity authorized procurement document.

"SIM Card" (Subscriber Identification Module) shall mean an integrated circuit used to identify and authenticate subscribers on mobile devices.

"SLA" shall mean the name of Service Level Agreement. The Contractor shall provide the SLA name as it appears in the Subcategory solicitation when the trouble ticket failure qualified for and Contractor applied rights and remedies under the named SLA.

"SLA APPLIED" shall mean a "Yes" or "No" indicating if individual Provisioning SLA applies.

"SLA REPORT PERIOD" shall mean the month and year the SLA is reported.

"SR DATE" shall mean the date the Service Request for the service/feature move, add, change, or delete was submitted.

“SR NUMBER” shall mean the Entity’s Service Request number as provided on the Telecommunications Service Request.

“STATE” shall have the meaning given it in Section 1, Definitions, of the General Provisions – CALNET.

“STATEMENT OF WORK” or “SOW” shall mean the Requirements contained in the CALNET Cellular Services solicitation documentation (i.e. IFB) and the Bidder’s response to meet the program Requirements in the solicitation as stated/offered in the Bidder’s proposal.

“SUBCONTRACTOR” shall mean any party that is contracting with the Contractor to perform/provide services and/or features on behalf of the Contractor.

“TERM” shall have the meaning given it in Section 85, Offer; Term, of the General Provisions - CALNET.

“TOTAL MONTHLY RECURRING CHARGE” or **“TMRC”** shall mean the monthly recurring charges for the transport and service including all feature charges that comprise the total monthly reoccurring cost per service.

“TOTAL SLA CREDITS” shall mean the total amount being credited to the Customer.

“TRANSITION” shall mean as described in the SOW Business Requirements, Section C.9.1.1

“TRANSITION-IN PLAN” shall mean as described in the SOW Business Requirements, section C.9.1.2

“USAGE CHARGES” shall mean charges for services that are billed on a per-use basis linked to a Product Identifier.

“WTN” shall mean the Working Telephone Number or End-User telephone number.

FIRST INVITATION FOR BID

IFB C4CVD18

FOR

CATEGORY 19

CALNET CELLULAR VOICE AND DATA SERVICES

SUBCATEGORY 19.1 CELLULAR BUSINESS SERVICES

SUBCATEGORY 19.2 FIRST RESPONDERS CELLULAR SERVICES

STATEMENT OF WORK

SUPPLEMENTAL BUSINESS REQUIREMENTS

February 20, 2019

Addendum 6

Issued by:

STATE OF CALIFORNIA

California Department of Technology

Statewide Technology Procurement
PO Box 1810
Rancho Cordova, CA 95741

Disclaimer: The original PDF version and any subsequent addendums of the IFB released by the Procurement Official of this Bid remain the official version. In the event of any inconsistency between the Bidder's versions, articles, attachments, specifications or provisions which constitute the Contract, the official State version of the IFB in its entirety shall take precedence.

INTENTIONAL BLANK PAGE

SUBCATEGORY 19.2 SUPPLEMENTAL SOW BUSINESS REQUIREMENTS

TABLE OF CONTENTS

S.1 OVERVIEW (M) 1
S.1.1 BIDDER RESPONSE REQUIREMENTS (M) 1
S.1.2 DESIGNATION OF REQUIREMENTS (M) 1
S.1.3 FIRST RESPONDER PROGRAM MANAGER 2
S.1.4 EMERGENCY ORDERS 2
S.1.5 CUSTOMER VERIFICATION (M) 2
S.1.6 LIABILITY FOR NON-AUTHORIZED PURCHASES (M) 3
S.1.7 EMERGENCY ORDER RECEIPT ACKNOWLEDGEMENT 3
S.1.8 OUT OF STOCK NOTIFICATION - NON-EMERGENCY 3
S.1.9 UNFILLED ORDERS - NON-EMERGENCY 3
S.1.10 SERVICE ACTIVATION NON-EMERGENCY 4
S.1.10.1 New Customer – New Equipment 4
S.1.10.2 Existing Customer - Replacement/Upgrade Equipment 4
S.1.11 SERVICE ACTIVATION - EMERGENCY 4
S.1.12 DELIVERY TIMEFRAME - NON-EMERGENCY 4
S.1.13 FREIGHT- DAMAGED OR DEFECTIVE ITEMS - NON-EMERGENCY 5
S.1.14 ITEMS SHIPPED IN ERROR 5
S.1.15 MANAGED PROJECT WORK 5
S.1.15.1 Managed Project Work General Requirements 6
S.1.15.2 Managed Project Minimum Reporting Requirements 6
S.1.16 CONTRACT PROGRAM MANAGEMENT PERFORMANCE 7
S.1.17 CUSTOMER SUPPORT AVAILABILITY 8
S.1.18 TROUBLE TICKET REPORTING PROCESS 8
S.1.19 SERVICE LEVEL AGREEMENT (SLA) REPORTS 9
S.1.20 SLA CREDIT REPORT FIELDS 9
S.1.21 SLA INVOICE ADJUSTMENTS 10

SUBCATEGORY 19.2 SUPPLEMENTAL SOW BUSINESS REQUIREMENTS

S.1 OVERVIEW (M)

This Section of IFB C4CVD18 provides the State's solicitation for the Supplemental SOW Business Requirements associated with the SOW Technical Requirements described in Subcategory 19.2, First Responder Cellular Services.

The Requirements provided in this Supplemental SOW Business Requirements are in addition to the Requirements provided in the SOW Business Requirements for Bidders responding to Subcategory 19.2. Only Bidders responding to Subcategory 19.2 are required to respond to these Supplemental SOW Business Requirements.

S.1.1 BIDDER RESPONSE REQUIREMENTS (M)

Throughout this IFB C4CVD18, the Bidder is required to acknowledge acceptance of the Requirements described herein by responding to one (1) of the following:

1. Example A (for Requirements that require confirmation that the Bidder understands and accepts the Requirement):

Bidder understands the Requirement and shall meet or exceed it? Yes_____ No_____

Or,

2. Example B (for Requirements that require a Bidder's description):

Bidder understands the Requirements in the Section above and shall meet or exceed them? Yes_____ No_____

S.1.2 DESIGNATION OF REQUIREMENTS (M)

All Supplemental SOW Business Requirements specified in this Section are Mandatory and must be responded to as identified in this IFB C4CVD18, Part 1, Section 3.3.2.1, *SOW Mandatory Business Requirements* and Section 3.3.2.2, *SOW Technical Requirements* by the Bidder. The Customers will have the option whether or not to order services or features included in the Contract.

Costs associated with these Supplemental SOW Business Requirements shall be included in the prices provided by the Bidder for the individual items included in the Cost Worksheets. Items not listed in the Cost Worksheets will not be billable by the Contractor.

S.1.3 FIRST RESPONDER PROGRAM MANAGER

The Contractor shall provide a Program Manager (PM) to Cal OES as a primary point of contact that will ensure the Contractor performs technical responsibilities and other contractual compliance commitments pertaining to the functionality or operations of the services. The Contractor must notify Cal OES when a change to the Program Manager is made within five (5) calendar days of change.

To comply with Contract Requirements, PM responsibilities shall include:

1. Ensuring the Contractor responds to Cal OES' requests and/or directions regarding Contract issues;
2. Responding through written communication within five (5) calendar days to Cal OES' written requests;
3. Acting as a point of escalation for all technical and operational issues;
4. Attending scheduled Cal OES meetings either in person or remotely in order to address all technical and operational issues. The Contractor's remote attendance shall be at Cal OES' discretion;
5. Ensuring the Contractor provides Cal OES with written notice of regulatory changes that impact the Provisioning of Contract services; and,

Upon Cal OES written requests, Contractor shall provide Contract-required and/or supplemental information within ten (10) calendar days.

Bidder understands the Requirement and shall meet or exceed it? Yes_____ No_____

S.1.4 EMERGENCY ORDERS

In the event of an emergency (as defined in Public Contract Code Section 1102), the Contractor shall accept all orders from authorized PSEs during the emergency event.

Bidder understands the Requirement and shall meet or exceed it? Yes_____ No_____

S.1.5 CUSTOMER VERIFICATION (M)

All Customers must be a qualified PSE as approved by Cal OES. It is the Contractor's responsibility to authenticate the PSE eligibility to utilize this Contract, and the Contractor shall restrict use solely to authorized users.

The Contractor shall verify the Customer's authority to order services by verifying the information contained in the CALNET Application Management Systems (CAMS) for each Service Request for:

1. State PSE Customers - identified as a Chief Agency Telecommunications Representative (CATR) or an Agency Telecommunications Representative (ATR); or,

2. Non-State PSE Customers - identified by a fully executed Authorization to Order (ATO); (IFB C4CVD18 Appendix D, Authorization to Order – Subcategory 19.2);

Or,

The Contractor shall verify the Customer's authority to order services by verifying the information with Cal OES for other users eligible to use this Contract not listed above in this Section.

Bidder understands the Requirement and shall meet or exceed it? Yes_____ No_____

S.1.6 LIABILITY FOR NON-AUTHORIZED PURCHASES (M)

The Contractor shall assume liability for costs incurred as a result of accepting an order from an unauthorized Customer.

Bidder understands the Requirement and shall meet or exceed it? Yes_____ No_____

S.1.7 EMERGENCY ORDER RECEIPT ACKNOWLEDGEMENT

The Contractor shall provide the Customer with an order acknowledgement within four (4) hours of receipt of PSE Service Request.

Bidder understands the Requirement and shall meet or exceed it? Yes_____ No_____

S.1.8 OUT OF STOCK NOTIFICATION - NON-EMERGENCY

The Contractor shall notify the PSE Customer if an item is out of stock within 24 hours after PSE Customer order is received.

The Contractor shall offer an equivalent substitute, and the Customer shall have the option of accepting or cancelling the item from the order. If the Customer opts for substitution, the Contractor must provide the Equipment to the Customer within the same delivery timeframes of the original order and at no additional cost.

Under no circumstance is the Contractor to make unauthorized substitutions.

Bidder understands the Requirement and shall meet or exceed it? Yes_____ No_____

S.1.9 UNFILLED ORDERS - NON-EMERGENCY

The Contractor shall inform the Customer in writing of the available date of unfilled and partial shipment orders within 24 hours of order acknowledgement. The PSE may accept the partial shipment if the delivery of the remaining goods are assured by the Contractor. Unfilled orders and partial shipments shall be indicated on the packing list.

Bidder understands the Requirement and shall meet or exceed it? Yes_____ No_____

S.1.10 SERVICE ACTIVATION NON-EMERGENCY

S.1.10.1 New Customer – New Equipment

The Contractor shall ship Equipment inactive and ready for activation within five (5) Business Days of receipt of PSE Service Request (delivery timeframe determined by the PSE Customer).

Activations that include number portability shall be completed at time of Customer request.

Bidder understands the Requirement and shall meet or exceed it? Yes_____ No_____

S.1.10.2 Existing Customer - Replacement/Upgrade Equipment

For existing Subscribers, the Contractor shall ship replacement Equipment inactive, unless specified otherwise on the purchase document within five (5) Business Days, of receipt of PSE Service Request (delivery timeframe determined by the PSE Customer). The Contractor shall comply with Customer requests for an activation period for new Equipment.

Bidder understands the Requirement and shall meet or exceed it? Yes_____ No_____

S.1.11 SERVICE ACTIVATION - EMERGENCY

Upon Contract Award, the Contractor shall describe the process that is required to activate service for emergency purposes. In the event of an emergency as defined in Public Contract Code Section 1102, the Contractor must provide the ability to activate In-Hand Equipment with service within four (4) hours after request from an authorized PSE.

Bidder understands the Requirement and shall meet or exceed it? Yes_____ No_____

S.1.12 DELIVERY TIMEFRAME - NON-EMERGENCY

The Contractor must complete delivery of in-stock products within the timeframe specified by the authorized PSE Customer at time of order, or within a maximum of three (3) Business Days.

For out of stock item refer to Section S.1.8, *Out of Stock Notification - Non-Emergency*.

Bidder understands the Requirement and shall meet or exceed it? Yes_____ No_____

S.1.13 FREIGHT- DAMAGED OR DEFECTIVE ITEMS - NON-EMERGENCY

The Contractor shall provide applicable credit and/or replacement for freight-damaged or defective items and replace the items within 24 hours after notification by the Customer. The Contractor will be responsible for the credit and or replacement of any freight-damaged or defective products at time of delivery. The Contractor shall not require the Customer to deal directly with the manufacturer. Additionally the Contractor shall provide the Customer with a prepaid return label or prepaid self-addressed container suitable for the item's return within five (5) Business Days of the Customer notification

Bidder understands the Requirement and shall meet or exceed it? Yes_____ No_____

S.1.14 ITEMS SHIPPED IN ERROR

The Customer will notify the Contractor of a Contractor's error in shipment.

The Contractor must accept returns of items shipped in error and credit the Customer as applicable.

Within 24 hours of an authorized PSE notification of error, the Contractor shall ship the correct item(s). Delivery of correct items will be at no cost to the Customer.

The Contractor shall provide the Customer with a prepaid return label or prepaid self-addressed container suitable for returning the item within 24 hours of Customer notification.

Bidder understands the Requirement and shall meet or exceed it? Yes_____ No_____

S.1.15 MANAGED PROJECT WORK

Managed Projects shall be initiated by the Contractor in situations where Provisioning and implementation of Subcategory 19.2 services exceed the requirements for routine provisioning service intervals. Managed Projects are either large, more complex in scope, or of a unique or specific nature.

Managed Projects include any of the following conditions:

1. Customer Service Requests exceeding 250 devices;
2. Major transition, migration/consolidation; and,
3. Specific implementation of service functionality, build out, construction, or network augmentation as mutually agreed upon by the Contractor and Cal OES.

Bidder understands the Requirement and shall meet or exceed it? Yes_____ No_____

S.1.15.1 Managed Project Work General Requirements

Upon determination that a Managed Project is required, the Contractor shall:

1. Assign a Project Manager to work and coordinate directly with the Customer or Cal OES. Cal OES may represent the State as the "Customer" for project conditions identified above in S.1.15;
2. Respond to the Customer to obtain additional preliminary information regarding the project within one (1) Business Day after receipt of the Customer service request;
3. Require the Contractor's Project Manager to meet with all stakeholders (e.g., Contractor, Customer) within five (5) Business Days of receipt of the Customer service request or notification of projects as listed above to clarify their understanding of the project scope and identify the information needed to establish due dates and a project schedule; and,
4. Provide a project "Scope of Work" to the Customer no more than ten (10) Business Days following receipt of Customer's approved service request or notification of projects as listed above. The Scope of Work shall include at a minimum:
    a. General project summary;
    b. Definition of each project task(s);
    c. Project schedule of identified tasks or milestones with start and completion dates. Each project tasks or milestones date shall be mutually agreed upon by the Contractor and Customer. The schedule will also include a Contractor and Customer mutually agreed to completion date that indicates the end of the project;
    d. Contractual service elements (planning, applicable design, engineering, testing, termination, installation and Customer Service End-User training);
    e. Project deliverables with Contractor and Customer mutually agreed upon completion dates;
    f. Acceptance criteria or process; and,
    g. Customer required activity to prepare site for service installation.

Bidder understands the Requirement and shall meet or exceed it? Yes_____ No_____

S.1.15.2 Managed Project Minimum Reporting Requirements

1. Contractor shall develop, maintain, and update all project documents, and distribute to the Customer.

2. Contractor's Project Manager shall provide the Customer status reports that are updated at intervals agreed upon between the Customer and the Contractor. The status reports shall include at a minimum:
   a. Project Name;
   b. Status of major milestones; and,
   c. An updated project schedule that clearly depicts progress to date.

Bidder understands the Requirement and shall meet or exceed it? Yes_____ No_____

S.1.16 CONTRACT PROGRAM MANAGEMENT PERFORMANCE

The following Subcategory 19.2 contract program management performance deficiencies and charges shall be applied in accordance to Business Requirements Section C.2.3, *Contract Program Management Performance*.

Table S.1.16 below describes the deficiency and charges for Contractor's performance.

Table S.1.16, Contract Program Management Performance Deficiencies and Charges

	Deficiency	Charges
1.	Contractor fails to perform the technical responsibilities and contractual compliance commitments defined in First Responder Program Manager (Section S.1.3)	Up to $500 per Service Request. Charges shall occur on a single per Service Request basis and shall not incur as a per monthly charge. If a Service and/or Equipment has been identified and is in the cure process, no additional instances shall result in additional charges.
2.	Contractor fails to meet the Managed Project scheduled tasks, milestones, deliverables, or project completion dates as negotiated by the Customer (Section S.1.15.1 item 4).	Up to $5,000 per missed completion date and $500 per day thereafter until the Contractor is compliant with the mutually agreed to completion date.

Table S.1.16, Contract Program Management Performance Deficiencies and Charges		
	Deficiency	**Charges**
3.	Contractor sells services or equipment to an entity not authorized by the State. (Section S.1.5 Customer Verification). This performance deficiency will not apply to eligible PSEs procuring Subcategory 19.2 services and equipment in response to an emergency event (as defined in Public Contract Code Section 1102) prior to completing all authorizing documents (Appendix D, Authorization to Order for Subcategory 19.2).	Up to $500 per Service Request. Charges shall occur on a single per Service Request basis and shall not incur as a per monthly charge.

Bidder understands the Requirement and shall meet or exceed it? Yes_____ No_____

S.1.17 CUSTOMER SUPPORT AVAILABILITY

Customer support shall be available 24x7x365 for PSE and their Authorized Users. Support staff must respond to any Customer service request within four (4) hours of notice.

Bidder understands the Requirement and shall meet or exceed it? Yes_____ No_____

S.1.18 TROUBLE TICKET REPORTING PROCESS

Within 30 calendar days of Contract Award, the Contractor shall provide CALNET CMO with a process describing how the Customer reports service issues and opens trouble tickets for the services provided by the Contractor. If the Contractor provides an online trouble ticket reporting tool then details should be included in the process. The process shall include:

1. How the Customer reports an issue and opens a trouble ticket;
2. How the Customer shall inquire about status of service issues;
3. Toll-free number for Customers to report issues 24x7x365, except for established maintenance windows; and,
4. How them Contractor will provide each Customer department access to the complete trouble ticket data for 12 months after the trouble ticket has been closed. When requested by the Customer or CALNET CMO, the Contractor has up to ten (10) days to provide trouble ticket data to requestor. Data shall be provided as a report unless the Customer requests a different format.

The Contractor shall be responsible for partitioning all CALNET service issues by Customer. The Customers shall have access only to their department's trouble tickets. The level of access shall be determined by the Customer department management.

The Contractor shall provide CALNET CMO access to view all Customer trouble tickets.

Bidder understands the Requirement and shall meet or exceed it? Yes_____ No_____

S.1.19 SERVICE LEVEL AGREEMENT (SLA) REPORTS

The Contractor shall provide CALNET CMO with data necessary to perform SLA compliance oversight in the form of SLA reports. The Contractor shall provide reports and address the SLA reports issues in accordance with the Service Level Agreements detailed in the SOW Technical Requirements of this IFB.

The Contractor shall provide an electronic copy of SLA Reports in Microsoft Excel or as text files, as directed by CALNET CMO, on a quarterly basis. The CALNET CMO shall approve all final report formats and no changes shall be made to the data fields, format or headings without prior written consent of CALNET CMO. The data fields listed in Section S.1.20, *SLA Credit Report Fields* shall follow the format and definitions as specified below. The Contractor shall make SLA Report data 100% accessible to CALNET CMO for a minimum of one (1) year.

The Contractor shall provide network statistics or other applicable data to be used by Cal OES and CALNET CMO to validate catastrophic outage SLA compliance, upon CALNET CMO request.

The SLA Credit Report shall include all credits for Subcategory 19.2 for failure to meet the committed objective for applicable SLA.

The report shall follow detailed format and file specifications as identified below.

Bidder understands the Requirement and shall meet or exceed it? Yes_____ No_____

S.1.20 SLA CREDIT REPORT FIELDS

Table S.1.20 SLA Credit Report Fields

Field Order	Data Field Name	Pop	Max Field Length	Data Type and Format
1	Reporting Period	R	21	Text Ex: 04/01/2018 - 04/30/2018
2	Contractor ID	R	10	Text Varies, 10 char max

Table S.1.20 SLA Credit Report Fields				
Field Order	Data Field Name	Pop	Max Field Length	Data Type and Format
3	SR Number	A	100	Varies, 100 char max
4	Service ID	R	100	Text Varies, 100 char max
5	WTN	R	10	Telephone Number (XXX) XXX-XXXX
6	Customer Code	R	6	Numeric <XXXXX> Where <XXXXX> is a Number and leading zeros are not required
7	Customer Name	R	250	Text Varies, 250 char max
8	SLA	R	100	Text Varies, 100 char max
9	Total SLA Credits	R	20, 2	Numeric (M, D) Where <M> is the maximum number of digits (20) And <D> is the maximum number of digits to the right of the decimal point (2).

Bidder understands the Requirement and shall meet or exceed it? Yes_____ No_____

S.1.21 SLA INVOICE ADJUSTMENTS

The Contractor shall post and identify Adjustments on invoices (i.e. credits, debits, or SLAs). Provide applicable cross referencing information and/or Product Identifier to correct previous month(s) billing.

Bidder understands the Requirement and shall meet or exceed it? Yes_____ No_____

INVITATION FOR BID

IFB C4CVD18

FOR

CATEGORY 19
CALNET CELLULAR VOICE AND DATA SERVICES

SUBCATEGORY 19.1 CELLULAR BUSINESS SERVICES
SUBCATEGORY 19.2 FIRST RESPONDERS CELLULAR SERVICES

PART 1 – GENERAL INSTRUCTIONS

Addendum 6

April 4, 2019

Issued by:
STATE OF CALIFORNIA
California Department of Technology
Statewide Technology Procurement
PO Box 1810
Rancho Cordova, CA 95741

Disclaimer: The original PDF version and any subsequent addendums of the IFB released by the Procurement Official of this Bid remain the official version. In the event of any inconsistency between the Bidder's versions, articles, attachments, specifications or provisions which constitute the Contract, the official State version of the IFB in its entirety shall take precedence.

INTENTIONAL BLANK PAGE

TABLE OF CONTENTS

PART 1 GENERAL INSTRUCTIONS 1

1 INTRODUCTION 2

1.1 PRE-QUALIFIED VENDOR APPLICATION 2

1.2 CONTRACT TERM 4

1.2.1 ELECTED OPEN PERIOD 4

1.3 BACKGROUND 4

1.4 CURRENT AND PROPOSED ENVIRONMENT 5

2 BIDDING INSTRUCTIONS 6

2.1 COMMUNICATIONS AND CONTACTS 6

2.1.1 Procurement Official 6

2.1.2 Questions Regarding the Solicitation Document 6

2.1.3 Request for Changes to the Solicitation Document 7

2.1.4 Intent to Bid 7

2.2 KEY ACTION DATES 8

2.3 ADMINISTRATIVE REQUIREMENTS 8

2.3.1 Incorporation of eVAQ Requirements and General Provisions (M) 9

2.3.2 Confidentiality Statement (M) 9

2.3.3 Ability to Perform (M) 9

2.3.4 Contractor Responsibility (M) 10

2.3.5 Cover Letter (M) 10

2.3.6 STD 213, Standard Agreement Sample (M) 10

2.3.7 Subcontractors (M) 11

2.3.8 Bidding Preference and Incentive Declaration (M) 12

2.3.9 Small Business Preference (O) 12

2.3.10 Non-Small Business Subcontractor Preference (O) 13

2.3.11 DVBE Program and Incentive (O) 13

2.3.12 Commercially Useful Function (O) 14

2.3.13 Target Area Contract Preference (O) 15

2.3.14 Declaration Forms (M) 16
2.3.15 Phase 3 Customer Orders (M) 16
2.3.16 Phase 3 Performance Bond Notice (M) 16
2.3.17 Federal Universal Service Fund (M) 17
2.3.18 Amendment (M) 17
2.3.19 Availability (M) 17
2.3.20 Glossary (M) 17
2.3.21 Individual Price Reduction Notification (M) 17
2.3.22 Authorization to Order (M) 18
2.4 BIDDING RULES 18
2.4.1 Rules Governing Competitive Bidding 18
2.4.2 Identification and Classification of Requirements 18
2.4.3 Irrevocable Offer 18
2.4.4 IFB C4CVD18 Documents 19
2.4.5 Examination of the Work 19
2.4.6 Negotiations 19
2.4.7 Addenda 19
2.4.8 Financial Stability 20
2.4.9 Joint Bids 20
2.4.10 Confidentiality 20
2.4.11 Bidder's Cost 20
2.4.12 False or Misleading Statements 20
2.4.13 Withdrawal and Resubmission of Bids 21
2.4.14 Rejection of Bids 21
2.4.15 Bidder Representatives 21
3 FORMAT AND SUBMISSION REQUIREMENTS 22
3.1 SUBMISSION REQUIREMENTS 22
3.1.1 Date, Time and Address of Submittals 22
3.1.2 Packaging and Labeling 22
3.1.3 Formatting 23
3.1.3.1 Specific Formatting by Volume 24

3.2 DRAFT BIDS (MANDATORY) 25
3.2.1 Confidential Discussions Following Draft Bids 25
3.3 FINAL BIDS 26
3.3.1 Organization of Submission 26
3.3.1.1 Volume 1 – Response to Common Administrative Requirements (hard and soft copy) 26
3.3.1.2 Volume 2 – Response to Unique Subcategory Requirements (soft copy CD/DVD only) 27
3.3.1.3 Volume 3 – Cost Information (soft copy CD/DVD only) – Final Bids Only 27
3.3.2 Specific Instructions for Bid Submissions 28
3.3.2.1 SOW Mandatory Business Requirements 28
3.3.2.2 SOW Mandatory Technical Requirements 28
3.3.2.3 Unsolicited Offerings 31
3.3.2.4 Catalog A (without Costs) – Draft Bids Only 32
3.3.2.5 SOW Supporting Literature 33
3.3.2.6 Cost Worksheet Information 33
3.3.2.7 Catalog A (with Costs) – Final Bids Only 38
3.3.2.8 Bid Submission Checklist 40
3.4 BEST AND FINAL OFFERS 40
4 BID EVALUATION 41
4.1 EVALUATION PROCEDURES 42
4.1.1 Evaluation Questions 42
4.1.2 Review of Draft Bids 42
4.1.3 Errors in the Final Bid 43
4.2 EVALUATION OF FINAL BIDS 44
4.2.1 Receipt and Validation of Documentation 44
4.2.2 Evaluation of Required Information (Pass/Fail) 45
4.2.2.1 Administrative Requirements Evaluation (Pass/Fail) 45
4.2.2.2 SOW Business Requirements Evaluation (Pass/Fail) 45
4.2.2.3 SOW Technical Requirements Evaluation (Pass/Fail) 46
4.2.3 Unsolicited Items Technical Evaluation 46
4.2.4 Scoring of SOW Business and Technical Requirements 47
4.2.4.1 Mandatory (pass/fail) SOW Business and Technical Requirements 47
4.2.4.2 Mandatory Scorable (M-S) SOW Technical Requirements 47

4.2.4.3 Earned DVBE Incentive Points 49
4.2.4.4 Total Non-Cost Points....50
4.2.5 Cost Evaluation 52
4.2.5.1 Cost Worksheet Evaluation....53
4.2.5.2 Catalog A (with Cost) Evaluation 53
4.2.5.3 Adjustment of Costs for TACPA....54
4.2.5.4 Scoring of Costs of Mandatory Requirements....54
4.2.5.5 Scoring of Unsolicited Item Costs 54
4.2.5.6 Scoring of Equipment Discounts....57
4.2.5.7 Total Cost Points 59
4.2.6 Total Awarded Points Adjusted for Small Business Preference 61
4.3 NEGOTIATIONS 63
4.3.1 Proceeding to Negotiations....64
4.3.2 Negotiations Invitation 64
4.3.3 BAFO Submission 64
4.3.4 Adjustments for Exclusion of Mandatory and Unsolicited Items 64
4.3.5 Determination of the Average Baseline....65
4.3.6 Determination of Bidder's Qualification for Award 66
4.1 NOTIFICATIONS OF AWARDS 68
4.2 ADDITIONAL DOCUMENTS REQUIRED FOR AWARD 68
4.3 PROTEST OF AWARDS.... 68
4.4 DEBRIEFING.... 68
5 AWARD AND EXECUTION.... 69
5.1 REMOVAL OF UNSOLICITED AND EQUIPMENT ITEMS 69
5.2 CONTRACT DOCUMENTS.... 69
5.3 AUTHORIZATION TO EXECUTE AGREEMENT.... 69
5.3.1 Catalog B – Final List of Awarded Items 69
6 ATTACHMENTS.... 71
ATTACHMENT 1 – BID SUBMISSION CHECKLIST.... 72
ATTACHMENT 2 – FORM FOR SUBMITTING QUESTIONS.... 74
ATTACHMENT 3 – FORM FOR REQUESTING CHANGES.... 75

PART 1
GENERAL INSTRUCTIONS

1 INTRODUCTION

This Solicitation is being conducted under the policies and procedures developed by the California Department of Technology (CDT) as provided under Public Contract Code (PCC) §6611 et seq. This Solicitation contains the instructions governing the requirements for a fixed price to be submitted by interested bidders. The format that bid information is to be submitted and the material to be included therein follows. This Solicitation also addresses the requirements that bidders must meet to be eligible for consideration, as well as addressing bidder's responsibilities before and after award.

1.1 PRE-QUALIFIED VENDOR APPLICATION

Vendors will be required to have an approved application on file and be deemed a pre-qualified vendor prior to the Key Action Date for submission of Final Bids (refer to Section 2.2, *Key Action Dates*) related to this IFB C4CVD18. The State's electronic Vendor Application of Qualifications (eVAQ) is an external process to this solicitation and all questions related to the eVAQ should be addressed to 2.1.1 Procurement Official. The intent of the pre-qualification is to process as much of the administrative requirements required to do business in the State of California (i.e. Secretary of State, Payee Data Record (STD 204)) in advance to streamline the solicitation process. The Procurement Official will actively engage all interested vendors in the process and will provide assistance through all phases of the pre-qualification process. Only the eVAQ Contractors may participate in the bidding of this IFB C4CVD18.

STATEWIDE CONTRACT PROCUREMENT DIAGRAM

The following diagram provides a depiction of the Procurement process specifically for Category 19.

PHASE 1

eVAQ

eVAQ

Establish Potential Applicants List

Non-Monetary Contract

High Level Introduction to Categories

Published on CDT's SharePoint Site and Cal eProcure

General Administration Requirements/references established

eVAQ General Provisions – CALNET established

Participants are eVAQ Applicants

Awards made to responsible and responsive eVAQ Applicants

PHASE 2

SPECIFIC CATEGORY CONTRACT

IFB SOLICITATIONS (released on Cal eProcure)

Bidders must be a eVAQ Contractor prior to Final Bid Submission

Establish List of Category Contractors

Non-Monetary Contract

Statewide Contract with established list of Services and Prices

Specific Service Level Agreements established

Specific Category Business and Technical Requirements established

Develop and establish Special Specific Terms and Conditions

Participants are eVAQ Contractors from Phase 1

All Incentives and Preferences Applicable

PHASE 3

CUSTOMER ORDERS

FORM 20, STD 65, or RFO

Actual Monetary Contracts

Form 20 Routine order, STD 65, or Specific RFO

RFO (if used) will have specific Scope of Work

Provision of Actual Service or Products

No dollar limits for mandatory services

Available to State and Local governments (and Approved Public Safety Entities for Subcategory 19.2)

Service and Product Catalogs on Website

Order placed shall follow the User Instructions on Website

Participants are Category Contractors from Phase 2

Orders filled through completion of Form 20 or awarded RFO

1.2 CONTRACT TERM

Subcategory 19.1 and Subcategory 19.2 Contracts shall be effective upon approval of CDT, Statewide Technology Procurement (STP). The term of the Contract is four (4) years with two (2) two-year options to extend for a maximum Contract Term of eight (8) years. Extensions will be exercised at the sole discretion of the State and shall not be denied by the Contractor.

Issuance of this IFB C4CVD18 does not commit the State to award a Contract. The State reserves the right to reject any or all proposals received, or parts thereof, if the State determines that it is in the State's best interest to do so.

1.2.1 ELECTED OPEN PERIOD

The State reserves the right to elect to re-open this solicitation to add Contractors via an Elected Open Period (EOP).

The EOP participation for new Bidders may not occur sooner than 18 months after Contract award and not later than 18 months before expiration of the original term and will be implemented at the State's sole discretion. Further, the EOP will not extend the original term of this Contract for new Bidders or incumbent Contractors.

The new Bidders participating must meet and adhere to all of the requirements identified in this solicitation. Evaluation of the new bids shall be calculated using the original solicitation scoring and baseline identified in Section 4.3.5, *Determination of the Average Baseline* for that EOP Category.

Award, if made, will be to any Bidder meeting the requirements of the solicitation without any material deviations.

The EOP process will be announced on the eProcurement website and notification will be provided to all incumbent Contractors.

1.3 BACKGROUND

All State of California Executive Branch Non-Exempt agencies are presently required to utilize the National Association of State Procurement Officers (NASPO) California Participating Addenda (PA) to obtain cellular voice and data services, unless otherwise authorized by the CDT. The State of California Exempt agencies are encouraged, but are not required, to use the NASPO California PA to purchase cellular voice and data services. The Non-State agencies, i.e., California local jurisdictions (cities, counties, special districts, and other tax supported entities) may also use the NASPO California PA. However, local agencies are not required by the State to use the NASPO California PA.

1.4 CURRENT AND PROPOSED ENVIRONMENT

The services being bid within this IFB C4CVD18 are similar to, but not identical with those presently offered through the NASPO California PA contractors.

This IFB C4CVD18 will allow for eVAQ Contractors to pursue a Contract. The Contract resulting from this IFB may be awarded to multiple Bidders. As described in eVAQ 19-001 Section I, **Contracts awarded as a result of this IFB C4CVD18 shall not in and of themselves guarantee revenue or Customer orders for services**. Further, the Contractors may lower their prices to be competitive, but they may not increase their prices beyond their Contract approved rates.

There are approximately 60,000 State of California users of the NASPO PA.

The Contracts awarded as a result of this IFB C4CVD18 will be managed by the State's CALNET Contract Management and Oversight (CALNET CMO) team. The CALNET CMO responsibilities may include but are not limited to:

1. Oversee the Contractor adherence to the awarded terms and conditions;
2. CALNET CMO Control the Contractor's ability to offer and the Customers' acquisition and use of services through issuance of:

   A. The Customer User Instructions;

   B. Delegation of authority to purchase and approval to order;

   C. Designation of required or mandated services (including exemptions); and

   D. Establishment of other Customer policies and instructions.

2 BIDDING INSTRUCTIONS

2.1 COMMUNICATIONS AND CONTACTS

The California Department of Technology (CDT), Statewide Technology Procurement (STP) uses an online procurement system known as Cal eProcure to communicate with perspective Bidders and suppliers. Information and ongoing communications for this IFB C4CVD18 will be posted by the State on the Cal eProcure website, https://www.caleprocure.ca.gov.

2.1.1 Procurement Official

The California Department of Technology's Procurement Official is the State's designated authorized representative regarding this procurement.

The Bidders are directed to communicate with the Procurement Official at the address below to submit questions, deliver Bids, and submit all other formal correspondence regarding this procurement.

Hand Delivered Bid, Parcel Post (FedEx, UPS, etc.)	**United States Postal Service (USPS)**
California Department of Technology Statewide Technology Procurement **Attn: David Sanchez and Amy Snow** 10860 Gold Center Drive, Suite 200 - Security Desk Rancho Cordova, CA 95670	California Department of Technology Statewide Technology Procurement **Attn: David Sanchez and Amy Snow** Mail Stop Y12 P.O. Box 1810 Rancho Cordova, CA 95741

David Sanchez, Procurement Official
Phone: (916) 431-3273
E-mail address: David.Sanchez@state.ca.gov
Amy Snow, Back-up Procurement Official
E-mail address: amy.snow@state.ca.gov

2.1.2 Questions Regarding the Solicitation Document

The Bidders requiring clarification of the intent, terms and conditions, content of this solicitation, or on procedural matters regarding the competitive bid process may request clarification by submitting questions using Attachment 2, *Form for Submitting Questions*, in an email (using the solicitation identification information from the solicitation title page) to the Procurement Official listed in Section 2.1.1. Only questions submitted in writing and answered in writing by the Procurement Official shall be considered official. Any changes to the Requirements, if made, will be via an addendum to the IFB C4CVD18, as described in Section 2.4.7, *Addenda*. Only changes made via an addendum shall be binding. The State will respond to all written questions submitted by the due dates as stated in Section 2.2, *Key Action Dates*, with all questions and answers posted to Cal

eProcure in the form of a Question and Answer set. Questions received after the dates indicated will only be answered by the State as time allows as solely determined by the State, and therefore may remain unanswered. At the sole discretion of the State, questions may be paraphrased by the State for clarity.

A Bidder that desires clarification or further information on the content of the IFB C4CVD18, but whose questions relate to the proprietary aspect of that the Bidder's proposal and which, if disclosed to other Bidders, would expose that the Bidder's proposal to its disadvantage, may submit such questions in the same manner as above, but also marked "CONFIDENTIAL", and not later than the scheduled dates specified in Section 2.2, *Key Action Dates*, to ensure a response. The Bidder must explain why any questions are sensitive or proprietary in nature. If the State concurs with the Bidder that the disclosure of the question or answer would expose the proprietary nature of the proposal, the question will be answered directly to the Bidder in confidence. If the State does not concur with the proprietary aspect of the question, the question will not be answered in this manner and the Bidder will be so notified. The Bidder may then waive its claim of Confidentiality if it desires the State to provide an answer.

2.1.3 Request for Changes to the Solicitation Document

If the Bidder believes that one (1) or more of the solicitation Requirements is onerous, unfair, or imposes unnecessary constraints on the Bidder proposing a less costly or an alternate solution, the Bidder may request a change to the solicitation by submitting, in writing, the recommended change(s) and the facts substantiating this belief and reasons for making the recommended change using Attachment 3, *Form for Requesting Changes*. Such request must be submitted to the Procurement Official by the date specified in Section 2.2, *Key Action Dates* for submitting a request for change. Oral responses shall not be binding on the State. The Bidders must submit all requests for changes by the date specified in Section 2.2, *Key Action Dates*.

Oral communications of department officers and employees concerning this IFB C4CVD18 shall not be binding on the State and shall in no way excuse the Bidder of any obligations set forth in this IFB C4CVD18.

2.1.4 Intent to Bid

In order to ensure communication, it is important that Bidders submit Exhibit 1, *Intent to Bid*, to the Procurement Official listed in Section 2.1.1 by the date identified in Section 2.2, *Key Action Dates*. Submittal of the Intent to Bid may be via email. The Bidders must notify the Procurement Official whenever their intent to bid changes or whenever there is a change in the Bidder's designated contact information.

2.2 KEY ACTION DATES

Key Action Dates provided in Table 1 contains pertinent dates and times by which actions must be taken or completed. If the State finds it necessary to change these dates or times, it will be accomplished via an addendum to this IFB C4CVD18 with the exception of dates listed after the Bidder's Submission of Final Bids. Dates listed after the Bidder's Submission of Final Bids are estimated and may be adjusted without addendum to this IFB C4CVD18. All times listed are for Pacific Time.

Table 1: Key Action Dates

STEP	ACTION	DATE AND TIME[1]
1.	State release of the IFB C4CVD18	09/28/2018
2.	Submit Exhibits 1 and 2, Intent to Bid and Confidentiality Statement (required for Bidders'/Contractors' Library Access)	10/05/2018
3.	Last day to submit written questions and/or request for changes using Attachment 2, *Form for Submitting Questions* and using Attachment 3, *Form for Requesting Changes*	10/12/2018
4.	**Last day to submit Draft Bids (MANDATORY)[2]**	**11/13/2018 by 3:00 PM PDT**
5.	Confidential Discussions with the Bidders	12/03/2018 – 12/07/2018
6.	**Bidder's Submission of Final Bids[3]**	**01/16/2019 by 3:00 PM PDT**
7.	Confidential Negotiations with Bidders	TBD
8.	Bidder's Submission of Best and Final Offer	TBD
9.	Contract Award and Execution	On or before 02/22/2019

2.3 ADMINISTRATIVE REQUIREMENTS

All Requirements listed in this Section 2.3 with an (M) are Mandatory and not negotiable. The Bidders must indicate their willingness and ability to satisfy these Requirements by marking "Yes" to the "**Bidder agrees Yes/No**" on Exhibit 3, *Response to Administrative Requirements*. **Answering "No" to any of the Mandatory Administrative Requirements (M) in the Final Bid will result in the bid being deemed non-responsive, and therefore disqualified.**

All Requirements listed in this Section 2.3 with an (M) are Mandatory and not negotiable. The Bidders must indicate their willingness and ability to satisfy these Requirements by marking "Yes"

[1] All times are 5:00 PM California Pacific Time/Pacific Standard Time unless otherwise specified.
[2] See Section 3.2, *Draft Bids.*
[3] The Bidders should review Attachment 1, Bid Submission Checklist, prior to submitting the Final Bid.

to the "**Bidder agrees Yes/No**" on Exhibit 3, *Response to Administrative Requirements*. **Answering "No" to any of the Mandatory Administrative Requirements (M) in the Final Bid will result in the bid being deemed non-responsive, and therefore disqualified.**

Unless designated otherwise, all of the requirements in this section are mandatory. The documents that must be submitted with the bidder's Final Proposal are noted as "Mandatory" or "(M)" in this section.

Additionally, Section 2 contains optional requirements noted as "Optional" or "(O)" that may require documents to be submitted with the bidder's proposal.

2.3.1 Incorporation of eVAQ Requirements and General Provisions (M)

The Bidders are advised that all Contracts awarded as a result of this IFB C4CVD18 shall automatically incorporate by reference all Requirements, Terms and Conditions and eVAQ of the Bidder's awarded eVAQ. The Bidder's eVAQ, in its entirety, shall be incorporated into any Contract awarded as a result of this IFB C4CVD18, and shall remain in effect after eVAQ expiration, and throughout the life of any Contract awarded as a result of this IFB C4CVD18, including all optional years.

2.3.2 Confidentiality Statement (M)

The Bidders must agree to the State's confidentiality Requirements by submitting a signed Exhibit 2, *Confidentiality Statement*, as indicated in Section 2.2, *Key Action Dates*.[4] The Confidentiality Statement applies to all Contract Customer information, and all references in the Confidentiality Statement to the California Department of Technology apply equally to individual Customer entities as appropriate.

2.3.3 Ability to Perform (M)

Prior to award of the Contract, the State must be assured that the Bidder selected has all of the resources required to successfully perform under the Contract. This includes, but is not limited to, personnel in the numbers and with the skills required; Equipment of appropriate type and in sufficient quantity; financial resources sufficient to complete performance under the Contract; and experience in similar endeavors. If, during the evaluation process, the State is unable to assure itself of the Bidder's ability to perform under the Contract if awarded, the State has the option of requesting from the Bidder any information that the State deems necessary. If such information is required, the Bidder will be so notified and will be permitted five (5) Business Days to submit the information requested in writing. Examples of the type of financial responsibility

[4] Exhibit 2, *Confidentiality Statement*, must be included within the Bidder's Draft Bid if it has not been submitted to the Procurement Official prior to the Draft Bid date.

information requested may include annual reports and current audited balance sheets for the Bidder's firm.

2.3.4 Contractor Responsibility (M)

Each awarded Contractor shall be responsible for successful performance of all Subcontractors and support services offered in response to this Bid. Furthermore, the State will consider each Contractor to be the sole point of contact regarding contractual matters for the term of the resulting Contract. The Bidder shall not assign financial documents to a third-party without prior written approval by the State, and an amendment to the resulting Contract.

2.3.5 Cover Letter (M)

The Bidder must submit a cover letter on company letterhead containing the following:

1. Include the legal name of the Bidder's company.
2. Include the address of the Bidder's company.
3. Include a statement that the Bid response is the Bidder's binding offer, good for 120 calendar days from scheduled Contract Award date, as noted in Section 2.2, *Key Action Dates*.
4. Include a statement indicating that the Bidder agrees to the terms and conditions of this solicitation and accepts responsibility as the Contractor if awarded the Contract resulting from this solicitation.
5. Include a statement indicating that the Bidder has available staff with the appropriate skills to complete the Contract for all services and provide all Deliverables as described in this solicitation and SOW.
6. Be signed by an individual who is authorized to bind the bidding firm contractually. The individual's name must also be typed, and include the title or position that the individual holds in the firm. An unsigned cover letter in the Bidder's Final Bid may deem a Bidder non-responsive and may be the basis for rejection of the Bidder's Final Bid.
7. Include the email and phone number of the person signing the letter.
8. Include the date signed.

2.3.6 STD 213, Standard Agreement Sample (M)

The STD 213, Standard Agreement form, Exhibit 4. Once Contract Award is complete, the State will enter all required information prior to moving forward to the signature process step. The Bidder will be contacted to designate the name and title of the party authorized to bind the Bidder contractually. The State will send the completed finalized STD 213, Standard Agreement, to the Bidder for signing and return to the State for signature and approval.

2.3.7 Subcontractors (M)

It is the Bidder's responsibility to ensure any Subcontractor that the Bidder chooses to use in fulfilling the Requirements of this IFB C4CVD18, and which is expected to receive more than fifteen percent (15%) of the estimated gross annual revenue of the Contract, must also meet all administrative and Bid Requirements of the IFB C4CVD18, as applicable to the services provided by the Subcontractor.

Nothing contained in the resulting Contract shall create any relationship between the State and any Subcontractors, and no subcontract shall relieve the Bidder of its responsibilities and obligations. The Bidder is fully responsible to the State for the acts and omissions of its Subcontractors and of persons either directly or indirectly employed by any of them.

The CALNET CMO written approval shall be required for the replacement of any Subcontractor:

1. Identified as expected to receive fifteen percent (15%) or more of the estimated gross annual revenue of the Contract;
2. Validation that the replacement is a Department of General Services (DGS) certified Disabled Veteran Business Enterprise (DVBE) (see Section 2.3.11, *DVBE Program and Incentive*) as applicable; and,
3. When the Bidder is claiming at least twenty-five percent (25%) California certified small business Subcontractor participation (see Section 2.3.9, *Small Business Preference*) and the Subcontractor is a named DGS certified small business, provide validation as applicable.

The Contractor shall not change a Subcontractor if such changes conflict with the work to be performed under this Contract. For DVBE Subcontractor changes, the Contractor shall utilize another DVBE Subcontractor. For DGS Small Business Subcontractor changes, the Contractor shall ensure that twenty-five percent (25%) of the revenue will continue to go to DGS Small Businesses if the Small Business preference was awarded based on twenty-five percent (25%) subcontracting per Section 2.3.9, *Small Business Preference*. The State recognizes that changes to Subcontractor(s) may be necessary and in the best interests of the State, however, advance notification of a contemplated change and the reasons for such change must be made to the State no less than seven (7) Business Days prior to the existing Subcontractor's termination. If this should occur, the Contractor should be aware that the State contract administrator or designee must approve any changes to the Subcontractor's prior to the termination of existing Subcontractor's agreements. This also includes any changes made between submittal of the Final Bid and actual start of the Contract.

The State will not compensate the Contractor for any of the Contractor's time or effort to educate or otherwise make the new Subcontractor(s) ready to begin work on the Contract.

The Contractor's obligation to pay its Subcontractors is an independent obligation from the State's obligation to pay or to enforce the payment of any money to any Subcontractor. The Contractor is solely responsible for any payments to or claims made by the Subcontractors.

2.3.8 Bidding Preference and Incentive Declaration (M)

The Bidder must complete and submit Exhibit 5: *Bidding Preference and Incentives*, with its Bid. The Bidder must indicate on Exhibit 5 whether it is or is not claiming each preference and/or incentive. Refer to Section 4, *Bid Evaluation*, for details on the amount and application of preference and incentive points during proposal evaluation.

2.3.9 Small Business Preference (O)

Sections 14835, et seq. of the California Government Code requires that a five percent (5%) preference be given to the Bidders who are certified by DGS as a Small Business, or to the Bidders who are not certified by DGS as a Small Business but claim at least twenty-five percent (25%) California certified Small Business Subcontractor participation. The rules and regulations of this law, including the definition of a Small Business, or qualifying non-Small Business, are in California Code of Regulations (CCR), Title 2, Sections 1896, et seq. The definition of nonprofit veteran service agencies qualifying as a small business is contained in §999.50 et seq. of the Military and Veterans Code.

More information regarding the Small Business preference may be found at: www.dgs.ca.gov/pd/Programs/OSDS.aspx

The Small Business Preference is optional on the part of the Bidder (not Mandatory), is for Bid evaluation purposes only, and does not alter the amount of the awarded Contracts.

The Bidders claiming the Small Business preference must also complete and submit as part of the Final Bid response, Exhibit 7, *GSPD-05-105 Bidder Declarations*, also available at: www.documents.dgs.ca.gov/pd/poliproc/MASTEr-BidDeclar08-09.pdf. The Bidders that are not DGS certified Small Businesses but who are claiming the Small Business preference based on subcontracting at least twenty-five percent (25%) of their awarded revenue to DGS certified Small Businesses must also complete and submit as part of the Final Bid response, an Exhibit 9, *Commercially Useful Function Statement*, for each Small Business Subcontractor.

A Bidder claiming the Small Business Preference by using DGS certified Small Business Subcontractors shall be contractually obligated to use those Subcontractors for the corresponding work identified, unless the State agrees in writing to a substitution per CCR, Title 2 §1896.10.

Certification applications and required support documents must be submitted to the DGS Office of Small Business and DVBE Services (OSDS) no later than 5:00 p.m. on the Final Bid due date; and the OSDS must be able to approve the application as submitted. The Bidders may contact the OSDS at (916) 375-4940 for any information or questions concerning certification.

2.3.10 Non-Small Business Subcontractor Preference (O)

A five percent (5%) proposal preference is available to the Bidders who qualify as a non-small business claiming at least 25 percent (25%) California-Certified Small Business Subcontractor participation. If claiming the non-small business subcontractor preference, the Bidder's response must include a list of the small businesses with which the firm commits to subcontract in an amount of at least 25 percent (25%) of the net proposal price with one (1) or more California-certified small businesses. Each listed certified small business must perform a "commercially useful function" in the performance of the Contract as defined in Government Code §14838(b)(1)(2).

The Bidders claiming the five percent (5%) preference must commit to subcontract at least 25 percent (25%) of the net proposal price with one (1) or more California-certified small businesses. Completed certification applications and required support documents must be submitted to the Office of Small Business and DVBE Services (OSDS) no later than 5 p.m. of the proposal due date, and the OSDS must be able to approve the application as submitted. Questions regarding certification should be directed to the OSDS at (916) 375-4940.

The preference to a non-small business firm that commits to small business or microbusiness Subcontractor participation of 25 percent (25%) of its net proposal price shall be given five percent (5%) of the highest responsive, responsible firm's total score. A non-small business that qualifies for this preference may not take an award away from a certified small business.

If claiming a small business preference or using small business Subcontractors, the Bidder must complete the Bidder Declaration GSPD-05-105 form and submit as Exhibit 7, *GSPD-05-105 Bidder Declaration*, and Exhibit 5, Bidding Preferences and Incentives and submit with Final Proposal. If the Bidder is not using Subcontractors, the Bidder must complete the Bidder Declaration GSPD-05-105 answering the applicable questions on the form and submit as Exhibit 7, *GSPD-05-105 Bidder Declaration* with the Final Proposal.

2.3.11 DVBE Program and Incentive (O)

For the purpose of this solicitation the DVBE program participation requirement has been waived, but the DVBE Incentive is still applicable.

DVBE incentives will be applied pursuant to CCR, Title 2, §§1896.99.100 and 1896.99.120. The incentive will be applied during the evaluation process, and will only be applied to responsive Bids from responsible Bidders providing at least one percent (1.00%) DVBE participation. The incentive amount is based on a scale under which the Bidders obtaining higher levels of participation qualify for greater incentive amounts, according to Table 2, DVBE Incentive Scale, below. The minimum incentive amount for this IFB C4CVD18 is one percent (1.00%) of the total available points not including points for socio-economic incentives or preferences, with a maximum incentive amount of two percent (2%) of those total available points.

Table 2: DVBE Incentive Scale

Confirmed DVBE participation of:	DVBE Incentive:
5% or more	2.00%
4% up to 4.99%	1.75%
3% up to 3.99%	1.50%
2% up to 2.99%	1.25%
1% up to 1.99%	1.00%
Less than 1%	0.00%

The awarded DVBE incentive points will be included in the sum of non-cost points. Application of the incentive shall not displace an award to a Small Business with a Non-Small Business.

Claiming a DVBE Incentive is optional on the part of the Bidder (not Mandatory), is for Bid evaluation purposes only, and does not alter the amount of the awarded Contracts. The Bidders claiming a DVBE incentive must complete Exhibit 7, *GSPD-05-105 Bidder Declarations,* also available at www.documents.dgs.ca.gov/pd/poliproc/MASTEr-BidDeclar08-09.pdf, and Exhibit 6, *STD 843 DVBE Declarations*, also available at www.documents.dgs.ca.gov/pd/poliproc/STD-843FillPrintFields.pdf. Bidders who are claiming the DVBE Incentive based on subcontracting to DSG certified DVBEs must also complete and submit as part of the Final Bid response, an Exhibit 9, *Commercially Useful Function Statement*, for each DVBE Subcontractor.

A separate STD 843 must be completed by California-certified DVBE owners and managers of each DVBE firm that will be participating in the awarded purchase document.

A Bidder claiming the DVBE Incentive by using DGS certified DVBE Subcontractors shall be contractually obligated to use those Subcontractors for the corresponding work identified, unless the State agrees in writing to a substitution.

2.3.12 Commercially Useful Function (O)

All certified small businesses, micro businesses, and/or DVBE Contractors, Subcontractors or suppliers identified in the Bid response used to fulfill the requirements

for one (1) or more of the socio-economic programs (e.g., Small Business Preference or DVBE Incentive) must perform a Commercially Useful Function (CUF) in the resulting Contract. As stated in Military and Veterans Code section 999(b)(5)(B) and Government Code section 14837(d)(4)(A) for the DVBE and small business programs, a business performing a Commercially Useful Function is one that does all of the following:

1. Is responsible for the execution of a distinct element of the work of the Contract.
2. Carries out its obligation by actually performing, managing, or supervising the work involved.
3. Performs work that is normal for its business, services and function.
4. Is responsible, with respect to products, inventories, materials, and supplies required for the Contract, for negotiating price, determining quality and quantity, ordering, installing, if applicable, and making payments.
5. Is not further subcontracting a portion of the work that is greater than that expected to be subcontracted by normal industry practices.

A certified small business, micro business, and/or DVBE Contractor, Subcontractor or supplier will not be considered to perform a commercially useful function if the Contractor's, Subcontractor's, or supplier's role is limited to that of an extra participant in a transaction, Contract, or project through which funds are passed in order to obtain the appearance of Small Business or DVBE participation.

The Bidder must complete Exhibit 9: *Commercially Useful Function (CUF) Statement* for each Small Business and/or DVBE (Contractor and/or Subcontractor(s)).

At the State's option, the Bidders may be required to submit additional written clarifying information regarding CUF. Failure to submit the requested written information as specified in Exhibit 9 with the proposal may be grounds for rejection of a Small Business or a DVBE Incentive claim.

2.3.13 Target Area Contract Preference (O)

Target Area Contract Preference Act (TACPA) will be granted to California-based firms in accordance with Government Code §4530 whenever contracts for goods or services are in excess of $100,000 and the Bidder meets certain requirements as defined in the California Administrative Code (Title 2, §1896.30 et seq.) regarding labor needed to produce the goods or provide the services being procured. The TACPA is optional on the part of the Bidder (not mandatory), is for proposal evaluation purposes only, and does not alter the amount of the awarded Contract.

The Bidders wishing to take advantage of this preference will need to review the website below and submit the appropriate response forms as Exhibit 8, *STD 830 TACPA Preference Request* forms, with its Final Proposal.

The required applications/forms are as follows:

1. TACPA (Std. 830)
2. The Bidder's Summary of Contract Activities and Labor Hours (DGS/PD 525)
3. Manufacturer Summary of Contract Activities and Labor Hours (DGS/PD 526).

http://www.documents.dgs.ca.gov/pd/poliproc/tacpapage.pdf

2.3.14 Declaration Forms (M)

All Bidders must complete an Exhibit 7, *GSPD-05-105 Bidder Declaration* for each Subcategory being bid and include it with the Final Bid response. When completing the declaration, the Bidders must identify all of the Subcontractors proposed for participation in the Contract. The Bidders awarded a Contract are contractually obligated to use the Subcontractors for the corresponding work identified unless the State agrees to a substitution and it is incorporated by amendment to the Contract.

At the State's option prior to award, the Bidders may be required to submit additional written clarifying information. Failure to submit the requested written information as specified may be grounds for Bid rejection.

2.3.15 Phase 3 Customer Orders (M)

The Customers will place orders using the Form 20 (Telecommunications Service Request (FORM 20)), the STD. 65 (Purchasing Authority Purchase Order (STD. 65)), or if non-state, the Customer's purchase document of choice. The State will provide User Instructions and assign criteria for ordering against the Phase 2 Subcategory Contracts awarded as a result of this IFB. In some cases. the Customers may be required to solicit competitive offers from awarded Contractors who have qualified for the Category or Subcategory, at the Procurement Value associated with the Customer's project. The Customers may solicit offers from multiple Contractors even when there is not a Requirement to do so. The Contractors may offer prices that are less than their Contract maximum pricing in accordance with Individual Price Reduction (IPR) provisions in the SOW Business Requirements, Section C.9, *Individual Pricing Reductions (IPR)*.

2.3.16 Phase 3 Performance Bond Notice (M)

Phase 3 solicitations may require a performance bond for special construction or project values over $500,000. If required, the solicitation will identify the specific amount or percentage values of the required bond. In such cases, the Contractors will be required to submit a performance bond or letter of bondability with their response to the solicitation.

2.3.17 Federal Universal Service Fund (M)

Federal Grant programs available to schools and libraries under Universal Service Fund require suppliers to be certified as a Universal Service Administrative Company (USAC) and to meet federal requirements for timeliness and accuracy in processing E-Rate requests and invoicing. Since qualified Entities may use the Contracts for purchases that are supported by the Federal Universal Service Fund, successful Contractors shall be responsible for all federally required forms when utilizing the Contracts for such transactions, including FCC Form 473, *Service Provider Annual Certification Form*, and FCC Form 498, *Service Provider Identification Number and Contact Information Form*.

2.3.18 Amendment (M)

Any Contract executed as a result of this IFB C4CVD18, may be amended, consistent with the terms and conditions of the eVAQ and by mutual consent of both parties (with the exception of exercised Term options), subject to approval by the STP under Public Contract Code 12120.

2.3.19 Availability (M)

If at any time after award of this Contract, the Contractor becomes unable to provide any part of its contracted services, the Contractor must, within ten (10) Business Days, notify the State in writing to seek a potential resolution, and if appropriate, propose a replacement of those services which it can no longer provide. The replacement must be at no cost to the State, and shall be equivalent to or exceed the proposed service which was previously offered and accepted by the State in the Contractor's Final Bid or awarded Contract.

The State reserves the sole right to determine if the proposed replacement is acceptable. An inability to provide a Mandatory Requirement may be grounds for Contract termination in whole or in part.

2.3.20 Glossary (M)

The Glossary shall be incorporated within the Contracts awarded as a result of this IFB C4CVD18. This Glossary is provided in this IFB C4CVD18's SOW, Appendix A. The Bidders shall agree to the Glossary without exception.

2.3.21 Individual Price Reduction Notification (M)

The Individual Price Reduction Agreement (IPRA) form shall be incorporated within the Contracts awarded as a result of this IFB C4CVD18. The IPRA is provided in this IFB C4CVD18's SOW, Appendix B. The Bidders shall agree to the IPRA without exception.

2.3.22 Authorization to Order (M)

The Authorization to Order (ATO) form shall be incorporated within the Contracts awarded as a result of this IFB C4CVD18. The ATO is provided in this IFB C4CVD18's SOW, Appendix C (Authorization to Order - Subcategory 19.1) and Appendix D (Authorization to Order - Subcategory 19.2). The Bidders shall agree to the ATO without exception.

2.4 BIDDING RULES

2.4.1 Rules Governing Competitive Bidding

This IFB C4CVD18, the evaluation of responses, and the award of any resultant Contracts shall be made in conformance with current competitive bidding procedures as they relate to the procurement of goods and services by public bodies in the State of California.

2.4.2 Identification and Classification of Requirements

The State has established certain Requirements with respect to Bids to be submitted by prospective Contractors. The use of "shall", "must," or "will" (except to indicate simple futurity) in the IFB C4CVD18 indicates a Requirement or condition which is Mandatory. A deviation, if not material, may be waived by the State.

A deviation from a Requirement is material if the deficient response is not in substantial accord with the Requirements, provides an advantage to one (1) Bidder over the other Bidders, or has a potentially significant effect on the delivery, quantity, or quality of items bid,[5] amount paid to the supplier, or on the cost to the State. Material deviations cannot be waived.

The words "should" or "may" in the IFB C4CVD18 indicate desirable attributes or conditions, but are non-Mandatory in nature. Deviation from or omission of such a desirable feature, even if material, will not in itself cause rejection of the Bid.

2.4.3 Irrevocable Offer

A Bidder's Final Bid is an irrevocable offer for 120 calendar days following the scheduled date for Contract Award specified in Section 2.2, Key *Action Dates*. A Bidder may extend the offer in the event of a delay of Contract Award.

[5] The word "bid" as used throughout is intended to mean "proposed," "propose" or "proposal" as appropriate.

2.4.4 IFB C4CVD18 Documents

This IFB C4CVD18 includes, in addition to an explanation of the State's needs which must be met, instructions which prescribe the format and content of Bids to be submitted and the model(s) of the Contract(s) to be executed between the State and the successful Bidder(s).

If a Bidder discovers any ambiguity, conflict, discrepancy, omission, or other error in this IFB C4CVD18, the Bidder shall immediately notify the Procurement Official identified in Section 2.1.1, *Procurement Official*, of such error in writing and request clarification or modification of the document.

Modifications will be made by addenda issued pursuant to Section 2.4.7, *Addenda*, below. Such clarifications shall be given by written notice to all parties who have identified themselves as Bidders to the Procurement Official identified in Section 2.1.1, *Procurement Official*, without divulging the source of the request for same. Insofar as practicable, the State will give such notices to other interested parties, but the State shall not be responsible therefore.

If the IFB C4CVD18 contains an error known to the Bidder, or an error that reasonably should have been known, the Bidder shall bid at its own risk. If the Bidder fails to notify the State of the error prior to the date fixed for submission of Bids, and is awarded the Contract, the Bidder shall not be entitled to additional compensation or time by reason of the error or its later correction.

2.4.5 Examination of the Work

The Bidder should carefully examine the entire IFB C4CVD18 and any addenda thereto, and all related materials and data referenced in the IFB C4CVD18 or otherwise available to the Bidder, and should become fully aware of the nature and location of the work, the quantities of the work, and the conditions to be encountered in performing the work.

2.4.6 Negotiations

The State will conduct negotiations under PCC §6611. The purpose of the negotiation process is to maximize the State's ability to obtain a best value solution, based on the requirements and the evaluation factors set forth in the Solicitation.

2.4.7 Addenda

The State may modify IFB C4CVD18 prior to the date fixed for Contract Award by issuance of an addendum to all Bidders who are participating in the bidding process at the time the addendum is issued. Addenda will be numbered consecutively.

2.4.8 Financial Stability

In order to minimize the potential risk of default due to financial issues, the State reserves the right to request additional documentation throughout the life of the awarded eVAQ or Contract awarded as a result of this IFB.

The State must be assured that the Contractor continues to have the financial resources to sustain their operations during potentially long system development and implementation phases including the time required for the Customer to pay the Contractor after project acceptance.

2.4.9 Joint Bids

Joint Bids are not applicable.

2.4.10 Confidentiality

The contents of all proposals, Draft Bids, correspondence, agenda, memoranda, working papers, or any other medium which discloses any aspect of a Bidder's proposal shall be held in the strictest confidence until Notification of Intent to Award. The Bidders should be aware that marking a document "confidential" or "proprietary" in a Final Bid may exclude it from consideration for award and will not keep that document from being released after notice of award as part of the public record, unless a court has ordered the State not to release the document. The content of all working papers and discussions relating to the Bidder's proposal shall be held in confidence indefinitely, unless the public interest is best served by an item's disclosure because of its direct pertinence to a decision, agreement or the evaluation of the Bid. Any disclosure of confidential information by the Bidder is a basis for rejecting the Bidder's proposal and ruling the Bidder ineligible to further participate. Any disclosure of confidential information by a State employee is a basis for disciplinary action, including dismissal from State employment, as provided by Government Code section 19570 et seq. Total confidentiality is paramount; it cannot be over emphasized.

2.4.11 Bidder's Cost

Costs for developing proposals and Bids are the responsibility entirely of the Bidder and shall not be chargeable to the State.

2.4.12 False or Misleading Statements

Bids which contain false or misleading statements or which provide references which do not support an attribute or condition claimed by the Bidder may be rejected. If, in the opinion of the State, such information was intended to mislead the State in its evaluation of the Bid, and the attribute, condition, or capability is a Requirement of this IFB C4CVD18, it will be the basis for rejection of the Bid.

2.4.13 Withdrawal and Resubmission of Bids

A Bidder may withdraw its Final Bid at any time prior to the Final Bid submission date and time specified in Section 2.2, *Key Action Dates*, by submitting a written notification of withdrawal signed by the Bidder's authorized person that signed the cover letter per Section 2.3.5, *Cover Letter*. The Bidder may thereafter submit a new or modified Bid prior to such Bid submission date and time. Modification offered in any other manner, oral or written, will not be considered. Other than as allowed by law, Final Bids cannot be changed or withdrawn after the date and time designated for receipt, except as provided in Section 4.1.3, *Errors in the Final Bid*.

2.4.14 Rejection of Bids

The State may reject any or all Bids and may waive any immaterial deviation or defect in a Bid. The State's waiver of any immaterial deviation or defect shall in no way modify the IFB C4CVD18 documents or excuse the Bidder from full compliance with the IFB C4CVD18 specifications if awarded the Contract.

2.4.15 Bidder Representatives

Any correspondence, communication or meetings between the State and the Bidder during the procurement process shall not include third party representatives (e.g., Lobbyists, Bidder's Consultants). The State reserves the right to limit correspondence and communications recipients or meeting attendees.

3 FORMAT AND SUBMISSION REQUIREMENTS

The Draft Bid and Final Bid submission are Mandatory steps for all Bidders; all other steps are optional except as may be otherwise stated. However, all Bidders are strongly encouraged to follow the scheduled steps of this procurement to the extent that they are offered in order to increase the chance of submitting a compliant Final Bid. Cost information provided in any submission other than the Final Bid may disqualify the Bidder and preclude the Bidder from continuing in the procurement process.

3.1 SUBMISSION REQUIREMENTS

3.1.1 Date, Time and Address of Submittals

Mail or deliver Bids to the Procurement Official listed in Section 2.1.1, *Procurement Official*. If mailed, it is suggested that Bidders use certified or registered mail with return receipt requested, as delivery of documents is at the Bidder's own risk of untimely delivery, lost mail, etc.

Proposals and Bids must be received not later than the dates and times specified in Section 2.2, *Key Action Dates*. A Final Bid not received by the date and time specified in Section 2.2, *Key Action Dates*, or not sealed, may be rejected.

Bids should be submitted as follows:

Hand Delivered Bids, Parcel Post (FedEx, UPS, etc.)	**United States Postal Service (USPS)**
California Department of Technology Statewide Technology Procurement **Attn: David Sanchez and Amy Snow** 10860 Gold Center Drive Suite 200 – Security Desk Rancho Cordova, CA 95670	California Department of Technology Statewide Technology Procurement **Attn: David Sanchez and Amy Snow** Mail Stop Y12 P.O. Box 1810 Rancho Cordova, CA 95741

3.1.2 Packaging and Labeling

The Bidder's overall package shall be sealed and labeled as follows:

1. The Bidder's name and address
2. The IFB number "IFB C4CVD18"
3. Identification of the submittal as either "Draft Bid" or "Final Bid"
4. Box "# of #", if more than one (1) box is required for the entire submission.
5. Each binder and CD/DVD must be plainly marked with:

a. The Bidder's name

b. The IFB number "IFB C4CVD18"

c. Identification of the submittal as either "Draft Bid" or "Final Bid" and the due date of the submission.

d. The number and name of the Subcategory, e.g., "Subcategory 19.1, Cellular Business Services". The Volume number and title as appropriate for the type of submittal as listed below:

   i. Draft Bids shall contain up to two (2) Volumes as described in Section 3.2, *Draft Bids*.

   ii. Final Bids shall contain up to three (3) Volumes as described in Section 3.3, *Final Bids*.

Inclusion of any cost information, including references to percentage discounts in the Draft Bids may preclude the Bidder from continuing in the procurement process.

For the Final Bids, each Subcategory's Volume 3, Cost Information should be in its own sealed package (or envelope) that is separate from Volumes 1 and 2 and also separate from the Volume 3 Cost Information of any other Subcategory. Each separately sealed Volume 3 CDs/DVDs within it must all be clearly marked with:

1. The Bidder's name
2. The IFB number, as "IFB C4CVD18"
3. The Subcategory Bid, e.g., "Subcategory 19.1, Cellular Business Services"
4. "Volume 3, Cost Information"

If the Cost Information is not submitted in its own separately sealed package (or envelope), the Bid may be rejected.

3.1.3 Formatting

1. The Bidders shall not add logos, graphics, or backgrounds to any portion of IFB C4CVD18.
2. The Bidders shall not modify any portion of the original text or format of this solicitation (including footer text) and the Bidder's response shall be submitted as originally presented by the State, except:

   a. The Bidders shall only modify the header text of their response to add the Bidder's actual name in place of "Bidder's Name" above "IFB C4CVD18" in the text, font and format provided;

   b. When adding a watermark to the Master copy of the Bid; and,

   c. Where the Bidders are instructed to provide a response.

3. Hard Copy Submissions should:

a. Be on standard 8.5” x 11” paper. Hard copy of large size drawings shall not be larger than Standard E-size format; and,

b. Use clearly marked tabs, page numbers and table of contents for effective access to the Bidder’s material.

4. Soft Copy Submissions should:

a. Be in searchable Microsoft Word and Excel (version 2013 or higher) as appropriate, or compatible, except:

iii. Electronic files of drawings shall be in AutoCAD Reader 2010 Version 18, Release 24 or newer (.dwg) or Microsoft Visio 2003 or newer (.vsd), or compatible; and,

iv. Exhibits requiring signatures may be submitted in PDF format.

b. Use clearly marked tabs, page numbers and table of contents for effective access to the Bidder’s material.

c. Be organized into appropriate files and folders designed for easy access.

d. Be separate files as originally released by the State (this does not apply to any Exhibits). Exhibits must be submitted as individual files.

e. Bid documents should not be combined into one (1) large document (i.e., do not combine the SOW Business Requirements document and the Exhibit document together).

f. Be separate files as originally released by the State and shall not be embedded as an attachment in a master document.

3.1.3.1 Specific Formatting by Volume

1. Volume 1 – Common Administrative Requirements shall be provided in the following number of copies:

a. One (1) Master hard copy (printed marked “Master”)

b. Two (2) soft copies (CD/DVDs)

2. Volume 1 – SOW Business Requirements shall be provided in the following number of copies:

a. Two (2) soft copies (CD/DVDs, one (1) with all documents watermarked “Master”)

3. Volume 2 – Subcategory Requirements shall be provided in the following number of copies:

a. Two (2) soft copies (CD/DVDs, one (1) with all documents watermarked “Master”)

4. Volume 3 – Cost Information shall be provided in the following number of copies:

a. Two (2) soft copies (CD/DVDs, one (1) with all documents watermarked "Master")

The Bidders shall not include cost figures in any Volume 1 or Volume 2 of the Final Bid, or in any prior submittal (Draft Bids or other correspondence). Inclusion of cost figures in Volumes 1 and 2 of the Final Bid or in any prior submittal may be considered a material deviation and result in rejection of the Bid.

As stated in Section 2.4.10, *Confidentiality,* the Bidders should be aware that marking the Final Bid "confidential" or "proprietary" may exclude it from consideration for award.

3.2 DRAFT BIDS (MANDATORY)

Submission of a Draft Bid is a Mandatory step for this IFB C4CVD18. Draft Bids are due to the Procurement Official listed in Section 2.1.1 by the date and time indicated in Section 2.2, *Key Action Dates*. Failure to submit a Draft Bid will disqualify the Bidder from Contract Award as a result of this IFB C4CVD18.

The intent of the Draft Bid submittal is to determine whether the Bidder's proposed solutions and services are responsive to the Requirements. Draft Bids will allow the State to potentially identify elements that are not responsive and the changes would be necessary and acceptable for a responsive and responsible Final Bid to be submitted by the Bidder. Therefore, it is important to note that Draft Bids should be complete in every aspect as required by Section 3.3, *Final Bids*, without costs on any Draft submittal document and without submitting Volume 3, *Cost Information*. **Submission of any costs, including Volume 3, may be considered a material deviation and disqualify the Bidder from further participation in the IFB process.**

The Bidders are cautioned not to rely on the State's review of the Draft Bids to discover and report to the Bidder all defects and errors in the submitted documents. The State makes no warranty that all such errors will be identified during the review of the Draft Bid or that such errors remaining in the Final Bid will not cause the Final Bid to be rejected.

The inclusion of cost information in the Draft Bid may be a basis for rejecting the Bid and notifying the Bidder that further participation in the procurement is prohibited.

Any product supporting literature containing costs or rates, (such as catalogs, maintenance service rates, etc.), submitted as part of the Draft Bid should have all cost figures replaced with "XXX", or otherwise obscured.

3.2.1 Confidential Discussions Following Draft Bids

After the State's review of Draft Bids, the Bidders that have submitted Draft Bids will be invited to participate in Confidential Discussions with the State. The Bidders will be notified in writing of the content for the discussion as well as the date and time.

The primary purpose of Confidential Discussions is to allow the State and the Bidder to discuss the State's Requirements and the Bidder's response to those Requirements with the goal being a responsive and responsible Final Bid submitted by the Bidder.

The Bidder should bring to the discussion those persons who may be required in order to answer questions and to commit to changes. The Bidder participation may be limited to five (5) individuals in accordance with Section 2.4.15, *Bidder Representatives*. To the maximum extent practical, the Bidder will address the evaluation team's concerns described in the agenda, and any attachments thereto, and should be prepared to answer questions and discuss each of the agenda items.

3.3 FINAL BIDS

Final Bids not received by the date and time indicated in Section 2.2, *Key Action Dates*, shall not be evaluated. Delivery Requirements shall be as defined in Section 3.1, *Submission Requirements*. **Additionally, Final Bids received from a Bidder that did not submit a Draft Bid shall not be evaluated.**

The Bidder's Final Bid must be a complete submission rather than simply the changes made by the Bidder to its Draft Bid. Before submitting its Final Bid, the Bidder should carefully proof it for errors and adherence to all Requirements.

3.3.1 Organization of Submission

The Bidder's response shall be in the order indicated below. Instructions for individual items are in Section 3.3.2, *Specific Instructions for Final Bid Items*.

3.3.1.1 Volume 1 – Response to Common Administrative Requirements (hard and soft copy)

1. Volume 1 – Response to Common Administrative Requirements contains each item listed below, applicable to all Categories, in the following order – all soft copies shall be provided as separate files.
    a. Cover Letter (Section 2.3.5)
    b. Exhibit 2: Confidentiality Statement (if not previously provided) (Section 2.3.2)
    c. Exhibit 3: Response to Administrative Requirements (Section 2.3)
    d. Exhibit 4: *STD 213, Standard Agreement – Telecommunications* (Section 2.3.6)
2. Volume 1 – Response to the SOW Business Requirements (soft copy CD/DVD only)
    a. Complete response to the SOW Business Requirements common to all Categories.

3.3.1.2 Volume 2 – Response to Unique Subcategory Requirements (soft copy CD/DVD only)

Volume 2 should contain all information that is unique to each Subcategory being Bid, with each Subcategory separated into its own folder (or folders). Each Subcategory submittal should contain the following items:

1. Required IFB C4CVD18 Exhibits unique to each Subcategory (as separate files), in the following order:
   a. Exhibit 5: Bidding Preference and Incentive (Section 2.3.8)
   b. Exhibit 7: *GSPD 05-105 Bidder Declaration* (Section 2.3.14)
2. Preference/Incentive Exhibits, (required only if the Bidder is applying for any of the preference and incentive programs for itself or its Subcontractors):
   a. Exhibit 6: STD 843, DVBE Declarations (required if claiming a DVBE incentive per Section 2.3.11.)
   b. Exhibit 8: *STD 830 TACPA Preference Request* (required if claiming TACPA preference per Section 2.3.13.)
   c. Exhibit 9: *Commercially Useful Function Statement* (required if claiming a SB subcontracting preference or a DVBE subcontracting incentive per Section 2.3.12.)
3. SOW Submittals unique to each Subcategory:
   a. Complete response to SOW Technical Requirements
   b. Complete response to Catalog A (without Costs) – only required **for Draft Bids**

3.3.1.3 Volume 3 – Cost Information (soft copy CD/DVD only) – Final Bids Only

A separately sealed and labeled Volume 3 envelope should be submitted for each Subcategory being bid. Each submitted Volume 3 should contain:

1. Cost Worksheets
2. Catalog A (with Costs) per Section 3.3.2.7, *Catalog A (with Costs – Final Bids Only)*
3. Cost Supporting Literature (only required if offering Unsolicited priced items)

Note to Bidders: Requirements that state the “Bidder shall provide” means that the Bidder must fulfill the specific Requirements and submit with the response. Requirements that state the “Contractor shall provide” means that the responsibility to fulfill the Requirements are the responsibility of the Contractor after Contract Award.

Example:

The Bidder's submittal for Subcategory 19.1 will consist of:

1. One (1) binder (with two (2) CD/DVDs) of Volume 1 – Response to Common Administrative Requirements.
2. Two (2) CD/DVDs of Volume 1 – Response to the SOW Business Requirements.
3. Two (2) CD/DVDs of Volume 2 - Response to Unique Subcategory Requirements.
4. Two (2) CD/DVDs of Volume 3 – Cost Information.

Each Volume 3 CD/DVD should be separately sealed and labeled.

3.3.2 Specific Instructions for Bid Submissions

The Bidders shall adhere to the following instructions concerning specific portions of their Bids. The Bidders shall include the following items.

3.3.2.1 SOW Mandatory Business Requirements

The SOW Business Requirements for this IFB are mandatory to both Subcategory 19.1 and 19.2, unless specifically stated:

1. "This Requirement applies to Subcategory 19.1 only" In this case, if the Bidder is not submitting a Bid for Subcategory 19.1 (the Bidder is bidding on Subcategory 19.2 only), then instead of submitting a "yes" or "no" response, the Bidder would mark "N/A" for not applicable.

   "Bidder understands the Requirement and shall meet it or exceed it? Yes____ No____ N/A____(Respond N/A if not bidding Subcategory 19.1 only)"

   OR

2. Supplemental Requirements applies to Subcategory 19.2 only

   The Bidders shall check either "Yes" or "No" in response to the question to indicate that either a "Yes" that they understand the State's Requirement as stated in the SOW and that they shall comply with the Requirement, or "No" that they cannot or do not intend to meet the Requirement as stated. A Bidder's response of "No" to a Mandatory (M) Requirement WILL be considered a Material Deviation and disqualify the Bidder from possible Contract Award.

3.3.2.2 SOW Mandatory Technical Requirements

1. RESPONSE TO MANDATORY REQUIREMENTS

All Mandatory (M), Mandatory Scorable (M-S) Requirements in the SOW's Technical Requirements will have a Bidder response line that essentially states:

"Bidder understands the Requirement and shall meet it or exceed it? Yes____ No____"

The Bidders shall check either "Yes" or "No" in response to the question to indicate that either a "Yes" that they understand the State's Requirement as stated in the SOW and that they shall comply with the Requirement, or "No" that they cannot or do not intend to meet the Requirement as stated. A Bidder's response of "No" to a Mandatory (M) or Mandatory Scorable (M-S) Requirement WILL be considered a Material Deviation and disqualify the Bidder from possible Contract Award.

Unless otherwise listed, each reference to an SOW Requirement includes all aspects of the Requirement that may be required in order to provide full functionality of the Requirement whether or not every aspect is detailed in the Requirement's specification, and whether or not the SOW Section number is included in the response question. All Bidders must provide a response to every Requirement within each Subcategory they are bidding. Failure to respond to a Mandatory (M) or Mandatory Scorable (M-S) Requirement may be considered a Material Deviation and disqualify the Bidder from possible Contract Award.

2. RESPONSE TO MANDATORY TABLES

Many Mandatory Requirements also contain tables of Mandatory products or items that the Bidders must respond to. An example is depicted below.

Figure 1: Example of a Mandatory Requirement table

Table 19.1.2.2.1.a – Voice, Text and Data Service Plans						
	Feature Name	**Feature Description**	**Product Identifier**	**Bidder's Description**	**Bidder Meets or Exceeds?**	
					Y	**N**

For each Mandatory table item, the Bidders must respond to the question, "Bidder Meets or Exceed? Y N" by checking either the "Y" (Yes) column's box to indicate that the Bidder will meet or exceed the Requirement (or agrees to meet the Requirement); or by checking the "N" (No) column's box to indicate that the Bidder does not commit to meet or exceed the Requirement (or does not agree to meet the Requirement). Failure to respond to either the "Y" or the "N" box, may be considered a Material Deviation and disqualify the Bidder from possible Contract Award.

For each Mandatory table that includes a field for the Bidder's Description (as in the example in Figure 2), the Bidder has the option to enter limited descriptive text that further clarifies the service/feature Requirement. The Bidders are not required to enter information in the "Bidder's Description" field. Conditional or contradictory statements that conflict with the Requirements may be considered a Material Deviation and disqualify the Bidder from possible Contract Award. Additionally, providing extensive language or references to online links (URLs) (except where specifically requested) may be considered a Material Deviation and disqualify the Bidder from possible Contract Award. The Bidders shall not include marketing language in the "Bidders Description" field.

3. RESPONSE TO MANDATORY SCORABLE REQUIREMENTS

The SOW Technical Requirements contain tables where the Bidder is required to commit to a stated minimum level of performance that will be scored for those Mandatory items. The Bidders must indicate their commitment by entering either "B" (Basic), "S" (Standard), or "P" (Premier), as applicable, for each Mandatory Scorable (M-S) Requirement. Failing to enter a commitment may be considered a Material Deviation and disqualify the Bidder from possible Contract Award. Refer to Section 4.2.4, *Scoring of SOW Technical Requirements*, for scoring and points distribution.

4. ADDITIONAL RESPONSE GUIDELINES

If, in the sole opinion of the State, a Bidder's Description contradicts the Bidder's assertion that it understands the Requirement and will meet or exceed it, the State may declare that the Bidder has not met the Requirement, and may be considered a material deviation, causing the Bid to be rejected for non-compliance.

The Bidders should be aware that descriptions that exceed the minimal Requirement specified in the SOW may cause the Bidder to be committed to providing the higher level of service offered by the Bidder in its description at the price offered by the Bidder for the SOW specified Requirement.

Where no description is allowed or requested the Bidder must meet the Requirement exactly as stated without deviation. <u>The Bidder shall not provide additional language or descriptions in any area not requested</u>. Providing additional language or descriptions in any area not requested may be considered a material deviation and disqualify the Bidder from possible Contract Award.

Pricing or cost information should not be included in any response, description or literature submitted by the Bidder within its response to the SOW's Mandatory Business or Technical Requirements. <u>Failure to comply with this may be considered a material deviation.</u>

3.3.2.3 Unsolicited Offerings

SOW Technical Requirements may include product tables that will allow the Bidder to offer additional items that are not specified in the Requirement. Where the SOW does not offer the Bidder the opportunity to offer Unsolicited items, the Bidder shall not offer them.

Unsolicited items are optional, but if offered by the Bidder, unsolicited items must be relevant to and within the scope of the SOW Technical Requirement of the applicable Subcategory to which the Bidder is responding. Unsolicited offerings may provide additional features or functionalities, but may not replace or negate the State's Requirement or offer a solution that is presented as a replacement in order for the Bidder to bypass the Mandatory Requirement. The State reserves the sole right to determine if an Unsolicited item is out of scope or is otherwise not in the State's program interests. Such items may be rejected by the State up to 90 calendar days after award. See Section 5.1, *Removal of Unsolicited Items*.

Pricing or cost information should not be included in any response, description or literature submitted by the Bidder within its Volume 1 or Volume 2 response to the unsolicited SOW Business or Technical Requirements.

An example of an Unsolicited offering table is provided below.

Figure 2: Example of an Unsolicited offering table

Table 19.1.2.2..b – Unsolicited Voice, Text and Data Service Plan Features		
Feature Name	**Product Identifier**	**Bidder's Description**

For each Unsolicited item, the Bidder shall enter descriptive text in the fields provided.

1. "Feature Name" shall provide the Bidder's **unique** name of the feature.
2. "Product Identifier" shall provide the Bidder's unique product identifier that will be used for all CALNET transactions.
3. "Bidder's Description:" shall provide additional information used to differentiate the service or product from other items.

The "Bidder's Description" field may be expanded as necessary to accommodate content, and the Bidders may expand this table by duplicating rows in order to offer multiple Unsolicited items or features.

3.3.2.4 Catalog A (without Costs) – Draft Bids Only

This Section 3.3.2.4 applies only to Section 3.2, *Draft Bids (Mandatory)*. The Bidders are required to submit a Catalog A with costs with their Final Bid (refer to Section 3.3 for Final Bid submission Requirements).

The Bidders shall submit a Catalog A (without costs) with their Draft Bid Volume 2 that contains all Mandatory and offered Unsolicited services.

Catalog A shall include information as shown below in Figure 3, and is also provided as a separate MS Word file for the Bidders to complete and submit with their Draft Bid.

Figure 3: Example of Catalog A format
Table 19.2.2.1 – Voice and Text Service Plan

Contractor's Description of Service, include required service description offered by the Contractor:
Geographic Availability:
Service Limitations and Restrictions:

Table 19.2.2.1 –Voice and Text Service Plan for Basic Phones Only						
	Feature Name	**Unit of Measure**	**Product Identifier**	**Restrictions, Limitations and Additional Information**	**Non-Recurring Charge**	**Monthly Recurring Charge**
Table 19.2.2.1.a –Voice and Text Service Plan for Basic Phones Only						
1	**Voice and Text Service Plan**	Month				
2	**Wireless Priority Service**	Month				
Table 19.2.2.1.b – Unsolicited Voice and Text Service Plan Features for Basic Phones Only						
1						
2						

Instructions for completing Catalog A for Mandatory and Unsolicited items are provided below. The Bidders are cautioned that any language provided by the Bidder that contradicts the State's Requirements may be considered a Material Deviation and disqualify the Bidder from possible Contract Award.

1. The Bidders are to only fill in the unshaded cells when Catalog A is submitted with the Draft Bids. Do not fill in any cost information.[6]
2. The Contractor's Description of Service, including required service description offered by the Contractor.

[6] The Bidders will fill in the cost portions and submit with their Final Bid per Section 3.3.2.7, *Catalog A (with Costs – Final Bids Only)*.

3. Geographic Availability: Describe where the service is geographically available.
4. Service limitations and Restrictions: Describe limitations and restrictions common to all service features. If the Bidder has no service limitations or restrictions, the Bidder shall indicate such by entering "none". The Bidders are cautioned that any of the following limitations or restrictions provided by the Bidder are unacceptable <u>and may be considered a Material Deviation and disqualify the Bidder from possible Contract Award</u> (this is not an all-inclusive list and is provided for example):
   a. Minimum monthly Usage Charges (see Section 69 of the eVAQ General Provisions – CALNET, *Charges*);
   b. Requirements for a minimum order quantity for any service or feature;
   c. Requirements for the Customers to commit to more than one (1) month's service; or,
   d. Requirements that include advance payment for services or features prior to implementation and acceptance by the Customer.
5. Product Identifier: Enter the Product Identifier that matches the Product Identifier provided in the Bidder's response to the SOW Technical Requirements.
6. Non-Recurring Charge: DO NOT ENTER ANYTHING IN THIS COLUMN.
7. Monthly Recurring Charge: DO NOT ENTER ANYTHING IN THIS COLUMN.

The instructions below apply only to Unsolicited items in Catalog A:

1. Feature Name: The Feature Name as provided by the Bidder in the corresponding SOW Technical Requirements table.
2. Unit of Measure: The unit of measure applicable to the service/feature being offered by the Bidder.

3.3.2.5 SOW Supporting Literature

The Bidders shall not provide supplemental or supporting product literature within their submitted Volumes 1 and 2. Providing such literature may be considered a material deviation and the content included in such literature may be considered a material deviation and disqualify the Bidder from potential Contract Award.

3.3.2.6 Cost Worksheet Information

All cost and pricing information must be contained within the Bidder's separately sealed Volume 3. In providing its cost information for Mandatory and Unsolicited items, the Bidder must use the MS Excel Cost Worksheets provided with this IFB C4CVD18.

In determining their bidding strategy, the Bidder needs to establish their own best estimates of applicable unit transaction volumes. Note that actual transaction volumes experienced by each awarded Contractor may vary significantly from the transaction volumes in the cost worksheet depending upon a variety of factors. **The Bidders are cautioned that the estimated numbers of transactions used in the "Calc" tabs of the Cost Worksheets are for cost evaluation purposes only and should not be relied on as a forecast of actual transaction volumes.**

Instructions for the Cost Worksheets are as follows:

A. SERVICE COSTS

The Bidder shall list all costs to the State to provide the services and features ordered through its Contracts awarded as a result of this IFB C4CVD18. The Bidder shall identify in its submitted SOW Cost Worksheets all costs associated with the Subcategory being bid. Only the items listed by the State in the Cost Worksheets or provided as Unsolicited Items by the Bidder shall be priced. All other SOW Business and Technical Requirements shall be provided at no cost. Costs will include all Non-Recurring, Monthly Recurring, usage, Contract volume discounts, and term pricing options as applicable. Term pricing options will be limited to specifically designated services approved by the State. Unless specifically stated otherwise by the State, any proposal for listed pricing is to include all elements necessary to configure an instance of working service (activation, delivery, and training). Service elements without associated pricing will be considered no charge items. Therefore, the Bidder should review all Cost Worksheets carefully prior to Final Bid submission. Costs proposed for a Subcategory may not be conditioned or affected by award of any other Subcategory. All service costs (including costs for Unsolicited items) listed in the Final Bid Cost Worksheets shall be the maximum costs allowable, and shall not increase during the Contract Term including extensions.

B. USAGE BASED COST STANDARD

All costs entered by the Bidder for Usage Based Services in the Cost Worksheets shall not extend more than four (4) decimal places.

C. SERVICE TAXES, FEES AND SURCHARGES

Applicable taxes, fees, surcharges, and surcredits shall not be a component of the pricing proposed in the Cost Worksheets.

D. COST WORKSHEETS

The Bidders shall fill out the Cost Worksheets, for all Subcategory costs bid. The Bidders shall submit their cost worksheets per the instructions in Section 3.1, *Submission Requirements*, (with dollar amounts and discount percentages only

contained in the Final Bid, and then within separately sealed envelopes). The submitted costs contained within the worksheets will be used for evaluation purposes per Section 2, *Cost Evaluation*, and will also be used to establish the maximum contracted costs and rates of the final awarded Contracts.

The definitions of the services of each Subcategory that require costing are provided in the individual referenced SOW Technical Requirements. Further instructions and definitions pertinent to the costing of services are contained in the subsections below. Additional cost instructions applicable to the specific services are provided within the individual Cost Worksheets as necessary. The Bidders are cautioned that they are not to add language to the Cost Worksheets, nor are they allowed to add cost elements, except where specifically stated in the Cost Worksheets, for example in the "Unsolicited" cost tables. When copying and pasting data from other sources to the Cost Worksheets, the Bidder's should note that the paste function will work properly by using the right clipboard icon (Match Destination Formatting) under the "Paste" icon on the "Home" banner in Excel.

If a service feature or element identified in the SOW Business and Technical Requirements is not specifically identified within its associated SOW Cost Worksheets, it shall be provided by the Bidder at no additional charge when the item is ordered by the Customer. The Bidders shall provide one (1) single, uniform price throughout the Bidder's commercial service area or as defined by the SOW Technical Requirements for the Standardized Service Plans and unsolicited services. Thus, a Bidder that offers its services commercially to both Los Angeles and Eureka shall offer its equivalent CALNET Cellular Voice and Data Services at the same maximum Bid rate for a location in Los Angeles and Eureka regardless of whether or not the service had been previously delivered to a Customer in Eureka or not.

3.3.2.6.1 Cost Worksheet Elements – Mandatory Services

The SOW Cost Worksheets contain the following elements:

1. Non-Recurring Charge:

Non-Recurring Charges for services or features shall be provided per Product ID excluding any State Associated Administrative Fee (SAAF), where applicable, in the Cost Worksheets. Cost Worksheets that include "N/A" in the "Non-Recurring Charge" field are intended to designate services and features where the installation and/or activation charges do not apply or related Equipment, installation or activation costs are amortized in Monthly Recurring Charges.

2. Monthly Recurring Charge:

Monthly Recurring Charges for services or features shall be provided per Product ID excluding any SAAF, where applicable, in the Cost Worksheets. Cost Worksheets that include "N/A" in the Monthly Recurring field are intended to designate services that are to be priced on a one-time non-recurring basis.

3.3.2.6.2 Equipment Discount Percentage - Mandatory

The Bidder's discount percentages associated with the Equipment shall be provided as a percentage discount off the Manufacturer's List Prices in the Cost Worksheets submitted with the Final Bid.

The Bidders shall enter the percentage discounts in the Cost Worksheets for this Contract for each Equipment type (Basic Mobile Phone, Smartphone, Mobile Hotspot, Tablet, and Accessories).

The percentage discount represents the minimum discount provided to the Customers. The Contractor may offer greater discounts throughout the Contract Term.

3.3.2.6.3 Cost Worksheet Elements – Unsolicited Items

Cost tables for Unsolicited items are offered in the Cost Worksheets to allow the Bidders to price their offered Unsolicited items. Unsolicited items identified by the Bidder in the Cost Worksheets must match the Unsolicited items in the associated Unsolicited table in the Bidder's response to the SOW Technical Requirements.

Unsolicited items added to the Contract that provide essentially the same functionality as a State identified Mandatory no-charge feature, element or SOW Technical Requirement not included in the cost sheets shall be provided at no cost.

The State, at its sole discretion, will determine which of the proposed Unsolicited features or elements will be included in the awarded Contract. The Bidders are cautioned that Unsolicited items priced above market rates will likely not be included in the Contract. The Bidders shall not provide Unsolicited services that represent an unbundling of the services identified in the SOW Technical Requirements.

The cost tables of the Bidder's Unsolicited offerings will generally appear as in the following example:

Figure 4: Example of a cost table for Unsolicited offerings

Total Percentage Discount for this Cost Worksheet	Offer	Catalog	% Discount
	$63.00	$77.00	18.2%

	19.1.2.2.b - Unsolicited Voice and Text Service Plan Features				* Note Extended prices based on 1 install and 12 months recurring				Catalog Reference Information				
	Unsolicited Product or Feature Name	Unit of measure	Offer Price			Catalog Price			% Discount	Bidder's Catalog Product Identifier	Reference document (name of catalog)	Location	Page
			Non-Recurring Charge	Monthly Recurring Charge	Extended Price *	Non-Recurring Charge	Monthly Recurring Charge	Extended Price *					
1	Widget	Each	$15.00	$1.50	$53.00	$18.00	$2.00	$62.00	15%	WGT	Brochure	Tab 1	12
2	Expedite	Order	$10.00	N/A	$10.00	$15.00	N/A	$15.00	33%	Expedite	Brochure	Tab 3	2

In the above example, Unsolicited items 1 and 2 have been filled in for illustrative purposes only. The actual Unsolicited cost tables are Excel worksheets, and the Bidder may expand columns or rows to accommodate necessary content.

The Bidders shall use the Unsolicited tables provided in the Cost Worksheets, and shall only fill in the unshaded cells. The Bidders must fill in all unshaded cells for each offered Unsolicited item; reliance upon the prices contained in the published catalog is insufficient. The definition of the elements in the Unsolicited cost tables (Non-Recurring Charge, Monthly Recurring Charge, Unit of Measure are the same as those for the Mandatory cost tables as defined in this Section 3.3.2.6, *Cost Worksheet Information*.

In addition to submitting the Cost Worksheets with the Final Bid, the Bidder must also submit, as part of its cost proposal, a dated copy of its published catalog(s) that includes the published product descriptions and published prices, for all Unsolicited items that will be scored per Section 4.2.5.5, *Scoring of Unsolicited Item Costs*. Such catalogs may be those of the Bidder, or may be of a manufacturer or supplier of the Unsolicited items from whom the Bidder will be obtaining the item. Any active Contract or state and/or federal published tariffs may be considered an acceptable form of a published catalog. A Bidder may submit more than one (1) catalog in order to confirm all Unsolicited offerings within a Subcategory, but the Bidder shall only reference one (1) catalog per Unsolicited item. If the published catalog price list(s), or manufacturer's published price list, is in a separate document from the published catalog descriptions, the Bidders must identify both referenced documents and locations in order to allow the State to confirm that the offered prices correspond to the Bidder's Unsolicited product or feature description. The catalog pricing document must also be publicly available, i.e., dated and published.

The published catalogs and published price lists may be organized in any manner deemed appropriate by the Bidder, but should be organized in a manner that facilitates the ability of the State to locate information germane to the Requirements. The published catalogs and published price lists are to be included in the Bidder's Volume 3 response, separately for each Subcategory Bid.

Failure to provide published documents or catalogs and published price lists with the Bidder's Volume 3 response for any Unsolicited offering will result in a zero (0) point score for the Unsolicited offering.

3.3.2.7 Catalog A (with Costs) – Final Bids Only

This Section 3.3.2.7 applies only to Section 3.3, *Final Bids*. The Bidders are not required to submit a Catalog A without costs with their Draft Bid (refer to Section 3.2 for Draft Bid submission Requirements).

The Bidders shall submit a Catalog A (with costs) with their Final Bid Volume 3 that contains all Mandatory and offered Unsolicited SOW Technical Services and associated costs. This catalog shall include information as shown below in Figure 5, and is provided as a separate MS Word file for Bidders to complete and submit with their Final Bid.

Catalog A will become a list of the Bidder's priced items approved by the State for award, and will be part of the Contract. Items not approved by the State for final award shall not be included in Catalog B (Section 5.3.1). All changes to Catalog A after Contract Award shall be accomplished in accordance with the State's Contract amendment process.

Figure 5: Example of Catalog A (with Costs) format

Table 19.1.2.2.3 –Voice and Text Service Plan

Contractor's Description of Service, include required service description, features and additional features offered by the Contractor:
Geographic Availability:
Service Limitations and Restrictions:

Table 19.1.2.2.3 –Voice and Text Service Plan for Basic Phones Only

	Feature Name	Unit of Measure	Product Identifier	Restrictions, Limitations and Additional Information	Non-Recurring Charge	Monthly Recurring Charge
1	**Voice and Text Service Plan**	Month				

Instructions for completing Catalog A for Mandatory and Unsolicited items are provided below. The Bidders are cautioned that any language provided by the Bidder that contradicts the State's Requirements **may be considered a material deviation and disqualify the Bidder from possible Contract Award.**

1. Contractor's Description of Service, including required service description, and additional features offered by the Contractor.
2. Geographic Availability: Describe where the service is geographically available.
3. Service limitations and Restrictions: Describe limitations and restrictions common to all service features. If the Bidder has no service limitations or restrictions, the Bidder shall indicate such by entering "none". The Bidders are cautioned that any of the following limitations or restrictions provided by the Bidder are unacceptable and <u>may be considered a material deviation and disqualify the Bidder from possible Contract Award</u> (this is not an all-inclusive list and is provided for example):
   a. Minimum monthly Usage Charges (see Section 69 of the eVAQ, *Charges*);
   b. Requirements for a minimum order quantity for any service or feature;
   c. Requirements for the Customers to commit to more than one (1) month's service; or,
   d. Requirements that include advance payment for services or features prior to implementation and acceptance by the Customer.
4. Feature Restrictions, Limitations and Additional Information: Identify all restrictions, limitations and other information that is uniquely associated with the offered item or feature (i.e., not common to all features), including specific dependencies and configuration Requirements. The Bidders are cautioned that any of the following limitations or restrictions provided by the Bidder are unacceptable and <u>may be considered a material deviation and disqualify the Bidder from possible Contract Award</u> (this is not an all-inclusive list and is provided for example):
   a. Minimum monthly Usage Charges (see Section 69 of the eVAQ, *Charges*);
   b. Requirements for a minimum order quantity for any service or feature;
   c. Requirements for the Customers to commit to more than one (1) month's service; or,
   d. Requirements that include advance payment for services or features prior to implementation and acceptance by the Customer.

5. Non-Recurring Charge: The Bidders shall enter the Non-Recurring Charge which must match those submitted in the Bidder's Cost Worksheets.
6. Monthly Recurring Charge: The Bidders shall enter the Monthly Recurring Charge which must match those submitted in the Bidder's Cost Worksheets.

The instructions below apply only to Unsolicited items in Catalog A:

7. Feature Name: The Feature Name as provided by the Bidder in the corresponding SOW Technical Requirements table and the Unsolicited Cost Worksheets.
8. Unit of Measure: The unit of measure applicable to the service/feature being offered by the Bidder as provided by the Bidder in the corresponding Unsolicited Cost Worksheets.
9. Product Identifier: Enter the Product Identifier that matches the Product Identifier provided in the Bidder's response to the SOW Technical Requirements.

3.3.2.8 Bid Submission Checklist

A Final Bid Submission Checklist of submittal documents is provided as Attachment 1. The Bidders are encouraged to use the checklist to assist them in submitting a compliant Final Bid.

The State makes no warranty that the checklist is a full and comprehensive listing of every Requirement specified in the IFB C4CVD18. Checking off the items on the checklist does not establish the Bidder's intent nor does it constitute responsiveness to the Requirements.

The checklist is only a tool to assist participating Bidders in compiling the Final Bid response and is not required to be submitted with the Final Bid.

3.4 BEST AND FINAL OFFERS

Best and Final Offers (BAFOs) shall be organized and provided per the instructions of Section 3.3, *Final Bids*, except that all changes shall be marked with tracked changes, and shall include an Executive Summary of changes, with a corresponding statement, as described in Section 4.3.3, *BAFO Submission*.

4 BID EVALUATION

Final selection for a Contract Award will be based on the Bidder being responsive to IFB C4CVD18 and the Bidder's best value score as described in this Section 4. Only a Bidder's Final Bid shall be used for Final Bid evaluation; Draft Bids shall not be used.

The distribution of evaluation points for each Subcategory is as follows:

Table 3: Overall evaluation percentages and possible points for 19.1

Evaluation group	Percentage	Possible Points
Administrative Requirements	Pass/Fail	n/a
Mandatory SOW Business and Technical Requirements	40%	4,000
Mandatory Scorable SOW Technical Requirements (M-S)	20%	2,000
Cost	30%	3,000
Unsolicited Offerings Discount Off List	2.5%	250
Equipment Discount Off List	7.5%	750
Total:	**100%**	**10,000**

Table 4: Overall evaluation percentages and possible points for 19.2

Evaluation group	Percentage	Possible Points
Administrative Requirements	Pass/Fail	n/a
Mandatory SOW Business and Technical Requirements	40%	4,000
Mandatory Scorable SOW Technical Requirements (M-S)	20%	2,000
Cost	30%	3,000
Unsolicited Offerings Discount Off List	5%	500
Equipment Discount Off List	5%	500
Total:	**100%**	**10,000**

For each Subcategory, all Bidders' scores will be averaged, subject to the details of Sections 4.3.5, *Determination of the Average Baseline*, and 4.3.6, *Determination of Bidder's Qualification for Award*, as follows:

1. For Subcategory 19.1 each Bidder's total score that is not more than ten percent (10.0%) below the average of the Subcategory's total scores will be qualified for an award.

OR

2. For Subcategory 19.2 each Bidder's total score that is not more than ten percent (10.0%) below the average of the Subcategory's total scores will be qualified for an award.

4.1 EVALUATION PROCEDURES

4.1.1 Evaluation Questions

During the evaluation and selection process, the State may request the Bidder to clarify any area of the Bidder's response that the State determines to be unclear. This request for clarification will not be an opportunity for the Bidder to substantially change its proposal, however, the clarification material will substitute the Bidder's response section identified in the State's request for clarification. The State may desire the presence of a Bidder's representative for answering specific questions, or may ask such questions in writing. During the evaluation of Final Bids the State may ask the Bidder to clarify their submitted information but will not allow the Bidder to modify its Bid except per Section 4.1.3, *Errors in the Final Bid* and Section 2.4.6, *Negotiations*. The State's evaluation questions and the Bidder's answers, and related follow-up correspondence, shall be confidential with each Bidder, and shall not be made public via posting on the State's website as is the case with general questions described in Section 2.1, *Communications and Contacts*. The State's questions may be responded to via email to the Procurement Official listed in Section 2.1.1. All statements made in the Bidder's written response are binding and contractual.

4.1.2 Review of Draft Bids

The submission of Draft Bids will allow the State to assess whether the Bidder's proposed solutions are responsive to the Requirements and attempt to detect administrative or clerical errors and inconsistencies which, if contained in the Final Bid, may cause the Final Bid to be rejected. Draft Bids are Mandatory to be submitted but will not be scored. <u>Failure to submit a Draft Bid will disqualify a Bidder's Final Bid from being evaluated.</u>

Draft Bids received by the specified time and date will be opened and reviewed for detailed compliance with the Requirements. Following the State's review of the Draft Bids, the Bidders will be notified in writing of any defects found in order to facilitate their correction before the Final Bid submittal. <u>The State makes no warranty that all such errors will be identified during the review of the Draft Bid or that such errors remaining</u>

in the Final Bid will not cause the Final Bid to be rejected. If the State finds it necessary, the State may call for revised Draft Bid submittals, or portions thereof.

Per Section 3.2.1, *Confidential Discussions Following Draft Bids*, after the State's review of Draft Bids, the Bidders will be invited to participate in Confidential Discussions with the State. The Bidders will be notified in writing of the content for the discussion as well as the date and time.

Inclusion of cost or pricing figures or statements in the Draft Bid may cause the Bidder to be disqualified from the procurement.

4.1.3 Errors in the Final Bid

An error in the Final Bid may cause the rejection of that Bid; however, the State may at its sole option retain the Bid and make certain corrections. In determining if a correction will be made the State will consider the conformance of the Bid to the format and content required by this IFB C4CVD18, and any unusual complexity of the format and content required by this IFB C4CVD18.

The Bidders are cautioned not to rely on the State's review of the Bids to discover and report defects and errors in the submitted documents. The State makes no warranty that all such errors will be identified during the review.

1. If the Bidder's intent is clearly established based on review of the complete Final Bid submittal, the State may at its sole option correct an error based on that established intent.
2. If the State discovers obvious clerical or arithmetic errors, the State may, at its sole option, correct such errors. If the mathematical correction results in significant changes to the Bidder's response, the State will provide the Bidder the opportunity through the process identified in Section 4.1.1, Evaluation Questions to validate the resulting correction.
3. It is absolutely essential that the Bidders carefully review the cost elements in their Final Bid, since they will not have the option to correct errors after the time for submittal of the Final Bids.
4. The State may request clarification of items in the Bidder's response if the meaning is not clear to the State, utilizing the process identified in Section 4.1.1, Evaluation Questions. Responses to requests for clarification must be confirmed in writing by the Bidder as instructed by the State's Procurement Official at the time of the request.
5. In the event an ambiguity or discrepancy between any of the State's solicitation documents is detected after the opening of Bids, the State reserves the right to seek clarification and acceptance from the Bidder. Refer to Section 2.4.4, IFB C4CVD18 Documents, regarding immediate notification to the State contact when ambiguities, discrepancies, omissions, etcetera are discovered.

6. At the State's sole discretion, it may declare all Final Bids of a Subcategory to be Draft Bids in the event that the State determines that Final Bids from all Bidders contain material deviations. The Bidders may not protest the State's determination of all Final Bids being declared Draft Bids. If all Bids are declared to be Draft Bids, the State may issue an addendum to this IFB C4CVD18. Should this occur, confidential discussions may be held with the Bidders who are interested in continuing to be considered. Each Bidder will be notified of the due date for the submission of a new Final Bid to the State. This submission must conform to the Requirements of the original IFB C4CVD18 as modified by any addenda. The new Final Bids will be evaluated as required by Section 4.2, *Evaluation of Final Bids*.

4.2 EVALUATION OF FINAL BIDS

Final Bids must be complete in all respects as required by Section 3.3, *Final Bids*. A Final Bid may be rejected if it is conditional or incomplete, or if it contains any alterations of form or other irregularities of any kind. A Final Bid will be rejected if any such defect or irregularity constitutes a material deviation from the Requirements as defined in Section 2.4.2, *Identification and Classification of Requirements*.

The State shall check each Bid in detail to determine its compliance with the Requirements. The State reserves the right to use multiple means to validate and determine the Bidder's response to a Requirement. This may be through details in its description and/or supporting documentation provided or material that is publicly available, that may either support or contradict the Bidder's claim of intended compliance. If a Bid fails to meet a Requirement, the State will determine if the deviation is material. A material deviation of a Requirement in the Final Bid will cause rejection of the entire Bid. The State may reject any or all Bids and may waive any immaterial deviation or defect in a Bid. The State's waiver of any immaterial deviation or defect shall in no way modify the IFB C4CVD18 documents or excuse the Bidder from full compliance with the IFB C4CVD18 specifications if awarded the Contract.

4.2.1 Receipt and Validation of Documentation

All Final Bids received by the time and date specified in Section 2.2, *Key Action Dates*, will be opened and evaluated, except in such case a Final Bid is received from a Bidder which did not submit the Mandatory Draft Bid. If a Final Bid is received from a Bidder which did not submit the Mandatory Draft Bid, the Bid will not be opened and the Bidder will be notified in writing by the Procurement Official and arrangements will be made to return or destroy the Final Bid. No Final Bids will be accepted after the specified time and date.

Final Bids will be checked for the presence of the required documentation in conformance with the Requirements. Absence of required documentation may deem the Bid nonresponsive and cause the Bid to be rejected.

4.2.2 Evaluation of Required Information (Pass/Fail)

The State will evaluate all mandatory Requirements submitted in the Bidder's administrative, business and technical Bid sections as follows.

4.2.2.1 Administrative Requirements Evaluation (Pass/Fail)

The State will evaluate the Bidder's submitted Cover Letter, Exhibit 3, *Response to Administrative Requirements*, Exhibit 4, *STD 213 Standard Agreement – Telecommunications,* and all other applicable Exhibits, to determine whether the Bid contains valid responses to all of the Requirements set forth in Section 2.3, *Administrative Requirements*. A valid response must be provided for all Requirements. If a Bid lacks a valid response to any Requirement, it may be considered a material deviation and may be rejected.

Bids passing the administrative Requirements evaluation will proceed to the SOW Business Requirements evaluation.

4.2.2.2 SOW Business Requirements Evaluation (Pass/Fail)

In accordance with the specific instructions in Section 3.3.2.1, *SOW Mandatory Business Requirements,* the State will evaluate the Bidder's response to the SOW Business Requirements as follows.

1. SOW Business Requirements that apply to both Subcategory 19.1 and 19.2:

The Bidder must mark a "Yes" response to: "Bidder understands the Requirement and shall meet it or exceed it? Yes____ No____". If a Bidder marks "No" to a Mandatory Requirement (or provides conditional language), it WILL be considered a material deviation and disqualify the Bidder from Contract Award.

2. SOW Business Requirements that apply to Subcategory 19.1 only:
   a. If the Bidder is not bidding Subcategory 19.1, a valid response would be marking "N/A".
   b. If the Bidder is bidding Subcategory 19.1, a valid response would be marking "Yes".
   c. If a Bidder marks "No" to a Mandatory Requirement (or provides conditional language), it WILL be considered a material deviation and disqualify the Bidder from Contract Award.

3. SOW Business Requirements for Bidder's responding to Subcategory 19.2:

The Bidder must mark a "Yes" response to: "Bidder understands the Requirement and shall meet it or exceed it? Yes____ No____". If a Bidder marks "No" to a Mandatory Requirement (or provides conditional language), it WILL be considered a material deviation and disqualify the Bidder from Contract Award. Bids passing

the pass/fail SOW Business Requirements evaluation will proceed to the SOW Technical Requirements evaluation.

4.2.2.3 SOW Technical Requirements Evaluation (Pass/Fail)

The State will evaluate the Bidder's response to the SOW Technical Requirements for each Subcategory, to determine whether the Bid contains valid responses to all of the Mandatory SOW Technical Requirements in accordance with the specific instructions in Section 3.3.2.1, *SOW Mandatory Technical Requirements*. The Bidder must mark a "Yes" or "Y" response to all mandatory Requirements. If a Bidder marks "No" or "N" to a Mandatory Requirement (or provides conditional language), it WILL be considered a material deviation and disqualify the Bidder from Contract Award.

<u>Failure to respond to a Mandatory (M) SOW Technical Requirement may be considered a Material Deviation and disqualify the Bidder from possible Contract Award.</u>

Bids passing the pass/fail SOW Technical Requirements evaluation will proceed to the Unsolicited SOW Technical Requirements evaluation.

4.2.3 Unsolicited Items Technical Evaluation

All Bidders who offer Unsolicited items shall have those items reviewed by the State to determine if they are in scope with their associated SOW Mandatory Requirements in accordance with the specific instructions in Section 3.3.2.3, *Unsolicited Offerings*. Any offered Unsolicited individual item deemed by the State to be in conflict with SOW Mandatory Requirements, out of scope, insufficiently described, or otherwise not in the best interests of the State shall be disqualified from the offering. Offered Unsolicited items that are dependent upon a different disqualified individual Unsolicited offering shall also be disqualified. Unsolicited items may be rejected by the State up to 120 calendar days after award. See Section 5.1, *Removal of Unsolicited Items*.

Disqualification of Unsolicited offerings, or the failure of a Bidder to offer any Unsolicited items, shall not jeopardize the Bidder's Subcategory Bid except to the degree that it affects the Bidder's evaluated Unsolicited cost points per Section 4.2.5.5, *Scoring of Unsolicited Item Costs*; unless the Bidder has stated that the disqualified Unsolicited item is required in order for a Mandatory item to be functional, in which case the disqualification of the Unsolicited item could create a failure of the Mandatory item. The determination of acceptance or disqualification of individual Unsolicited items shall be the sole right of the State, shall not need justification, and is not subject to protest by any Bidder. The technical evaluation of Unsolicited items shall not be scored for non-cost points.

4.2.4 Scoring of SOW Business and Technical Requirements

Those Bidders that have passed the evaluation of all required information of IFB C4CVD18 as described in Section 4.2.2, *Evaluation of Required Information*, will have their responses to the SOW's Business and Technical Requirements scored as described below.

4.2.4.1 Mandatory (pass/fail) SOW Business and Technical Requirements

All Bidders in compliance with all Mandatory SOW Business and Technical Requirements of the SOW per Section 4.2.2.2, SOW *Business Requirements Evaluation (Pass/Fail)* (includes Supplemental Business Requirements 19.2) and Section 4.2.2.3, *SOW Technical Requirements Evaluation (Pass/Fail)*, shall receive 4,000 earned points for Subcategory 19.1 and 4,000 earned points for Subcategory 19.2. Any Bidder who is compliant with the SOW Business Requirements but not compliant with the SOW Technical Requirements will not receive points and will be disqualified from the procurement for that Subcategory. Any Bidder who is not compliant with the SOW Business Requirements will be disqualified from Contract award.

4.2.4.2 Mandatory Scorable (M-S) SOW Technical Requirements

All Bidders in compliance with all of the Mandatory Scorable (M-S) Requirements of the SOW Technical Requirements may earn a maximum of 2,000 points for Subcategories 19.1 and 19.2.

The Bidders are given the opportunity to commit to a stated minimum level of performance for those Mandatory items that will be scored, indicated as either "Premier", "Standard" or "Basic". The percentage of the potential (M-S) score that shall be earned for each (M-S) item shall be based on the level of performance the Bidder commits to, as follows:

Table 5 – Value of M-S Commitment Levels for Subcategory 19.1

Commitment Level	Value
Basic	0% of the potential (M-S) score
Standard	50% of the potential (M-S) score
Premier	100% of the potential (M-S) score

Table 6 – Value of M-S Commitment Levels for Subcategory 19.2

Commitment Level	Value
Basic	25% of the potential (M-S) score

Standard	75% of the potential (M-S) score
Premier	100% of the potential (M-S) score

The potential earned points of each Subcategory's (M-S) items are depicted in Tables 7 and 8.

Table 7: Maximum M-S points for Subcategory 19.1

Subcategory 19.1 Cellular Business Services		
SOW Section Number	**Scorable Item**	**Maximum Points**
19.1.2.2.5	**Video Streaming (400)**	
	Voice, Text and Data Service Plans	200
	Data Only Service Plans	200
19.1.2.2.6	**Tethering (1,000)**	
	Voice, Text and Data Service Plans	500
	Data Only Service Plans	500
19.1.3.6	**Equipment Financing (600)**	
	12 Months	300
	24 Months	300
	Total	**2,000**

Table 8: Maximum M-S points for Subcategory 19.2

Subcategory 19.2 First Responder Cellular Services		
SOW Section Number	**Scorable Item**	**Maximum Points**
19.2.2.10.a	**Broadband Service Availability (400)**	
	Committed Availability	200
	Reporting Metric	200
19.2.2.15	**Network Throughput Guaranteed Speeds (650)**	
	Guaranteed Network Throughput	650
19.2.2.17	**Network Performance Confidence Level (400)**	
	Confidence Level	200
	Receive Level	200
19.2.3.2.5	**Video Streaming Quality (50)**	
	Voice, Text and Data Service Plans	26
	Data Only Service Plans	24
19.2.3.2.6	**Tethering Throughput (50)**	
	Voice, Text and Data Service Plans	26
	Data Only Service Plans	24
19.2.5.6	**Equipment Financing (50)**	
	12 Months	26
	24 Months	24

Subcategory 19.2 First Responder Cellular Services		
SOW Section Number	**Scorable Item**	**Maximum Points**
19.2.8.5.1	**Contractor Network Outage Notification During SOC/EOC Activation (100)**	
	Notification	100
19.2.8.5.2	**Contractor Statewide Network Outage Notification (100)**	
	Notification	100
19.2.8.5.3	**Contractor Maintenance Caused Outage Notification (100)**	
	Notification	100
19.2.8.5.4	**Contractor Cellular Site Failure (100)**	
	Restoral	100
	Total	**2,000**

4.2.4.3 Earned DVBE Incentive Points

The percentage of confirmed and qualified DVBE participation shall generate a percentage of the total available cost and non-cost points for each Bidder. Since there are 10,000 total potential points, the percentages depicted in Section 2.3.11, *DVBE Program and Incentive*, Table 2, *DVBE Incentive Scale*, result in the Bidder earning the DVBE Incentive points according to the Table 9 below.

Table 9: DVBE Incentive Percentages and Points

Confirmed DVBE participation	DVBE Incentive	Points Earned
5% or more	2.00%	200
4% up to 4.99%	1.75%	175
3% up to 3.99%	1.50%	150
2% up to 2.99%	1.25%	125
1% up to 1.99%	1.00%	100
Less than 1%	0.00%	0

Application of the incentive shall not displace an award to a Small Business with a Non-Small Business.

An example of DVBE incentive point allocation among four (4) Bidders is provided below for illustrative purposes only:

Table 10: Example of Earned DVBE Points[7] for Subcategory 19.1 and 19.2

Bidder	*Confirmed level of DVBE participation*	*Percent of total non-cost points the Bidder additionally qualifies for*	*times*	*Total possible points*	*equals*	*Earned DVBE incentive points*
A	*0.0%*	*0.00%*	*x*	*10,000*	*=*	*0*
B	*4.2%*	*1.75%*	*x*	*10,000*	*=*	*175*
C	*1.3%*	*1.00%*	*x*	*10,000*	*=*	*100*
D	*0.0%*	*0.00%*	*x*	*10,000*	*=*	*0*

4.2.4.4 Total Non-Cost Points

Within each Subcategory, each compliant Bidder's total awarded non-cost points will be computed by :

1) Generating the Bidder's sum total of earned non-cost points by adding together:
    a. The points earned for Mandatory pass/fail compliance (Subcategory 19.1 - 4,000 points or Subcategory 19.2 - 4,000 points)
    b. The points earned from the scoring of (M-S) Technical Requirements (Subcategories 19.1 and 19.2 - 2,000 points)
    c. The earned DVBE Incentive points
2) The Bidder with the highest sum total of earned points will be awarded non-cost points (Subcategory 19.1 - 6,000 points or Subcategory 19.2 - 6,000). Every other compliant Bidder will be awarded a portion of the (Subcategory 19.1 - 6,000 points or Subcategory 19.2 - 6,000) non-cost points relative to its sum total of earned non-cost points compared to the highest sum total of earned non-cost points of all Bidders, using the following formula:

    The Bidder's sum total of non-cost earned points **divided** by the highest bidder's sum total of non-cost earned points multiplied by the total Subcategory non-cost points possible (Subcategory 19.1 - 6,000 points or Subcategory 19.2 - 6,000 points) **equals** the Bidder's total awarded non-cost points.

    The following example is offered for illustrative purposes only:

[7] All calculated numbers in the examples provided throughout Section 4.2, *Evaluation of Final Bids*, are shown as rounded only for illustrative clarity.

1. *Generating the Bidder's sum total of earned non-cost points for Subcategory 19.1:*

Table 11: Example of step 1 of determining the total earned non-cost points for Subcategory 19.1

Bidder	*Mandatory and (M-S) pass/fail points*	*plus*	*Scored (M-S) points*	*plus*	*DVBE Incentive points*	*equals*	*Total earned non-cost points*
A	*4,000*	+	*1000*	+	*0*	=	*5,000.00*
B	*4,000*	+	*850*	+	*175*	=	*5,025.00*
C	*4,000*	+	*750*	+	*100*	=	*4,850.00*
D	*4,000*	+	*950*	+	*0*	=	*4,950.00*

2. *Determination of total awarded non-cost points:*

Table 3: Example of step 2 of determining the total awarded non-cost points for Subcategory 19.1

Bidder	*Bidder's total earned non-cost points*	*Ratio of the Bidder's earned points to the highest earned points*	*equals*	*Percent earned*	*times*	*Total possible non-cost points*	*equals*	*Total Awarded non-cost points*
A	*5,000.00*	$\frac{5,000.00}{5,025.00}$	=	*95.50%*	*x*	*6,000*	=	*5,970.15*
B	*5,025.00*	$\frac{5,025.00}{2,775}$	=	*100.00%*	*x*	*6,000*	=	*6,000*
C	*4,850.00*	$\frac{4,850.00}{2,775}$	=	*96.52%*	*x*	*6,000*	=	*5,791.04*
D	*4,950.00*	$\frac{4,950.00}{2,775}$	=	*98.51%*	*x*	*6,000*	=	*5,910.45*

1. *Generating the Bidder's sum total of earned non-cost points for Subcategory 19.2*:

Table 13: Example of step 1 of determining the total earned non-cost points for Subcategory 19.2

Bidder	*Mandatory and (M-S) pass/fail points*	*plus*	*Scored (M-S) points*	*plus*	*DVBE Incentive points*	*equals*	*Total earned non-cost points*
A	*4,000*	+	*756.50*	+	*0*	=	*4,756.50*
B	*4,000*	+	*1,350.50*	+	*175*	=	*5,525.50*
C	*4,000*	+	*1,257*	+	*100*	=	*5,357*
D	*4,000*	+	*750*	+	*0*	=	*5,910.45*

2. *Determination of total awarded non-cost points:*

Table 14: Example of step 2 of determining the total awarded non-cost points for Subcategory 19.2

Bidder	*Bidder's total earned points*	*Ratio of the Bidder's earned points to the highest earned points*	*equals*	*Percent earned*	*times*	*Total possible non-cost points*	*equals*	*Total Awarded non-cost points*
A	*4,756.50*	$\frac{4,756.50}{5,525.50}$	=	*86.08%*	*x*	*6,000*	=	*5,164.96*
B	*5,525.50*	$\frac{5,525.50}{5,525.50}$	=	*100.00%*	*x*	*6,000*	=	*6,000*
C	*5,357*	$\frac{5,357}{5,525.50}$	=	*96.95%*	*x*	*6,000*	=	*5,817.03*
D	*4,750*	$\frac{7,750}{5,525.50}$	=	*85.97%*	*x*	*6,000*	=	*5,157.90*

4.2.5 Cost Evaluation

After the non-cost Sections of the Final Bids have been evaluated (Section 4.2.1 – 4.2.4), the evaluation team will open the sealed cost (Bidder's response to Volume 3) for those Bidders whose Final Bids have been deemed responsive (without material deviations). If a Bidder was determined to be non-responsive during the evaluation of the administrative, business, and/or technical requirements, the cost will remain unopened for that Bidder.

NOTE: If a Bidder's cost fails to meet the requirement to be submitted under separate, sealed cover, the State may deem the Bidder non-responsive and may discontinue evaluation of the proposal.

The State will review the Bidders' Volume 3 to ensure the following documents are submitted:

1. Cost Worksheets
2. Cost Supporting Literature (only required if offering Unsolicited priced items)
3. Catalog A (with Costs) per Section 3.3.2.7, *Catalog A (with Costs – Final Bids Only)*

Failure to provide the completed State issued Cost Worksheets and/or Catalog A (with Costs) will be considered a material deviation and will disqualify the Bidder for Contract Award.

4.2.5.1 Cost Worksheet Evaluation

The evaluation of costs shall be based on the instructions contained in the cost sheets and in accordance with Section 3.3.2.6, *Cost Worksheet Information*.

The Cost Worksheets will be checked for completion, mathematical accuracy, and free from deviations. If appropriate, errors will be corrected in accordance with Section 4.1.3, Errors in the Final Bid.

The Bidder's grand total for one (1) year's costs (Total Evaluated Annual Cost) shall be confirmed for each Subcategory Bid. The total annual cost of each Bidder will be multiplied by eight (8), representing the total potential number of years of each Contract.

4.2.5.2 Catalog A (with Cost) Evaluation

The Bidders' Catalog A (with Costs) will be checked for completion, accuracy, and free from deviations. The State will review the costs contained in the Catalog A for each line item to confirm they are identical to the corresponding line item in the Cost Worksheet. Additionally, the State will review the Bidder's Catalog A for compliance as stated in Section 3.3.2.7, *Catalog A (with Costs) – Final Bids Only*. If any information provided by the Bidder in response to a Mandatory item in Catalog A conflicts with IFB C4CVD18's associated SOW Mandatory Requirement(s), the Catalog A submitted information will be determined by the State to be a material deviation and will cause the Bid to be rejected.

The evaluation of the Catalog A (with Costs) may result in elimination of the Bidders for material deviations or may result in the elimination of offered Unsolicited items that are deemed not to be in the State's interest from a program or cost perspective as determined solely by the State.

4.2.5.3 Adjustment of Costs for TACPA

The State will verify Target Area Contract Preference Act (TACPA) preference and apply the TACPA Preference accordingly. The TACPA preference does not apply when the worksite is fixed by the terms of the Contract.

4.2.5.4 Scoring of Costs of Mandatory Requirements

For Subcategories 19.1 and 19.2: The Bidder with the lowest total eight-year cost for all Mandatory items, adjusted as appropriate for TACPA preferences, will receive 3,000 earned points. All other compliant Bidders in each Subcategory will receive a portion of the 3,000 earned points relative to the percentage that its cost, adjusted as appropriate for TACPA preferences, is compared to the lowest cost, using the following formula:

> The lowest adjusted Mandatory cost of all Bidders **÷** the Bidder's adjusted Mandatory costs **x** 3,000 points **=** the Bidder's earned points for Mandatory costs

The following cost evaluation example is offered for illustrative purposes only:

Table 15: Example of Cost Scoring

Bidder	*Bidder's total adjusted Mandatory cost*	*Ratio of the lowest Mandatory cost to the Bidder's cost*	*equals*	*Percent earned*	*times*	*Total possible Mandatory cost points*	*equals*	*Earned Mandatory cost points*
A	*$46,950,000*	*$38,000,000 / $46,950,000*	=	*80.94%*	*x*	*3,000*	=	*2,428.12*
B	*$40,000,000*	*$38,000,000 / $40,000,000*	=	*95.00%*	*x*	*3,000*	=	*2,850*
C	*$38,000,000*	*$38,000,000 / $38,000,000*	=	*100.00%*	*x*	*3,000*	=	*3,000*
D	*$56,000,000*	*$38,000,000 / $56,000,000*	=	*67.86%*	*x*	*3,000*	=	*2,035.71*

4.2.5.5 Scoring of Unsolicited Item Costs

For Subcategory 19.1, the total possible score available for Unsolicited items is 250 points and for Subcategory 19.2, the total possible score available for Unsolicited items is 500 points. Bids will be scored based upon their cumulative discount from their published catalog prices for those offered Unsolicited items acceptable to the State compared to the cumulative discount relative to other Bids. In offering their Unsolicited items, the Bidders shall use the cost response format contained in IFB C4CVD18's Cost Worksheets for every Unsolicited item offered by the Bidder per the instructions for Unsolicited items in IFB C4CVD18 Section 3.3.2.6, *Cost Worksheet Information*, under "UNSOLICITED ITEMS". The State will not include in its cost evaluation of Unsolicited items those offered Unsolicited

items that were disqualified by the State during the process described in IFB C4CVD18 Section 4.2.3, *Unsolicited Items Technical Evaluation*.

Cost evaluation of Unsolicited items offered by the Bidder will be as follows:

1. Each item offered by the Bidder and accepted by the State for evaluation scoring must be found in a catalog that includes a name or description equivalent to that offered by the Bidder in its CALNET C4CVD18 offer.
2. The catalog price of each offered Unsolicited item used for evaluation purposes shall be the sum of the published catalog sub-cost quantities and elements:[8] For cost evaluation purposes, a quantity of unsolicited items will be calculated per year as follows:
   a. One (1) one-time costs (e.g., installation cost)
   b. Twelve (12) monthly recurring charges
3. Any sub-cost elements of any offered Unsolicited item that are not priced in the Bidder's published catalog, or that cannot be found by the State in the catalog, shall be assumed to have a zero-catalog price ($0.00) for that sub-cost element. If a discrepancy is found between a catalog price entered in the Cost Worksheet by the Bidder compared to the price shown in the Bidder's catalog, the price published in the catalog shall be used to represent the worksheets' catalog price, and the State may correct the catalog price entered by the Bidder.
4. The total price per individual Unsolicited item offered for CALNET C4CVD18 shall not exceed the total catalog price of that item using the above catalog sub-cost quantities and elements (2.a and 2.b above). However, in Cost Tables 19.1.2.2.7.a, b and c and Cost Tables 19.2.3.2.7.a, b and c use the above sub-cost quantities and elements 2.a only.
5. Offered Unsolicited items that exceed their published catalog price or that are, in the sole opinion of the State, to be above the market price for similar products or services, or would impose unacceptable direct, indirect or hidden program costs to the State or to the Customers or are otherwise not in the interests of the State or Customers, may be eliminated from further consideration for evaluation or award.
6. Unsolicited items offered with a CALNET C4CVD18 total price of zero dollars ($0.00), will be accepted regardless whether or not the item is offered in the Bidder's published catalog, if the item has not been eliminated in the technical review of Unsolicited items as described in Section 4.2.3, *Unsolicited Items Technical Evaluation*.
7. Unsolicited items offered with a CALNET C4CVD18 total price of zero dollars ($0.00) that are not offered in the Bidder's published catalog, or are offered in

[8] As defined in Section 3.3.2.6, *Cost Worksheet Information*.

the catalog at no cost, shall not be included within the calculation of average percentage discount.

8. The sum-total of the Bidder's Model total extended costs of all offered and accepted CALNET C4CVD18 Unsolicited items per Subcategory shall be compared against the sum-total of the Bidder's Model total extended catalog prices of all offered and accepted Unsolicited items per Subcategory to generate the overall percentage discount from the Bidder's catalog price, using the following formula:

   (The Bidder's total catalog price **–** the Bidder's total offered CALNET C4CVD18 price**) ÷** the Bidders total catalog price **=** the Bidder's overall percentage discount.

9. The Bidder's overall discount off of the total catalog price of all offered Unsolicited items for each Subcategory Bid must be at least twenty-five percent (25%) in order for the Bidder to be considered compliant for the purpose of Unsolicited point evaluation of that Subcategory. The Bidders who do not achieve an overall discount of at least twenty-five percent (25%) shall receive no Unsolicited item earned points, and will not be included within the comparison of the Bidders described in step 11, below.

10. Within each Subcategory, the compliant Bidder that achieves the highest overall percentage discount shall receive the maximum available earned points for Unsolicited items: 250 points for Subcategory 19.1 and 500 points for Subcategory 19.2. Every other compliant Bidder will earn a portion of the earned points relative to its overall percentage discount compared to the highest overall discount of all Bidders, using the following formula:

    (The Bidder's overall percentage discount ÷ the highest overall discount of all Bidders) x 250 points for 19.1 [500 points for 19.2] = The Bidder's earned Unsolicited item points.

11. The following example of earned Unsolicited item percentage discount is offered for illustrative purposes only:

Table 16: Example of scoring Unsolicited item discounts for Subcategory 19.1

Bidder	*Bidder's sum total percentage discount*	*Ratio of the Bidder's % to the highest %*	*equals*	*Percent earned*	*times*	*Total possible Unsolicited cost points*	*equals*	*Earned Unsolicited cost points*
A	*15%*	*n/a**	=	*0.00%*	*x*	*250*	=	*0*
B	*26%*	$\frac{26\%}{40\%}$	=	*65.00%*	*x*	*250*	=	*162.5*
C	*33%*	$\frac{33\%}{40\%}$	=	*82.50%*	*x*	*250*	=	*206.25*
D	*40%*	$\frac{40\%}{40\%}$	=	*100.00%*	*x*	*250*	=	*250.00*

**Because Bidder A's sum total percentage discount is below twenty-five (25%), Bidder A is not qualified to receive any earned Unsolicited cost points.*

Table 17: Example of scoring Unsolicited item discounts for Subcategory 19.2

Bidder	*Bidder's sum total percentage discount*	*Ratio of the Bidder's % to the highest %*	*equals*	*Percent earned*	*times*	*Total possible Unsolicited cost points*	*equals*	*Earned Unsolicited cost points*
A	*15%*	*n/a**	=	*0.00%*	*x*	*500*	=	*0*
B	*26%*	$\frac{26\%}{40\%}$	=	*65.00%*	*x*	*500*	=	*325*
C	*33%*	$\frac{33\%}{40\%}$	=	*82.50%*	*x*	*500*	=	*412.5*
D	*40%*	$\frac{40\%}{40\%}$	=	*100.00%*	*x*	*500*	=	*500*

**Because Bidder A's sum total percentage discount is below twenty-five (25%), Bidder A is not qualified to receive any earned Unsolicited cost points.*

4.2.5.6 Scoring of Equipment Discounts

The total possible score available for each Bidder's Equipment Discount is 750 points for Subcategory 19.1 and 500 points for Subcategory 19.2. Bids will be scored based upon their Cumulative Weighted Equipment Discount from the manufacturer's list prices compared to the Cumulative Weighted Equipment Discount offered by the other Bidders. In offering their Equipment Discounts, the Bidders shall provide responses in the form of Percentage Discount off Manufacturer's List Prices in IFB C4CVD18's Cost Worksheets, Cost Tables 19.1.4 and 19.2.5 per the instructions for Equipment in IFB C4CVD18 Section 3.3.2.6.2, *Equipment Discount Percentage - Mandatory*.

Evaluation of Equipment Discounts offered by the Bidder will be as follows:

1. The Bidder's Cumulative Weighted Equipment Discounts are calculated on Cost Worksheets Table 19.1.4 and 19.2.5.
2. The Equipment Discount offered for CALNET C4CVD18 shall not be less than 0.0%.
3. The Bidder that offers the highest average Equipment Discount shall receive the maximum available earned points. Every other compliant Bidder will earn a portion of the maximum points relative to its Cumulative Weighted Equipment Discount when compared to the highest Cumulative Weighted Equipment Discount:

   The Bidder's Cumulative Weighted Equipment Discount ÷ by the highest Cumulative Weighted Equipment Discount of all Bidders x the maximum points available = the Bidder's earned Equipment Discount item points.

4. The following example of earned Equipment Discount cost points are offered for illustrative purposes only:

Table 18: Example of scoring Equipment Discounts for Subcategory 19.1

Bidder	*Bidder's Cumulative Weighted percentage discount*	*Ratio of the Bidder's % to the highest %*	*equals*	*Percent earned*	*times*	*Total possible Equipment cost points*	*equals*	*Earned Equipment cost points*
A	*8.2%*	*8.2% / 13.3%*	=	*61.65%*	*x*	*750*	=	*462.41*
B	*6.4%*	*6.4% / 13.3%*	=	*48.12%*	*x*	*750*	=	*360.90*
C	*13.3%*	*13.3% / 13.3%*	=	*100.00%*	*x*	*750*	=	*750*
D	*2.0%*	*2.0% / 13.3%*	=	*15.04%*	*x*	*750*	=	*112.78*

Table 19: Example of scoring Equipment Discounts for Subcategory 19.2

Bidder	*Bidder's Average percentage discount*	*Ratio of the Bidder's % to the highest %*	*equals*	*Percent earned*	*times*	*Total possible Equipment cost points*	*equals*	*Earned Equipment cost points*
A	*8.2%*	*8.2% / 13.3%*	=	*61.65%*	*x*	*500*	=	*308.27*
B	*6.4%*	*6.4% / 13.3%*	=	*48.12%*	*x*	*500*	=	*240.6*
C	*13.3%*	*13.3% / 13.3%*	=	*100.00%*	*x*	*500*	=	*500*
D	*2.0%*	*2.0% / 13.3%*	=	*15.04%*	*x*	*500*	=	*75.19*

4.2.5.7 Total Cost Points

Within each Subcategory, each compliant Bidder's final total awarded cost points will be computed by:

1. Generating the Bidder's sum total of earned cost points by adding together:
   a. The total cost points earned for Mandatory items, adjusted for TACPA preferences;
   b. The total cost points earned for Unsolicited items (up to 250 points for Subcategory 19.1 and up to 500 points for Subcategory 19.2); and,
   c. The total cost points earned for Equipment Discounts (up to 750 points for Subcategory 19.1 and up to 500 points for Subcategory 19.2).
2. In Subcategory 19.1: The Bidder with the highest sum total of earned cost points will be awarded 4,000 final cost points. Every other compliant Bidder will be awarded a portion of the 4,000 points relative to its sum total of earned cost points compared to the highest sum total of earned cost points of all Bidders, using the following formula:

   The Bidder's sum total of cost earned points ÷ the highest sum total of cost earned points of all Bidders x 4,000 points = the Bidder's final awarded total cost points.
3. In Subcategory 19.2: The Bidder with the highest sum total of earned cost points will be awarded 4,000 final cost points. Every other compliant Bidder will be awarded a portion of the 4,000 points relative to its sum total of earned cost points compared to the highest sum total of earned cost points of all Bidders, using the following formula:

The Bidder's sum total of cost earned points ÷ the highest sum total of cost earned points of all Bidders x 4,000 points for Subcategory 19.1 [4,000 points for Subcategory 19.2] = the Bidder's final awarded total cost points.

Continuing to use the example of the same four (4) Bidders, the following is offered for illustrative purposes only:

1) Generating the Bidder's sum total of earned cost points

Table 20: Example of step 1 of determining total cost points for Subcategory 19.1

Bidder	*Earned Mandatory cost points, adjusted*	*plus*	*Earned Unsolicited cost points*	*plus*	*Earned Equipment cost points*	*equals*	*Total earned cost points*
A	*2,428.12*	+	*0*	+	*462.41*	=	*2,890.53*
B	*2,850*	+	*162.5*	+	*360.90*	=	*3,373.40*
C	*3,000*	+	*206.25*	+	*750*	=	*3,956.25*
D	*2,035.71*	+	*250*	+	*112.78*	=	*2,938.50*

2) Determination of total awarded final cost points:

Table 21: Example of step 2 of determining total cost points for Subcategory 19.1

Bidder	*Bidder's total earned cost points*	*Ratio of the Bidder's earned cost points to the highest earned points*	*equals*	*Percent earned*	*times*	*Total possible cost points*	*equals*	*Awarded Total cost points*
A	*2,890.53*	$\frac{2,890.53}{3,956.25}$	=	*73.06%*	*x*	*4,000*	=	*2,922.49*
B	*3,373.40*	$\frac{3,373.40}{3,956.25}$	=	*85.27%*	*x*	*4,000*	=	*3,410.70*
C	*3,956.25*	$\frac{3,956.25}{3,956.25}$	=	*100.00%*	*x*	*4,000*	=	*4,000*
D	*2,398.50*	$\frac{2,398.50}{3,956.25}$	=	*60.63%*	*x*	*4,000*	=	*2,425.02*

For Subcategory 19.2, the following is offered for illustrative purposes only:

1) Generating the Bidder's sum total of earned cost points

Table 22: Example of step 1 of determining total cost points for Subcategory 19.2

Bidder	*Earned Mandatory cost points, adjusted*	*plus*	*Earned Unsolicited cost points*	*plus*	*Earned Equipment cost points*	*equals*	*Total earned cost points*
A	2,428.12	+	*0*	+	*308.27*	=	*2,736.39*
B	2,850	+	*325*	+	*240.60*	=	*3,415.60*
C	3,000	+	*412.50*	+	*500*	=	*3,912.90*
D	2,035.71	+	*500*	+	*75.19*	=	*2,610.90*

2) Determination of total awarded final cost points:

Table 23: Example of step 2 of determining total cost points for Subcategory 19.2

Bidder	*Bidder's total earned cost points*	*Ratio of the Bidder's earned cost points to the highest earned points*	*equals*	*Percent earned*	*times*	*Total possible cost points*	*equals*	*Awarded Total cost points*
A	*2,736.99*	*2,736.39 / 3,912.50*	=	*69.94%*	*x*	*4,000*	=	*2,797.58*
B	*3,415.60*	*3,415.60 / 3,912.50*	=	*87.30%*	*x*	*4,000*	=	*3,491.99*
C	*3,912.50*	*3,912.50 / 3,912.50*	=	*100.00%*	*x*	*4,000*	=	*4,000*
D	*2,610.90*	*2,610.90 / 3,912.50*	=	*66.73%*	*x*	*4,000*	=	*2,669.30*

4.2.6 Total Awarded Points Adjusted for Small Business Preference

Within each Subcategory, the Final Total Awarded Points of each Bidder will be computed by:

1. Generating the Bidder's sum total of awarded points by adding together:
   a. The total awarded non-cost points

b. The total awarded cost points

2. Adjusting the sum total of awarded points by adding five percent (5%) Small Business Preference earned as described in Section 2.3.9, *Small Business Preference*. The Small Business Preference adds five percent (5%) of the highest score of all non-Small Business Bidders to the score of every Bidder who claims and receives the Small Business preference.

Continuing to use the example of the same four (4) Bidders, the following is offered for illustrative purposes only:

1) Generating the Bidder's sum total of awarded points

Table 24: Example step 1 of determining total awarded points Subcategory 19.1

Bidder	*Total awarded non-cost points*	*plus*	*Total awarded cost points*	*equals*	*Sum Total of awarded points*
A	*5,970.15*	+	*2,922.49*	=	*8,892.64*
B	*6,000*	+	*3,410.70*	=	*9,410.70*
C	*5,791.04*	+	*4,000*	=	*9,791.04*
D	*5,910.45*	+	*2,425.02*	=	*8,335.47*

Table 25: Example step 1 of determining total awarded points for Subcategory 19.2

Bidder	*Total awarded non-cost points*	*plus*	*Total awarded cost points*	*equals*	*Sum Total of awarded points*
A	*5,164.96*	+	*2,797.58*	=	*7,962.54*
B	*6,000*	+	*3,491.99*	=	*9,491.99*
C	*5,817.03*	+	*4,000*	=	*9,817.03*
D	*5,157.90*	+	*2,669.30*	=	*7,827.20*

2) Determination of Final Total Awarded Points by adjusting the points for Small Business (SB) Preference

In this example the five percent (5%) preference claimed by Bidder A (a non-small business that commits to subcontract at least twenty-five (25%) of the value of ordered services to identified DGS certified Small Businesses) is derived by multiplying the highest sum total of awarded points of all Bidders that are non-DGS certified Small

Businesses times five percent (5%), as: 9,791.04 x 0.05 = 489.55 points for Subcategory 19.1 and 9,817.03 X 0.05 =490.85 for Subcategory 19.2.

Table 26: Example step 2 of determining total awarded points with SB preference for Subcategory 19.1

Bidder	*Sum Total of awarded points*	*Is the Bidder a DGS certified SB?*	*Did the Bidder claim a SB preference?*	*Awarded SB points*	*equals*	*Final Total Awarded Points*
A	*8,892.64*	*No*	*Yes*	*489.55*	=	*9,832.19*
B	*9,410.70*	*No*	*No*	*0*	=	*9,410.70*
C	*9,791.04*	*No*	*No*	*0*	=	*9,791.04*
D	*8,335.47*	*No*	*No*	*0*	=	*8,335.47*

Table 27: Example step 2 of determining total awarded points with SB preference for Subcategory 19.2

Bidder	*Sum Total of awarded points*	*Is the Bidder a DGS certified SB?*	*Did the Bidder claim a SB preference?*	*Awarded SB points*	*equals*	*Final Total Awarded Points*
A	*7,962.54*	*No*	*Yes*	*490.85*	=	*8,453.39*
B	*9,491.99*	*No*	*No*	*0*	=	*9,491.99*
C	*9,817.03*	*No*	*No*	*0*	=	*9,817.03*
D	*7,827.20*	*No*	*No*	*0*	=	*7,827.20*

4.3 NEGOTIATIONS

The State will conduct negotiations under PCC §6611. The purpose of the negotiation process is to maximize the State's ability to obtain value effective based on the requirements and the evaluation factors set forth in the Solicitation.

Negotiations allow the State and Bidder an opportunity to discuss items that could, in the State's opinion, enhance the Bidder's Bid and potential for award. Negotiations are not intended to allow a Bidder to completely rewrite their bid. The negotiations are exchanges between the State and the Bidder, which are undertaken with the intent of allowing the Bidder to revise their Final Bid only in areas determined by the State during the negotiation process. Negotiations will be conducted either orally or in writing. These negotiations may include bargaining, such as persuasion, and alteration of assumptions and positions.

The State may discuss any aspect of the Bidder's bid that could, in the opinion of the State, be altered or explained to materially enhance the bid's potential for award. However, the State is not

required to discuss every area where the Bidder's bid could be improved. The scope and extent of negotiation exchanges are the matter of the State's judgment.

All aspects of the Bidder's bid are confidential until after the issuance of the Notification of Award.

4.3.1 Proceeding to Negotiations

For each Subcategory, all responsive and responsible Bidders who have passed the evaluation requirements of Section 4.2, *Evaluation of Final Bids*, with a minimum score of 4,000 points will be qualified to participate in the State's Best and Final Offer (BAFO) process as described in Section 4.3.3 below.

4.3.2 Negotiations Invitation

Once compliant Bidders are determined those Bidders will be notified in writing: (1) that the State is initiating negotiations **pursuant** to Public Contract Code 6611; (2) the general purpose and scope of the negotiations; (3) the anticipated schedule for the negotiations; and (4) the procedures to be followed for negotiations.

4.3.3 BAFO Submission

The State will evaluate the BAFO submissions, based on topics negotiated. The State will document the evaluation process in accordance with the evaluation selection criteria outlined in the negotiation invitation letter.

The State will evaluate and re-score the BAFOs, based on the evaluation criteria outlined in Section 4.2, *Evaluation of Final Bids*, The evaluation of BAFOs may result in elimination of Bidders for material deviations, or may result in the elimination of offered Unsolicited items that are deemed not to be in the State's interest from a program or cost perspective as determined solely by the State.

4.3.4 Adjustments for Exclusion of Mandatory and Unsolicited Items

The State has the right to not award any portion of the IFB C4CVD18's solicitation. If the State determines not to award any Mandatory or Unsolicited item offered that the State has not previously eliminated from evaluation, the State will remove the excluded item from potential award of that Subcategory and will make corresponding adjustments to all of the Subcategory Bidders' evaluations based on the evaluation processes identified in Section 4.2, *Evaluation of Final Bids*, unless the exclusion of an Unsolicited item occurred after award per Section 5.1, *Removal of Unsolicited Items*.

4.3.5 Determination of the Average Baseline

An average baseline of all the awarded points of each Subcategory will be established by averaging all of the Subcategory's Bidders' Final Total Awarded Points with the following exceptions:

1. If the highest Bidder's Final Total Awarded Points is more than fifteen percent (15%) greater than the next highest Bidder, the highest Bidder's Total Awarded Points will be excluded from the baseline calculation, except if there are only two (2) Bidders and they are fifteen percent (15%) or more apart then both Bidder's scores will be used.
2. If the lowest Bidder's Total Awarded Points is more than fifteen percent (15%) lower than the next lowest Bidder, the lowest Bidder's Total Awarded Points will be excluded from the baseline calculation, except if there are only two (2) Bidders and they are fifteen percent (15%) or more apart then both Bidder's scores will be used.

Continuing the example of the four (4) Bidders of Subcategory 19.1, the average baseline is calculated as follows:

Table 28: Example of determining the average baseline for Subcategory 19.1

Bidder	*Final Total Awarded Points*	*Are the highest points greater than 15% more than the next highest points?*	*Are the lowest points less than 15% below the next lowest points?*	*Points used to establish the average baseline*
A	*9,382.19*	*N/A*	*N/A*	*9,382.19*
B	*9,410.70*	*N/A*	*N/A*	*9,410.70*
C	*9,791.04*	*No**	*N/A*	*9,791.04*
D	*8,335.47*	*N/A*	*No***	*8,335.47*
Sum total points of all awarded points used to establish the baseline:				*36,919.40*
Number of bids used to establish the baseline:				*4*
Average baseline (36,919.40÷4):				*9,229.85*

* *Is 9,791.04 fifteen percent (15%) greater than9,410.71? No*

** *Is 8,335.47 fifteen percent (15%) lower than9,382.18? No*

Table 29: Example of determining the average baseline for Subcategory 19.2

Bidder	*Final Total Awarded Points*	*Are the highest points greater than 15% more than the next highest points?*	*Are the lowest points less than 15% below the next lowest points?*	*Points used to establish the average baseline*
A	*8,453.39*	*N/A*	*N/A*	*8,453.39*
B	*9,491.99*	*N/A*	*N/A*	*9,491.99*
C	*9,817.03*	*No**	*N/A*	*9,817.03*
D	*7,827.20*	*N/A*	*No***	*7,827.20*
Sum total points of all awarded points used to establish the baseline:				*35,589.60*
Number of bids used to establish the baseline:				*4*
Average baseline (35,589.60÷ 4):				*8,897.40*

* *Is 9,817.03 fifteen percent (15%) greater than9,491.99? No*
** *Is 7,827.20 fifteen percent (15%) lower than8,453.40? No*

4.3.6 Determination of Bidder's Qualification for Award

For each Subcategory a minimum point threshold will be established that the Bidders must achieve in order to qualify for selection and award. The minimum point threshold is established as follows:

> Bidder's whose Final Total Awarded Points are not more than ten percent (10%) below the average baseline of its Subcategory will be qualified for an award in that Subcategory.

Each bid will be assessed to determine if it has met the minimum point threshold for award for each Subcategory that it has bid.

If a Bidder's points are below the threshold and if the Bidder is a DGS certified Small Business, the evaluation processes of Sections 2, *Cost Worksheet Evaluation*, and 4.2.6, *Total Awarded Points Adjusted for Small Business Preference*, will be reviewed to determine if the application of any TACPA preferences points resulted in the displacement of the Bidder. If the Bidder was displaced only for that reason, the Bidder will be qualified for award.

However, a firm that receives a five percent (5%) Small Business Subcontractor preference that is not a DGS certified Small Business per Section 2.3.9 may be displaced by the application of the TACPA preferences.

Continuing the example of the four (4) Bidders of Subcategory 19.1:

Assuming the minimum point threshold for award is calculated by multiplying the average baseline of 9,229.85 points times ninety percent (90.0%) (or 9,229.85 – [9,229.85 x 0.10]) to establish a threshold of 8,306.87 points.

Each Bidder's Final Total Awarded Points are compared against the minimum threshold:

Table 30: Example of determining Bidder's qualification for award 19.1

Bidder	*Final Total Awarded Points*	*Minimum point threshold*	*Are the Bidder's points greater than the threshold?*	*Did TACPA preferences prevent an award?*	*Is the Bidder eligible for award?*
A	*9,382.19*	8,306.87	*Yes*	*n/a*	*Yes*
B	*9,410.71*	8,306.87	*Yes*	*n/a*	*Yes*
C	*9,791.04*	8,306.87	*Yes*	*n/a*	*Yes*
D	*8,335.47*	8,306.87	*Yes*	*No*	*Yes*

In this example, Bidders A, B, C, and D are qualified for Contract Award.

Continuing the example of the four (4) Bidders of Subcategory 19.2:

Assuming the minimum point threshold for award is calculated by multiplying the average baseline of 8,897.40 points times ninety percent (90.0%) (or 8,897.40 – [8,897.40 x 0.10]) to establish a threshold of 8,007.66 points.

Each Bidder's Final Total Awarded Points are compared against the minimum threshold:

Table 31: Example of determining Bidder's qualification for award 19.2

Bidder	*Final Total Awarded Points*	*Minimum point threshold*	*Are the Bidder's points greater than the threshold?*	*Did TACPA preferences prevent an award?*	*Is the Bidder eligible for award?*
A	*8,453.39*	*8,007.66*	*Yes*	*n/a*	*Yes*
B	*9,491.99*	*8,007.66*	*Yes*	*n/a*	*Yes*
C	*9,817.03*	*8,007.66*	*Yes*	*n/a*	*Yes*
D	*7,827.20*	*8,007.66*	*No*	*No*	*No*

In this example, Bidders A, B and C are qualified for Contract Award, while Bidder D is not qualified for Contract Award.

4.1 NOTIFICATIONS OF AWARDS

Upon completion of the State's evaluation of a Subcategory's Bidders' offers and determination of selection of the Bidders who are qualified for award, the State will publish a written "Notification of Award" to all Bidders who have submitted a Final Bid for that Subcategory.

Publication shall be by posting the notice in the public lobby of the Procurement Official's location and by email. See Section 2.2, *Key Action Dates*, for the anticipated date for the Notification of Awards.

4.2 ADDITIONAL DOCUMENTS REQUIRED FOR AWARD

The State reserves the right to require additional documentation as may be necessary to complete the award of its Contract. Such additional documentation beyond those listed under Section3, Format and Submission Requirements, shall be determined by the State and may include but are not necessarily limited to: a revised STD 213, Standard Agreement - to be signed by the Bidder; and Cost Worksheets. Such additional required documents are not intended to impose new requirements upon the Bidder and shall not be refused by the Bidder.

Additional required documents must be submitted to the Procurement Official not later than ten (10) State Business Days from the State's posting of its Notification of Award. These documents are required by the State in order to assemble the awarded Agreement.

4.3 PROTEST OF AWARDS

This procurement process does not include any provisions to protest either the process or resulting contract award(s). However, pursuant to Public Contract Code Section 6611(d), an unsuccessful Bidder may file a petition for a writ of mandate in accordance with Section 1085 of the Code of Civil Procedure. The venue for the petition for a writ of mandate will be Sacramento, California.

4.4 DEBRIEFING

At the State's sole option, a debriefing may be held within three (3) months after Contract Award at the request of any Bidder for the purpose of receiving specific information concerning the evaluation. The discussion will be based primarily on the technical and cost evaluations of the Bidder's Final Bid. A debriefing is not the forum to challenge IFB C4CVD18's specifications, requirements or awards.

5 AWARD AND EXECUTION

5.1 REMOVAL OF UNSOLICITED AND EQUIPMENT ITEMS

The State reserves the sole right to remove any awarded Unsolicited item or any awarded Equipment item that the State determines, in its sole judgment, not to be in the State's best interests. The Bidders shall be notified within 120 calendar days after award of any such rejected Unsolicited items by the State, and the changes shall subsequently be confirmed via a Contract amendment.

5.2 CONTRACT DOCUMENTS

The State will assemble four (4) complete Contracts to be signed by the Contractor and the State. These Contracts will consist of the Bidder's response, and the State's solicitation documents as released on Cal eProcure. The State will make no changes to the Bidder's submitted documents with the exception of the following:

1. Any formatting changes for printing legibility;
2. Line Item numbering from the Catalog A;
3. Any minor clerical error which does not modify or materially change the content or meaning of the Bidder's Final Bid.

5.3 AUTHORIZATION TO EXECUTE AGREEMENT

Awarded Contracts signed by the Contractor shall not become effective until signed by the California Department of Technology. A Contractor shall not begin implementation, i.e. selling services or accepting the Customer orders, until the CALNET CMO authorizes the Contractor in writing to do so, naming a specific implementation start date for such activities. The CALNET CMO reserves the right to delay a Contractor's implementation of sales and services of a Contract to the extent determined by the CALNET CMO to be in the State's interest, including for submission of Catalog B as described below in Section 5.3.1, *Catalog B*; final clarification and the CALNET CMO's approval of Catalog A (with costs) and Catalog B content as necessary; and confirmation of compliance with FCC and/or CPUC regulations as required by Section 10, *Compliance with Statutes and Regulations*, of the General Provisions – CALNET, as applicable.

Delays, if any, shall not extend the termination date of the award, and shall not delay the Contractor's responsibilities under the Contract.

5.3.1 Catalog B – Final List of Awarded Items

The Catalog B is required to be created and submitted by the Contractor after award and will be used by the Contractor and the State to indicate the Contractor's <u>maximum</u>

offered pricing to the Customers, and will be hosted on the CALNET Program's website. The Catalog B is identical to the final Catalog A accepted by the State, except:

1. The State may require that columns or other information are added by the Contractor, including but not limited to a column indicating whether the State mandates that the State agencies acquire the item from the Contract.
2. The State may require that the descriptions and information in the Catalog be edited as deemed necessary by the State to promote clarity of meaning to the Customers.

Catalog B will not become part of the Contract but is required by the State for Contract validation and the Customer's ordering purposes. The CALNET CMO may require a Contractor to modify its Catalog B without formal Contract amendment. No changes may be made by a Contractor to its Catalog B without prior written approval from the CALNET CMO.

6 ATTACHMENTS

The following attachments to this Part 1 of IFB C4CVD18 are informational and do not need to be returned by the Bidders:

Attachment 1 – Bid Submission Checklist. Per Section 3.3.2.8, this attachment is not guaranteed to include all necessary items.

Attachment 2 – Form for Submitting Questions. The Bidders are requested to use this form when submitting questions per Section 2.1.2, *Questions Regarding the Solicitation Document*.

Attachment 3 – Form for Requesting Changes. The Bidders are requested to use this form when submitting requests for changes to the Requirements per Section 2.1.3, *Request for Changes to the Solicitation Document.*

ATTACHMENT 1 – BID SUBMISSION CHECKLIST

Has your firm submitted the following pre-bid information?

- ☐ Exhibit 1, *Intent to Bid* form
- ☐ Exhibit 2, *Confidentiality Statement*

Does your Final Bid follow the format specified in IFB Section 3 of the IFB?

- ☐ Packaged and labeled as identified in Section 3.1.2.
- ☐ Provided in the number of copies and formatted as identified in Section 3.1.3, with one (1) softcopy marked "Master" with a watermark on all pages.
- ☐ No cost data provided in any volumes, except Volume 3.

Is your Final Bid provided in the following order as identified in IFB Section 3.3.1?

- **Volume 1 – Response to Administrative Requirements (hard and soft copy)**

  Required IFB submittals

  - ☐ Cover letter with original signature and information specified in Section 2.3.5
  - ☐ Exhibit 2: *Confidentiality Statement* (if not previously submitted)
  - ☐ Exhibit 3: *Response to Administrative Requirements*
  - ☐ Exhibit 4: *STD 213, Standard Agreement for Telecommunications*

  ☐ **Volume 1 – Response to the SOW Business Requirements (soft copy only)**

  Required SOW submittals

  - ☐ SOW Business Requirements response

- **Volume 2 – Response to Unique Subcategory Requirements (soft copy only)**

  - ☐ Organized for ease of access (table of contents, tabs, online links, etc.)

  Required Exhibits

  - ☐ Exhibit 5: *Bidding Preferences and Incentives*
  - ☐ Exhibit 7: *GSPD 05-105, Bidder Declaration*

  Preference/Incentive Exhibits (only required as indicated)

  - ☐ Exhibit 6: *STD 843, DVBE Declarations* (required if claiming a DVBE incentive per Section 2.3.11.)
  - ☐ Exhibit 8: *STD 830, TACPA Preference Request* (required if claiming TACPA preference per Section 2.3.13.)
  - ☐ Exhibit 9: *Commercially Useful Function* (required if claiming a Small Business contracting/subcontracting preference or DVBE contracting/subcontracting incentive per Section 2.3.12.)

ATTACHMENT 1 – BID SUBMISSION CHECKLIST

Required SOW Submittals

- ☐ SOW Technical Requirements response

- **Volume 3 – Cost Information (sealed soft copy only)**
  - ☐ SOW Cost Worksheets
  - ☐ Published catalog(s) required to support Unsolicited product descriptions and price offerings, if any
  - ☐ Catalog A (with costs)

The State makes no warranty that the checklist is a full and comprehensive listing of every Requirement specified in the solicitation. Checking off the items on the checklist does not establish your firm's intent nor does it constitute responsiveness to the Requirements. The checklist is only a tool to assist participating Bidders in compiling the Final Bid response. The Bidders are encouraged to carefully read the entire solicitation. The need to verify all documentation and responses prior to the submission of Final Bids cannot be over emphasized.

ATTACHMENT 2 – FORM FOR SUBMITTING QUESTIONS

The Bidders are requested to use the form below when submitting questions to the Procurement Official listed in Section 2.1.1. Instructions are as follows:

Name of Bidder – Provide the name of the Bidding firm

Contact Person – Provide the name of the person to contact if the State needs clarification about the question.

Contact Email and Phone # – Provide the email and phone number (including area code) for the listed contact person.

Q # – Sequentially number each question, always starting at one (1) for each submission.

Document(s) – Identify the document(s) the question pertains to, such as, IFB C4CVD18 Part 1; SOW Business Requirements; SOW Subcategory (by number, e.g., 19.1 or 19.2); Catalog A; Cost Worksheets; Question and Answer Set #1; etc.

Section # – Identify the section number(s) that the question pertains to.

Question – Write the question/request in this column.

Expand or reduce the number of rows in the form to accommodate the number of questions of each submission.

IFB C4CVD18 Bidder Question Form			
Name of Bidder:			
Contact Person:			
Contact Email and Phone Number:			
Q #	**Document(s)**	**Section #**	**Question**
1			
2			
3			
4			
5			

ATTACHMENT 3 – FORM FOR REQUESTING CHANGES

The Bidders are requested to use this form when submitting request for changes to IFB C4CVD18. Requests shall be sent to the Procurement Official listed in Section 2.1.1. Instructions are as follows:

Name of Bidder – Provide the name of the Bidding firm

Contact Person – Provide the name of the person to contact if the State needs clarification about the request for change.

Contact Email and Phone Number – Provide the email and phone number (including area code) for the listed contact person.

Ch # – Sequentially number each change (Ch #), always starting at one (1) for each submission.

Document(s) – Identify the document(s) the request pertains to, such as, IFB C4CVD18 Part 1; SOW Business Requirements; SOW Subcategory 19.1 or SOW Subcategory 19.2; Catalog A; Cost Worksheets; etc.

Section # – Identify the section number(s) that the change pertains to.

Proposed Change – Provide the current language with proposed language identified as tracked changes to ensure the change is evident.

Bidder's Rational – Provide the Bidder's logic for the proposed change.

Expand or reduce the number of rows to accommodate the number of questions of each submission.

IFB C4CVD18 Bidder Request for Change Form				
Name of Bidder:				
Contact Person:				
Contact Email and Phone Number:				
Ch #	**Document(s)**	**Section #**	**Proposed Change (redlined)**	**Bidder's Rationale**
1				
2				
3				
4				
5				

INVITATION FOR BID

IFB C4CVD18

FOR

CATEGORY 19

CALNET CELLULAR VOICE AND DATA SERVICES

SUBCATEGORY 19.1

CELLULAR BUSINESS SERVICES

STATEMENT OF WORK

TECHNICAL REQUIREMENTS

DECEMBER 21, 2018

ADDENDUM 4

Issued by:

STATE OF CALIFORNIA

California Department of Technology

Statewide Technology Procurement

PO Box 1810

Rancho Cordova, CA 95741

Disclaimer: The original PDF version and any subsequent addendums of the IFB released by the Procurement Official of this Bid remain the official version. In the event of any inconsistency between the Bidder's versions, articles, attachments, specifications or provisions which constitute the Contract, the official State version of the IFB in its entirety shall take precedence.

INTENTIONAL BLANK PAGE

SOW TECHNICAL REQUIREMENTS

SUBCATEGORY 19.1

CELLULAR BUSINESS SERVICES

Table of Contents

SOW TECHNICAL REQUIREMENTS I

SUBCATEGORY 19.1 I

CELLULAR BUSINESS SERVICES I

19.1.1.1 OVERVIEW (M) 1
19.1.1.2 BIDDER RESPONSE REQUIREMENTS (M) 1
19.1.1.3 DESIGNATION OF REQUIREMENTS (M) 2
19.1.1.4 PACIFIC TIME ZONE (M) 2
19.1.1.5 U.S. BASED SERVICES WAIVER (M) 3

19.1.2 SERVICE AND PLAN SPECIFICATIONS 3
19.1.2.1 VOICE AND DATA SERVICES (M) 3
19.1.2.1.1 Usage Threshold Definition (M) 3
19.1.2.2 STANDARDIZED SERVICE PLANS (M) 3
19.1.2.2.1 Voice and Text Service Plan for Basic Phones (M) 4
19.1.2.2.2 Voice, Text, and Data Service Plans (M) 6
19.1.2.2.3 Data Only Service Plans (M) 10
19.1.2.2.4 Machine-to-Machine and Internet of Things Service Plans (M2MIoT Service Plans) (M) 12
19.1.2.2.5 Video Streaming Quality (M-S) 14
19.1.2.2.6 Tethering Throughput (M-S) 14
19.1.2.2.7 Domestic to International Calling and Messaging Services 15
19.1.2.2.8 International Roaming (M) 16
19.1.2.2.9 Suspended Service Plan (M) 18
19.1.2.3 CUSTOMIZED SERVICE PLANS (CSP) (M) 19
19.1.2.4 SERVICE WITH CUSTOMER OWNED AND MAINTAINED (COAM) EQUIPMENT (M) 20
19.1.2.4.1 SIM Unlock (M) 20
19.1.2.5 CELLULAR BUILDING AMPLIFICATION SERVICE (M) 20

19.1.3 CUSTOMER WEB BASED EQUIPMENT CATALOG (M) 21
19.1.3.1 PRICING FORMAT (M) 21
19.1.3.2 CONTRACTOR UPDATES (M) 21

19.1.4 EQUIPMENT (M) 22
19.1.4.1 BASIC MOBILE PHONE (M) 22
19.1.4.2 SMARTPHONE (M) 23
19.1.4.3 MOBILE HOTSPOT DEVICE (M) 23
19.1.4.4 TABLETS WITH SIM CARDS (M) 24

19.1.4.5 ACCESSORIES (M) 24

19.1.5 EQUIPMENT RELATED SERVICES....25

19.1.5.1 EQUIPMENT FINANCING (M-S)....25
19.1.5.2 EXPEDITE FEES (M)....25

19.1.6 SERVICE COVERAGE 26

19.1.6.1 COVERAGE MAPS (M)....26
19.1.6.2 SERVICE COVERAGE CONTINUITY....27
19.1.6.3 COVERAGE UPDATES (M)....27

SOW TECHNICAL REQUIREMENTS

SUBCATEGORY 19.1

CELLULAR BUSINESS SERVICES

19.1.1.1 OVERVIEW (M)

The California Department of Technology (CDT), Statewide Telecommunications Procurement (STP) is requesting proposals from responsive cellular vendors to provide cellular voice and data communication service plans, Equipment, and accessories.

This IFB C4CVD18 Subcategory 19 provides the State's solicitation for best value solutions for cellular voice and data services. This IFB C4CVD18 Subcategory 19.1 also describes the SOW Technical Requirements and SOW Business Requirements necessary to support the Cellular Business Services Requirements.

This IFB C4CVD18 will be awarded to the Bidders that meet the award criteria as described in IFB Part 1, Section 4, *Bid Evaluation*. The Cellular Business Services Contract(s) that result from the award of this IFB C4CVD18 will be managed by the CALNET Contract Management and Oversight (CALNET CMO).

19.1.1.2 BIDDER RESPONSE REQUIREMENTS (M)

Throughout this IFB C4CVD18, the Bidders are required to acknowledge acceptance of the Requirements described herein by responding to one (1) of the following:

1. Example A (for Requirements that require confirmation that the Bidder understands and accepts the Requirement):

"Bidder understands the Requirement and shall meet or exceed it? Yes__X___ No_____"

Or,

2. Example B (for Requirements contained in Technical Feature and/or Service Tables):

Table 19.x.x.a – Feature and/or Service Name					
Feature Name	**Feature Description**	**Product Identifier**	**Bidder's Description**	**Bidder Meets or Exceeds? Y**	**N**

19.1.1.3 DESIGNATION OF REQUIREMENTS (M)

All SOW Technical Requirements that are specified by the State in this IFB are Mandatory and must be responded to as identified in IFB C4CVD18 Part 1, Section 3.3.2.2, *SOW Mandatory Technical Requirements,* by the Bidder. Additionally, some Mandatory "(M)" Requirements are "Mandatory Scorable", and are designated as "(M-S)".

The Bidders have the option to offer unsolicited items in specific product tables allowing the Bidder to offer additional items that are not specified in the State's Mandatory tables. Refer to IFB Part 1 C4CVD18, Section 3.3.2.3, *Unsolicited Offerings*, for additional instruction. The State will have the option of whether or not to include each unsolicited item in the Contract, based on the best interest of the State.

Costs associated with services shall be included in the prices provided by the Bidder for the individual items included in the Subcategory 19.1 Cost Worksheets. Items not specifically listed in the Subcategory 19.1 Cost Worksheets will not be billable by the Contractor. If unsolicited items include non-billable features described in the Mandatory Requirements of the IFB, the cost associated with the features shall not be included in the unsolicited item price.

Services and features included in the Subcategory 19.1 Cost Worksheets are those that the Bidder must provide. All Bidders must provide individual prices as indicated in the Subcategory 19.1 Cost Worksheets in the Bidder's Final Proposal. Items submitted with no price will be considered as offered at no cost.

19.1.1.4 PACIFIC TIME ZONE (M)

Unless specified otherwise, all times stated herein are times in the Pacific Time Zone.

Bidder understands the Requirement and shall meet or exceed it? Yes__X___ No_____

19.1.1.5 U.S. Based Services Waiver (M)

The provisions detailed in the SOW Business Requirements, Section C.2.1.2, *United States Based Services,* will not apply to the following Sections.

1. 19.1.2.2.7 – International Unsolicited Cellular Services;
2. 19.1.2.2.8 – International Roaming; and,

Bidder understands the Requirement and shall meet or exceed it? Yes_X___ No_____

19.1.2 SERVICE AND PLAN SPECIFICATIONS

19.1.2.1 VOICE AND DATA SERVICES (M)

The Contractor shall provide cellular voice and data services that include:

1. Network infrastructure that supports LTE or better primary network access;
2. The ability to access the Internet and Internet-based services;
3. A new Subscriber Identification Module (SIM) compatible with the Contractor's network at no additional cost;
4. Allowing compatible SIM unlocked phones on the Contractor's network; and,
5. Utilization notification. For all plans the Contractor shall notify the Customer when an End-User utilizes 90% or more of the Usage Threshold.

19.1.2.1.1 Usage Threshold Definition (M)

The MB/GB identified in the feature name of each service plan.

Example Table for Usage Threshold						
	Feature Name	**Feature Description**	**Product Identifier**	**Bidder's Description**	**Bidder Meets or Exceeds?**	
					Y	**N**
1	**Voice, Text and Data 2 GB *(Usage Threshold)* Service Plan**	2 GB high speed Nationwide only voice, text and data usage for Smartphone devices				

Bidder understands the Requirement and shall meet or exceed it? Yes_X____ No_____

19.1.2.2 STANDARDIZED SERVICE PLANS (M)

The Contractor shall provide all of the Standardized Service Plans described below.

1. Voice and Text Service Plan - includes voice calling and text messaging for Basic Phones as described in Section 19.1.2.2.1.

2. Voice, Text, and Data Service Plans - includes voice calling, text messaging, and data services for Smartphone devices as described in Section 19.1.2.2.2.
3. Data Only Service Plans –Includes data services for data only devices such as tablets and mobile hotspots as described in Section 19.1.2.2.3.
4. Machine-to-Machine (M2M) Plans – Includes data only services for machine-to-machine (M2M) devices and/or Internet of Things (IoT) devices as described in Section 19.1.2.2.4.

The Bidder's prices associated with these plans shall be detailed in the Cost Worksheets submitted with the Final Bid. The Cost Worksheets are provided as separate MS Excel files that list each Requirement that is to be priced by the Bidder as well as areas for the Bidder to offer unsolicited services and features.

The prices provided by the Bidder with their final Bid will be used to develop a Service Plan Catalog listing all of the Contractor's services approved by the State that will be part of the Contract. Services not approved by the State will not be included in the Service Plan Catalog.

Bidder understands the Requirement and shall meet or exceed it? Yes__X___ No_____

19.1.2.2.1 Voice and Text Service Plan for Basic Phones (M)

The Contractor shall provide the Voice and Text Service Plan for Basic Phones that includes the features described in Table 19.1.2.2.1.a including the following features:

1. Voice usage with no limits on the monthly minutes used;
2. SMS messages with no limits on the monthly number of texts used;
3. No overage charges shall apply;
4. Voicemail;
5. Voice over Long Term Evolution (VoLTE) with compatible Equipment;
6. Nationwide roaming for voice services;
7. Per line caller ID blocking;
8. Nationwide long distance;
9. Call forwarding; and,
10. Call waiting.

Bidder understands the Requirement and shall meet or exceed it? Yes__X___ No_____

The Bidder shall offer the Voice and Text Service Plan for Basic Phones detailed in Table 19.1.2.2.1.a.

Table 19.1.2.2.1.a – Voice and Text Service Plan for Basic Phones

	Feature Name	Feature Description	Product Identifier	Bidder's Description	Bidder Meets or Exceeds? Y	N
	Voice and Text Service Plan for Basic Phones	Voice and Text Service Plan for Basic Phones	CA0001	4G CALNET Basic Phone Plan	X	

The Bidder may offer additional unsolicited Voice and Text Service Plan features in Table 19.1.2.2.1.b.

Table 19.1.2.2.1.b – Unsolicited Voice and Text Service Plan for Basic Phones Features

	Feature Name	Product Identifier	Bidder's Description
1	CUSTOM NATIONWIDE CONSUMPTION PLAN	CA0100	ST OF CA CUSTOM - NATIONWIDE FLAT RATE CONSUMPTION PPID: 85191
2	CUST PTT PLUS BASIC 4G FEATURE	CA0101	CUST PTT PLUS BASIC 4G SFO: 81301
3	UNLTXT PIX FLIX FEATURE	CA0102	UNLTXT PIX FLIX SFO: 75439
4	400 TXT/PIX/FLIX MSGS FEATURE	CA0103	400 TXT/PIX/FLIX MSGS SFO: 76811
5	1100 TXT PIX FLIX FEATURE	CA0104	1100 TXT PIX FLIX SFO: 76813
6	NATIONWIDE CALLING PLAN 200 SHR	CA0105	NVLPT NATIONWIDE FOR GOVERNMENT TALK 200 SHARE PPID: 73736
7	NATIONWIDE CALLING PLAN 400 SHR	CA0106	NVLPT NATIONWIDE BASIC 400 SHARE UNL IN + N&W PPID: 74539
8	NATIONWIDE CALLING PLAN 600 SHR	CA0107	NVLPT NATIONWIDE BASIC 600 SHARE UNL IN + N&W PPID: 74541
9	NATIONWIDE CALLING PLAN 1000 SHR	CA0108	NVLPT NATIONWIDE BASIC 1000 SHARE UNL IN + N&W PPID: 74543
10	NATIONWIDE CALLING PLAN 100 SHR	CA0109	NVLPT NATIONWIDE FOR GOVERNMENT BASIC 100 SHARE UNL M2M+N&W PPID: 80006
11	NATIONWIDE CALLING PLAN 0 SHR	CA0110	NVLPT NATIONWIDE FOR GOVERNMENT SHARE UNL M2M UNL N&W - ACCOUNT SHARE PPID: 86137

Table 19.1.2.2.1.b – Unsolicited Voice and Text Service Plan for Basic Phones Features			
	Feature Name	**Product Identifier**	**Bidder's Description**
12	75MB DATA FEATURE	CA0111	DATA PACKAGES FOR FEATURE PHONES AND SMARTPHONES 75MB SFO: 77810
13	CALL FILTER FEATURE	CA0112	CALL FILTER/CALLER NAME ID SFO: 83439
14	PTT+ LAND MOBILE RADIO FEATURE	CA0113	PTT+ LAND MOBILE RADIO SFO: 85280
15	FIELD FORCE MGR LTD FEATURE	CA0114	FIELD FORCE MGR LTD SFO: 76721
16	FIELD FORCE MGR BAS FEATURE	CA0115	FIELD FORCE MGR BAS SFO: 76722
17	FIELD FORCE MGR PRO FEATURE	CA0116	FIELD FORCE MGR PRO SFO: 76723
18	CUST PTT PLUS BASIC 4G ENT FEATURE	CA0117	CUST PTT PLUS BASIC 4G ENT SFO: 81129
19	PTT PLUS BASIC 4G ENTERPRISE FEATURE	CA0118	PTT PLUS BASIC 4G ENTERPRISE SFO: 80598
20	PUBLIC SAFETY UNLIMITED BASIC PHONE PLAN	CA0119	CUSTOM NATIONWIDE BASIC DEVICE FOR NATIONAL SECURITY, PUBLIC SAFETY, and Emergency Preparedness PPID: 16810
21	PUBLIC SAFETY UNLIMITED PTT+ ONLY PLAN 3G/4G	CA0120	3G/4G CUSTOM UNLIMITED PUSH TO TALK ONLY PLAN FOR NATIONAL SECURITY, PUBLIC SAFETY, AND EMERGENCY PREPAREDNESS PPID: 96625

19.1.2.2.2 Voice, Text, and Data Service Plans (M)

The Contractor shall provide Voice, Text, and Data Service Plans that include the features described in Table 19.1.2.2.2.a including the following features:

1. Voice usage with no limits on the monthly minutes used;
2. SMS and MMS messages with no limits on the monthly number of texts used;
3. Data services shall not be deprioritized before the specified plan Usage Threshold;
4. No overage charges shall apply;

5. Visual Voicemail with compatible Equipment;
6. Nationwide roaming for voice and data services;
7. Tethering with compatible Equipment;
8. Wi-Fi calling with compatible Equipment;
9. VoLTE with compatible Equipment;
10. Per line caller ID blocking;
11. Nationwide long distance;
12. Call forwarding; and,
13. Call waiting.

Bidder understands the Requirement and shall meet or exceed it? Yes_X____ No_____

The Bidder shall offer the Voice, Text and Data Service Plans detailed in Table 19.1.2.2.2.a.

Table 19.1.2.2.2.a – Voice, Text and Data Service Plans

	Feature Name	Feature Description	Product Identifier	Bidder's Description	Bidder Meets or Exceeds? Y	N
1	**Voice, Text and Data 2 GB Service Plan**	2 GB high speed Nationwide only voice, text and data usage for Smartphone devices	CA0002	4G CALNET 2 GB Smartphone Plan.	X	
2	**Voice, Text and Data 5 GB Service Plan**	5 GB high speed Nationwide only voice, text and data usage for Smartphone devices	CA0003	4G CALNET 5 GB Smartphone Plan.	X	
3	**Voice, Text and Data 10 GB Service Plan**	10 GB high speed Nationwide only voice, text and data usage for Smartphone devices	CA0004	4G CALNET 10 GB Smartphone Plan.	X	
4	**Voice, Text and Data 20 GB Service Plan**	20 GB high speed Nationwide only voice, text and data usage for Smartphone devices	CA0005	4G CALNET 20 GB Smartphone Plan.	X	
5	**Voice, Text and Data 50 GB Service Plan**	50 GB high speed Nationwide only voice, text and data usage for Smartphone devices	CA0006	4G CALNET 50 GB Smartphone Plan.	X	

The Bidder may offer additional unsolicited Voice, Text, and Data Service Plan features in Table 19.1.2.2.2.b.

Table 19.1.2.2.2.b – Unsolicited Voice, Text and Data Service Plan Features

	Feature Name	Product Identifier	Bidder's Description
1	CUSTOM NATIONWIDE CONSUMPTION PLAN	CA0100	ST OF CA CUSTOM - NATIONWIDE FLAT RATE CONSUMPTION PPID: 85191
2	CUST PTT PLUS BASIC 4G FEATURE	CA0101	CUST PTT PLUS BASIC 4G SFO: 81301
3	UNLTXT PIX FLIX FEATURE	CA0102	UNLTXT PIX FLIX SFO: 75439
4	400 TXT/PIX/FLIX MSGS FEATURE	CA0103	400 TXT/PIX/FLIX MSGS SFO: 76811
5	1100 TXT PIX FLIX FEATURE	CA0104	1100 TXT PIX FLIX SFO: 76813
6	NATIONWIDE CALLING PLAN 200 SHR	CA0105	NVLPT NATIONWIDE FOR GOVERNMENT TALK 200 SHARE PPID: 73736
7	NATIONWIDE CALLING PLAN 400 SHR	CA0106	NVLPT NATIONWIDE BASIC 400 SHARE UNL IN + N&W PPID: 74539
8	NATIONWIDE CALLING PLAN 600 SHR	CA0107	NVLPT NATIONWIDE BASIC 600 SHARE UNL IN + N&W PPID: 74541
9	NATIONWIDE CALLING PLAN 1000 SHR	CA0108	NVLPT NATIONWIDE BASIC 1000 SHARE UNL IN + N&W PPID: 74543
10	NATIONWIDE CALLING PLAN 100 SHR	CA0109	NVLPT NATIONWIDE FOR GOVERNMENT BASIC 100 SHARE UNL M2M+N&W PPID: 80006
11	NATIONWIDE CALLING PLAN 0 SHR	CA0110	NVLPT NATIONWIDE FOR GOVERNMENT SHARE UNL M2M UNL N&W - ACCOUNT SHARE PPID: 86137
12	75MB DATA FEATURE	CA0111	DATA PACKAGES FOR FEATURE PHONES AND SMARTPHONES 75MB SFO: 77810
13	CALL FILTER FEATURE	CA0112	CALL FILTER/CALLER NAME ID SFO: 83439
14	PTT+ LAND MOBILE RADIO FEATURE	CA0113	PTT+ LAND MOBILE RADIO SFO: 85280
15	4G SMARTPHONE HOTSPOT FEATURE	CA0121	4G SMARTPHONE HOTSPOT SFO: 76440
16	PTT PLUS 4G ENTERPRISE FEATURE	CA0122	PTT PLUS 4G ENTERPRISE SFO: 80590
17	CUST PTT PLUS 4G ENT FEATURE	CA0123	CUST PTT PLUS 4G ENT SFO: 81174

Table 19.1.2.2.2.b – Unsolicited Voice, Text and Data Service Plan Features

	Feature Name	Product Identifier	Bidder's Description
18	EMAIL & DATA UNLIMITED FEATURE	CA0124	EMAIL & DATA UNLIMITED SFO: 73419
19	4G SMARTPHONE HOTSPOT CA FEATURE	CA0125	4G SMARTPHONE HOTSPOT SFO: 76445
20	CUST PTT PLUS 4G ENT CA FEATURE	CA0126	CUST PTT PLUS 4G ENT SFO: 81815
21	NATIONWIDE BUNDLED PLAN 400MIN SHR	CA0127	NVLPT NATIONWIDE 400 SHARE EMAIL & DATA+ MSG - ACCOUNT SHARE PPID: 74511
22	NATIONWIDE BUNDLED PLAN 600MIN SHR	CA0128	NVLPT NATIONWIDE 600 SHARE EMAIL & DATA + MSG - ACCOUNT SHARE PPID: 74513
23	NATIONWIDE BUNDLED PLAN 1000MIN SHR	CA0129	NVLPT NATIONWIDE 1000 SHARE ANY EMAIL & DATA +MSG - ACCOUNT SHARE PPID: 74515
24	NATIONWIDE EMAIL ADD-A-LINE PLAN	CA0130	NVLPT 3G/4G NATIONWIDE EMAIL FOR GOVERNMENT NATIONWIDE ADD-A-LINE PLAN PPID: 86140
25	SMARTPHONE PAY-AS-YOU-GO VOICE	CA0131	NVLPT SMARTPHONE CALLING PLANS FOR GOVERNMENT SUBSCRIBERS PPID: 86139
26	DATA PACKAGE 2GB/ FEATURE	CA0132	DATA PACKAGE 2GB/ SFO: 76375
27	NUMBERSHARE LINE ACCESS FEATURE	CA0133	NUMBERSHARE LINE ACCESS SFO: 85617
28	FIELD FORCE MGR LTD AD FEATURE	CA0134	FIELD FORCE MGR LTD AD SFO: 76636
29	FIELD FORCE MGR BAS AD FEATURE	CA0135	FIELD FORCE MGR BAS AD SFO: 76637
30	FIELD FORCE MGR PRO AD FEATURE	CA0136	FIELD FORCE MGR PRO AD SFO: 76638
31	UNLIMITED SMARTPHONE PLAN	CA0137	CUSTOM 4G VERIZON UNLIMITED SMARTPHONE PLAN FOR PUBLIC SECTOR PPID: 13656
32	UNLIMITED PLAN FOR SMARTPHONE	CA0138	UNLIMITED PLAN FOR SMARTPHONE - DOMESTIC, CANADA AND MEXICO PPID: 99719

Table 19.1.2.2.2.b – Unsolicited Voice, Text and Data Service Plan Features			
	Feature Nam	**Product Identifier**	**Bidder's Description**
33	PUBLIC SAFETY UNLIMITED PTT+ ONLY PLAN 4G	CA0139	4G CUSTOM UNLIMITED PUSH TO TALK ONLY PLAN FOR NATIONAL SECURITY, PUBLIC SAFETY, AND EMERGENCY PREPAREDNESS PPID: 96626
34	PUBLIC SAFETY UNLIMITED SMARTPHONE PLAN	CA0030	CUSTOM 4G UNLIMITED SMARTPHONE PLAN WITH MOBILE BROADBAND PRIORITY FOR NATIONAL SECURITY, PUBLIC SAFETY AND EMERGENCY PREPAREDNESS PPID: 16807

19.1.2.2.3 Data Only Service Plans (M)

The Contractor shall provide Data Only Service Plans for data only devices that include the features described in Table 19.1.2.2.3.a including the following features:

1. Nationwide roaming for data services;
2. Data services shall not be deprioritized before the specified plan Usage Threshold;
3. No overage charges shall apply; and,
4. Tethering with compatible Equipment.

Bidder understands the Requirement and shall meet or exceed it? Yes_X____ No_____

The Bidder shall offer the Data Only Service Plans detailed in Table 19.1.2.2.3.a.

Table 19.1.2.2.3.a – Data Only Service Plans						
	Feature Name	**Feature Description**	**Product Identifier**	**Bidder's Description**	**Bidder Meets or Exceeds? Y**	**N**
1	**Data Only 2 GB Service Plan**	2 GB high speed data usage for data only devices	CA0007	4G CALNET 2 GB Data Plan	X	
2	**Data Only 5 GB Service Plan**	5 GB high speed data usage for data only devices	CA0008	4G CALNET 5 GB Data Plan	X	
3	**Data Only 10 GB Service Plan**	10 GB high speed data usage for data only devices	CA0009	4G CALNET 10 GB Data Plan	X	
4	**Data Only 20 GB Service Plan**	20 GB high speed data usage for data only devices	CA0010	4G CALNET 20 GB Data Plan	X	

Table 19.1.2.2.3.a – Data Only Service Plans

	Feature Name	Feature Description	Product Identifier	Bidder's Description	Bidder Meets or Exceeds? Y	N
5	**Data Only 50 GB Service Plan**	50 GB high speed data usage for data only devices	CA0011	4G CALNET 50 GB Data Plan	X	
6	**Data Only 100 GB Service Plan**	100 GB high speed data usage for data only devices	CA0012	4G CALNET 100 GB Data Plan	X	

The Bidder may offer additional unsolicited Data Only Service Plan features in Table 19.1.2.2.3.b.

Table 19.1.2.2.3.b – Unsolicited Data Only Service Plan Features

	Feature Name	Product Identifier	Bidder's Description
1	UNLIMITED MOBILE BROADBAND PLAN	CA0300	MOBILE BROADBAND UNLIMITED - 4G PPID: 84356
2	FLEXIBLE DATA PLAN 1MB	CA0301	FLEXIBLE BUSINESS DATA DEVICE 1MB SHARED DATA PPID: 92739
3	FLEXIBLE DATA PLAN 100MB	CA0302	FLEXIBLE BUSINESS DATA DEVICE 100MB SHARED DATA PPID: 92741
4	FLEXIBLE DATA PLAN 2GB	CA0303	FLEXIBLE BUSINESS DATA DEVICE 2GB SHARED DATA PPID: 92742
5	FLEXIBLE DATA PLAN 4GB	CA0304	FLEXIBLE BUSINESS DATA DEVICE 4GB SHARED DATA PPID: 92744
6	FLEXIBLE DATA PLAN 6GB	CA0305	FLEXIBLE BUSINESS DATA DEVICE 6GB SHARED DATA PPID: 92745
7	FLEXIBLE DATA PLAN 8GB	CA0306	FLEXIBLE BUSINESS DATA DEVICE 8GB SHARED DATA PPID: 92746
8	FLEXIBLE DATA PLAN 10GB	CA0307	FLEXIBLE BUSINESS DATA DEVICE 10GB SHARED DATA PPID: 92747
9	FIELD FORCE MGR LTD AD FEATURE	CA0134	FIELD FORCE MGR LTD AD SFO: 76636
10	FIELD FORCE MGR BAS AD FEATURE	CA0135	FIELD FORCE MGR BAS AD SFO: 76637
11	FIELD FORCE MGR PRO AD FEATURE	CA0136	FIELD FORCE MGR PRO AD SFO: 76638
12	PUBLIC SAFETY UNLIMITED MOBILE BROADBAND PLAN	CA0031	Custom 4G Unlimited Mobile Broadband Plan with Mobile Broadband Priority for National Security, Public Safety, and First Responders PPID: 20312

19.1.2.2.4 Machine-to-Machine and Internet of Things Service Plans (M2MIoT Service Plans) (M)

The Contractor shall provide Machine-to-Machine and Internet of Things Service Plans that include the features described in Table 19.1.2.2.4.a as well as:

1. Nationwide roaming for data services;
2. All plans will be "shared" plans as defined by the Customer where data consumption can be shared among multiple End-Users; and,
3. Overage notification. The Contractor shall notify the Customer when the Customer incurs an M2MIoT usage overage in excess of 50% of the data subscription rate identified in the service plan for three consecutive months.

Bidder understands the Requirement and shall meet or exceed it? Yes_X____ No_____

The Bidder shall offer the Machine-to-Machine and Internet of Things Service Plans detailed in Table 19.1.2.2.4.a.

Table 19.1.2.2.4.a – Machine-to-Machine and Internet of Things Service Plans

	Feature Name	Feature Description	Product Identifier	Bidder's Description	Bidder Meets or Exceeds? Y	N
1	**M2MIoT 1 MB Service Plan**	1 MB High Speed Nationwide Only Data Usage specific to M2MIoT devices.	CA0013	4G CALNET 1 MB M2M Plan	X	
2	**Overage Charge for M2MIoT 1 MB Service Plan**	Per MB charge for usage over 1 MB	OCA0013	4G CALNET 1 MB M2M Plan Overage	X	
3	**M2MIoT 10 MB Service Plan**	10 MB High Speed Nationwide Only Data Usage specific to M2MIoT devices.	CA0014	4G CALNET 10 MB M2M Plan	X	
4	**Overage Charge for M2MIoT 10 MB Service Plan**	Per MB charge for usage over 10 MB	OCA0014	4G CALNET 10 MB M2M Plan Overage	X	
5	**M2MIoT 50 MB Service Plan**	50 MB High Speed Nationwide Only Data Usage specific to M2MIoT devices.	CA0015	4G CALNET 50 MB M2M Plan	X	

Table 19.1.2.2.4.a – Machine-to-Machine and Internet of Things Service Plans

	Feature Name	Feature Description	Product Identifier	Bidder's Description	Bidder Meets or Exceeds? Y	N
6	**Overage Charge for M2MIoT 50 MB Service Plan**	Per MB charge for usage over 50 MB	OCA0015	4G CALNET 50 MB M2M Plan Overage	X	
7	**M2MIoT 250 MB Service Plan**	250 MB High Speed Nationwide Only Data Usage specific to M2MIoT devices.	CA0016	4G CALNET 250 MB M2M Plan	X	
8	**Overage Charge for M2MIoT 250 MB Service Plan**	Per MB charge for usage over 250 MB	OCA0016	4G CALNET 250 MB M2M Plan Overage	X	
9	**M2MIoT 1 GB Service Plan**	1 GB High Speed Nationwide Only Data Usage specific to M2MIoT devices.	CA0017	4G CALNET 1 GB M2M Plan	X	
10	**Overage Charge for M2MIoT 1 GB Service Plan**	Per MB charge for usage over 1 GB	OCA0017	4G CALNET 1 GB M2M Plan Overage	X	
11	**M2MIoT 5 GB Service Plan**	5 GB High Speed Nationwide Only Data Usage specific to M2MIoT devices.	CA0018	4G CALNET 5 GB M2M Plan	X	
12	**Overage Charge for M2MIoT 5 GB Service Plan**	Per MB charge for usage over 5 GB	OCA0018	4G CALNET 5 GB M2M Plan Overage	X	
13	**M2MIoT 10 GB Service Plan**	10 GB High Speed Nationwide Only Data Usage specific to M2MIoT devices.	CA0019	4G CALNET 10 GB M2M Plan	X	
14	**Overage Charge for M2MIoT 10 GB Service Plan**	Per MB charge for usage over 10 GB	OCA0019	4G CALNET 10 GB M2M Plan Overage	X	
15	**M2MIoT 20 GB Service Plan**	20 GB High Speed Nationwide Only Data Usage specific to M2MIoT devices.	CA0020	4G CALNET 20 GB M2M Plan	X	
16	**Overage Charge for M2MIoT 20 GB Service Plan**	Per MB charge for usage over 20 GB	OCA0020	4G CALNET 20 GB M2M Plan Overage	X	

The Bidder may offer additional unsolicited Machine-to-Machine and Internet of Things Service plans or features in Table 19.1.2.2.4.b.

Table 19.1.2.2.4.b – Unsolicited Machine-to-Machine and Internet of Things Service Plans or Features

	Feature Name	Product Identifier	Bidder's Description
1	CUSTOM MOBILE BROADBAND M2M PLAN	CA0400	STATE OF CA CUSTOM - MACHINE TO MACHINE 5GB PPID: 85975
2			
3			
4			
5			
6			
7			
8			
9			
10			

19.1.2.2.5 Video Streaming Quality (M-S)

The Bidder shall provide video streaming for the Voice, Text and Data Service Plans (Section 19.1.2.2.2) and the Data Only Service Plans (Section 19.1.2.2.3). The Bidder shall indicate the video streaming quality they commit to provide in Table 19.1.2.2.5.

Table 19.1.2.2.5 – Video Streaming Quality

Service Plan	Basic (B)	Standard (S)	Premier (P)	Bidder's Objective Commitment (B, S, or P)
Voice, Text and Data Service Plans (19.1.2.2.2)	480p	720p	1080p	B
Data Only Service Plans (19.1.2.2.3)	480p	720p	1080p	B

Bidder understands the Requirement and shall meet or exceed it? Yes_X____ No_____

19.1.2.2.6 Tethering Throughput (M-S)

Tethering is the sharing of a mobile device's data connection with other devices via WIFI, Bluetooth or physical cable (example: USB). The Contractor shall provide Tethering for the Voice, Text and Data Service Plans (Section 19.1.2.2.2) and the Data Only Service Plans (Section 19.1.2.2.3).

The Bidder shall indicate the Tethering throughput speeds they commit to provide in Table 19.1.2.2.6.

Table 19.1.2.2.6 – Tethering Throughput

Service Plan	Basic (B)	Standard (S)	Premier (P)	Bidder's Objective Commitment (B, S, or P)
Voice, Text and Data Service Plans (19.1.2.2.2)	3G	4G	Unrestricted	S
Data Only Service Plans (19.1.2.2.3)	3G	4G	Unrestricted	S

Bidder understands the Requirement and shall meet or exceed it? Yes_X____ No_____

19.1.2.2.7 Domestic to International Calling and Messaging Services

The Bidder may offer international cellular service that allows for calls originating in the United States to complete to a mobile or land line phone in Table 19.1.2.2.7.

The Bidder may offer text messaging services that provide international outbound and inbound messaging as identified in the Bidder's Product Identification Codes in columns (b) and (c).

By providing a Product Identification Code in Table 19.1.2.2.7, the Bidder is committing to provide service to that country and will provide the per-minute rate or per-message rate in Cost Worksheets 19.1.2.2.7.a, 19.1.2.2.7.b and 19.1.2.2.7.c.

Table 19.1.2.2.7 – Domestic to International Calling and Messaging Services

		Bidder's Product Identification Codes		
	Country, Countries, Regions, or Groupings	**(a) Outbound Voice per Minute**	**(b) SMS Send/ Receive per Message**	**(c) MMS Send/ Receive per Message**
1				
2				
3				
4				
5				
6				
7				
8				

Table 19.1.2.2.7 – Domestic to International Calling and Messaging Services				
		Bidder's Product Identification Codes		
	Country, Countries, Regions, or Groupings	(a) Outbound Voice per Minute	(b) SMS Send/ Receive per Message	(c) MMS Send/ Receive per Message
9				
10				

19.1.2.2.8 International Roaming (M)

The Contractor shall provide international cellular service that allows for calls, text messages and data while roaming in a foreign country. The Contractor shall maintain a list of countries where this service is available.

This service shall include:

1. Voice usage with no limits on the minutes used;
2. SMS and MMS messaging with no limits on the number of texts used;
3. Data services with usage limits aligned to the specified plan Usage Threshold;
4. No overage charges shall apply;
5. Allows for Tethering with compatible Equipment;
6. Per line caller ID blocking;
7. Call forwarding; and
8. Call Waiting.

The Bidder shall provide Product Identification Codes in Table 19.1.2.2.8.a for the daily services.

Table 19.1.2.2.8.a - International Roaming		
	Country	Bidder's Product Identification Code for Daily Services
1	**Canada and Mexico**	0/
2	**All countries on the Contractor's maintained list**	/10

The Bidder may offer additional International voice, text and data roaming services and/or features for usage originating outside of the United States in Table 19.1.2.2.8.b.

Table 19.1.2.2.8.b – Unsolicited International Voice, Text or Data Services or Features for International Roaming

	Feature Name	Product Identifier	Bidder's Description
1	NATIONAL INTERNATIONAL PLAN 4G 400 SHR	CA0500	NVLPT NATIONWIDE INTERNATIONAL 4G 400 ANY UNL EMAIL+N&W+IN+TXT UNL (SHARE) PPID: 86741
2	NATIONAL INTERNATIONAL PLAN 4G 600 SHR	CA0501	NVLPT NATIONWIDE INTERNATIONAL 4G 600 ANY UNL EMAIL+N&W+IN+TXT UNL (SHARE) PPID: 86743
3	NATIONAL INTERNATIONAL PLAN 4G 1000 SHR	CA0502	NVLPT NATIONWIDE INTERNATIONAL 4G 1000 ANY UNL EMAIL+N&W+IN+TXT UNL (SHARE) PPID: 86745
4	INT TRVL 512MB/100MIN/100MSG FOR 1MO FEATURE	CA0503	INTERNATIONAL TRAVEL 512MB/100MIN/100MSG FOR 1 MONTH SFO: 1324
5	INT TRVL 512MB/100MIN/100MSG MONTHLY FEATURE	CA0504	INTERNATIONAL TRAVEL 512MB/100MIN/100MSG MONTHLY SFO: 1327
6	INT TRVL 2GB/250MIN/1000MSG FOR 1MO FEATURE	CA0505	INTERNATIONAL TRAVEL 2GB/250MIN/1000MSG FOR 1 MONTH SFO: 1328
7	INT TRVL 2GB/250MIN/1000MSG MONTHLY FEATURE	CA0506	INTERNATIONAL TRAVEL 2GB/250MIN/1000MSG MONTHLY SFO: 1329
8	INTERNATIONAL FEATURE 0 VM/100 MB - RECURRING	CA0507	INTERNATIONAL OPTIONS MONTHLY FEATURES 185+ COUNTRIES 0 VM/100 MB - RECURRING SFO: 412
9	INTERNATIONAL FEATURE 0 VM/100 MB - 1 MONTH	CA0508	INTERNATIONAL OPTIONS MONTHLY FEATURES 185+ COUNTRIES 0 VM/100 MB - 1 MONTH SFO: 431

Table 19.1.2.2.8.b – Unsolicited International Voice, Text or Data Services or Features for International Roaming			
	Feature Name	**Product Identifier**	**Bidder's Description**
10	INTERNATIONAL FEATURE 100 VM/100MB - RECURRING	CA0509	INTERNATIONAL OPTIONS MONTHLY FEATURES 185+ COUNTRIES 100 VM/100MB - RECURRING SFO: 444
11	INTERNATIONAL FEATURE 100 VM/100MB - 1 MONTH	CA0510	INTERNATIONAL OPTIONS MONTHLY FEATURES 100 VM/100MB - 1 MONTH SFO: 445
12	TRAVELPASS - 185+ ELIGIBLE COUNTRIES FEATURE	TRAVELPASS CAN/MEX INCL	TRAVELPASS FOR ROAMING IN 185+ ELIGIBLE COUNTRIES WITH CAN/MEX INCL SFO: 691 or 988
13	TRAVELPASS - CAN/MEX FEATURE	TRAVELPASS	TRAVELPASS FOR ROAMING IN CANADA AND MEXICO SFO: 383

Bidder understands the Requirement and shall meet or exceed it? Yes_X____ No_____

19.1.2.2.9 Suspended Service Plan (M)

The Contractor must suspend and reactivate lines within one (1) Business Day of notification by the Customer. The cellular number must not change during suspension. The maximum period of suspension will be six (6) months.

The Bidder shall offer the Suspended Service Plan detailed in Table 0.a.

Table 0 – Suspended Service Plan						
	Feature Name	**Feature Description**	**Product Identifier**	**Bidder's Description**	**Bidder Meets or Exceeds? Y**	**N**
1	Suspended Service Plan	Customer initiated temporary suspension.	S	Suspend without Billing	X	

Bidder understands the Requirement and shall meet or exceed it? Yes__X___ No_____

19.1.2.3 CUSTOMIZED SERVICE PLANS (CSP) (M)

The Contractor may provide Customized Service Plans (CSP). CSPs may be existing Contractor plans or developed on an individual case basis. CSPs may include additional discounts to Equipment and services described in this IFB and/or additional provisions from those of the Standard Service Plans described in Section 19.1.2.2.

1. The Customized Service Plan will be identified as "CSP" in the Catalog with no dollar value identified.
2. The Contractor shall propose CSP pricing directly to the Customers.
3. CSP commitments shall not extend beyond the Term of this Contract, including any extension period(s).
4. The Contractor shall provide the Customer with a Scope of Work for the CSP.
5. The Contractor shall inform the Customer's if refurbished or used devices will be provided with the CSP.
6. CSPs must adhere to all CPUC, FCC and other appropriate regulatory guidelines as applicable.
7. In the event that a Customer elects to terminate a CSP for reasons other than (1) a Contractor default, or (2) circumstances outside the Customer's reasonable control, such Customer shall be liable to the Contractor for any unrecovered amortized capital costs for Equipment originally identified in the CSP Scope of Work documentation.
8. CSPs may also include technical attributes that address special or unique Customer needs.

Customized Service Plans will be identified in the Catalog with no dollar value identified.

The Bidder shall provide a Product Identifier for a Customized Service Plan as detailed in Table 19.1.2.3.

Table 19.1.2.3 – Customized Service Plans

	Feature Name	Feature Description	Product Identifier	Bidder's Description	Bidder Meets or Exceeds? Y	N
1	Customized Service Plans	Customer negotiated service plan.	CA0800	CALNET Non-standard: *"Customer Name"*	X	

Bidder understands the Requirement and shall meet or exceed it? Yes_X____ No_____

19.1.2.4 SERVICE WITH CUSTOMER OWNED AND MAINTAINED (COAM) EQUIPMENT (M)

The Contractor shall provide the service plans described in Section 19.1.1.5, *Service and Plan Specifications*, to End-Users who choose to use the Customer Owned and Maintained (COAM) Equipment that is compatible with the Contractor's network. The Contractor shall include new SIM compatible with the Contractor's network at no additional cost.

Bidder understands the Requirement and shall meet or exceed it? Yes__X___ No_____

19.1.2.4.1 SIM Unlock (M)

The Contractor shall SIM unlock COAM equipment upon the Customer request under the following conditions:

1. Equipment has been paid for in full;
2. The Customer has had Service for a minimum of two (2) billing cycles; and
3. There are no outstanding charges on the End-User's account.

Bidder understands the Requirement and shall meet or exceed it? Yes__X___ No_____

19.1.2.5 CELLULAR BUILDING AMPLIFICATION SERVICE (M)

The Contractor shall provide the option for Cellular Building Amplification Services in buildings where Customer cellular services are being provided. The service will amplify cellular signals with a signal booster and evenly distribute the amplified signals throughout the building. Providing this service shall be at the sole discretion of the Contractor.

The Contractor shall provide this service under the following conditions:

1. The Customer has existing cellular service provided by the Contractor;
2. The Customer requests a survey to determine the viability for the Contractor to improve service;
3. It is determined by the Contractor that cellular coverage is inadequate and the Contractor can provide an improvement in cellular service; and,
4. The Customer agrees to solution and orders service.

All costs for design, engineering and installation of Equipment shall be provided to the Customer at no price.

Cellular Building Amplification Service will be identified in the Catalog with no dollar value identified.

The Bidder shall provide a Product Identifier for Cellular Building Amplification Services as detailed in Table 19.1.2.5.

Table 19.1.2.5 – Cellular Building Amplification Services						
	Feature Name	**Feature Description**	**Product Identifier**	**Bidder's Description**	**Bidder Meets or Exceeds? Y**	**N**
1	Cellular Building Amplification Services	Amplifies cellular signals with a signal booster and evenly distribute the amplified signals throughout the building.	BCA0001	Verizon Wireless In-Building Solution	X	

Bidder understands the Requirement and shall meet or exceed it? Yes_X____ No_____

19.1.3 CUSTOMER WEB BASED EQUIPMENT CATALOG (M)

No more than 30 days after Contract Award, the Contractor shall provide a Customer Web Based Equipment Catalog of Equipment and Accessories as identified in Section 19.1.4, Equipment.

The Customer Web Based Equipment Catalog shall display pricing that includes the percentage discount off the manufacturer's suggested retail price.

Modification to the Equipment and Accessories contained in this catalog are not subject to the amendment process. The Contractor may update, change or modify the Equipment and Accessories offerings contained in the Customer Web Based Equipment Catalog at any time as needed without approval or consent. The Contractor's committed discount percentage from manufacturer's list price as identified in the Web Based Equipment Catalog cannot decrease.

Bidder understands the Requirement and shall meet or exceed it? Yes_X____ No_____

19.1.3.1 Pricing Format (M)

The Contractor shall provide a Web Based Catalog that will display pricing information in the following format:

1. Standardized Service Plans. All Standardized Service Plans shall display pricing that includes the monthly Standardized Service Plan price with the SAAF; and,
2. Equipment. All Equipment shall display pricing that includes the percentage discount off the manufacturer's suggested retail price.

Bidder understands the Requirement and shall meet or exceed it? Yes_ X____ No_____

19.1.3.2 Contractor Updates (M)

The Contractor may update the Customer Web Based Equipment Catalog as needed for the following items:

1. Equipment;

2. Accessories; and,
3. Coverage Maps.

Bidder understands the Requirement and shall meet or exceed it? Yes_X____ No_____

19.1.4 EQUIPMENT (M)

The Contractor shall provide Equipment as defined under the following categories:

1. Basic Mobile Phone as described in Section 19.1.4.1;
2. Smartphone as described in Section 19.1.4.2;
3. Mobile Hotspot Device as described in Section 19.1.4.3;
4. Tablet as described in Section 19.1.4.4; and,
5. Accessories as described in Section 19.1.4.5.

The Bidder shall provide a percentage discount off manufacturer's list prices for all Equipment as described in IFB C4CVD18 Part 1, Section 3.3.2.6.2, *Equipment Discount Percentage – Mandatory.*

Bidder understands the Requirement and shall meet or exceed it? Yes__X___ No_____

19.1.4.1 BASIC MOBILE PHONE (M)

A Basic Phone is a portable telephone capable of transmitting voice calls and SMS text messages over a cellular network while the user is stationary or moving within a defined coverage area.

The Contractor must provide Basic Mobile Phone(s) that include, at a minimum:

1. Mute functionality;
2. Vibrate alert for incoming phone calls and messages;
3. Ring alert for incoming phone calls and messages;
4. Caller ID capable;
5. Short Messaging Service (SMS) (i.e., text messaging);
6. Bluetooth capability; and,
7. Firmware, system, and application updates via Over the Air (OTA), e.g., security patches and other application/system updates.

The Bidder must include all accessories and user manuals included with the device as provided from the manufacturer (e.g., A/C charging adapter, headphones, and data transfer cable).

Bidder understands the Requirement and shall meet or exceed it? Yes_X____ No_____

19.1.4.2 SMARTPHONE (M)

A Smartphone is a handheld personal computer capable of transmitting voice calls, SMS/MMS text messages, and internet data over a cellular network while the user is stationary or moving within a defined coverage area.

The Contractor must provide Smartphone(s) that include, at a minimum:

1. Ability to sync with email, contact/address, and calendar platforms (e.g., Office365);
2. Mute functionality;
3. Transmit and receive data while conducting a voice session;
4. Vibrate alert for incoming phone calls and messages;
5. Ring alert for incoming phone calls and messages;
6. Caller ID capable;
7. Short Messaging Service (SMS) and Multimedia Messaging Service (MMS) (i.e., text messaging);
8. Bluetooth capability;
9. Remote suspend/resume/wipe capable;
10. Tethering capable; and,
11. Firmware, system, and application updates via Over the Air (OTA), i.e., security patches and other application/system updates (as available).

The Contractor must include all accessories and user manuals included with the device as provided from the manufacturer (e.g., A/C charging adapter, headphones, and data transfer cable).

Bidder understands the Requirement and shall meet or exceed it? Yes_X____ No_____

19.1.4.3 MOBILE HOTSPOT DEVICE (M)

A Mobile Hotspot Device is a type of modem that provides access to the internet via a broadband connection while the user is stationary or moving within a defined coverage area.

The Contractor must provide at least one Mobile Hotspot Device that includes, at a minimum, a USB, Wi-Fi, or Ethernet interface.

The Contractor must include all accessories and user manuals included with the device as provided from the manufacturer (e.g., A/C charging adapter, data transfer cable).

Bidder understands the Requirement and shall meet or exceed it? Yes_X____ No_____

19.1.4.4 TABLETS WITH SIM CARDS (M)

A Tablet is a mobile device with a touch screen display and mobile operating system that accesses cellular data services using a SIM Card. Tablets shall only be provisioned in conjunction with a CALNET Data Service Plan.

The Contractor must provide Tablet(s) that include, at a minimum:

1. Only Tablets that have the ability to access the cellular network through SIM Card activation;
2. Ability to sync with email, contact/address, and calendar platforms (e.g., Office365);
3. Bluetooth capability;
4. Tethering; and,
5. Firmware, system, and application updates via Over the Air (OTA), e.g., security patches and other application/system updates (as available).

The Contractor must include all accessories and user manuals with the device as provided from the manufacturer (e.g., A/C charging adapter, headphones, and data transfer cable).

Bidder understands the Requirement and shall meet or exceed it? Yes_X____ No_____

19.1.4.5 ACCESSORIES (M)

Equipment accessories are defined as any hardware that is not integral to the operation of Equipment.

The Contractor must provide Accessories that may include, but are not limited to the following:

1. Cell phone batteries;
2. Cell phone chargers;
3. Cell phone hands-free devices;
4. Cell phone cases;
5. Cell phone covers;
6. Cell phone screen protectors;
7. Cell phone data cables;
8. ADA/Assistive cell phone devices and accessories;
9. Bluetooth headsets; and,
10. Cell phone car kits

All accessories must be provided new.

Bidder understands the Requirement and shall meet or exceed it? Yes__X___ No_____

19.1.5 EQUIPMENT RELATED SERVICES

19.1.5.1 EQUIPMENT FINANCING (M-S)

The Bidder shall provide financing for the Equipment listed above. The Bidder shall indicate the interest rate they commit to charge the Customers in Table 19.1.5 for the Equipment described above.

Table 19.1.5 – Equipment Financing

Term	Basic (B)	Standard (S)	Premier (P)	Bidder's Objective Commitment (B, S, or P)
12 Months	>3% or not available	.01% - 3.00%	0.00%	B
24 Months	>3% or not available	.01% - 3.00%	0.00%	B

If the Customer elects to terminate the order, the Customer shall pay the Contractor all unrecovered amortized nonrecurring charges owed on the date of termination.

Bidder understands the Requirement and shall meet or exceed it? Yes__X___ No_____

19.1.5.2 EXPEDITE FEES (M)

The Contractor shall provide expedite shipping on all devices described in Section 19.1.4, *Equipment,* within the one (1) Business Day of receipt of the expedite request from the Customer.

The Bidder shall offer the Expedite Fee options detailed in Table 19.1.5.2.a.

Table 19.1.5.2.a – Expedite Fees

	Feature Name	Feature Description	Product Identifier	Bidder's Description	Bidder Meets or Exceeds? Y	N
1	Expedite Fee for up to 5 devices	Expedite fee for shipping up to 5 devices described in Section 19.1.4, *Equipment* per grouping.	CA0905	Priority Overnight/Next Business Day 5 devices	X	
2	Expedite Fee for up to 10 devices	Expedite fee for shipping up to 10 devices described in Section 19.1.4, *Equipment* per device grouping.	CA0910	Priority Overnight/Next Business Day 10devices	X	

Table 19.1.5.2.a – Expedite Fees						
	Feature Name	**Feature Description**	**Product Identifier**	**Bidder's Description**	**Bidder Meets or Exceeds? Y**	**N**
3	Expedite Fee for up to 25 devices	Expedite fee for shipping up to 25 devices described in Section 19.1.4, *Equipment* per grouping.	CA0925	Priority Overnight/Next Business Day 25devices	X	
4	Expedite Fee for up to 50 devices	Expedite fee for shipping up to 50 devices described in Section 19.1.4, *Equipment* per grouping.	CA0950	Priority Overnight/Next Business Day 50 devices	X	

The Bidder may list and describe Unsolicited Expedite Fees it is offering in Table 19.1.5.2.b.

Table 19.1.5.2.b – Unsolicited Expedite Fees			
	Expedite Fee Name	**Product Identifier**	**Bidder's Description**
1			
2			
3			
4			
5			
6			
7			
8			
9			
10			

Bidder understands the Requirement and shall meet or exceed it? Yes_X____ No_____

19.1.6 SERVICE COVERAGE

19.1.6.1 COVERAGE MAPS (M)

The Contractor shall provide the following information upon Contract Award:

1. Local (California) Voice and Data Coverage:

Detailed In-Network voice and data coverage maps for California, with an overlay of counties and major highways including types of services available (e.g., 3G, LTE).

2. Nationwide Voice & Data Coverage:

Detailed In-Network voice and data nationwide coverage maps including types of services available (e.g., 3G, LTE). Nationwide is defined as the contiguous United States, Alaska, Hawaii, Puerto Rico, and the US Virgin Islands.

Bidder understands the Requirement and shall meet or exceed it? Yes_X____ No_____

19.1.6.2 SERVICE COVERAGE CONTINUITY

The Contractor shall notify customers when the Contractor's geographic coverage is modified greater than 10% during the Contract Term.

Bidder understands the Requirement and shall meet or exceed it? Yes_X____ No_____

19.1.6.3 COVERAGE UPDATES (M)

The Contractor shall provide updated coverage maps on a quarterly basis by the 15th day of the month following the end of a quarter or as requested by the CALNET CMO.

Bidder understands the Requirement and shall meet or exceed it? Yes_X____ No_____

TABLE OF CONTENTS

Table 19.1.2.2.1 – Voice and Text Service Plan for Basic Phones 1
Table 19.1.2.2.2 – Voice, Text and Data Service Plans 4
Table 19.1.2.2.3 – Data Only Service Plans 14
Table 19.1.2.2.4 – Machine-to-Machine and Internet of Things Service Plans (M2MIoT) 20
Table 19.1.2.2.7 – Domestic to International Calling and Messaging Services 27
Table 19.1.2.2.8 – International Roaming 28
Table 19.1.2.2.9 – Suspended Service Plan 30
Table 19.1.2.3 – Customized Service Plans 31
Table 19.1.2.5 – Cellular Building Amplification Services 32
Table 19.1.4 – Equipment 33
Table 19.1.5.2 – Expedite Fees 34

Table 19.1.2.2.1 – Voice and Text Service Plan for Basic Phones

Contractor's Description of Service, include required service description, features and additional features offered by the Contractor: Wireless Service for Basic Devices (See Below)
Geographic Availability: Verizon's Nationwide Network Coverage
Service Limitations and Restrictions: Equipment must be Verizon Compatible/Authenticated. Additional Limitations and Restrictions listed below. Click HERE for current device options.
State Associated Administrative Fee (SAAF) Charge: Services identified below with "Yes" in the SAAF Applied column will have a 2.5% fee applied to the Monthly Recurring Charge or usage. Charges below do not include the SAAF. The SAAF will appear as a separate line on the customer's invoice.

Table 19.1.2.2.1 –Voice and Text Service Plan for Basic Phones									
Line Item #	**Feature Name**	**Product Identifier**	**Restrictions, Limitations and Additional Information**	**Non-Recurring Charge**	**Monthly Recurring Charge**	**Unit of Measure**	**SAAF Applied (Yes/No)**	**Delegation Needed (Yes/No)**	**Required or Discretionary**
Table 19.1.2.2.1.a –Voice and Text Service Plan for Basic Phones									
1	**Voice and Text Service Plan for Basic Phones**	CA0001	*Monthly rate covers 1 user for network access on a Basic phone. *100MB of domestic data allowance *Verizon will reduce speeds should 100MB of data usage be reached in the current month/bill cycle to 200kbps *No domestic roaming or domestic long distance charges *Coverage includes the Verizon Wireless 4G network *Also includes: Basic Voicemail, Call forwarding, call waiting, and VoLTE with compatible equipment *Calls and SMS/MMS messages to Canada and Mexico that originate domestically are included.	N/A	$20.00	Month	Yes	No	Required

Table 19.1.2.2.1 –Voice and Text Service Plan for Basic Phones

Line Item #	Feature Name	Product Identifier	Restrictions, Limitations and Additional Information	Non-Recurring Charge	Monthly Recurring Charge	Unit of Measure	SAAF Applied (Yes/No)	Delegation Needed (Yes/No)	Required or Discretionary
2	PTT+ LAND MOBILE RADIO FEATURE	CA0113	Add on feature. Push to Talk Plus (PTT+) capable Equipment required. Push to Talk Plus capable Equipment can only be used with a Push to Talk Plus calling plan. Additional information available regarding using Push-to-Talk Plus.	N/A	$4.50	Month	Yes	No	Required
3	FIELD FORCE MGR LTD FEATURE	CA0114	Field Force Manager (FFM) is available on basic phones, smartphones, and tablets on android and iOS operating systems. FFM requires a data package. Data usage for FFM is billed according to the rules governing the customer's plan, not the rules governing the customer's FFM features.	N/A	$15.00	Month	Yes	No	Required
4	FIELD FORCE MGR BAS FEATURE	CA0115	Field Force Manager (FFM) is available on basic phones, smartphones, and tablets on android and iOS operating systems. FFM requires a data package. Data usage for FFM is billed according to the rules governing the customer's plan, not the rules governing the customer's FFM features.	N/A	$20.00	Month	Yes	No	Required
5	FIELD FORCE MGR PRO FEATURE	CA0116	Field Force Manager (FFM) is available on basic phones, smartphones, and tablets on android and iOS operating systems. FFM requires a data package. Data usage for FFM is billed according to the rules governing the customer's	N/A	$19.25	Month	Yes	No	Required

Table 19.1.2.2.1 –Voice and Text Service Plan for Basic Phones

Line Item #	Feature Name	Product Identifier	Restrictions, Limitations and Additional Information	Non-Recurring Charge	Monthly Recurring Charge	Unit of Measure	SAAF Applied (Yes/No)	Delegation Needed (Yes/No)	Required or Discretionary
			plan, not the rules governing the customer's FFM features.						
6	PTT PLUS BASIC 4G ENTERPRISE FEATURE	CA0118	Add on feature. Push to Talk Plus (PTT+) capable Equipment required. Push to Talk Plus capable Equipment can only be used with a Push to Talk Plus calling plan. Additional information available regarding using Push-to-Talk Plus.	N/A	$5.00	Month	Yes	No	Required

Table 19.1.2.2.2 – Voice, Text and Data Service Plans

Contractor's Description of Service, include required service description, features and additional features offered by the Contractor: Wireless Service for Smartphones
Geographic Availability: Verizon's Nationwide Network Coverage
Service Limitations and Restrictions: Equipment must be Verizon Compatible/Authenticated. Additional Limitations and Restrictions listed below. Click HERE for current device options.
State Associated Administrative Fee (SAAF) Charge: Services identified below with "Yes" in the SAAF Applied column will have a 2.5% fee applied to the Monthly Recurring Charge or usage. Charges below do not include the SAAF. The SAAF will appear as a separate line on the customer's invoice.

Table 19.1.2.2.2 – Voice, Text and Data Service Plans									
Line Item #	**Feature Name**	**Product Identifier**	**Restrictions, Limitations and Additional Information**	**Non-Recurring Charge**	**Monthly Recurring Charge**	**Unit of Measure**	**SAAF Applied (Yes/No)**	**Delegation Needed (Yes/No)**	**Required or Discretionary**
Table 19.1.2.2.2.a – Voice, Text and Data Service Plans									
1	**Voice, Text and Data 2 GB Service Plan**	CA0002	*Monthly rate covers 1 user for network access on a Smartphone *2GB domestic data allowance *Verizon will reduce speeds should 2GB of data usage be reached in the current month/bill cycle to 200kbps *Mobile hotspot/tethering included (utilizes plan's data allowance)*Coverage includes the Verizon Wireless 4G network *Also includes: Visual Voicemail with compatible equipment, Call forwarding, call waiting, and VoLTE/WiFi calling with compatible equipment *Calls and SMS/MMS messages to Canada and Mexico that originate domestically are included.	N/A	$35.00	Month	Yes	No	Required

Table 19.1.2.2.2 – Voice, Text and Data Service Plans

Line Item #	Feature Name	Product Identifier	Restrictions, Limitations and Additional Information	Non-Recurring Charge	Monthly Recurring Charge	Unit of Measure	SAAF Applied (Yes/No)	Delegation Needed (Yes/No)	Required or Discretionary
2	**Voice, Text and Data 5 GB Service Plan**	CA0003	*Monthly rate covers 1 user for network access on a Smartphone *5GB domestic data allowance *Verizon will reduce speeds should 5GB of data usage be reached in the current month/bill cycle to 200kbps *Mobile hotspot/tethering included (utilizes plan's data allowance) *Coverage includes the Verizon Wireless 4G network *Also includes: Visual Voicemail with compatible equipment, Call forwarding, call waiting, and VoLTE/WiFi calling with compatible equipment*Calls and SMS/MMS messages to Canada and Mexico that originate domestically are included.	N/A	$40.00	Month	Yes	No	Required

Table 19.1.2.2.2 – Voice, Text and Data Service Plans

Line Item #	Feature Name	Product Identifier	Restrictions, Limitations and Additional Information	Non-Recurring Charge	Monthly Recurring Charge	Unit of Measure	SAAF Applied (Yes/No)	Delegation Needed (Yes/No)	Required or Discretionary
3	**Voice, Text and Data 10 GB Service Plan**	CA0004	*Monthly rate covers 1 user for network access on a Smartphone *10GB domestic data allowance *Verizon will reduce speeds should 10GB of data usage be reached in the current month/bill cycle to 200kbps *Mobile hotspot/tethering included (utilizes plan's data allowance) *Coverage includes the Verizon Wireless 4G network *Also includes: Visual Voicemail with compatible equipment, Call forwarding, call waiting, and VoLTE/WiFi calling with compatible equipment.*Calls and SMS/MMS messages to Canada and Mexico that originate domestically are included.	N/A	$50.00	Month	Yes	No	Required

Table 19.1.2.2.2 – Voice, Text and Data Service Plans

Line Item #	Feature Name	Product Identifier	Restrictions, Limitations and Additional Information	Non-Recurring Charge	Monthly Recurring Charge	Unit of Measure	SAAF Applied (Yes/No)	Delegation Needed (Yes/No)	Required or Discretionary
4	**Voice, Text and Data 20 GB Service Plan**	CA0005	*Monthly rate covers 1 user for network access on a Smartphone *20GB domestic data allowance *Verizon will reduce speeds should 20GB of data usage be reached in the current month/bill cycle to 200kbps *Mobile hotspot/tethering included (utilizes plan's data allowance) *Coverage includes the Verizon Wireless 4G network*Also includes: Visual Voicemail with compatible equipment, Call forwarding, call waiting, and VoLTE/WiFi calling with compatible equipment *Calls and SMS/MMS messages to Canada and Mexico that originate domestically are included.	N/A	$80.00	Month	Yes	No	Required

Table 19.1.2.2.2 – Voice, Text and Data Service Plans

Line Item #	Feature Name	Product Identifier	Restrictions, Limitations and Additional Information	Non-Recurring Charge	Monthly Recurring Charge	Unit of Measure	SAAF Applied (Yes/No)	Delegation Needed (Yes/No)	Required or Discretionary
5	**Voice, Text and Data 50 GB Service Plan**	CA0006	*Monthly rate covers 1 user for network access on a Smartphone *50GB domestic data allowance *Verizon will reduce speeds should 50GB of data usage be reached in the current month/bill cycle to 200kbps * mobile hotspot/tethering included (utilizes plan's data allowance) *Coverage includes the Verizon Wireless 4G network *Also includes: Visual Voicemail with compatible equipment, Call forwarding, call waiting, and VoLTE/WiFi calling with compatible equipment*Calls and SMS/MMS messages to Canada and Mexico that originate domestically are included.	N/A	$110.00	Month	Yes	No	Required
6	PTT+ LAND MOBILE RADIO FEATURE	CA0113	Add on feature. Push to Talk Plus (PTT+) capable Equipment required. Push to Talk Plus capable Equipment can only be used with a Push to Talk Plus calling plan. Additional information available regarding using Push-to-Talk Plus.	N/A	$4.50	Month	Yes	No	Required

Table 19.1.2.2.2 – Voice, Text and Data Service Plans

Line Item #	Feature Name	Product Identifier	Restrictions, Limitations and Additional Information	Non-Recurring Charge	Monthly Recurring Charge	Unit of Measure	SAAF Applied (Yes/No)	Delegation Needed (Yes/No)	Required or Discretionary
7	PTT PLUS 4G ENTERPRISE FEATURE	CA0122	Add on feature. Push to Talk Plus (PTT+) capable Equipment required. Push to Talk Plus capable Equipment can only be used with a Push to Talk Plus calling plan. Additional information available regarding using Push-to-Talk Plus.	N/A	$5.00	Month	Yes	No	Required
8	FIELD FORCE MGR LTD AD FEATURE	CA0134	Field Force Manager (FFM) is available on basic phones, smartphones, and tablets on android and iOS operating systems. FFM requires a data package. Data usage for FFM is billed according to the rules governing the customer's plan, not the rules governing the customer's FFM features.	N/A	$15.00	Month	Yes	No	Required
9	FIELD FORCE MGR BAS AD FEATURE	CA0135	Field Force Manager (FFM) is available on basic phones, smartphones, and tablets on android and iOS operating systems. FFM requires a data package. Data usage for FFM is billed according to the rules governing the customer's plan, not the rules governing the customer's FFM features.	N/A	$20.00	Month	Yes	No	Required

Table 19.1.2.2.2 – Voice, Text and Data Service Plans

Line Item #	Feature Name	Product Identifier	Restrictions, Limitations and Additional Information	Non-Recurring Charge	Monthly Recurring Charge	Unit of Measure	SAAF Applied (Yes/No)	Delegation Needed (Yes/No)	Required or Discretionary
10	FIELD FORCE MGR PRO AD FEATURE	CA0136	Field Force Manager (FFM) is available on basic phones, smartphones, and tablets on android and iOS operating systems. FFM requires a data package. Data usage for FFM is billed according to the rules governing the customer's plan, not the rules governing the customer's FFM features.	N/A	$19.25	Month	Yes	No	Required

Table 19.1.2.2.2 – Voice, Text and Data Service Plans

Line Item #	Feature Name	Product Identifier	Restrictions, Limitations and Additional Information	Non-Recurring Charge	Monthly Recurring Charge	Unit of Measure	SAAF Applied (Yes/No)	Delegation Needed (Yes/No)	Required or Discretionary
11	NATIONWIDE UNLIMITED MIN&MSG+EMAIL&DATA	CA0137	No domestic roaming or long distance charges. Coverage includes the Verizon Wireless 4G network; and the 3G and 3G Extended networks, while available. In the event of network congestion, after 10GB of data usage on a line during any billing cycle, usage on such line may result in slightly slower download speeds relative to another user. To ensure users are able to maximize their high-speed data use for business applications, video applications will stream at 480p. Mobile Hotspot is available on all capable devices and allows Corporate Subscribers to use their device and share data allowance with multiple Wi-Fi enabled devices. If 10GB of Mobile Hotspot data usage is exceeded on any line in any given billing cycle, Verizon Wireless will limit the data throughput speeds for additional usage for the remainder of the then-current billing cycle for the line that exceeds the data usage. Unlimited Messaging from within the United States to anywhere in the world where messaging services are available.	N/A	$50.05	Month	Yes	No	Required

12	CUSTOM BUSINESS UNLIMITED MINS&DATA+CAN&MEX	CA0138	Coverage area includes the Verizon Wireless 4G network; and the 3G and Extended partner networks, while available. Data speeds are not guaranteed while on Extended or roaming partner networks. Only a 4G LTE GSM/UMTS global-capable smartphone can be activated on this plan. No domestic roaming or long distance charges. After 25 GB of data usage on a line during any billing cycle usage may be prioritized behind other customers in the event of network congestion. To ensure users are able to maximize their high-speed data use for business applications, video applications will stream at up to 480p. For data usage in Canada and Mexico, after the first 512 MB of usage in a day, throughput speeds will be reduced for the remainder of the day. Mobile Hotspot is available on all capable devices and allows the line to share data allowance with multiple Wi-Fi enabled devices. If 15 GB of Mobile Hotspot data usage is exceeded on any line in any given billing cycle, Verizon Wireless will limit the data throughput speeds for additional usage for the remainder of the then-current billing cycle for the line that exceeds the data usage. Toll free calling from the US to Canada and Mexico, from Mexico to the US and Canada, and from Canada to the US and Mexico. Unlimited	N/A	$70.00	Month	Yes	No	Required

Table 19.1.2.2.2 – Voice, Text and Data Service Plans

Line Item #	Feature Name	Product Identifier	Restrictions, Limitations and Additional Information	Non-Recurring Charge	Monthly Recurring Charge	Unit of Measure	SAAF Applied (Yes/No)	Delegation Needed (Yes/No)	Required or Discretionary
			Messaging from within the United States to anywhere in the world where messaging services are available.						

Table 19.1.2.2.3 – Data Only Service Plans

Contractor's Description of Service, include required service description, features and additional features offered by the Contractor: Data Services for Wireless Devices
Geographic Availability: Verizon's Nationwide Network Coverage
Service Limitations and Restrictions: Equipment must be Verizon Compatible/Authenticated. Additional Limitations and Restrictions listed below. Click HERE for current device options.
State Associated Administrative Fee (SAAF) Charge: Services identified below with "Yes" in the SAAF Applied column will have a 2.5% fee applied to the Monthly Recurring Charge or usage. Charges below do not include the SAAF. The SAAF will appear as a separate line on the customer's invoice.

Table 19.1.2.2.3 – Data Only Service Plans									
Line Item #	**Feature Name**	**Product Identifier**	**Restrictions, Limitations and Additional Information**	**Non-Recurring Charge**	**Monthly Recurring Charge**	**Unit of Measure**	**SAAF Applied (Yes/No)**	**Delegation Needed (Yes/No)**	**Required or Discretionary**
Table 19.1.2.2.3.a – Data Only Service Plans									
1	**Data Only 2 GB Service Plan**	CA0007	*Monthly rate covers 1 user for domestic network access on a MiFi, Aircard, Jetpack, or tablet. *2GB domestic data allowance *Verizon will reduce speeds should 2GB of data usage be reached in the current month/bill cycle to 200kbps *Mobile hotspot/tethering included (utilizes plan's data allowance) *Coverage includes the Verizon Wireless 4G network. *Coverage includes the Verizon Wireless 4G network *Dedicated internet connections (including but not limited to, stationary wireless networking router devices), streaming video (including but not limited to, body cameras and stationary video surveillance cameras), and IoT devices are expressly	N/A	$20.00	Month	Yes	No	Required

Table 19.1.2.2.3 – Data Only Service Plans

Line Item #	Feature Name	Product Identifier	Restrictions, Limitations and Additional Information	Non-Recurring Charge	Monthly Recurring Charge	Unit of Measure	SAAF Applied (Yes/No)	Delegation Needed (Yes/No)	Required or Discretionary
			prohibited on this rate plan.						
2	**Data Only 5 GB Service Plan**	CA0008	*Monthly rate covers 1 user for domestic network access on a MiFi, Aircard, Jetpack, or tablet. *5GB domestic data allowance *Verizon will reduce speeds should 5GB of data usage be reached in the current month/bill cycle to 200kbps *Mobile hotspot/tethering included (utilizes plan's data allowance) *Coverage includes the Verizon Wireless 4G network. *Dedicated internet connections (including but not limited to, stationary wireless networking router devices), streaming video (including but not limited to, body cameras and stationary video surveillance cameras), and IoT devices are expressly prohibited on this rate plan.	N/A	$30.00	Month	Yes	No	Required
3	**Data Only 10 GB Service Plan**	CA0009	*Monthly rate covers 1 user for domestic network access on a MiFi, Aircard, Jetpack, or tablet. *10GB domestic data allowance *Verizon will reduce speeds should 10GB of data usage be reached in the current month/bill cycle to 200kbps *Mobile hotspot/tethering	N/A	$55.00	Month	Yes	No	Required

Table 19.1.2.2.3 – Data Only Service Plans

Line Item #	Feature Name	Product Identifier	Restrictions, Limitations and Additional Information	Non-Recurring Charge	Monthly Recurring Charge	Unit of Measure	SAAF Applied (Yes/No)	Delegation Needed (Yes/No)	Required or Discretionary
			included (utilizes plan's data allowance) *Coverage includes the Verizon Wireless 4G network. *Dedicated internet connections (including but not limited to, stationary wireless networking router devices), streaming video (including but not limited to, body cameras and stationary video surveillance cameras), and IoT devices are expressly prohibited on this rate plan						
4	**Data Only 20 GB Service Plan**	CA0010	*Monthly rate covers 1 user for domestic network access on a MiFi, Aircard, Jetpack, or tablet. *20GB domestic data allowance *Verizon will reduce speeds should 20GB of data usage be reached in the current month/bill cycle to 200kbps *Mobile hotspot/tethering included (utilizes plan's data allowance) *Coverage includes the Verizon Wireless 4G network. *Dedicated internet connections (including but not limited to, stationary wireless networking router devices), streaming video (including but not limited to, body cameras and stationary video surveillance cameras), and IoT devices are expressly	N/A	$95.00	Month	Yes	No	Required

Table 19.1.2.2.3 – Data Only Service Plans

Line Item #	Feature Name	Product Identifier	Restrictions, Limitations and Additional Information	Non-Recurring Charge	Monthly Recurring Charge	Unit of Measure	SAAF Applied (Yes/No)	Delegation Needed (Yes/No)	Required or Discretionary
			prohibited on this rate plan.						
5	**Data Only 50 GB Service Plan**	CA0011	*Monthly rate covers 1 user for domestic network access on a MiFi, Aircard, Jetpack, or tablet. *50GB domestic data allowance *Verizon will reduce speeds should 50GB of data usage be reached in the current month/bill cycle to 200kbps *Mobile hotspot/tethering included (utilizes plan's data allowance). *Coverage includes the Verizon Wireless 4G network. *Dedicated internet connections (including but not limited to, stationary wireless networking router devices), streaming video (including but not limited to, body cameras and stationary video surveillance cameras), and IoT devices are expressly prohibited on this rate plan. *No domestic roaming charges *Coverage includes the Verizon Wireless 4G network	N/A	$150.00	Month	Yes	No	Required
6	**Data Only 100 GB Service Plan**	CA0012	*Monthly rate covers 1 user for domestic network access on a MiFi, Aircard, Jetpack, or tablet*100GB domestic data allowance *Verizon will reduce speeds should 2GB of	N/A	$350.00	Month	Yes	No	Required

Table 19.1.2.2.3 – Data Only Service Plans

Line Item #	Feature Name	Product Identifier	Restrictions, Limitations and Additional Information	Non-Recurring Charge	Monthly Recurring Charge	Unit of Measure	SAAF Applied (Yes/No)	Delegation Needed (Yes/No)	Required or Discretionary
			data usage be reached in the current month/bill cycle to 200kbps *Mobile hotspot/tethering included (utilizes plan's data allowance) *Coverage includes the Verizon Wireless 4G network. *Dedicated internet connections (including but not limited to, stationary wireless networking router devices), streaming video (including but not limited to, body cameras and stationary video surveillance cameras), and IoT devices are expressly prohibited on this rate plan.						
15	FIELD FORCE MGR LTD AD FEATURE	CA0134	Field Force Manager (FFM) is available on basic phones, smartphones, and tablets on android and iOS operating systems. FFM requires a data package. Data usage for FFM is billed according to the rules governing the customer's plan, not the rules governing the customer's FFM features.	N/A	$15.00	Month	Yes	No	Required
16	FIELD FORCE MGR BAS AD FEATURE	CA0135	Field Force Manager (FFM) is available on basic phones, smartphones, and tablets on android and iOS operating systems. FFM requires a data package. Data usage for FFM is billed according to the rules governing the customer's plan, not the	N/A	$20.00	Month	Yes	No	Required

Table 19.1.2.2.3 – Data Only Service Plans

Line Item #	Feature Name	Product Identifier	Restrictions, Limitations and Additional Information	Non-Recurring Charge	Monthly Recurring Charge	Unit of Measure	SAAF Applied (Yes/No)	Delegation Needed (Yes/No)	Required or Discretionary
			rules governing the customer's FFM features.						
17	FIELD FORCE MGR PRO AD FEATURE	CA0136	Field Force Manager (FFM) is available on basic phones, smartphones, and tablets on android and iOS operating systems. FFM requires a data package. Data usage for FFM is billed according to the rules governing the customer's plan, not the rules governing the customer's FFM features.	N/A	$19.25	Month	Yes	No	Required

Table 19.1.2.2.4 – Machine-to-Machine and Internet of Things Service Plans (M2MIoT)

Contractor's Description of Service, include required service description, features and additional features offered by the Contractor: Machine-to-Machine Wireless Data Service
Geographic Availability: Verizon's Nationwide Network Coverage
Service Limitations and Restrictions: Equipment must be Verizon Compatible/Authenticated. Additional Limitations and Restrictions listed below.
State Associated Administrative Fee (SAAF) Charge: Services identified below with "Yes" in the SAAF Applied column will have a 2.5% fee applied to the Monthly Recurring Charge or usage. Charges below do not include the SAAF. The SAAF will appear as a separate line on the customer's invoice.

Table 19.1.2.2.4 – Machine-to-Machine and Internet of Things Service Plans (M2MIoT)									
Line Item #	**Feature Name**	**Product Identifier**	**Restrictions, Limitations and Additional Information**	**Non-Recurring Charge**	**Monthly Recurring Charge**	**Unit of Measure**	**SAAF Applied (Yes/No)**	**Delegation Needed (Yes/No)**	**Required or Discretionary**
Table 19.1.2.2.4.a – Machine-to-Machine and Internet of Things Service Plans (M2MIoT)									
1	**M2MIoT 1 MB Service Plan**	CA0013	* Monthly rate covers 1 user for domestic network access * Government Subscribers may supply their own compatible and authenticated Equipment (COAM) certified by Verizon Wireless to be activated on these plans. Smartphone, Netbooks, MiFi, Aircard, Jetpack, and tablet devices are not eligible and are prohibited for use on M2M and IoT Service Plans. *1MB of 4G domestic data allowance * Data is not pooled with any other plans and is only pooled with other Product Identifiers CA0013, CA0014, CA0015, and CA0016 M2M and IoT data allowance plans on the account. 4G service requires 4G Telemetry equipment and 4G coverage. *Coverage includes the Verizon Wireless network	N/A	$3.00	Month	Yes	No	Required

Table 19.1.2.2.4 – Machine-to-Machine and Internet of Things Service Plans (M2MIoT)

Line Item #	Feature Name	Product Identifier	Restrictions, Limitations and Additional Information	Non-Recurring Charge	Monthly Recurring Charge	Unit of Measure	SAAF Applied (Yes/No)	Delegation Needed (Yes/No)	Required or Discretionary
2	**Overage Charge for M2MIoT 1 MB Service Plan**	OCA0013	* per Megabyte	$1.00	N/A	Per MB	Yes	No	Required
3	**M2MIoT 10 MB Service Plan**	CA0014	* Monthly rate covers 1 user for domestic network access. * Government Subscribers may supply their own compatible and authenticated Equipment (COAM) certified by Verizon Wireless to be activated on these plans. Smartphone, Netbooks, MiFi, Aircard, Jetpack, and tablet devices are not eligible and prohibited for use on M2M and IoT Service Plans. *10MB of 4G domestic data allowance * Data is not pooled with any other plans and is only pooled with other Product Identifiers CA0013, CA0014, CA0015, and CA0016 M2M and IoT data allowance plans on the account. 4G service requires 4G Telemetry equipment and 4G coverage. *Coverage includes the Verizon Wireless network	N/A	$9.00	Month	Yes	No	Required
4	**Overage Charge for M2MIoT 10 MB Service Plan**	OCA0014	* per Megabyte	$1.00	N/A	Per MB	Yes	No	Required
5	**M2MIoT 50 MB Service Plan**	CA0015	* Monthly rate covers 1 user for domestic network access. * Government Subscribers may supply their own compatible and authenticated Equipment	N/A	$12.00	Month	Yes	No	Required

Table 19.1.2.2.4 – Machine-to-Machine and Internet of Things Service Plans (M2MIoT)

Line Item #	Feature Name	Product Identifier	Restrictions, Limitations and Additional Information	Non-Recurring Charge	Monthly Recurring Charge	Unit of Measure	SAAF Applied (Yes/No)	Delegation Needed (Yes/No)	Required or Discretionary
			(COAM) certified by Verizon Wireless to be activated on these plans:Smartphone, Netbooks, MiFi, Aircard, Jetpack, and tablet devices are not eligible and prohibited for use on M2M and IoT Service Plans. *50MB of 4G domestic data allowance * Data is not pooled with any other plans and is only pooled with other Product Identifiers CA0013, CA0014, CA0015, and CA0016 M2M and IoT data allowance plans on the account. 4G service requires 4G Telemetry equipment and 4G coverage. *Coverage includes the Verizon Wireless network						
6	**Overage Charge for M2MIoT 50 MB Service Plan**	OCA0015	* per Megabyte	$1.00	N/A	Per MB	Yes	No	Required
7	**M2MIoT 250 MB Service Plan**	CA0016	* Monthly rate covers 1 user for domestic network access. * Government Subscribers may supply their own compatible and authenticated Equipment (COAM) certified by Verizon Wireless to be activated on these plans. Smartphone, Netbooks, MiFi, Aircard, Jetpack, and tablet devices are not eligible and prohibited for use on M2M and IoT Service Plans. * 250MB of	N/A	$15.00	Month	Yes	No	Required

Table 19.1.2.2.4 – Machine-to-Machine and Internet of Things Service Plans (M2MIoT)

Line Item #	Feature Name	Product Identifier	Restrictions, Limitations and Additional Information	Non-Recurring Charge	Monthly Recurring Charge	Unit of Measure	SAAF Applied (Yes/No)	Delegation Needed (Yes/No)	Required or Discretionary
			4G domestic data allowance * Data is not pooled with any other plans and is only pooled with other Product Identifiers CA0013, CA0014, CA0015, and CA0016 M2M and IoT data allowance plans on the account. 4G service requires 4G Telemetry equipment and 4G coverage. *Coverage includes the Verizon Wireless network						
8	**Overage Charge for M2MIoT 250 MB Service Plan**	OCA0016	* per Megabyte	$1.00	N/A	Per MB	Yes	No	Required
9	**M2MIoT 1 GB Service Plan**	CA0017	*Monthly rate covers 1 user for domestic network access * Government Subscribers may supply their own compatible and authenticated Equipment (COAM) certified by Verizon Wireless to be activated on these plans. *Smartphone, Netbooks, MiFi, Aircard, Jetpack, and tablet devices are not eligible and prohibited for use on M2M and IoT Service Plans. *1GB of 4G domestic data allowance Data is not pooled with any other plans and is only pooled with other Product Identifiers CA0017, CA0018, CA0019 and CA0020 M2M and IoT data allowance plans on the account.	N/A	$18.00	Month	Yes	No	Required

Table 19.1.2.2.4 – Machine-to-Machine and Internet of Things Service Plans (M2MIoT)

Line Item #	Feature Name	Product Identifier	Restrictions, Limitations and Additional Information	Non-Recurring Charge	Monthly Recurring Charge	Unit of Measure	SAAF Applied (Yes/No)	Delegation Needed (Yes/No)	Required or Discretionary
			4G service requires 4G Telemetry equipment and 4G coverage. *Coverage includes the Verizon Wireless network						
10	**Overage Charge for M2MIoT 1 GB Service Plan**	OCA0017	* per Gigabyte	$8.00	N/A	Per GB	Yes	No	Required
11	**M2MIoT 5 GB Service Plan**	CA0018	*Monthly rate covers 1 user for domestic network access * Government Subscribers may supply their own compatible and authenticated Equipment (COAM) certified by Verizon Wireless to be activated on these plans. *Smartphone, Netbooks, MiFi, Aircard, Jetpack, and tablet devices are not eligible and prohibited for use on M2M and IoT Service Plans. *5GB of 4G domestic data allowance Data is not pooled with any other plans and is only pooled with other Product Identifiers CA0017, CA0018, CA0019 and CA0020 M2M and IoT data allowance plans on the account. 4G service requires 4G Telemetry equipment and 4G coverage. *Coverage includes the Verizon Wireless network	N/A	$35.00	Month	Yes	No	Required
12	**Overage Charge for M2MIoT 5 GB Service Plan**	OCA0018	* per Gigabyte	$8.00	N/A	Per GB	Yes	No	Required
13	**M2MIoT 10 GB Service Plan**	CA0019	*Monthly rate covers 1 user for domestic network access	N/A	$55.00	Month	Yes	No	Required

Table 19.1.2.2.4 – Machine-to-Machine and Internet of Things Service Plans (M2MIoT)

Line Item #	Feature Name	Product Identifier	Restrictions, Limitations and Additional Information	Non-Recurring Charge	Monthly Recurring Charge	Unit of Measure	SAAF Applied (Yes/No)	Delegation Needed (Yes/No)	Required or Discretionary
			*Government Subscribers may supply their own compatible and authenticated Equipment (COAM) certified by Verizon Wireless to be activated on these plans. *Smartphone, Netbooks, MiFi, Aircard, Jetpack, and tablet devices are not eligible and prohibited for use on M2M and IoT Service Plans. *10GB of 4G domestic data allowance Data is not pooled with any other plans and is only pooled with other Product Identifiers CA0017, CA0018, CA0019 and CA0020 M2M and IoT data allowance plans on the account. 4G service requires 4G Telemetry equipment and 4G coverage. *Coverage includes the Verizon Wireless network						
14	**Overage Charge for M2MIoT 10 GB Service Plan**	OCA0019	* per Gigabyte	$8.00	N/A	Per GB	Yes	No	Required
15	**M2MIoT 20 GB Service Plan**	CA0020	*Monthly rate covers 1 user for domestic network access *Government Subscribers may supply their own compatible and authenticated Equipment (COAM) certified by Verizon Wireless to be activated on these plans. *Smartphone, Netbooks, MiFi, Aircard, Jetpack, and tablet devices are not	N/A	$100.00	Month	Yes	No	Required

Table 19.1.2.2.4 – Machine-to-Machine and Internet of Things Service Plans (M2MIoT)

Line Item #	Feature Name	Product Identifier	Restrictions, Limitations and Additional Information	Non-Recurring Charge	Monthly Recurring Charge	Unit of Measure	SAAF Applied (Yes/No)	Delegation Needed (Yes/No)	Required or Discretionary
			eligible and prohibited for use on M2M and IoT Service Plans. *20GB of 4G domestic data allowance Data is not pooled with any other plans and is only pooled with other Product Identifiers CA0017, CA0018, CA0019 and CA0020 M2M and IoT data allowance plans on the account. 4G service requires 4G Telemetry equipment and 4G coverage. *Coverage includes the Verizon Wireless network						
16	**Overage Charge for M2MIoT 20 GB Service Plan**	OCA0020	* per Gigabyte	$8.00	N/A	Per GB	Yes	No	Required

Table 19.1.2.2.7 – Domestic to International Calling and Messaging Services

Contractor's Description of Service, include required service description, features and additional features offered by the Contractor:
Geographic Availability:
Service Limitations and Restrictions:
State Associated Administrative Fee (SAAF) Charge: Services identified below with "Yes" in the SAAF Applied column will have a 2.5% fee applied to the Monthly Recurring Charge or usage. Charges below do not include the SAAF. The SAAF will appear as a separate line on the customer's invoice.

Table 19.1.2.2.7 – Domestic to International Calling and Messaging Services

Line Item #	Country, Countries, Regions, or Groupings	(a) Outbound Voice per Minute		(b) SMS Send/ Receive per Message		(c) MMS Send/ Receive per Message		SAAF Applied (Yes/No)	Delegation Needed (Yes/No)	Required or Discretionary
		Product Identifier	Per Minute Rate	Product Identifier	Per Message Rate	Product Identifier	Per Message Rate			
1								Yes	No	Required
2								Yes	No	Required
3								Yes	No	Required
4								Yes	No	Required
5								Yes	No	Required
6								Yes	No	Required
7								Yes	No	Required
8								Yes	No	Required
9								Yes	No	Required
10								Yes	No	Required
11								Yes	No	Required
12								Yes	No	Required
13								Yes	No	Required
14								Yes	No	Required

Table 19.1.2.2.8 – International Roaming

Contractor's Description of Service, include required service description, features and additional features offered by the Contractor: International Roaming
Geographic Availability: Dependent on Availability of Facilities of Roaming Verizon Partners
Service Limitations and Restrictions: See Contractor's Web Maintained Reference List, And As Indicated Below
State Associated Administrative Fee (SAAF) Charge: Services identified below with "Yes" in the SAAF Applied column will have a 2.5% fee applied to the Monthly Recurring Charge or usage. Charges below do not include the SAAF. The SAAF will appear as a separate line on the customer's invoice.

Table 19.1.2.2.8 – International Roaming									
Line Item #	**Feature Name**	**Product Identifier**	**Restrictions, Limitations and Additional Information**	**Non-Recurring Charge**	**Monthly Recurring Charge**	**Unit of Measure**	**SAAF Applied (Yes/No)**	**Delegation Needed (Yes/No)**	**Required or Discretionary**
Table 19.1.2.2.8.a – International Roaming									
1	**Canada and Mexico**	0/	Allows travelers to use their device with the usage coming out of their Domestic Talk, Message, and Data allowances while roaming in Canada or Mexico	N/A	$0.00	Day	Yes	No	Required
2	**All countries on the Contractor's web maintained reference list**	/10	Allows travelers to use their device with the usage coming out of their Domestic Talk, Message, and Data allowances while roaming in more than 185 countries with a daily charge for a 24-hour session. TravelPass is only available on 4G LTE World dual or quad band devices on an eligible monthly Smartphone planTravelPass lets the customer use their talk, text and data allowances for a daily fee. A 4G World device with HD voice is required. International data will be reduced to 2G speeds	N/A	$10.00	Day	Yes	No	Required

Table 19.1.2.2.8 – International Roaming

Line Item #	Feature Name	Product Identifier	Restrictions, Limitations and Additional Information	Non-Recurring Charge	Monthly Recurring Charge	Unit of Measure	SAAF Applied (Yes/No)	Delegation Needed (Yes/No)	Required or Discretionary
			after 500 MB/day. Calls while traveling are permitted within the destination of travel and back to the USA. If more than 50% of the customer's talk, text or data usage in a 60-day period is within the destination of travel, Verizon may disable or limit the use of those services in those destinations. When the customer connects to a foreign carrier's network, Verizon may send him or her text messages to explain how to dial for the destination they're in and the rates they will pay to use services there. When traveling, some services such as domestic data applications, voicemail or call waiting, may not be available or work as expected. Please be sure to disable TravelPass in MyBiz if the customer does not want to incur daily TravelPass fees while traveling internationally.						

Table 19.1.2.2.9 – Suspended Service Plan

Contractor's Description of Service, include required service description, features and additional features offered by the Contractor: Suspending Wireless Service
Geographic Availability: Verizon's Nationwide Network Coverage
Service Limitations and Restrictions: See Below
State Associated Administrative Fee (SAAF) Charge: Services identified below with "Yes" in the SAAF Applied column will have a 2.5% fee applied to the Monthly Recurring Charge or usage. Charges below do not include the SAAF. The SAAF will appear as a separate line on the customer's invoice.

Table 19.1.2.2.9 – Suspended Service Plan

Line Item #	Feature Name	Product Identifier	Restrictions, Limitations and Additional Information	Non-Recurring Charge	Monthly Recurring Charge	Unit of Measure	SAAF Applied (Yes/No)	Delegation Needed (Yes/No)	Required or Discretionary
1	**Suspended Service Plan**	S	The maximum period of suspension will be180 days per rolling 12 month period.	N/A	$0.00	Month	No	No	Required

Table 19.1.2.3 – Customized Service Plans

Contractor's Description of Service, include required service description, features and additional features offered by the Contractor: Customized Plans, Features and Services
Geographic Availability: Verizon's Nationwide Network Coverage
Service Limitations and Restrictions: Specific to Each Customized Plan, Feature and Service
State Associated Administrative Fee (SAAF) Charge: Services identified below with "Yes" in the SAAF Applied column will have a 2.5% fee applied to the Monthly Recurring Charge or usage. Charges below do not include the SAAF. The SAAF will appear as a separate line on the customer's invoice.

Table 19.1.2.3 – Customized Service Plans

Line Item #	Feature Name	Product Identifier	Restrictions, Limitations and Additional Information	Non-Recurring Charge	Monthly Recurring Charge	Unit of Measure	SAAF Applied (Yes/No)	Delegation Needed (Yes/No)	Required or Discretionary
1	**Customized Service Plans**	CA0800		N/A	N/A	Month	Yes	No	Required

Table 19.1.2.5 – Cellular Building Amplification Services

Contractor's Description of Service, include required service description, features and additional features offered by the Contractor: Single unit to support approximately up to 31,500 square feet of circular coverage area with 42 active users/connections. The number of idle devices supported may vary based on the location's usage pattern
Geographic Availability: Available in buildings as determined by requirements in the IFB.
Service Limitations and Restrictions: *Coverage may differ depending on building materials and obstructions. **Each unit delivers its own capacity.
State Associated Administrative Fee (SAAF) Charge: Services identified below with "Yes" in the SAAF Applied column will have a 2.5% fee applied to the Monthly Recurring Charge or usage. Charges below do not include the SAAF. The SAAF will appear as a separate line on the customer's invoice**.**

Table 19.1.2.5 – Cellular Building Amplification Services

Line Item #	Feature Name	Product Identifier	Restrictions, Limitations and Additional Information	Non-Recurring Charge	Monthly Recurring Charge	Unit of Measure	SAAF Applied (Yes/No)	Delegation Needed (Yes/No)	Required or Discretionary
1	**Cellular Building Amplification Services**	BCA0001	Providing cellular in-building amplification services are at the sole discretion of Verizon Wireless.	N/A	N/A	N/A	No	No	Required

Table 19.1.4 – Equipment

Contractor's Description of Service, include required service description, features and additional features offered by the Contractor: Verizon Equipment Discounts
Geographic Availability: Verizon's Nationwide Network Coverage
Service Limitations and Restrictions: Subject to Availability and Stock. Click HERE for current device options.
State Associated Administrative Fee (SAAF) Charge: Services identified below with "Yes" in the SAAF Applied column will have a 2.5% fee applied to the Monthly Recurring Charge or usage. Charges below do not include the SAAF. The SAAF will appear as a separate line on the customer's invoice.

Table 19.1.4 – Equipment

Line Item #	Feature Name	Product Identifier	Percentage Discount off Manufacturer's List Prices	Unit of Measure	SAAF Applied (Yes/No)	Delegation Needed (Yes/No)	Required or Discretionary
1	**Basic Mobile Phone**	B	35%	Each	No	No	Discretionary
2	**Smartphone**	SP	35%	Each	No	No	Discretionary
3	**Mobile Hotspot Device**	M	35%	Each	No	No	Discretionary
4	**Tablet with SIM Card**	T	35%	Each	No	No	Discretionary
5	**Accessories**	A	25%	Each	No	No	Discretionary

Table 19.1.5.2 – Expedite Fees

Contractor's Description of Service, include required service description, features and additional features offered by the Contractor: Expedite Delivery Fees
Geographic Availability: Domestic Delivery Only
Service Limitations and Restrictions: Standard Overnight by End of Business Day. Verizon cannot ship to U.S. territories such as Guam, Puerto Rico or the U.S. Virgin Islands, military P.O. Boxes (Army and Fleet) or Federal (FPO) boxes. •Equipment deliveries are made only to street addresses.
State Associated Administrative Fee (SAAF) Charge: Services identified below with "Yes" in the SAAF Applied column will have a 2.5% fee applied to the Monthly Recurring Charge or usage. Charges below do not include the SAAF. The SAAF will appear as a separate line on the customer's invoice.

Table 19.1.5.2 – Expedite Fees									
Line Item #	**Feature Name**	**Product Identifier**	**Restrictions, Limitations and Additional Information**	**Non-Recurring Charge**	**Monthly Recurring Charge**	**Unit of Measure**	**SAAF Applied (Yes/No)**	**Delegation Needed (Yes/No)**	**Required or Discretionary**
Table 19.1.5.2.a Expedite Fees									
1	Expedite Fee for up to 5 devices	CA0905	Standard Overnight by End of Business Day.	$20.99	N/A	Each	No	No	Required
2	Expedite Fee for up to 10 devices	CA0910	Standard Overnight by End of Business Day.	$30.99	N/A	Each	No	No	Required
3	Expedite Fee for up to 25 devices	CA0925	Standard Overnight by End of Business Day.	$60.99	N/A	Each	No	No	Required
4	Expedite Fee for up to 50 devices	CA0950	Standard Overnight by End of Business Day.	$110.99	N/A	Each	No	No	Required

INVITATION FOR BID

IFB C4CVD18
FOR
CATEGORY 19
CALNET CELLULAR VOICE AND DATA SERVICES

SUBCATEGORY 19.2
CALNET FIRST RESPONDER CELLULAR SERVICES

STATEMENT OF WORK
TECHNICAL REQUIREMENTS

Addendum 5
January 3, 2019

Issued by:
STATE OF CALIFORNIA
California Department of Technology
Statewide Technology Procurement
PO Box 1810
Rancho Cordova, CA 95741

Disclaimer: The original PDF version and any subsequent addendums of the IFB released by the Procurement Official of this Bid remain the official version. In the event of any inconsistency between the Bidder's versions, articles, attachments, specifications or provisions which constitute the Contract, the official State version of the IFB in its entirety shall take precedence.

INTENTIONAL BLANK PAGE

SOW TECHNICAL REQUIREMENTS

SUBCATEGORY 19.2 – CALNET FIRST RESPONDER CELLULAR SERIVCES

Table of Contents

19.2.1 OVERVIEW ---------- 1
19.2.1.1 BIDDER RESPONSE REQUIREMENTS 1
19.2.1.2 DESIGNATION OF REQUIREMENTS 2
19.2.1.3 PACIFIC TIME ZONE (M) 2
19.2.1.4 U.S. Based Services Waiver (M) 2

19.2.2 TECHNICAL SPECIFICATIONS ---------- 2
19.2.2.1 ELIGIBILITY (M) 3
19.2.2.2 ELIGIBLITY LIST (M) 4
19.2.2.3 APPLICATION INTEROPERABILITY (M) 4
19.2.2.4 SUBSCRIBER IDENTIFICATION MODULE (SIM) CARD (M) 4
19.2.2.4.1 SIM Unlock (M) ---------- 5
19.2.2.4.2 Universal Integrated Circuit (UICC) Card Support (M) ---------- 5
19.2.2.5 PUBLIC SAFETY VALIDATION (M) 5
19.2.2.6 USER NOTIFICATIONS (M) 5
19.2.2.7 USER PORTAL DEVELOPMENT PLAN (M) 6
19.2.2.7.1 User Portal Functionality (M) ---------- 6
19.2.2.8 REMOTE PROVISIONING (M) 10
19.2.2.9 PSE ECOSYSTEM PRESENCE (M) 10
19.2.2.10 BROADBAND SERVICE AVAILABILITY (M) 10
19.2.2.11 SERVICE MEASUREMENT AND REPORTING PROCESS (M) 10
19.2.2.12 SERVICE RESTORATION START TIME (M) 11
19.2.2.13 CRIMINAL JUSTICE INFORMATION SERVICES (CJIS) COMPLIANCE SOLUTION (M) 11
19.2.2.14 CYBERSECURITY (M) 12
19.2.2.15 NETWORK THROUGHPUT (M-S) 13
19.2.2.16 TECHNOLOGY INTERFACE (M) 13
19.2.2.17 NETWORK PERFORMANCE (M-S) 14
19.2.2.18 TRAINING (M) 14
19.2.2.19 QUALITY OF SERVICE, PRIORITY, AND PREEMPTION (M) 15
19.2.2.20 QUALITY OF SERVICE, PRIORITY, AND PREEMPTION BETWEEN CARRIER NETWORKS (M) 18
19.2.2.21 PUSH-TO-TALK SOLUTION (M) 18
19.2.2.22 SERVICE WITH CUSTOMER OWNED AND MAINTAINED (COAM) EQUIPMENT (M) 19
19.2.2.23 CUSTOMER OWNED AND MAINTAINED EQUIPMENT INTEGRATION (M) 19
19.2.2.24 CELLULAR BUILDING AMPLIFICATION SERVICE (M) 19
19.2.2.25 ROOT CAUSE ANALYSIS DELIVERABLES (M) 20

19.2.3 SERVICE AND PLAN SPECIFICATIONS (M) ---------- 21
19.2.3.1 VOICE AND DATA SERVICES (M) 21
19.2.3.1.1 Usage Threshold Definition (M)---------- 21
19.2.3.2 STANDARDIZED SERVICE PLANS (M) 21
19.2.3.2.1 Voice and Text Service Plan for Basic Phones (M) ---------- 22
19.2.3.2.2 Voice, Text, and Data Service Plans (M) ---------- 24
19.2.3.2.3 Data Only Service Plans (M)---------- 27
19.2.3.2.4 Machine-to-Machine and Internet of Things Service Plans (M2MIoT Service Plans) (M) ---------- 29
19.2.3.2.5 Video Streaming Quality (M-S)---------- 31
19.2.3.2.6 Tethering Throughput (M-S) ---------- 32
19.2.3.2.7 Domestic to International Calling and Messaging Services ---------- 32
19.2.3.2.8 International Roaming (M)---------- 33
19.2.3.2.9 Suspended Service Plan (M) ---------- 35
19.2.3.3 CUSTOMIZED SERVICE PLANS (CSP) (M).....35

19.2.4 CUSTOMER WEB BASED EQUIPMENT CATALOG (M)---------- 36
19.2.4.1 PRICING FORMAT (M) 36
19.2.4.2 CONTRACTOR UPDATES (M) 37

19.2.5 EQUIPMENT (M)---------- 37
19.2.5.1 BASIC MOBILE PHONE (M) 37
19.2.5.2 SMARTPHONE (M).....38
19.2.5.3 MOBILE HOTSPOT DEVICE (M) 38
19.2.5.4 TABLETS WITH SIM CARDS (M).....39
19.2.5.5 ACCESSORIES (M) 39
19.2.5.6 EQUIPMENT FINANCING (M-S).....40
19.2.5.7 EXPEDITE FEES (M) 40
19.2.5.8 EQUIPMENT AVAILABILITY (M).....42

19.2.6 UNSOLICITED ITEMS (M)---------- 42
19.2.6.1 UNSOLICITED ANCILLARY SERVICES AND FEATURES AND EQUIPMENT 42

19.2.7 SERVICE COVERAGE ---------- 42
19.2.7.1 COVERAGE MAPS (M).....42
19.2.7.2 SERVICE COVERAGE CONTINUITY (M).....43
19.2.7.3 COVERAGE UPDATES (M) 43
19.2.7.4 PLANNED SERVICE OUTAGES (M).....43
19.2.7.5 SIGNIFICANT OR CATASTROPHIC NETWORK OUTAGE NOTIFICATION (M)....43

19.2.8 SERVICE LEVEL AGREEMENTS (SLA)---------- 44
19.2.8.1 SERVICE LEVEL AGREEMENT FORMAT (M) 44
19.2.8.2 OUTAGE REPORTING METHODS (M) 44
19.2.8.3 RESPONSE TO SERVICE LEVEL AGREEMENTS (M) 45
19.2.8.4 TECHNICAL SLA GENERAL REQUIREMENTS (M).....45
19.2.8.5 TECHNICAL SERVICE LEVEL AGREEMENTS (M).....46
19.2.8.5.1 Contractor Network Outage Notification During SOC/EOC Activation (M-S)---------- 47

19.2.8.5.2 Contractor Statewide Network Outage Notification (M-S) ---------- 48
19.2.8.5.3 Contractor Maintenance Caused Outage Notification (M-S) ---------- 49
19.2.8.5.4 Contractor Cellular Site Failure (M-S) ---------- 50
19.2.8.5.5 User Portal Development Plan (M)---------- 51
19.2.8.5.6 User Portal Development Implementation (M) ---------- 52
19.2.8.5.7 Provisioning (M) ---------- 53
19.2.8.6 UNSOLICITED SERVICE ENHANCEMENT SLA(S) (M) 53
19.2.8.7 PROPOSED UNSOLICITED OFFERINGS (M).....54
19.2.8.8 CONTRACT AMENDMENT SERVICE ENHANCEMENT SLAS (M).....54
19.2.8.9 ACCEPTANCE OF SLA LANGUAGE FOR UNSOLICITED SERVICES (M).....54

SOW TECHNICAL REQUIREMENTS

SUBCATEGORY 19.2 – CALNET CELLULAR FIRST RESPONDER NETWORK

19.2.1 OVERVIEW

The California Department of Technology (CDT), Statewide Telecommunications Procurement (STP) is requesting proposals from responsive cellular vendors to provide Cellular Broadband Services that support segregation of mission-critical voice and data, and associated ancillary services and Equipment for use by Public Safety Entities (PSEs).

This IFB C4CVD18 will be awarded to the Bidders that meet the award criteria as described in IFB C4CVD18 Part 1, Section 4, Bid Evaluation. The CALNET Cellular Voice and Data Contract(s) that result from the award of this IFB C4CVD18 will be managed on a day-to-day basis by the CALNET Contract Management and Oversight (CMO).

19.2.1.1 BIDDER RESPONSE REQUIREMENTS

Throughout this IFB C4CVD18, the Bidder is required to acknowledge acceptance of the Requirements described herein by responding to one (1) of the following:

1. Example A (for Requirements that require confirmation that the Bidder understands and accepts the Requirement):

"Bidder understands the Requirement and shall meet or exceed it? Yes_____ No_____"

Or,

2. Example B (for Requirements that require a Bidder's description):

"Bidder understands the Requirements in the Section above and shall meet or exceed them? Yes_____ No_____

Bidder's Description"

Or,

3. Example C (for Requirements contained in Technical Feature and/or Service Tables):

Table 19.x.x.a – Feature and/or Service Name					
Feature Name	Feature Description	Product Identifier	Bidder's Description	Bidder Meets or Exceeds? Y	N

19.2.1.2 DESIGNATION OF REQUIREMENTS

All SOW Technical Requirements that are specified by the State in this IFB C4CVD18 are Mandatory and must be responded to as identified in IFB C4CVD18 Part 1, Section 3.3.2.1, *SOW Mandatory Business Requirements,* by the Bidder. Additionally, some Mandatory "(M)" Requirements are "Mandatory Scorable" and are designated as "(M-S)". The State will have the option of whether or not to include each item in the Contract, based on the best interest of the State.

The Bidder has the option to offer unsolicited items in specific product tables allowing the Bidder to offer additional items that are not specified in the State's Mandatory tables. Refer to IFB C4CVD18 Part 1, Section 3.3.2.3, *Unsolicited Offerings*, for additional instruction.

Costs associated with services shall be included in the prices provided by the Bidder for the individual items included in the Subcategory 19.2 Cost Worksheets. Items not listed in the Subcategory 19.2 Cost Worksheets will not be billable by the Contractor. If additional unsolicited items include the features described in this IFB C4CVD18 and are not included as billable in the Subcategory 19.2 Cost Worksheets, the cost associated with the features shall not be included in the unsolicited price.

Services and features included in the Subcategory 19.2 Cost Worksheets are those that the Bidder must provide. The Bidders must provide individual prices as indicated in the Subcategory 19.2 Cost Worksheets in the Bidder's Final Proposal. Items submitted with no price will be considered as offered at no cost.

19.2.1.3 PACIFIC TIME ZONE (M)

Unless specified otherwise, all times stated herein are times in the Pacific Time Zone.

Bidder understands the Requirement and shall meet or exceed it? Yes__X___ No_____

19.2.1.4 U.S. Based Services Waiver (M)

The provisions detailed in the SOW Business Requirements, Section C.2.1.2, *United States Based Services,* will not apply to the following Sections.

1. 19.2.3.2.7 – International Unsolicited Cellular Services;
2. 19.2.3.2.8 – International Roaming; and,

Bidder understands the Requirement and shall meet or exceed it? Yes__X___ No_____

19.2.2 TECHNICAL SPECIFICATIONS

The technical specifications contained in this Section define minimum Requirements for PSEs use of cellular services that provide segregation of mission-critical voice and data on the Contractor's network enabling priority and preemption functionality. Services provided by the Contractor shall meet all Requirements of this IFB C4CVD18.

19.2.2.1 ELIGIBILITY (M)

PSEs eligible to use the services on this Contract may be classified by North American Industry Classification System (NAICS) codes approved by Cal OES and the CALNET CMO. The Contractors shall list all NAICS codes or PSEs that represent the industries the Contractor will provide services to.

Table 19.2.2.1.a The Contractor’s List of Proposed NAICS Codes/PSE

Sector	NAICS Code/PSE	Subsector
Ambulatory Health Care Services	621910	Ambulance Services
Justice, Public Order, and Safety Activities	922120	Police Protection
Justice, Public Order, and Safety Activities	922160	Fire Protection

Sector	NAICS Code/PSE	Subsector

Bidder understands the Requirement and shall meet or exceed it? Yes_X____ No_____

19.2.2.2 ELIGIBLITY LIST (M)

An eligibility list of approved NAICS codes and PSEs shall be provided and maintained by Cal OES upon Contract Award. The Contractor shall not accept orders from any PSE unless such Entity is eligible as defined on the list of accepted NAICS codes or obtains written approval from Cal OES. The State reserves the right to update or modify the list of eligible PSEs at any time.

Bidder understands the Requirement and shall meet or exceed it? Yes_X____ No_____

19.2.2.3 APPLICATION INTEROPERABILITY (M)

The Contractor shall ensure that applications it develops for PSEs will be interoperable with all carriers or other systems. The Contractor's network shall not impede interoperability of any application between carriers and third party system/service providers. Applications that are part of this Contract shall be standards-based and promote interoperability. The Contractor shall not include applications that require access to core portions of the Contractor's network that are not accessible by all carriers in order to ensure an open standards-based approach to facilitate interoperability between jurisdictions and disciplines at all levels of government.

Bidder understands the Requirement and shall meet or exceed it? Yes__X___ No_____

19.2.2.4 SUBSCRIBER IDENTIFICATION MODULE (SIM) CARD (M)

A SIM Card is an integrated circuit used to identify and authenticate End-Users on mobile devices. The Bidder's available SIM Card formats may include Mini-SIM, Micro-SIM, and Nano-SIM.

The Contractor shall provide one (1) SIM Card to each End-User, as required, at no cost.

Bidder understands the Requirement and shall meet or exceed it? Yes_X____ No_____

19.2.2.4.1 SIM Unlock (M)

The Contractor shall SIM unlock the Customer owned equipment upon a Customer request when applicable.

Bidder understands the Requirement and shall meet or exceed it? Yes__X___ No_____

19.2.2.4.2 Universal Integrated Circuit (UICC) Card Support (M)

The Contractor shall support associated Universal Integrated Circuit Card (UICC) and embedded UICC features and options, including the ability to home and, if applicable, roam on to multiple networks while prioritizing them appropriately without requiring PSE's to replace End-User equipment.

Bidder understands the Requirement and shall meet or exceed it? Yes_X____ No_____

19.2.2.5 PUBLIC SAFETY VALIDATION (M)

The CALNET CMO, Cal OES and the Contractor shall develop standards and procedures for validation of PSEs and personnel before agencies can purchase services on this Contract.

Bidder understands the Requirement and shall meet or exceed it? Yes_X____ No_____

19.2.2.6 USER NOTIFICATIONS (M)

The Contractor shall provide an interface that can be used to monitor the broadband services in order to support operational needs and provide situational awareness. The long term goal is to develop a web or cloud based User Portal solution, however due to the software development process the following milestone shall be supported:

Within 90 days of Contract Award, the Contractor shall:

1. Provide access to PSE account information at the Department Level for all users that have subscribed to the service for that Department. Security measures are required to prevent viewing of information by unauthorized parties.
2. Provide Ad hoc reporting that can be used to determine the overall health of the network to facilitate situational awareness needed to support mutual aid, emergency management and to coordinate emergency response for a specific geographic area.
3. Provide outage notifications during periods when the State Operations Center or the County / City Emergency Operations Center is activated. Cal OES will provide notification to the Contractor supplied email when either the State Operations Center or City / County Emergency Operations Center is activated. The Contactor shall send notifications to authorized users as determined by Cal OES that shall include, but not limited to, site outages, date and recovery time of outages, blocking, backhaul outages, lost call percentage, and aggregate data usage.

4. Provide a process that provides authorized Department representatives and Cal OES with the ability to request uplift and set priority of PSEs both through manual input and batch data file input.
5. Provide critical and/or tactical information of geographic specific information (e.g., incident status, internal alerts, and situational awareness data) regarding network health of a geographic area through an adhoc reporting feature.
6. Provide data that users can subscribe to, including network alerts, and basic situational awareness of recent nationwide and local incidents.
7. Provide a service, or access to a service that facilitates Broadband Services Control and Device Management.
8. The Bidder shall describe:
    a. How affected agencies will receive ongoing, timely alerts when an outage impacts them without receiving unnecessary alerts until final resolution.
    b. Any additional reporting features that can be supported to supplement operational needs and provide situational awareness.

Bidder understands the Requirement and shall meet or exceed it? Yes_X____ No_____

19.2.2.7 USER PORTAL DEVELOPMENT PLAN (M)

Within six (6) months of Contract Award, the Contractor shall submit a User Portal Development Plan that includes milestones and a timeline to develop a public safety home page/User Portal that will be used to provide an interface for notifications, outages, services, and device management for the PSEs and the Customers. The Contractor shall work with Cal OES to ensure the User Portal meets PSE needs and implement Identity, Credential, and Access Management (ICAM). The User Portal Development Plan must describe in detail how the Contractor will develop and support the functions listed in Section 19.2.2.7.1.

Bidder understands the Requirement and shall meet or exceed it? Yes__X___ No_____

19.2.2.7.1 User Portal Functionality (M)

The Bidder shall describe their ability to accommodate the functions listed below at time of Bid submission and identify extent to which Cal OES will be involved in future development plans. Bidder shall include high level milestones and a timeline that identifies functionality implementation. The Requirement is to describe the Bidder's approach for the following functions.

1. User Portal shall be accessible via secure login. Security measures are required to prevent viewing of information by unauthorized parties.

    Bidder's Description: By the end of 2019, Verizon plans to provide measures related to identity credentialing and secure log in capabilities. The portal access is planned to have a single sign on method including user / password and second factor authentication.

Verizon plans to leverage Identity Credential and Access Managsement (ICAM) to provide secure access. Verizon appreciates customer feedback and will make changes to the home page based on customer priorities.

2. Interface to display outage maps, coverage status, and other key elements.

   Bidder's Description: By the end of 2019, the customer friendly user interface is planned to provide detailed view to congestion information and voice / data coverage maps. The capability to draw geofences around the incident area can be provided. The network status is planned to be showcased in a map view. Network outage information can be provided based on customer needs.

3. Interface to display current status of the wireless network, including but not limited to site outages, date and recovery time of outages, blocking, backhaul outages, and lost call percentage, aggregate data usage, upload and download speeds.

   Bidder's Description: By the end of 2019, Verizon intends to provide detailed view of site outages and congestion conditions. The statistics related to call outages and network conditions can be included in the user portal.

4. Interface that provides authorized Department representatives and Cal OES with the ability to monitor the overall health of the network to facilitate situational awareness needed to support mutual aid, emergency management and to coordinate emergency response.

   Bidder's Description: By the end of 2019, situation awareness tools are planned to provide near real time data, and the ability to manage priority levels of users through Local Control are currently being planned for release. Verizon is leveraging the best in class partner ecosystem to deliver these solutions.

5. Interface that provides a method to build an incident and assign any registered PSE to that incident both through manual input and batch data file input.

   Bidder's Description: By the end of 2019, the Local Control user interface is planned to be designed to have the ability to create new incidents during emergencies. The qualified users can manage the emergency responders / users remotely in near real time. The incident management capabilities include incident category, status, responders associated with the incident and geofencing around incident area. The ability to support multiple incident commanders can be added.

6. Interface that provides authorized Department representatives with validation by authorized representatives or Cal OES with the ability to request uplift and set priority of PSEs both through manual input and batch data file input.

   Bidder's Description: By the end of 2019, Local Control feature is planned to be designed to have the ability to change priorities of users based on the emergency situations. These priority changes can be performed by the incident commanders or authorized respresentatives. This capability shall be available through the portal. The elevation of user priority levels can be accomplished on an individual or by batches. This can be done based on user groups and roles using templates.

7. Interface that can display critical and/or tactical information of geographic specific information (e.g., incident status, internal alerts, and situational awareness data).

   Bidder's Description: By the end of 2019, the user interface is planned to have a map-based visualization of the incident area. The portal is planned to provide network map and status for the georgraphical area where the incident has occured. The ability to display voice and data coverage maps with an overlay of georgraphical information including latitude / longitude, assets, building, lakes, roads, highways and types of services available in the incident area can be added.

8. Interface that allows authorized users to request data that users can subscribe to, including network, alerts, and basic situational awareness of recent nationwide and local incidents.

   Bidder's Description: By the end of 2019, Verizon intends to work on situation awareness applications that allow data sharing capabilities. Verizon can provide the ability to display notification and generate alerts for the users in the incident area. Alerts can be generated if a user loses network access in the incident area.

9. Interface that ensures that the PSE home page meets the needs of public safety agencies and users and how agency/user feedback will be incorporated into new releases of the PSE home page.

   Bidder's Description: Verizon always appreciates our customers feedback and will make changes to the home page based on customer priorities. By the end of 2019, Verizon will push out the new releases on a regular basis with automation in place through state of the art tools. This will ensure that the customer has the latest version of the portal with all the enhancements

10. Interface that supports Broadband Services Control and Device Management.

Bidder's Description: The portal can support the ability to uplift the priority settings for the user devices during an incident. Device management can be accomplished by using Verizon's Mobile Device Management solutions.

11. Interface that provides the ability for communications unit personnel in NIMS / ICS structure to view and monitor devices assigned to an incident.

    Bidder's Description: The portal provides the ability to view the users and devices associated with the incident. Network conditions can be monitored for effective management of the users

    a. How affected agencies will receive ongoing, timely alerts when an outage impacts them without receiving unnecessary alerts until final resolution.

    Bidder's Description: The alert generation process can be determined based on user type. The user can have the ability to select the extent of alerts needed based on their needs as a part of the incident management process.

    b. Any limitations on the viewing and monitoring of devices assigned to an incident.

    Bidder's Description: The portal will provide comprehensive capabilities for viewing and monitoring devices during an incident. Any additional specific requirements can be added based on customer needs.

    c. Any additional reporting features that can be supported to supplement operational needs and provide situational awareness.

    Bidder's Description: Verizon is committed to building a state of the art self-serve portal for First Responders and the respective crisis management teams. We will continue to solicit customer feedback and development enhancements as needed.

    d. How the User Portal could be integrated with User Portals supported by other Contractors.

    Bidder's Description: Verizon plans to leverage open standards to allow integration with other systems through API's. This capability will allow 3rd party applications to be integrated with Verizon's portal.

Bidder understands the Requirement and shall meet or exceed it? Yes__X___ No_____

19.2.2.8 REMOTE PROVISIONING (M)

The Contractor shall ensure devices operate with a comprehensive device management system to allow remote Provisioning and control.

Bidder understands the Requirement and shall meet or exceed it? Yes_X____ No_____

19.2.2.9 PSE ECOSYSTEM PRESENCE (M)

The Contractor shall describe their approach to providing users with the ability to purchase Equipment and services throughout the State.

Bidder understands the Requirements in the Section above and shall meet or exceed them? Yes__X___ No_____

Bidder's Description: Verizon's My Business online resource is a self-service tool that enables your organization to manage your wireless accounts. Designated Users designated employees can purchase equipment, accessories and service using My Business' functionality. Additionally, Designated Users can view and pay your bills, create business structures, view select reports and maintain your account.

19.2.2.10 BROADBAND SERVICE AVAILABILITY (M)

The Contractor shall provide cellular broadband service with a guaranteed availability with a minimum of 99% within the Contractor's LTE Network at an unobstructed street level (excluding environmental factors such as terrain/concrete structures, etc.). The Bidder shall indicate the level they commit to by identifying the percentage availability and the reporting metric level in Table 19.2.2.10 below.

Table 19.2.2.10 – Broadband Service Availability

Commitment	Basic (B)	Standard (S)	Premier (P)	Bidder's Objective Commitment (B, S, P)
Committed Availability	99%	99.9%	99.99%	B
Reporting Metric	State Level	Regional Level	Department Level	B

Bidder understands the Requirement and shall meet or exceed it? Yes__X___ No_____

19.2.2.11 SERVICE MEASUREMENT AND REPORTING PROCESS (M)

The Contractor shall provide service measurement and reporting to PSE, CALNET program and Cal OES as requested. The service measurement shall incorporate the Contractor's network coverage footprint at an unobstructed street level (excluding environmental factors such as terrain/concrete structures, etc). The Bidder shall describe their measurement processes and reporting intervals for the following:

1. Service availability;
2. Dropped Calls;
3. Performance in a congested network environment; and,
4. Data usage per PSE.

Bidder understands the Requirements in the Section and shall meet or exceed them? Yes_X____ No_____

Bidder's Description: Upon CAL OES or in intervals requested as requested by the State, Verizon can provide reporting on the service measurements. Through drive testings and other reporting mechanisms, Verizon can report on dropped calls, blocked calls, data usage and network congestion conditions.

19.2.2.12 SERVICE RESTORATION START TIME (M)

The Contractor shall initiate service restoration activities within two (2) hours for any impaired service from the time of the outage identification to start of restoration activities. Restoration activities start when the Contractor dedicates resources to restoration.

Bidder understands the Requirement and shall meet or exceed it? Yes_X____ No_____

19.2.2.13 CRIMINAL JUSTICE INFORMATION SERVICES (CJIS) COMPLIANCE SOLUTION (M)

Within 120 days of implementation of CALNET services or a mutually agreed upon date between Cal OES and the Contractor, the Contractor shall provide a solution that ensures the Contractor's Network does not prohibit agency certification for all applications that access Department of Justice (DOJ) information are Criminal Justice Information Services (CJIS) and California Law Enforcement Telecommunications System (CLETS) compliant or provide ancillary Equipment needed to achieve CJIS and CLETS compliance.

The Bidder shall offer the CJIS compliance solution detailed in Table 19.2.2.13.a.

Table 19.2.2.13.a – CJIS Compliance Solution

	Feature Name	Feature Description	Product Identifier	Bidder's Description	Bidder Meets or Exceeds? Y	N
1	CJIS/CLETS Compliance Solution	Solution that provides for end-to-end encryption to achieve CJIS/CLETS compliance.	CJIS01	Mobility VPN + Modules - NMSVZW-GOV-GOLD	X	

Bidder understands the Requirement and shall meet or exceed it? Yes_X____ No_____

19.2.2.14 CYBERSECURITY (M)

The Contractor shall deploy standards based security measures to ensure that PSE's data is protected using industry best practices to ensure data privacy, and operational security of PSE's data.

The Contractor shall provide cybersecurity solutions using the extensive set of industry standards and best practices identified by FCC TAB RMTR, and 3GPP specifications (TS23.401, TS33.102, TS33.210, TS33.310, TS33.401, and TS33.402).

The Contractor shall describe their ability to meet 3GPP requirements at time of bid submission. The Contractor shall provide a general timeline for future development plans to meet 3GPP standards.

The Contractor shall provide encryption capabilities to support federal, state, and local public safety users. Protective measures will need to be applied end-to-end across the enterprise environment and will include securing End-User's Equipment (UE), applications running on UE, the RAN, and the Core network.

Bidder understands the Requirements in the Section and shall meet or exceed them? Yes__X___ No_____

Bidder's Description: *Verizon takes your organization's information security concerns seriously. We operate under a detailed, rigorous information security policy, and we maintain physical, electronic and procedural safeguards to protect the security of our internal systems. Policy and Governance is the cornerstone of any good security program, and Verizon has created enterprise-wide policies that conform to the ISO 27002.2005 and NIST standards for the protection of customer information. Verizon has created operational standards that reflect these corporate policies and has instituted a program to ensure adherence to the corporate policies.*

Verizon secures your information on our wireless network by:

- *Employing strong user authentication technology to make certain that only authorized users and devices connect to our wireless network and systems.*
- *Implementing internal and external security procedures to guard our networks and applications against unauthorized access.*
- *Installing firewalls and intrusion detection sensors configured to notify IT staff in the event of an attack on the network.*
- *Monitoring our wireless networks around the clock at our Network Operation Centers.*
- *Maintaining an active security patch management process to deploy updated software releases when reliable sources identify potential security vulnerabilities.*

We run 3GPP compliant wireless network infrastructure. Our 4G LTE network takes a layered approach to security.
The LTE access security is comprised of:

- *Secure storage – a device with credentials and secure data for accessing services provided by the mobile network.*
- *Mutual authentication – the network authenticates the user identity and the user equipment authenticates the network credentials.*
- *Root key length – 128-bit keys double the key strength and translate to requiring a significantly greater "level of effort" in attacking the algorithm.*

- *Security context – keys to encrypt signaling and user plane data are created for each data session.*
- *Integrity protection – integrity protection is used to verify the signaling has not been modified over the radio access interface and that the origin of signaling data is the one claimed.*

Airlink encryption – encryption is used to provide confidentiality, so that the user data or signaling cannot be overheard on the radio access interface.

We currently offer Voice Cypher for the State's voice encryption needs and plan to launch NetMotion for the State's data encryption needs in the first half of 2019.

19.2.2.15 NETWORK THROUGHPUT (M-S)

The Contractor shall support minimum downlink and uplink speeds as indicated in Table 19.2.2.15 Network Throughput below within the Contractor's LTE Network at an unobstructed street level (excluding environmental factors such as terrain/concrete structures, etc), for any service that is utilizing the Contractor's service to support data needs, even if the data is voice, video, text, or other forms of media. The Bidder shall indicate the level they commit to by identifying their level of guaranteed Network Throughput speed in Table 19.2.2.15 below.

Table 19.2.2.15 – Network Throughput Guaranteed Speeds

	Basic (B)	Standard (S)	Premier (P)	Bidder's Objective Commitment (B, S, P)
Guaranteed Network Throughput	756 Kbps downlink and 256 Kbps uplink	3 MBps downlink and 1 MBps uplink	6 MBps downlink and 2 MBps uplink	S

Bidder understands the Requirement and shall meet or exceed it? Yes__X___ No_____

19.2.2.16 TECHNOLOGY INTERFACE (M)

The Contractor shall provide support for emerging Internet Protocol-based 9-1-1 system "Next Generation 9-1-1" or "NG9-1-1", services (to the extent to which interfaces are defined and implemented within California) and support for most interfaces associated with any LTE/Land Mobile Radio (LMR) integration plan such as Inter RF Subsystem Interfaces (ISSI) within 180 days of Cal OES notification or a mutually agreed upon date between Cal OES and Contractor.

Bidder understands the Requirement and shall meet or exceed it? Yes_X____ No_____

19.2.2.17 NETWORK PERFORMANCE (M-S)

The Contractor shall support 4G LTE coverage with a minimum of 90% confidence at -122 dBm within the Contractor's LTE Network at an unobstructed street level (excluding environmental factors such as terrain/concrete structures/etc.). The Bidder shall indicate the confidence level it commits to by identifying the Network Performance Confidence Level percentage and the committed Network Performance Receive Level in Table 19.2.2.17 below.

Table 19.2.2.17 – Network Performance

	Basic (B)	Standard (S)	Premier (P)	Bidder's Objective Commitment (B, S, P)
Confidence Level	90%	93%	95%	P
Receive Level	-122 dBm	-120 dBm	-119 dBm	P

Bidder understands the Requirement and shall meet or exceed it? Yes_X____ No_____

19.2.2.18 TRAINING (M)

The Contractor shall provide training to PSEs. At a minimum, the training shall include:

1. Device operation;
2. Using the Applications Store (App Store);
3. PSE Agency Home Page;
4. User Portal;
5. Service Provisioning and billing;
6. Identity, Credential, and Access Management (ICAM) administration;
7. Trouble ticketing and escalation;
8. Reporting and network monitoring; and,
9. Installation of mobile and fixed mounted UEs and supporting systems, including recommended part numbers and placement of antennas for mobile apparatus.

The Bidder shall describe how the training will include the minimum Requirements above as well as:

1. Information about training type, such as group leader-led, in-person/in-store, webinar, or video;
2. Availability; and,
3. Source.

Bidder understands the Requirements in the Section above and shall meet or exceed them? Yes__X___ No_____

Bidder's Description: Verizon will provide resources for training customers on the portal. This can be in form of training materials, webinar sessions and in-person meetings. The customer support team will be addressing customer questions to ensure that their needs are met.

19.2.2.19 QUALITY OF SERVICE, PRIORITY, AND PREEMPTION (M)

For the responses below Bidder shall describe their ability to meet the requirement as of bid submission date and identify future development plans, including a general timeline tied to functionality.

1. The Bidder shall describe how its solution will allow the assignment of Quality of Service, Priority, and Preemption (QPP) parameters to user profiles using the standard service control parameters defined by 3GPP and the Internet Engineering Task Force, including Access Class, Quality Class Indicator (QCI), Allocation and Retention Priority (ARP), and Differentiated Service (Diff Serve), when calls originate on the Contractor's network.

Bidder's Description: QPP is available today through Verizon. *The QPP parameters can be assigned based on user type and needs during the incident. The qualified user will have the ability to make changes remotely. Assignment of priority, ARP or access class can be modified from the portal. QPP can be effected from location, status map, outlined drawings or lists.* The ability to to uplift users based on incident needs is planned to be available through Verizon's Local Control Portal by the end of 2019.

2. The Bidder shall describe their ability to uplift users based on incident needs and describe how the Contractor will uplift the Customers that are not utilizing the Contract.

Bidder's Description: The qualified user can elevate the priority and set preemption of user groups by using the portal. The priority levels of the users can be remotely uplifted based on the incident needs.

3. The Bidder shall list all priority levels and how they interrelate with commercial traffic, methodology for uplift of PSEs and if any costs are associated with uplift capabilities.

Bidder's Description: Verizon offers extensive priority and preemption capabilities. These services can be administered through the portal. Here is a summary of our commercially available Public Safety Services related to QPP-Quality of Service, Priority and Preemption.

<u>Priority</u>
When disaster strikes and emergencies happen, wireless network traffic can spike causing potential delays in important communication.

Verizon has implemented 3GPP standards based network feature for quality of service (QoS) priority within its 4G LTE network that was recently made available to Public Safety agencies at no additional cost. Basically it works by providing public safety users "high priority access" by putting them in front of the line for voice and data services over commercial users during times of heavy network congestion.

Mobile Broadband Priority

Mobile Broadband Priority Service (MBP) provides public safety users priority service for data transmissions. During times of heavy commercial network congestion, MBP users will receive priority over commercial users. MBP enables access priority service for public safety officials using applications on a Smartphone or tablets, transmitting data from first responder vehicles or video from surveillance cameras. MBP is available at no additional charge to qualified public safety customers.

Wireless Priority Services (WPS)

Wireless Priority Services (WPS) is a White House-directed emergency phone service managed by the Department of Homeland Security's Office of Emergency Communications (OEC). WPS complies with the Federal Communications Commission (FCC) Second Report and Order, FCC 00-242, Establishment of Rules and Requirements for Priority Access Service. WPS provides priority network access for qualified government and industry subscribers that are pre-authorized by the Office of Emergency Communications (OEC) division of the Department of Homeland Security. Wireless Priority Service (WPS) creates a special top-level voice priority for wireless communications access that key agency personnel can use during a crisis, such as national security alerts and natural disasters. WPS lets these individuals receive a higher priority over any available facilities for wireless voice service, so agencies and organizations that provide critical infrastructure and emergency services during response and disaster recovery have the reliable communications they need to fulfill their missions.

Preemption

Preemption also provides extra assurance that public safety communications will continue to operate during the rare instances of increased network congestion resulting from emergencies. Verizon automatically and temporarily reallocates network resources from commercial data/Internet users to first responders in the unlikely event network resources become congested. As part of the network access and registration process, first responders and public safety personnel are identified and given preemption designation. This helps to determine which users will receive allocated resources with preemption. Preemption is offered at no additional charge for qualified public safety customers.

Public Safety Private Core

Responder Private Core is a dedicated network core that Verizon offers at no charge to first responders and other qualified public safety customers.

The private core segregates public safety data traffic from the Verizon commercial and consumer traffic while providing secure connectivity to remote applications. You still get the benefits of the LTE radio access network (RAN) features such as quality of service, priority and preemption.

<u>First Responder Personal Devices</u>
Additionally, Verizon offers plans for First Responder personal devices to ensure they can be connected with priority services. Validation is required for all volunteers and/or employees; active badge or signed affidavit from the agency.

4. The Bidder shall describe how preemption works on its network.

Bidder's Description: Preemption provides prioritized access to network resources during times of network congestion. Verizon automatically reallocates network resources from commercial data/Internet users to first responders in the unlikely event network resources become congested. As part of the network access and registration process, first responders and public safety personnel are identified and given preemption designation. This helps to determine which users will receive allocated resources with preemption. Preemption is offered at no additional charge for qualified public safety customers.

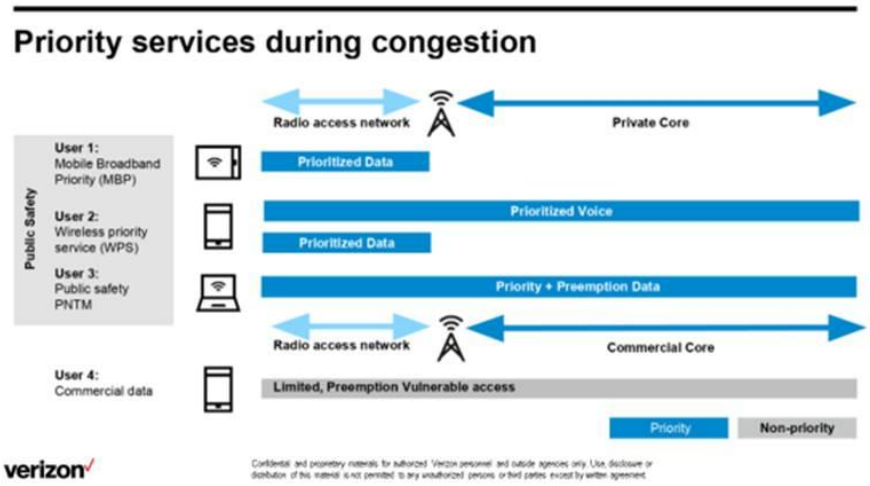

Under the Federal Communications Commission's definition of a first responder, only police, fire and EMS are considered primary users of a public safety dedicated network. Under the Department of Homeland Security definition - in an emergency situation - public works agencies would rise to primary user status. With regards to who establishes the priority, Verizon is considering various models and will work with State and Local officials on how best to implement

5. The Bidder shall describe if throttling of content occurs, what triggers content throttling, and how throttling affects a user with an elevated priority level.

Bidder's Description: Verizon has introduced price plans that cater to varying needs of the customers. Price plans with no throttling are available for qualified first responders.

Bidder understands the Requirement and shall meet or exceed it? Yes_X____ No_____

19.2.2.20 QUALITY OF SERVICE, PRIORITY, AND PREEMPTION BETWEEN CARRIER NETWORKS (M)

The Bidder shall describe its ability to maintain QPP between carrier networks.

Bidder understands the Requirements in the Section above and shall meet or exceed them? Yes__X___ No_____

Bidder's Description: Verizon services are built based on standards and protocols. Verizon believes in interoperability and the need to share data across networks.Verizon is committed to providing the neccassary information for maintaining QPP across different carriers.

19.2.2.21 PUSH-TO-TALK SOLUTION (M)

The Contractor shall implement a Push-to-Talk (PTT) services over LTE on the Contractor's network.

Minimal Requirements of PTT include: Minimal features that must be supported are the following:

1. Transcoding support for Adaptive Multi-Rate Wideband (AMR-WB) and Improved Multi-Band Excitation (IMBE)/Advanced Multi-Band Excitation (AMBE)
2. Advanced Encryption Standard for voice and signaling
3. PSAP dispatch console interface and integration
4. Group Call Setup/Teardown
5. Subscriber Unit (SU) Call Setup/Teardown
6. PTT Voice services for Group and SU Calls
7. Roaming Services
8. Subscriber Management and SU Authentication

The Bidder shall offer the Push-to-Talk Solution detailed in Table 19.2.2.21.

Table 19.2.2.21 –Push-to-Talk Solution

	Feature Name	Feature Description	Product Identifier	Bidder's Description	Bidder Meets or Exceeds? Y	N
1	PTT Solution	Push-to-Talk service over LTE	CAFR50	Verizon Wireless PTT Plus Plan or Feature for Public Safety	X	

Bidder understands the Requirement and shall meet or exceed it? Yes_X____ No_____

19.2.2.22 SERVICE WITH CUSTOMER OWNED AND MAINTAINED (COAM) EQUIPMENT (M)

The Contractor shall provide the service plans described in Section 19.2.3, *Service and Plan Specifications*, to End-Users who choose to use the Customer Owned and Maintained (COAM) Equipment that is compatible with the Contractor's network. The Contractor shall include new SIM compatible with the Contractor's network at no additional cost.

Bidder understands the Requirement and shall meet or exceed it? Yes__X___ No_____

19.2.2.23 CUSTOMER OWNED AND MAINTAINED EQUIPMEN**T** INTEGRATION (M)

The Bidder shall describe how it will provide the ability for PSEs to utilize COAM Equipment and will describe how COAM Equipment will be integrated into the broadband service.

Bidder understands the Requirements in the Section above and shall meet or exceed them? Yes__X___ No_____

Bidder's Description: PSEs can use certain COAM equipment on the Verizon network. PSEs can request SIMs for qualified and Verizon compatible COAM equipment at no cost from Verizon. PSEs would submit a request to activate the SIM to allow the PSE to utilize the Verizon Network.

19.2.2.24 CELLULAR BUILDING AMPLIFICATION SERVICE (M)

The Contractor shall provide the option for Cellular Building Amplification Services in buildings where CALNET Cellular Voice and Data Services are being provided. The service will amplify cellular signals with a signal booster and evenly distribute the amplified signals throughout the building. Providing this service shall be at the sole discretion of the Contractor.

The Contractor shall provide this service under the following conditions:

1. The Customer has existing cellular service provided by the Contractor;

2. The Customer requests a survey to determine the viability for the Contractor to improve service;
3. It is determined by the Contractor that cellular coverage is inadequate and the Contractor can provide an improvement in cellular service; and,
4. The Customer agrees to solution and orders service.

All costs for design, engineering and installation of Equipment shall be provided to the Customer at no price.

Cellular Building Amplification Service will be identified in the Catalog with no dollar value identified.

The Bidder shall provide a Product Identifier for Cellular Building Amplification Services as detailed in Table 19.2.2.24

Table 19.2.2.24 – Cellular Building Amplification Services

	Feature Name	Feature Description	Product Identifier	Bidder's Description	Bidder Meets or Exceeds? Y	N
1	Cellular Building Amplification Services	Amplifies cellular signals with a signal booster and evenly distribute the amplified signals throughout the building.	BCA0001	Verizon Wireless In-Building Solution	X	

Bidder understands the Requirement and shall meet or exceed it? Yes_X____ No_____

19.2.2.25 ROOT CAUSE ANALYSIS DELIVERABLES (M)

The Contractor shall provide Cal OES a root cause analysis within fifteen (15) calendar days for each occurrence of events identified in SLA sections below:

- 19.2.8.5.2, Contractor Network, Disaster or Catastrophic Outage Notification (M-S)
- 19.2.8.5.3, Contractor Maintenance Caused Outage Notification (M-S)
- 19.2.8.5.4, Cellular Site Failure (M-S)

The Contractor's Root Cause Analysis should include a plan to mitigate future events. The Contractor shall review the plan with Cal OES.

Bidder understands the Requirement and shall meet or exceed it? Yes__X___ No_____

19.2.3 SERVICE AND PLAN SPECIFICATIONS (M)

The Contractor shall provide the Cellular Voice and Data Service Plans described below. The Bidder's costs associated with these plans shall be detailed in the Subcategory 19.2 Cost Worksheets submitted with the Final Bid. The Subcategory 19.2 Cost Worksheets are provided as separate MS Excel files that list each Requirement that is to be priced by the Bidder as well as areas for the Bidder to offer unsolicited services, features and Equipment.

The costs provided by the Bidder with its final Bid will be used to develop a Service Plan Catalog listing all of the Contractor's services approved by the State that will be part of the Contract. Services not approved by the State will not be included in the Service Plan Catalog. All changes to the Service Plan Catalog after Contract Award shall be accomplished in accordance with the State's Contract amendment process as described in the eVAQ Section 43, *Contract Modification*.

19.2.3.1 VOICE AND DATA SERVICES (M)

The Contractor shall provide cellular voice and data services that include:

1. Network infrastructure that supports LTE or better primary network access;
2. The ability to access the Internet and Internet-based services;
3. A new Subscriber Identification Module (SIM) compatible with the Contractor's network at no additional cost;
4. Allowing compatible SIM unlocked phones on the Contractor's network; and,
5. Utilization notification. For all plans the Contractor shall notify the Customer when an End-User utilizes 90% or more of the Usage Threshold.

19.2.3.1.1 Usage Threshold Definition (M)

The MB/GB identified in the feature name of each service plan.

Example Table for Usage Threshold						
	Feature Name	**Feature Description**	**Product Identifier**	**Bidder's Description**	**Bidder Meets or Exceeds? Y**	**N**
1	**Voice, Text and Data 2 GB *(Usage Threshold)* Service Plan**	2 GB high speed Nationwide only voice, text and data usage for Smartphone devices				

Bidder understands the Requirement and shall meet or exceed it? Yes_X____ No_____

19.2.3.2 STANDARDIZED SERVICE PLANS (M)

The Contractor shall provide all of the Standardized Service Plans described below.

1. Voice and Text Service Plan - includes voice calling and text messaging for Basic Phones as described in Section 19.2.3.2.1.

2. Voice, Text, and Data Service Plans - includes voice calling, text messaging, and data services for Smartphone devices as described in Section 19.2.3.2.2.
3. Data Only Service Plans – includes data services for data only devices such as tablets and mobile hotspots as described in Section 19.2.3.2.3.
4. Machine-to-Machine (M2M) Plans – includes data only services for machine-to-machine (M2M) devices and/or Internet of Things (IoT) devices as described in Section 19.2.3.2.4.

The Bidder's prices associated with these plans shall be detailed in the Cost Worksheets submitted with the Final Bid. The Cost Worksheets are provided as separate MS Excel files that list each Requirement that is to be priced by the Bidder as well as areas for the Bidder to offer unsolicited services and features.

The prices provided by the Bidder with its final Bid will be used to develop a Service Plan Catalog listing all of the Contractor's services approved by the State that will be part of the Contract. Services not approved by the State will not be included in the Service Plan Catalog.

Bidder understands the Requirement and shall meet or exceed it? Yes_X____ No_____

19.2.3.2.1 Voice and Text Service Plan for Basic Phones (M)

The Contractor shall provide the Voice and Text Service Plan for Basic Phones that includes the features described in Table 19.2.3.2.1.a including the following features:

1. Voice usage with no limits on the monthly minutes used;
2. SMS messages with no limits on the monthly number of texts used;
3. No overage charges shall apply;
4. Voicemail;
5. Voice over Long Term Evolution (VoLTE) with compatible Equipment;
6. Nationwide roaming for voice services;
7. Per line caller ID blocking;
8. Nationwide long distance;
9. Call forwarding; and,
10. Call waiting.

Bidder understands the Requirement and shall meet or exceed it? Yes__X___ No_____

The Bidder shall offer the Voice and Text Service Plan for Basic Phones detailed in Table 19.2.3.2.1.a.

Table 19.2.3.2.1.a – Voice and Text Service Plan for Basic Phones						
	Feature Name	**Feature Description**	**Product Identifier**	**Bidder's Description**	**Bidder Meets or Exceeds? Y**	**N**
	Voice and Text Service Plan for Basic Phones	Voice and Text Service Plan for Basic Phones	CAFR01	4G CALNET Basic Phone Plan	X	

The Bidder may offer additional unsolicited Voice and Text Service Plan features in Table19.2.3.2.1.b.

Table 19.2.3.2.1.b – Unsolicited Voice and Text Service Plan for Basic Phones Features			
	Feature Name	**Product Identifier**	**Bidder's Description**
1	PUBLIC SAFETY UNLIMITED BASIC PHONE PLAN	CA0119	CUSTOM NATIONWIDE BASIC DEVICE FOR NATIONAL SECURITY, PUBLIC SAFETY, and Emergency Preparedness PPID: 16810
2	PUBLIC SAFETY UNLIMITED PTT+ ONLY PLAN 3G/4G	CA0120	3G/4G CUSTOM UNLIMITED PUSH TO TALK ONLY PLAN FOR NATIONAL SECURITY, PUBLIC SAFETY, AND EMERGENCY PREPAREDNESS PPID: 96625
3	CUSTOM NATIONWIDE CONSUMPTION PLAN	CA0100	ST OF CA CUSTOM - NATIONWIDE FLAT RATE CONSUMPTION PPID: 85191
4	CUST PTT PLUS BASIC 4G FEATURE	CA0101	CUST PTT PLUS BASIC 4G SFO: 81301
5	UNLTXT PIX FLIX FEATURE	CA0102	UNLTXT PIX FLIX SFO: 75439
6	400 TXT/PIX/FLIX MSGS FEATURE	CA0103	400 TXT/PIX/FLIX MSGS SFO: 76811
7	1100 TXT PIX FLIX FEATURE	CA0104	1100 TXT PIX FLIX SFO: 76813
8	NATIONWIDE CALLING PLAN 200 SHR	CA0105	NVLPT NATIONWIDE FOR GOVERNMENT TALK 200 SHARE PPID: 73736
9	NATIONWIDE CALLING PLAN 400 SHR	CA0106	NVLPT NATIONWIDE BASIC 400 SHARE UNL IN + N&W PPID: 74539
10	NATIONWIDE CALLING PLAN 600 SHR	CA0107	NVLPT NATIONWIDE BASIC 600 SHARE UNL IN + N&W PPID: 74541
11	NATIONWIDE CALLING PLAN 1000 SHR	CA0108	NVLPT NATIONWIDE BASIC 1000 SHARE UNL IN + N&W PPID: 74543
12	NATIONWIDE CALLING PLAN 100 SHR	CA0109	NVLPT NATIONWIDE FOR GOVERNMENT BASIC 100 SHARE UNL M2M+N&W PPID: 80006
13	NATIONWIDE CALLING PLAN 0 SHR	CA0110	NVLPT NATIONWIDE FOR GOVERNMENT SHARE UNL M2M UNL N&W - ACCOUNT SHARE PPID: 86137
14	75MB DATA FEATURE	CA0111	DATA PACKAGES FOR FEATURE PHONES AND SMARTPHONES 75MB SFO: 77810
15	CALL FILTER FEATURE	CA0112	CALL FILTER/CALLER NAME ID SFO: 83439
16	PTT+ LAND MOBILE RADIO FEATURE	CA0113	PTT+ LAND MOBILE RADIO SFO: 85280
17	FIELD FORCE MGR LTD FEATURE	CA0114	FIELD FORCE MGR LTD SFO: 76721

Table 19.2.3.2.1.b – Unsolicited Voice and Text Service Plan for Basic Phones Features			
	Feature Name	**Product Identifier**	**Bidder's Description**
18	FIELD FORCE MGR BAS FEATURE	CA0115	FIELD FORCE MGR BAS SFO: 76722
19	FIELD FORCE MGR PRO FEATURE	CA0116	FIELD FORCE MGR PRO SFO: 76723
20	CUST PTT PLUS BASIC 4G ENT FEATURE	CA0117	CUST PTT PLUS BASIC 4G ENT SFO: 81129
21	PTT PLUS BASIC 4G ENTERPRISE FEATURE	CA0118	PTT PLUS BASIC 4G ENTERPRISE SFO: 80598

19.2.3.2.2 Voice, Text, and Data Service Plans (M)

The Contractor shall provide Voice, Text, and Data Service Plans that include the features described in Table 19.2.3.2.2.a including the following features:

1. Voice usage with no limits on the monthly minutes used;
2. SMS and MMS messages with no limits on the monthly number of texts used;
3. Data services shall not be deprioritized before the specified plan Usage Threshold, if a threshold is identified;
4. No overage charges shall apply;
5. Visual Voicemail with compatible Equipment;
6. Nationwide roaming for voice and data services;
7. Tethering with compatible Equipment;
8. Wi-Fi calling with compatible Equipment;
9. VoLTE with compatible Equipment;
10. Per line caller ID blocking;
11. Nationwide long distance;
12. Call forwarding; and,
13. Call waiting.

Bidder understands the Requirement and shall meet or exceed it? Yes_X____ No_____

19.2.3.2.2.1 Limitless Plan

Any use of the term "limitless" in any price model will be interpreted to mean that all data, regardless of priority level, has an unlimited usage per month.

The Contractor shall provide monthly service plans that provide cellular service with the following functionality:

1. No limitation on the amount of data (GB) uploaded and

downloaded.

2. No Contractor implemented network controls limiting the throughput (bps) of the data used by public safety-oriented applications and public safety communications.
3. No deprioritization where data throughput prioritization shall remain at the same level (Class) provisioned for public safety-oriented applications and public safety communications.

Bidder understands the Requirement and shall meet or exceed it? Yes__X___ No_____

The Bidder shall offer the Voice, Text and Data Service Plans detailed in Table 19.2.3.2.2.a.

Table 19.2.3.2.2.a – Voice, Text and Data Service Plans

	Feature Name	Feature Description	Product Identifier	Bidder's Description	Bidder Meets or Exceeds? Y	N
1	**Voice, Text and Data 2 GB Service Plan**	2 GB high speed Nationwide only voice, text and data usage for Smartphone devices	CAFR02	4G CALNET 2 GB Smartphone Plan.	X	
2	**Voice, Text and Data 5 GB Service Plan**	5 GB high speed Nationwide only voice, text and data usage for Smartphone devices	CAFR03	4G CALNET 5 GB Smartphone Plan.	X	
3	**Voice, Text and Data 10 GB Service Plan**	10 GB high speed Nationwide only voice, text and data usage for Smartphone devices	CAFR04	4G CALNET 10 GB Smartphone Plan.	X	
4	**Voice, Text and Data 20 GB Service Plan**	20 GB high speed Nationwide only voice, text and data usage for Smartphone devices	CAFR05	4G CALNET 20 GB Smartphone Plan.	X	
5	**Voice, Text and Data 50 GB Service Plan**	50 GB high speed Nationwide only voice, text and data usage for Smartphone devices	CAFR06	4G CALNET 50 GB Smartphone Plan.	X	
6	**Voice, Text and Data Limitless Service Plan**	Limitless Data with No Throughput Restrictions	SP UNL	PUBLIC SAFETY UNLIMITED SMARTPHONE PLAN PPID 16807	X	

The Bidder may offer additional unsolicited Voice, Text, and Data Service Plan features in Table 19.2.3.2.2.b.

Table 19.2.3.2.2.b – Unsolicited Voice, Text and Data Service Plan Features

	Feature Name	Product Identifier	Bidder's Description
1	PUBLIC SAFETY UNLIMITED PTT+ ONLY PLAN 4G	CA0139	4G CUSTOM UNLIMITED PUSH TO TALK ONLY PLAN FOR NATIONAL SECURITY, PUBLIC SAFETY, AND EMERGENCY PREPAREDNESS PPID: 96626
2	CUSTOM NATIONWIDE CONSUMPTION PLAN	CA0100	ST OF CA CUSTOM - NATIONWIDE FLAT RATE CONSUMPTION PPID: 85191
3	CUST PTT PLUS BASIC 4G FEATURE	CA0101	CUST PTT PLUS BASIC 4G SFO: 81301
4	UNLTXT PIX FLIX FEATURE	CA0102	UNLTXT PIX FLIX SFO: 75439
5	400 TXT/PIX/FLIX MSGS FEATURE	CA0103	400 TXT/PIX/FLIX MSGS SFO: 76811
6	1100 TXT PIX FLIX FEATURE	CA0104	1100 TXT PIX FLIX SFO: 76813
7	NATIONWIDE CALLING PLAN 200 SHR	CA0105	NVLPT NATIONWIDE FOR GOVERNMENT TALK 200 SHARE PPID: 73736
8	NATIONWIDE CALLING PLAN 400 SHR	CA0106	NVLPT NATIONWIDE BASIC 400 SHARE UNL IN + N&W PPID: 74539
9	NATIONWIDE CALLING PLAN 600 SHR	CA0107	NVLPT NATIONWIDE BASIC 600 SHARE UNL IN + N&W PPID: 74541
10	NATIONWIDE CALLING PLAN 1000 SHR	CA0108	NVLPT NATIONWIDE BASIC 1000 SHARE UNL IN + N&W PPID: 74543
11	NATIONWIDE CALLING PLAN 100 SHR	CA0109	NVLPT NATIONWIDE FOR GOVERNMENT BASIC 100 SHARE UNL M2M+N&W PPID: 80006
12	NATIONWIDE CALLING PLAN 0 SHR	CA0110	NVLPT NATIONWIDE FOR GOVERNMENT SHARE UNL M2M UNL N&W - ACCOUNT SHARE PPID: 86137
13	75MB DATA FEATURE	CA0111	DATA PACKAGES FOR FEATURE PHONES AND SMARTPHONES 75MB SFO: 77810
14	CALL FILTER FEATURE	CA0112	CALL FILTER/CALLER NAME ID SFO: 83439
15	PTT+ LAND MOBILE RADIO FEATURE	CA0113	PTT+ LAND MOBILE RADIO SFO: 85280
16	4G SMARTPHONE HOTSPOT FEATURE	CA0121	4G SMARTPHONE HOTSPOT SFO: 76440
17	PTT PLUS 4G ENTERPRISE FEATURE	CA0122	PTT PLUS 4G ENTERPRISE SFO: 80590
18	CUST PTT PLUS 4G ENT FEATURE	CA0123	CUST PTT PLUS 4G ENT SFO: 81174
19	EMAIL & DATA UNLIMITED FEATURE	CA0124	EMAIL & DATA UNLIMITED SFO: 73419
20	4G SMARTPHONE HOTSPOT CA FEATURE	CA0125	4G SMARTPHONE HOTSPOT SFO: 76445
21	CUST PTT PLUS 4G ENT CA FEATURE	CA0126	CUST PTT PLUS 4G ENT SFO: 81815
22	NATIONWIDE BUNDLED PLAN 400MIN SHR	CA0127	NVLPT NATIONWIDE 400 SHARE EMAIL & DATA+ MSG - ACCOUNT SHARE PPID: 74511
23	NATIONWIDE BUNDLED PLAN 600MIN SHR	CA0128	NVLPT NATIONWIDE 600 SHARE EMAIL & DATA + MSG - ACCOUNT SHARE PPID: 74513
24	NATIONWIDE BUNDLED PLAN 1000MIN SHR	CA0129	NVLPT NATIONWIDE 1000 SHARE ANY EMAIL & DATA +MSG - ACCOUNT SHARE PPID: 74515

Table 19.2.3.2.2.b – Unsolicited Voice, Text and Data Service Plan Features			
	Feature Name	**Product Identifier**	**Bidder's Description**
25	NATIONWIDE EMAIL ADD-A-LINE PLAN	CA0130	NVLPT 3G/4G NATIONWIDE EMAIL FOR GOVERNMENT NATIONWIDE ADD-A-LINE PLAN PPID: 86140
26	SMARTPHONE PAY-AS-YOU-GO VOICE	CA0131	NVLPT SMARTPHONE CALLING PLANS FOR GOVERNMENT SUBSCRIBERS PPID: 86139
27	DATA PACKAGE 2GB/ FEATURE	CA0132	DATA PACKAGE 2GB/ SFO: 76375
28	NUMBERSHARE LINE ACCESS FEATURE	CA0133	NUMBERSHARE LINE ACCESS SFO: 85617
29	FIELD FORCE MGR LTD AD FEATURE	CA0134	FIELD FORCE MGR LTD AD SFO: 76636
30	FIELD FORCE MGR BAS AD FEATURE	CA0135	FIELD FORCE MGR BAS AD SFO: 76637
31	FIELD FORCE MGR PRO AD FEATURE	CA0136	FIELD FORCE MGR PRO AD SFO: 76638

19.2.3.2.3 Data Only Service Plans (M)

The Contractor shall provide Data Only Service Plans for data only devices that include the features described in Table 19.2.3.2.3.a including the following features:

1. Nationwide roaming for data services;
2. Data services shall not be deprioritized before the specified plan Usage Threshold, if a threshold is identified;
3. No overage charges shall apply; and,
4. Tethering with compatible Equipment.

Bidder understands the Requirement and shall meet or exceed it? Yes_X____ No_____

19.2.3.2.3.1 Limitless Plan

Any use of the term "limitless" in any price model will be interpreted to mean that all data, regardless of priority level, has an unlimited usage per month.

The Contractor shall provide monthly service plans that provide cellular service with the following functionality:

1. No limitation on the amount of data (GB) uploaded and downloaded.
2. No Contractor implemented network controls limiting the throughput (bps) of the data used by public safety-oriented applications and public safety communications.
3. No deprioritization where data throughput prioritization shall remain at the same level (Class) provisioned for public safety-oriented applications and public safety communications.

Bidder understands the Requirement and shall meet or exceed it? Yes__X___ No_____

The Bidder shall offer the Data Only Service Plans detailed in Table 19.2.3.2.3.a.

Table 19.2.3.2.3.a – Data Only Service Plans

	Feature Name	Feature Description	Product Identifier	Bidder's Description	Bidder Meets or Exceeds? Y	N
1	**Data Only 2 GB Service Plan**	2 GB high speed data usage for data only devices	CAFR07	4G CALNET 2 GB Data Plan	X	
2	**Data Only 5 GB Service Plan**	5 GB high speed data usage for data only devices	CAFR08	4G CALNET 5 GB Data Plan	X	
3	**Data Only 10 GB Service Plan**	10 GB high speed data usage for data only devices	CAFR09	4G CALNET 10 GB Data Plan	X	
4	**Data Only 20 GB Service Plan**	20 GB high speed data usage for data only devices	CAFR10	4G CALNET 20 GB Data Plan	X	
5	**Data Only 50 GB Service Plan**	50 GB high speed data usage for data only devices	CAFR11	4G CALNET 50 GB Data Plan	X	
6	**Data Only 100 GB Service Plan**	100 GB high speed data usage for data only devices	CAFR12	4G CALNET 100 GB Data Plan	X	
7	**Data Only Limitless Service Plan**	Limitless Data with No Throughput Restrictions	MBB UNL	PUBLIC SAFETY UNLIMITED MOBILE BROADBAND PLAN PPID 20312	X	

The Bidder may offer additional unsolicited Data Only Service Plan features in Table 19.2.3.2.3.b.

Table 19.2.3.2.3.b – Unsolicited Data Only Service Plan Features

	Feature Name	Product Identifier	Bidder's Description
1	FLEXIBLE DATA PLAN 1MB	CA0301	FLEXIBLE BUSINESS DATA DEVICE 1MB SHARED DATA PPID: 92739
2	FLEXIBLE DATA PLAN 100MB	CA0302	FLEXIBLE BUSINESS DATA DEVICE 100MB SHARED DATA PPID: 92741
3	FLEXIBLE DATA PLAN 2GB	CA0303	FLEXIBLE BUSINESS DATA DEVICE 2GB SHARED DATA PPID: 92742
4	FLEXIBLE DATA PLAN 4GB	CA0304	FLEXIBLE BUSINESS DATA DEVICE 4GB SHARED DATA PPID: 92744
5	FLEXIBLE DATA PLAN 6GB	CA0305	FLEXIBLE BUSINESS DATA DEVICE 6GB SHARED DATA PPID: 92745
6	FLEXIBLE DATA PLAN 8GB	CA0306	FLEXIBLE BUSINESS DATA DEVICE 8GB SHARED DATA PPID: 92746

Table 19.2.3.2.3.b – Unsolicited Data Only Service Plan Features			
	Feature Name	**Product Identifier**	**Bidder's Description**
7	FLEXIBLE DATA PLAN 10GB	CA0307	FLEXIBLE BUSINESS DATA DEVICE 10GB SHARED DATA PPID: 92747
8	FIELD FORCE MGR LTD AD FEATURE	CA0134	FIELD FORCE MGR LTD AD SFO: 76636
9	FIELD FORCE MGR BAS AD FEATURE	CA0135	FIELD FORCE MGR BAS AD SFO: 76637
10	FIELD FORCE MGR PRO AD FEATURE	CA0136	FIELD FORCE MGR PRO AD SFO: 76638

19.2.3.2.4 Machine-to-Machine and Internet of Things Service Plans (M2MIoT Service Plans) (M)

The Contractor shall provide Machine-to-Machine and Internet of Things Service Plans (M2MIoT Service Plans) that include the features described in Table 19.2.3.2.4.a as well as:

1. Nationwide roaming for data services;
2. All plans will be "shared" plans as defined by the Customer where data consumption can be shared among multiple End-Users; and,
3. Overage notification. The Contractor shall notify the Customer when the Customer incurs an M2MIoT usage overage in excess of 50% of the data subscription rate identified in the service plan for three consecutive months.

Bidder understands the Requirement and shall meet or exceed it? Yes__X___ No_____

The Bidder shall offer the Machine-to-Machine and Internet of Things Service Plans detailed in Table 19.2.3.2.4.a.

Table 19.2.3.2.4.a – Machine-to-Machine and Internet of Things Service Plans						
	Feature Name	**Feature Description**	**Product Identifier**	**Bidder's Description**	**Bidder Meets or Exceeds? Y**	**N**
1	**M2MIoT 1 MB Service Plan**	1 MB High Speed Nationwide Only Data Usage specific to M2MIoT devices.	CAFR13	4G CALNET 1 MB M2M Plan	X	
2	**Overage Charge for M2MIoT 1 MB Service Plan**	Per MB charge for usage over 1 MB	OCAFR13	4G CALNET 1 MB M2M Plan Overage	X	
3	**M2MIoT 10 MB Service Plan**	10 MB High Speed Nationwide Only Data Usage specific to M2MIoT devices.	CAFR14	4G CALNET 10 MB M2M Plan	X	

Table 19.2.3.2.4.a – Machine-to-Machine and Internet of Things Service Plans

	Feature Name	Feature Description	Product Identifier	Bidder's Description	Bidder Meets or Exceeds? Y	N
4	**Overage Charge for M2MIoT 10 MB Service Plan**	Per MB charge for usage over 10 MB	OCAFR14	4G CALNET 10 MB M2M Plan Overage	X	
5	**M2MIoT 50 MB Service Plan**	50 MB High Speed Nationwide Only Data Usage specific to M2MIoT devices.	CAFR15	4G CALNET 50 MB M2M Plan	X	
6	**Overage Charge for M2MIoT 50 MB Service Plan**	Per MB charge for usage over 50 MB	OCAFR15	4G CALNET 50 MB M2M Plan Overage	X	
7	**M2MIoT 250 MB Service Plan**	250 MB High Speed Nationwide Only Data Usage specific to M2MIoT devices.	CAFR16	4G CALNET 250 MB M2M Plan	X	
8	**Overage Charge for M2MIoT 250 MB Service Plan**	Per MB charge for usage over 250 MB	OCAFR16	4G CALNET 250 MB M2M Plan Overage	X	
9	**M2MIoT 1 GB Service Plan**	1 GB High Speed Nationwide Only Data Usage specific to M2MIoT devices.	CAFR17	4G CALNET 1 GB M2M Plan	X	
10	**Overage Charge for M2MIoT 1 GB Service Plan**	Per MB charge for usage over 1 GB	OCAFR17	4G CALNET 1 GB M2M Plan Overage	X	
11	**M2MIoT 5 GB Service Plan**	5 GB High Speed Nationwide Only Data Usage specific to M2MIoT devices.	CAFR18	4G CALNET 5 GB M2M Plan	X	
12	**Overage Charge for M2MIoT 5 GB Service Plan**	Per MB charge for usage over 5 GB	OCAFR18	4G CALNET 5 GB M2M Plan Overage	X	
13	**M2MIoT 10 GB Service Plan**	10 GB High Speed Nationwide Only Data Usage specific to M2MIoT devices.	CAFR19	4G CALNET 10 GB M2M Plan	X	

Table 19.2.3.2.4.a – Machine-to-Machine and Internet of Things Service Plans

	Feature Name	Feature Description	Product Identifier	Bidder's Description	Bidder Meets or Exceeds? Y	N
14	**Overage Charge for M2MIoT 10 GB Service Plan**	Per MB charge for usage over 10 GB	OCAFR19	4G CALNET 10 GB M2M Plan Overage	X	
15	**M2MIoT 20 GB Service Plan**	20 GB High Speed Nationwide Only Data Usage specific to M2MIoT devices.	CAFR20	4G CALNET 20 GB M2M Plan	X	
16	**Overage Charge for M2MIoT 20 GB Service Plan**	Per MB charge for usage over 20 GB	OCAFR20	4G CALNET 20 GB M2M Plan Overage	X	

The Bidder may offer additional unsolicited Machine-to-Machine and Internet of Things Service plans or features in Table 19.2.3.2.4.b.

Table 19.2.3.2.4b – Unsolicited Machine-to-Machine and Internet of Things Service Plans or Features

	Feature Name	Product Identifier	Bidder's Description
1	CUSTOM MOBILE BROADBAND M2M PLAN	CA0400	STATE OF CA CUSTOM - MACHINE TO MACHINE 5GB PPID: 85975
2			
3			
4			
5			
6			
7			
8			
9			
10			

19.2.3.2.5 Video Streaming Quality (M-S)

The Bidder shall provide video streaming for the Voice, Text and Data Service Plans (Section 19.2.3.2.2) and the Data Only Service Plans (Section 19.2.3.2.3). The Bidder shall indicate the video streaming quality it commits to provide in Table 19.2.3.2.5

Table 19.2.3.2.5 – Video Streaming Quality				
Service Plan	Basic (B)	Standard (S)	Premier (P)	Bidder's Objective Commitment (B, S, P)
Voice, Text and Data Service Plans (19.2.3.2.2)	480p	720p	1080p	B
Data Only Service Plans (19.2.3.2.3)	480p	720p	1080p	B

Bidder understands the Requirement and shall meet or exceed it? Yes_X____ No_____

19.2.3.2.6 Tethering Throughput (M-S)

Tethering is the sharing of a mobile device's data connection with other devices via WIFI, Bluetooth or physical cable (example: USB). The Contractor shall provide Tethering for the Voice, Text and Data Service Plans (Section 19.2.3.2.2) and the Data Only Service Plans (Section 19.2.3.2.3).

The Bidder shall indicate the Tethering throughput speeds they commit to provide in Table 19.2.3.2.6.

Table19.2.3.2.6– Tethering Throughput				
Service Plan	Basic (B)	Standard (S)	Premier (P)	Bidder's Objective Commitment (B, S, P)
Voice, Text and Data Service Plans (19.2.3.2.2)	3G	4G	Unrestricted	**S**
Data Only Service Plans (19.2.3.2.3)	3G	4G	Unrestricted	**S**

Bidder understands the Requirement and shall meet or exceed it? Yes_X____ No_____

19.2.3.2.7 Domestic to International Calling and Messaging Services

The Bidder may offer international cellular service that allows for calls originating in the United States to complete to a mobile or land line phone in Table 19.2.3.2.7

The Bidder may offer text messaging services that provide international outbound and inbound messaging as identified in the Bidder's Product Identification Codes in columns (b) and (c).

By providing a Product Identification Code in Table 19.2.3.2.7 the Bidder is committing to provide service to that country and will provide the per-minute rate or per-message rate in Cost Worksheets 19.2.3.2.7.a, 19.2.3.2.7.b and 19.2.3.2.7.c.

Table 19.2.3.2.7 – Domestic to International Calling and Messaging Services

	Country, Countries, Regions, or Groupings	Bidder's Product Identifiers		
		(a) Outbound Voice per Minute	(b) SMS Send/ Receive per Message	(c) MMS Send/ Receive per Message
1				
2				
3				
4				
5				
6				
7				
8				
9				
10				

19.2.3.2.8 International Roaming (M)

The Contractor shall provide international cellular service that allows for calls, text messages and data while roaming in a foreign country. The Contractor shall maintain a list of countries where this service is available.

This service shall include:

1. Voice usage with no limits on the minutes used;
2. SMS and MMS messaging with no limits on the number of texts used;
3. Data services with usage limits aligned to the specified plan Usage Threshold;
4. No overage charges shall apply;
5. Allows for Tethering with compatible Equipment;
6. Per line caller ID blocking;
7. Call forwarding; and
8. Call Waiting.

The Bidder shall provide Product Identification Codes in Table 19.2.3.2.8.a for the daily services.

Table 19.2.3.2.8.a - International Roaming		
	Country	**Bidder's Product Identifiers for Daily Services**
1	**Canada and Mexico**	0/
2	**All countries on the Contractor's maintained list**	/10

The Bidder may offer additional International voice, text and data roaming services and/or features for usage originating outside of the United States in Table 19.2.3.2.8.b.

Table 19.2.3.2.8.b – Unsolicited International Voice, Text or Data Services or Features for International Roaming			
	Feature Name	**Product Identifier**	**Bidder's Description**
1	NATIONAL INTERNATIONAL PLAN 4G 400 SHR	CA0500	NVLPT NATIONWIDE INTERNATIONAL 4G 400 ANY UNL EMAIL+N&W+IN+TXT UNL (SHARE) PPID: 86741
2	NATIONAL INTERNATIONAL PLAN 4G 600 SHR	CA0501	NVLPT NATIONWIDE INTERNATIONAL 4G 600 ANY UNL EMAIL+N&W+IN+TXT UNL (SHARE) PPID: 86743
3	NATIONAL INTERNATIONAL PLAN 4G 1000 SHR	CA0502	NVLPT NATIONWIDE INTERNATIONAL 4G 1000 ANY UNL EMAIL+N&W+IN+TXT UNL (SHARE) PPID: 86745
4	INT TRVL 512MB/100MIN/100MSG FOR 1MO FEATURE	CA0503	INTERNATIONAL TRAVEL 512MB/100MIN/100MSG FOR 1 MONTH SFO: 1324
5	INT TRVL 512MB/100MIN/100MSG MONTHLY FEATURE	CA0504	INTERNATIONAL TRAVEL 512MB/100MIN/100MSG MONTHLY SFO: 1327
6	INT TRVL 2GB/250MIN/1000MSG FOR 1MO FEATURE	CA0505	INTERNATIONAL TRAVEL 2GB/250MIN/1000MSG FOR 1 MONTH SFO: 1328
7	INT TRVL 2GB/250MIN/1000MSG MONTHLY FEATURE	CA0506	INTERNATIONAL TRAVEL 2GB/250MIN/1000MSG MONTHLY SFO: 1329
8	INTERNATIONAL FEATURE 0 VM/100 MB - RECURRING	CA0507	INTERNATIONAL OPTIONS MONTHLY FEATURES 185+ COUNTRIES 0 VM/100 MB - RECURRING SFO: 412
9	INTERNATIONAL FEATURE 0 VM/100 MB - 1 MONTH	CA0508	INTERNATIONAL OPTIONS MONTHLY FEATURES 185+ COUNTRIES 0 VM/100 MB - 1 MONTH SFO: 431
10	INTERNATIONAL FEATURE 100 VM/100MB - RECURRING	CA0509	INTERNATIONAL OPTIONS MONTHLY FEATURES 185+ COUNTRIES 100 VM/100MB - RECURRING SFO: 444
11	INTERNATIONAL FEATURE 100 VM/100MB - 1 MONTH	CA0510	INTERNATIONAL OPTIONS MONTHLY FEATURES 100 VM/100MB - 1 MONTH SFO: 445
12	TRAVELPASS - 185+ ELIGIBLE COUNTRIES FEATURE	TRAVELPASS CAN/MEX INCL	TRAVELPASS FOR ROAMING IN 185+ ELIGIBLE COUNTRIES WITH CAN/MEX INCL SFO: 691 or 988

Table 19.2.3.2.8.b – Unsolicited International Voice, Text or Data Services or Features for International Roaming			
	Feature Name	**Product Identifier**	**Bidder's Description**
13	TRAVELPASS - CAN/MEX FEATURE	TRAVELPASS	TRAVELPASS FOR ROAMING IN CANADA AND MEXICO SFO: 383

19.2.3.2.9 Suspended Service Plan (M)

The Contractor must suspend and reactivate lines within one (1) Business Day of notification by the Customer. The cellular number must not change during suspension. The maximum period of suspension will be six (6) months.

The Bidder shall offer the Suspended Service Plan detailed in Table 19.2.3.2.9.a.

Table 19.2.3.2.9 – Suspended Service Plan						
	Feature Name	**Feature Description**	**Bidder's CALNET Product Identifier**	**Bidder's Description**	**Bidder Meets or Exceeds? Y**	**N**
1	Suspended Service Plan	Customer initiated temporary suspension.	S	Suspend without Billing	X	

*Bidder understands the Requi*rement *and shall meet or exceed it? Yes_X____ No_____*

19.2.3.3 CUSTOMIZED SERVICE PLANS (CSP) (M)

The Contractor may provide Customized Service Plans (CSP). CSPs may be existing Contractor plans or developed on an individual case basis. CSPs may include additional discounts to Equipment and services described in this IFB and/or additional provisions from those of the Standard Service Plans described in Section 19.2.3.2.

1. The Customized Service Plan will be identified as "CSP" in the Catalog with no dollar value identified.
2. The Contractor shall propose CSP pricing directly to the Customers.
3. CSP commitments shall not extend beyond the Contract Term, including any extension period(s).
4. The Contractor shall provide the Customer a Scope of Work for the CSP.
5. The Contractor shall inform the Customers if refurbished or used devices will be provided with the CSP.
6. CSPs must adhere to all CPUC, FCC and other appropriate regulatory guidelines as applicable.
7. In the event that a Customer elects to terminate a CSP for reasons other than (1) a Contractor default, or (2) circumstances outside the Customer's reasonable control, such Customer shall be liable to the Contractor for any unrecovered

amortized capital costs for Equipment originally identified in the CSP Scope of Work documentation.

8. CSPs may also include technical attributes that address special or unique Customer needs.

Customized Service Plans will be identified in the Catalog with no dollar value identified.

The Bidder shall provide a Product Identifier for a Customized Service Plan as detailed in Table 19.2.3.3.a.

Table 19.2.3.3.a– Customized Service Plans

	Feature Name	Feature Description	Product Identifier	Bidder's Description	Bidder Meets or Exceeds? Y	N
1	Customized Service Plans	Customer negotiated service plan.	CA0800	CALNET Non-standard: *"Customer Name"*	X	

Bidder understands the Requirement and shall meet or exceed it? Yes_X____ No_____

19.2.4 CUSTOMER WEB BASED EQUIPMENT CATALOG (M)

The Contractor shall provide a Customer Web Based Equipment Catalog of Equipment and Accessories.

The Customer Web Based Equipment Catalog shall display pricing that includes the percentage discount off the manufacturer's suggested retail price.

Modification to the Equipment and Accessories contained in this catalog are not subject to the amendment process. The Contractor may update, change or modify the Equipment and Accessories offerings contained in the Customer Web Based Equipment Catalog at any time as needed without approval or consent. The Contractor's committed discount percentage from manufacturer's list price as identified in the Web Based Equipment Catalog cannot decrease.

Bidder understands the Requirement and shall meet or exceed it? Yes_X____ No_____

19.2.4.1 PRICING FORMAT (M)

The Contractor shall provide a Web Based Catalog that will display pricing information in the following format:

1. Standardized Service Plans. All Standardized Service Plans shall display pricing that includes the monthly Standardized Service Plan price with the SAAF; and,
2. Equipment. All Equipment shall display pricing that includes the percentage discount off the manufacturer's suggested retail price.

Bidder understands the Requirement and shall meet or exceed it? Yes__X___ No_____

19.2.4.2 CONTRACTOR UPDATES (M)

The Contractor may update the Customer Web Based Equipment Catalog as needed for the following items:

1. Equipment;
2. Accessories; and
3. Coverage Maps.

Bidder understands the Requirement and shall meet or exceed it? Yes_X____ No_____

19.2.5 EQUIPMENT (M)

The Contractor shall provide Equipment as defined under the following categories:

1. Basic Mobile Phone as described in Section 19.2.5.1;
2. Smartphone as described in Section 19.2.5.2;
3. Mobile Hotspot Device as described in Section 19.2.5.3;
4. Tablet as described in Section 19.2.5.4; and,
5. Accessories as described in Section 19.2.5.5.

The Bidder may propose unsolicited Equipment in Section 19.2.6, Unsolicited Items.

The Bidder shall provide a percentage discount off manufacturer's list prices for all Equipment as described in IFB C4CVD18 Part 1, Section 3.3.2.6.2, *Equipment Discount Percentage – Mandatory.*

Bidder understands the Requirement and shall meet or exceed it? Yes_X____ No_____

19.2.5.1 BASIC MOBILE PHONE (M)

A Basic Phone is a portable telephone capable of transmitting voice calls and SMS text messages over a cellular network while the End-User is stationary or moving within a defined coverage area.

The Contractor must provide Basic Mobile Phone(s) that include, at a minimum:

1. Mute functionality;
2. Vibrate alert for incoming phone calls and messages;
3. Ring alert for incoming phone calls and messages;
4. Caller ID;
5. Call blocking;
6. Busy or No Answer Condition;
7. Short Messaging Service (SMS) (i.e., text messaging);
8. Bluetooth capability; and,

9. Firmware, system, and application updates via Over the Air (OTA), e.g., security patches and other application/system updates.

The Bidder must include all accessories and End-User manuals with the device as provided from the manufacturer (e.g., A/C charging adapter, headphones, and data transfer cable).

Bidder understands the Requirement and shall meet or exceed it? Yes_X____ No_____

19.2.5.2 SMARTPHONE (M)

A Smartphone is a handheld personal computer capable of transmitting voice calls, SMS/MMS text messages, and internet data over a cellular network while the End-User is stationary or moving within a defined coverage area.

Contractor must provide Smartphone(s) that include the following functionality:

1. Ability to sync with email, contact/address, and calendar platforms (e.g. Office365);
2. Mute functionality;
3. Transmit and receive data while conducting a voice session;
4. Vibrate alert for incoming phone calls and messages;
5. Ring alert for incoming phone calls and messages;
6. Caller ID;
7. Call blocking;
8. Busy or No Answer Condition;
9. Short Messaging Service (SMS) and Multimedia Messaging Service (MMS) (i.e., text messaging);
10. Bluetooth capability;
11. Remote suspend/resume;
12. Tethering and mobile hotspot; and,
13. Firmware, system, and application updates via Over the Air (OTA), i.e. security patches and other application/system updates (as available).

The Contractor must include all accessories and End-User manuals with the device as provided from the manufacturer (e.g., A/C charging adapter, headphones, and data transfer cable).

Bidder understands the Requirement and shall meet or exceed it? Yes__X___ No_____

19.2.5.3 MOBILE HOTSPOT DEVICE (M)

A Mobile Hotspot Device is a type of modem that provides access to the internet via a broadband connection while the End-User is stationary or moving within a defined coverage area.

The Contractor must provide at least one Mobile Hotspot Device that includes, at a minimum, a USB, Wi-Fi, or Ethernet interface connection option.

The Contractor must include all accessories and End-User manuals with the device as provided from the manufacturer (e.g., A/C charging adapter, data transfer cable).

Bidder understands the Requirement and shall meet or exceed it? Yes_X____ No_____

19.2.5.4 TABLETS WITH SIM CARDS (M)

A Tablet is a mobile device with a touch screen display and mobile operating system that accesses cellular data services using a SIM Card. Tablets shall only be provisioned in conjunction with a CALNET Data Service Plan.

The Contractor must provide Tablet(s) that include, at a minimum:

1. Only Tablets that have the ability to access the cellular network through SIM Card activation;
2. Ability to sync with email, contact/address, and calendar platforms (e.g., Office365);
3. Bluetooth capability;
4. Tethering; and,
5. Firmware, system, and application updates via Over the Air (OTA), e.g., security patches and other application/system updates (as available).

The Contractor must include all accessories and End-User manuals with the device as provided from the manufacturer (e.g., A/C charging adapter, headphones, and data transfer cable).

Bidder understands the Requirement and shall meet or exceed it? Yes_X____ No_____

19.2.5.5 ACCESSORIES (M)

Equipment accessories are defined as any hardware that is not integral to the operation of Equipment. The Contractor may only provide Accessories in conjunction with CALNET Equipment and Service Plans. The Contractor Accessories may include, but are not limited to the following:

1. Cell phone batteries;
2. Cell phone chargers;
3. Cell phone hands-free devices;
4. Cell phone cases;
5. Cell phone covers;
6. Cell phone screen protectors;
7. Cell phone data cables;
8. ADA/Assistive cell phone devices and accessories;

9. Bluetooth headsets; and,
10. Cell phone car kits

All accessories must be provided new.

Bidder understands the Requirement and shall meet or exceed it? Yes__X___ No_____

19.2.5.6 EQUIPMENT FINANCING (M-S)

The Bidder shall provide financing for the Equipment listed above. The Bidder shall indicate the interest rate it commits to charge the Customers in Table 19.2.5.6 for the Equipment described above.

Table 19.2.5.6 – Equipment Financing

Term	Basic (B)	Standard (S)	Premier (P)	Bidder's Objective Commitment (B, S, P)
12 Months	>3% or not available	.01% - 3.00%	0.00%	B
24 Months	>3% or not available	.01% - 3.00%	0.00%	B

If the Customer elects to terminate the order, the Customer shall pay the Contractor all unrecovered amortized nonrecurring charges owed on the date of termination.

Bidder understands the Requirement and shall meet or exceed it? Yes__X___ No_____

19.2.5.7 EXPEDITE FEES (M)

The Contractor shall provide expedite shipping on all devices described in Section 19.2.5, *Equipment,* within the one (1) Business Day of receipt of the expedite request from the Customer.

The Bidder shall offer the Expedite Fee options detailed in Table 19.2.5.7.a.

Table 19.2.5.7.a – Expedite Fees

	Feature Name	Feature Description	Product Identifier	Bidder's Description	Bidder Meets or Exceeds? Y	N
1	Expedite Fee for up to5 devices	Expedite fee for shipping up to 5 devices described in Section 19.2.5, *Equipment* per grouping.	CA0905	Priority Overnight/ Next Business Day 5devices	X	

Table 19.2.5.7.a – Expedite Fees

	Feature Name	Feature Description	Product Identifier	Bidder's Description	Bidder Meets or Exceeds? Y	N
2	Expedite Fee for up to 10 devices	Expedite fee for shipping up to 10 devices described in Section 19.2.5, *Equipment* per grouping.	CA0910	Priority Overnight/Next Business Day 10 devices	X	
3	Expedite Fee for up to 25 devices	Expedite fee for shipping up to 25 devices described in Section 19.2.5, *Equipment* per grouping.	CA0925	Priority Overnight/Next Business Day 25 devices	X	
4	Expedite Fee for up to 50 devices	Expedite fee for shipping up to 50 devices described in Section 19.2.5, *Equipment* per grouping.	CA0950	Priority Overnight/Next Business Day 50 devices	X	

The Bidder may list and describe Unsolicited Expedite Fees it is offering in Table 19.2.5.7.b.

Table 19.2.5.7.b – Unsolicited Expedite Fees

	Expedite Fee Name	Product Identifier	Bidder's Description
1			
2			
3			
4			
5			
6			
7			
8			
9			
10			

Bidder understands the Requirement and shall meet or exceed it? Yes__X___ No_____

19.2.5.8 EQUIPMENT AVAILABILITY (M)

The Contractor shall provide a comprehensive list of devices available to End-Users. The list shall specify device manufacturer, model number, device type (smartphone, USB modem, etc.), and Contractor's availability of model in quantities.

Bidder understands the Requirement and shall meet or exceed it? Yes_X____ No_____

19.2.6 UNSOLICITED ITEMS (M)

19.2.6.1 UNSOLICITED ANCILLARY SERVICES AND FEATURES AND EQUIPMENT

The Bidder may offer ancillary services, features and Equipment that may be used in conjunction with the First Responder Cellular services in Table 19.2.6 below.

Table 19.2.6.1 – Unsolicited Ancillary Services, Features and Equipment

	Service or Feature Name	Product Identifier	Bidder's Description
1			
2			
3			
4			
5			
6			
7			
8			
9			
10			

19.2.7 SERVICE COVERAGE

19.2.7.1 COVERAGE MAPS (M)

The Contractor shall provide the following information upon Contract Award:

1. Local (California) Voice and Data Coverage:

   Detailed In-Network voice and data coverage maps for California, with an overlay of counties and major highways including types of services available (e.g., 3G, LTE).

2. Nationwide Voice & Data Coverage:

Detailed In-Network voice and data nationwide coverage maps including types of services available (e.g., 3G, LTE). Nationwide is defined as the contiguous United States, Alaska, Hawaii, Puerto Rico, and the US Virgin Islands.

Bidder understands the Requirement and shall meet or exceed it? Yes__X___ No_____

19.2.7.2 SERVICE COVERAGE CONTINUITY (M)

The Contractor shall notify the Customers when the Contractor's geographic coverage is modified greater than 10% during the Contract Term.

Bidder understands the Requirement and shall meet or exceed it? Yes_X____ No_____

19.2.7.3 COVERAGE UPDATES (M)

The Contractor shall provide updated coverage maps on a quarterly basis by the 15th day of the month following the end of a quarter (if coverage has been enhanced during the quarter) or as requested by the CALNET CMO.

Bidder understands the Requirement and shall meet or exceed it? Yes__X___ No_____

19.2.7.4 PLANNED SERVICE OUTAGES (M)

The Contractor must notify the CALNET CMO and the affected Customers at least one (1) Business Day in advance of any planned service outages and/or scheduled maintenance that may impact service coverage or quality. This notification must include impacted coverage areas and an estimated duration of the outage.

Bidder understands the Requirement and shall meet or exceed it? Yes_X____ No_____

19.2.7.5 SIGNIFICANT OR CATASTROPHIC NETWORK OUTAGE NOTIFICATION (M)

In the event of a significant or Catastrophic Cellular Network Outage, the Contractor shall provide notification to Cal OES within 120 minutes of reported or identified outage. The Contractor shall provide the following details:

1. Discovery date and time of the outage;
2. Type and description of outage;
3. Affected geographic areas (county, city, etc.);
4. Estimated time to repair, if known;
5. A telephone number for a live representative from the Contractor;
6. Estimated timeframe for additional updates; and,
7. Any other relevant information.

Bidder understands the Requirement and shall meet or exceed it? Yes_X____ No_____

19.2.8 SERVICE LEVEL AGREEMENTS (SLA)

The Contractor shall provide Service Level Agreements (SLAs) as defined below. The intent of this Section 19.2.8 is to provide the Customers, Cal OES, the CALNET CMO and the Contractor with Requirements that define and assist in the management of the SLAs. This Section 19.2.8 includes the SLA formats, general Requirements, and the Technical SLAs for the services identified in this Subcategory 19.2 solicitation.

19.2.8.1 SERVICE LEVEL AGREEMENT FORMAT (M)

The Contractor shall adhere to the following format and include the content as described below for each Technical SLA added by the Contractor throughout the Contract Term:

1. SLA Name - Each SLA Name must be unique;
2. Definition - Describes what performance metric will be measured;
3. Measurements Process - Provides instructions how the Contractor will continuously monitor and measure SLA performance to ensure compliance. The Contractor shall provide details describing how and what will be measured. Details shall include source of data and define the points of measurement within the system, application, or network;
4. Service(s) - All applicable Categories will be listed in each SLA;
5. Objective(s) – Defines the SLA performance goal/parameters;
6. Rights and Remedies
   a. Per Occurrence: Rights and remedies are paid on a per event basis during the bill cycle;
   b. Monthly Aggregated Measurements: Rights and remedies are paid once during the bill cycle based on an aggregate of events over a defined period of time; and,
   c. Root Cause Analysis Deliverable(s): Remediation efforts to mitigate future failures shall be provided to Cal OES within the individual timelines identified in each SLA.

The Contractor shall proactively apply an invoice credit or refund when an SLA objective is not met. CALNET SLA Rights and Remedies do not require the Customer to submit a request for credit or refund.

Bidder understands the Requirement and shall meet or exceed it? Yes_X____ No_____

19.2.8.2 OUTAGE REPORTING METHODS (M)

There are two (2) methods in which service failures or quality of service issues may be reported and the Contractor trouble tickets opened: The Customer reported or Contractor reported.

The first method of outage reporting results from a Customer reporting service trouble to the Contractor via phone call or opening of a trouble ticket.

The second method of outage reporting occurs when the Contractor opens a trouble ticket as a result of network/system alarm or other method of service failure identification.

Bidder understands the Requirement and shall meet or exceed it? Yes__X___ No_____

19.2.8.3 RESPONSE TO SERVICE LEVEL AGREEMENTS (M)

Many of the Service Level Agreements (SLAs) described below include multiple objective levels – Basic, Standard and Premier. The Bidder shall indicate one (1) specific objective level they are committing to for each service in space provided in the "Objective" section of each SLA description.

Bidder understands the Requirement and shall meet or exceed it? Yes_X____ No_____

19.2.8.4 TECHNICAL SLA GENERAL REQUIREMENTS (M)

The Contractor shall adhere to the following general Requirements which apply to all CALNET First Responder Cellular Services (CALFRCS) Technical SLAs (Section 19.2.8.5, *Technical Service Level Agreements*):

1. The total SLA rights and remedies for any given month shall not exceed the sum of 100 percent (100%) of the Total Monthly Recurring Charge (TMRC).
2. If a service fails to meet one (1) or more of the performance objectives, only the SLA with the largest monthly Rights and Remedies will be credited to the Customer, per event;
3. The Contractor shall apply CALFRCS SLAs and remedies for services provided by Subcontractors and/or Affiliates;
4. The Definition, Measurement Process, Objectives, and Rights and Remedies shall apply to all services identified in each SLA. If a Subcategory is listed in the SLA, then all services under that Subcategory are covered under the SLA. Exceptions must be otherwise stated in the SLA;
5. TMRC rights and remedies shall include the service, option(s), and feature(s) charges;
6. To the extent that the Contractor offers additional SLAs, or SLAs with more advantageous rights and/or remedies for same or similar services offered through tariffs, online service guides, or other similarly situated government contracts (Federal, State, County, City), the State will be entitled to the same rights and/or remedies therein. The Contractor shall present the SLAs to the CALNET CMO for possible inclusion via amendments;
7. The election by the CALNET CMO of any SLA remedy covered by this Contract shall not exclude or limit the CALNET CMO's or any of the Customer's rights and remedies otherwise available within the Contract or at law or equity;
8. The Contractor shall act as the single point of contact in coordinating all entities to meet the State's needs for Provisioning, maintenance, restoration and resolution of service issues or that of their Subcontractors, Affiliates or resellers under this Contract;

9. The Customer Escalation Process (SOW Business Requirements Section C.7.3) and/or the CALNET CMO Escalation Process (SOW Business Requirements Section C.7.3.1) shall be considered an additional right and remedy if the Contractor fails to resolve service issues within the SLA objective(s);
10. Trouble reporting and restoration shall be provided 24x7x365 for CALFRCS services;
11. SLAs apply 24x7x365 unless SLA specifies an exception;
12. The Contractor's invoices shall clearly cross reference the SLA credit to the service BTN in accordance with SOW Business Requirements Section C.5, #14, Billing and Invoicing;
13. The Contractor shall provide a CALFRCS SLA Manager responsible for CALFRCS SLA compliance. The SLA Manager shall attend regular meetings and be available upon request to address the CALNET CMO SLA oversight, report issues, and problem resolution concerns. The CALFRCS SLA Manager shall also coordinate SLA support for the Customer's SLA inquiries and issue resolution;
14. The Contractor shall provide the Customer and the CALNET CMO support for SLA inquiries and issue resolution;
15. Any SLAs and remedies negotiated between the Contractor and third party service provider shall be passed through to the CALFRCS Customer; and,
16. For SLA application, the Contractor shall provide an email address to Cal OES for activation notifications of the State Operation Center or a County/City Emergency Operations Center.

Bidder understands the Requirement and shall meet or exceed it? Yes__X___ No_____

19.2.8.5 TECHNICAL SERVICE LEVEL AGREEMENTS (M)

The Contractor shall provide and manage the Technical SLAs identified in Sections 19.2.8.5.1 through 19.2.8.5.7.

19.2.8.5.1 Contractor Network Outage Notification During SOC/EOC Activation (M-S)

SLA Name: Contractor Network Outage Notification During SOC/EOC Activation

Definition: The Contractor shall provide notification to Cal OES of any Subcategory 19.2 service impacting event during a period when the Cal OES has activated the State Operations Center or the County/City Emergency Operations Center for a disaster or catastrophic event and Cal OES has provided email notification to the Contractor. A Subcategory 19.2 service impacting event shall include any maintenance caused outage extending beyond the scheduled maintenance period. Outages occurring during a scheduled maintenance or upgrade period and not caused by the scheduled maintenance shall not be excluded.

Measurement Process: The Outage Duration begins when Cal OES provides email notification to the Contractor that the State Operations Center or the County/City Emergency Operations Center has been activated. The SLA duration will end upon Contractor notification that restoral actitivies for the Subcategory 19.2 service impacting event have begun.

Objective (s): The objective notification time shall be:

	Basic	Standard	Premier	Bidder's
Notification	≤ 2 Hours	≤ 1 Hour	≤ 30 Minutes	B

Rights and Remedies

Per Occurrence:

An agency CATR/ATR or other Cal OES authorized user representative must request financial remedies directly from the Contractor for each End-User's service affected by the Contractor's Subcategory 19.2 service impacting event when SLAs apply.

SLA remedies require the End-User to demonstrate that operational impact occured during the activation of the State Operations Center and/or the County/City Emergency Operations Center.

The Customer must provide the Contractor the Cal OES incident number for the disaster or catastrophic event.

The Customer must provide the Computer Aided Dispatch record number which includes a time stamp as evidence that the End-User's service was interrupted during the same time period and within the vicinity as the Contractor's Subcategory 19.2 service impacting event.

The Customer shall be entitled to a twenty percent (20%) credit of the TMRC if sufficient evidence is provided.

Credits shall not exceed the TMRC for failures in any given month.

Bidder understands the Requirement and shall meet or exceed it? Yes__X___ No_____

19.2.8.5.2 Contractor Statewide Network Outage Notification (M-S)

SLA Name: Contractor Statewide Network Outage Notfication

Definition: The Contractor shall provide notification to Cal OES of any Subcategory 19.2 service impacting event within the Contractor's Cellular Network that results in a total loss of cellular voice and/or data service to End-User's service on a system wide basis throughout the State of California that impacts End-User's ability to support operational needs during an emergency response. Each emergency response must be entered into the Computer Aided Dispatch system as an incident.

A Subcategory 19.2 service impacting event shall include any maintenance caused outage extending beyond the scheduled maintenance period. Outages occurring during a scheduled maintenance or upgrade period and not caused by the scheduled maintenance shall not be excluded.

Measurement Process: The Outage Duration begins with a Contractor's network alarm, trouble ticket opened by the Contractor or by a Customer for Subcategory 19.2 service impacting issues which occur during the operational period and within the vicinity of the outage and documented in the Computer Aided Dispatch record number.

The SLA duration will end upon Contractor notification to Cal OES that restoral actitivies have begun for Subcategory 19.2 service impacting event.

The Contractor shall provide CALNET CMO the method of how this SLA shall be measured by the Contractor and the process of identifying all impacted Customers within sixty (60) calendar days of Contract Award.

Objective (s): The objective notification time shall be:

	Basic (B)	Standard (S)	Premier (P)	Bidder's Objective Commitment (B, S or P)
Notification	≤ 2 Hours	≤ 1 Hour	≤ 30 Minutes	B

Rights and Remedies

Per Occurrence:

An agency CATR/ATR, or other Cal OES authorized user representative must request financial remedies directly from the Contractor for each End-User's service affected by a Contractor Network Outage.

SLA remedies require the End-User to demonstrate that operational impact occured during the activation of the State Operations Center and/or the County/City Emergency Operations Center.

The Customer must provide the Computer Aided Dispatch record number which includes a time stamp as evidence that the End-User's service was interrupted during the same time period and vicinity as the Contractor's Subcategory 19.2 service impacting event.

The Customer shall be entitled to a twenty percent (20%) credit of the TMRC if sufficient evidence is provided.

Credits shall not exceed the TMRC for failures in any given month.

Bidder understands the Requirement and shall meet or exceed it? Yes_X____ No_____

19.2.8.5.3 Contractor Maintenance Caused Outage Notification (M-S)

SLA Name: Contractor Maintenance Caused Outage Notification

Definition: The Contractor shall provide notification to Cal OES for any service impacting event within the Contractor's Cellular Network caused by Contractor Maintenance that results in a loss of cellular voice and/or data service to End-User's service. SLAs shall apply for any maintenance caused outage beyond the scheduled maintenance period. SLAs shall apply for any service outages occurring during a scheduled maintenance or upgrade period that are not caused by the scheduled maintenance. This SLA excludes Contractor's intrusive testing that may occur during the scheduled maintenance window.

Measurement Process: The Outage Duration begins when a network alarm is received by the Contractor from an outage-causing event and the opening of a trouble ticket by a Customer, or the Contractor.

The SLA duration will end upon Contractor notification to Cal OES that restoral actitivies have begun for Subcategory 19.2 service impacting event

The Contractor shall provide CALNET CMO the method of how this SLA shall be measured by the Contractor and the process of identifying all impacted Customers within sixty (60) calendar days of Contract Award.

Objective (s): The objective notification time shall be:

	Basic (B)	**Standard (S)**	**Premier (P)**	**Bidder's Objective Commitment (B, S or P)**
Notification	≤ 2 Hours	≤ 1 Hour	≤ 30 Minutes	B

Rights and Remedies

Per Occurrence:

An agency CATR/ATR, or other Cal OES authorized user representative must request financial remedies directly from the Contractor for each End-User's service affected by a Contractor Network Outage.

The Customer must provide the Computer Aided Dispatch record number which includes a time stamp as evidence that the End-User's service was interrupted during the same time period and vicinity as the Contractor's Subcategory 19.2 service impacting event.

The Customer shall be entitled to a twenty percent (20%) credit of the TMRC if sufficient evidence is provided.

Credits shall not exceed the TMRC for failures in any given month.

Bidder understands the Requirement and shall meet or exceed it? Yes__X___ No_____

19.2.8.5.4 Contractor Cellular Site Failure (M-S)

SLA Name: Contractor Cellular Site Failure

Definition: The interruption of Subcategory 19.2 services caused by any Macro or Micro Cellular Site failure that lasts longer than the committed SLA objective, during a period when Cal OES has activated the State Operations Center or the County/City Emergency Operations Center and Cal OES has provided email notification to the Contractor.

Measurement Process: The outage duration begins when Cal OES provides email notification to the Contractor that the State Operations Center or the County/City Emergency Operations Center has been activated. The SLA duration will end upon restoral of services for the Subcategory 19.2 service impacting event.

This SLA excludes durations in which the Contractor is not allowed access to the site due to emergency conditions. The Contractor shall exercise all reasonable efforts to restore services and shall commence restoral when emergency conditions permit.

Objective (s): The objective restoral time shall be:

	Basic (B)	**Standard (S)**	**Premier (P)**	**Bidder's Objective Commitment (B, S or P)**
Restoral	≤ 24 Hours	≤12 Hours	≤ 4 Hours	B

Rights and Remedies

Per Occurrence:

An agency CATR/ATR or other Cal OES authorized user representative must request financial remedies directly from the Contractor for each End-User's service affected by the Contractor's Subcategory 19.2 service impacting event when SLAs apply.

SLA remedies require the End-User to demonstrate that operational impact occured during the activation of the State Operations Center and/or the County/City Emergency Operations Center.

The Customer must provide the Contractor the Cal OES incident number.

The Customer must provide the Computer Aided Dispatch record which includes a time stamp as evidence that the End-User's service was interrupted during the same time period and within the vicinity as the Contractor's Subcategory 19.2 service impacting event.

The Customer shall be entitled to a twenty percent (20%) credit of the TMRC if sufficient evidence is provided.

Credits shall not exceed the TMRC for failures in any given month.

Bidder understands the Requirement and shall meet or exceed it? Yes_X____ No_____

19.2.8.5.5 User Portal Development Plan (M)

SLA Name: User Portal Development Plan	
Definition: The Contractor shall provide a User Portal Development Plan as detailed in Section 19.2.2.7 within six (6) months of Contract Award.	
Measurement Process: Within six (6) months from time of Contract Award until the Contractor submits the User Portal Development Plan to Cal OES. This objective excludes timeframes for review and mutual approval.	
Objective (s): The Contractor shall submit the User Portal Development Plan within six (6) months of Contract Award.	
Rights and Remedies	**Per Occurrence:** For failure to submit User Portal Development Plan on time, the Contractor shall pay CDT liquidated damages in the amount of $5,000.00 per additional day, until the Contractor submits User Portal Development Plan to Cal OES. The Contractor shall pay remedies to CDT within thirty (30) calendar days of CDT's notification of assessment of liquidated damages.
	Monthly Aggregated Measurements: N/A

Bidder understands the Requirement and shall meet or exceed it? Yes__X___ No_____

19.2.8.5.6 User Portal Development Implementation (M)

SLA Name: User Portal Development Implementation	
Definition: The Contractor shall complete all requirements and deliverables by the negotiated dates as defined in the User Portal Development Plan, Section 19.2.2.7.	
Measurement Process: Each milestone shall be considered fully implemented upon Cal OES acceptance of the final requirements and deliverables on or before the negotiated due date(s).	
Objective (s): The Contractor shall fully implement each milestone by the negotiated due date(s).	
Rights and Remedies	**Per Occurrence:** For each "milestone" not fully implemented on time, the Contractor shall pay CDT in the amount of $1,000.00 per milestone, not to exceed $7,000.00 for the entire plan. The Contractor shall pay CDT an additional $1,000.00 per late milestone every thirty (30) calendar days until the milestone has been fully implemented. The Contractor shall pay remedies to CDT within thirty (30) calendar days of CDT's notification(s).
	Monthly Aggregated Measurements: N/A

Bidder understands the Requirement and shall meet or exceed it? Yes_X____ No_____

19.2.8.5.7 Provisioning (M)

SLA Name: Provisioning	
Definition: The Contractor's failure to complete the Provisioning and activation of new services and changes by the established time interval.	
Measurement Process: The Contractor shall meet the time interval for each individual Service Request in accordance to the Contract Sections identified below or as negotiated between the Customer and the Contractor in writing. The Contractor shall proactively monitor, identify, and credit the Customer for each occurrence when the Contractor fails to meet the objective. Provisioning SLAs have two (2) objectives: Objective 1 – Existing Service and Equipment; and, Objective 2 – New Services and Equipment.	
Objective (s): **Objective 1: <u>Existing Services</u> as indicated below:** Emergency Reactivation – within four (4) hours of request by PSE Non-Emergency Reactivation – within 24 hours of request by PSE Suspension – within 24 hours of request by PSE Termination – within 24 hours of request by PSE Replacement/Upgrade Equipment – within five (5) Business Days of receipt of PSE order for in-stock devices (device to be shipped inactive, unless PSE requests activation prior to shipment) **Objective 2: <u>New Services</u> as indicated below:** Service Activation Emergency – within four (4) hours Service Activation Non-Emergency – within five (5) Business Days of receipt of PSE order (delivered to PSE – ready for use) Delivery Time Non-Emergency – delivered within five (5) Business Days of PSE order for in-stock devices	
Rights and Remedies	**Per Occurrence:** Per Occurrence/Individual Service Requests/PSE Order: For missed service plan activations, changes or replacements/upgrades, the Contractor shall credit 100 percent (100%) of the Customers monthly plan rate for one month. For Equipment the Contractor shall credit ten percent (10%) of the Non-recurring Cost to purchase the Equipment. Remedies shall be credited to the Customer within sixty (60) calendar days of the missed Due Date.
	Monthly Aggregated Measurements: N/A

Bidder understands the Requirement and shall meet or exceed it? Yes__X___ No_____

19.2.8.6 UNSOLICITED SERVICE ENHANCEMENT SLA(S) (M)

All unsolicited service enhancements shall be considered a feature of the service, and therefore shall be included as such under the SLAs as defined in this Section 19.2.8.

Bidder understands the Requirement and shall meet or exceed it? Yes_X____ No_____

19.2.8.7 PROPOSED UNSOLICITED OFFERINGS (M)

The Contractor shall provide SLAs as defined in Section 19.2.8, *Service Level Agreements,* for each unsolicited offering determined by the CALNET CMO not to be a feature of a service or a component of an unbundled service identified in the SOW Technical Requirements. SLA tables shall be amended after Contract Award to include all new unsolicited services.

Bidder understands the Requirement and shall meet or exceed it? Yes_X____ No_____

19.2.8.8 CONTRACT AMENDMENT SERVICE ENHANCEMENT SLAS (M)

All Contract amendment service enhancements shall be considered a feature of the service, therefore included as such under the SLAs as defined in Section 19.2.8.5.

Bidder understands the Requirement and shall meet or exceed it? Yes_X____ No_____

19.2.8.9 ACCEPTANCE OF SLA LANGUAGE FOR UNSOLICITED SERVICES (M)

After award, the CALNET CMO will determine, for the purpose of applying SLAs, if a Bidder's unsolicited line item is a "service" or a feature of a Mandatory service. Upon determination by the CALNET CMO, the Contractor shall update the existing SLAs with the CALNET CMO approved modifications for the SLAs in this Section 19.2.8. Changes may include addition of service names, addition of objectives if current objectives do not apply, and Provisioning intervals.

The Contractor shall add the unsolicited services, as determined by CALNET CMO, to the "Service(s)" component of the SLA. If an unsolicited item, or group of unsolicited items, is determined to be a "service" the Contractor will honor the objective commitment made for the Mandatory service. If an SLA requires additional objectives or Provisioning intervals, then the CALNET CMO and the Contractor shall negotiate the objective and/or interval. If the CALNET CMO and the Contractor cannot mutually agree to an objective or interval, then the item and or group of items under the service shall be considered a feature of the Mandatory service and therefore shall be included as such under the SLA's as defined in each Subcategory.

All unsolicited service features shall be included as such under the SLAs as defined for each service in each SLA. If the CALNET CMO determines additional objectives or Provisioning intervals are required for the unsolicited feature, then the CALNET CMO and the Contractor shall negotiate the objective or Provisioning interval.

Bidder understands the Requirement and shall meet or exceed it? Yes_X____ No_____

TABLE OF CONTENTS

Table 19.2.2.13 – Criminal Justice Information Services (CJIS) Compliance Solution....1
Table 19.2.2.21 – Push-To-Talk Solution....2
Table 19.2.2.24 – Cellular Building Amplification Services....4
Table 19.2.3.2.1 – Voice and Text Service Plan for Basic Phones....5
Table 19.2.3.2.2 – Voice, Text and Data Service Plans....8
Table 19.2.3.2.3 – Data Only Service Plans....15
Table 19.2.3.2.4 – Machine-to-Machine and Internet of Things (M2MIoT) Service Plans....21
Table 19.2.3.2.7 – Domestic to International Calling and Messaging Services....29
Table 19.2.3.2.8 – International Roaming....30
Table 19.2.3.2.9 – Suspended Service Plan....33
Table 19.2.3.3 – Customized Service Plans....34
Table 19.2.5 – Equipment....35
Table 19.2.5.7 – Expedite Fees....36

Table 19.2.2.13 – Criminal Justice Information Services (CJIS) Compliance Solution

Contractor's Description of Service, include required service description, features and additional features offered by the Contractor: Software interface that customers can purchase for any compatible device, that allows customers to review and deploy end-user device security capabilities, securing the mobile radio frequency interfaces, securing the connections between the cell sites and core network systems and gateways, and monitoring mission critical systems with a variety of sophisticated tools and solutions.
Geographic Availability: Verizon's Nationwide Network Coverage
Service Limitations and Restrictions: Full solution under development
State Associated Administrative Fee (SAAF) Charge: Services identified below with "Yes" in the SAAF Applied column will have a 2.5% fee applied to the Monthly Recurring Charge or usage. Charges below do not include the SAAF. The SAAF will appear as a separate line on the customer's invoice.

Table 19.2.2.13 – Criminal Justice Information Services (CJIS) Compliance Solution									
Line Item #	**Feature Name**	**Product Identifier**	**Restrictions, Limitations and Additional Information**	**Non-Recurring Charge**	**Monthly Recurring Charge**	**Unit of Measure**	**SAAF Applied (Yes/No)**	**Delegation Needed (Yes/No)**	**Required or Discretionary**
Table 19.2.2.13 – Criminal Justice Information Services (CJIS) Compliance Solution									
1	**CJIS/CLETS Compliance Solution**	GOLD	All features of the Mobility VPN base product, plus the Policy, Network Access Control (NAC) and Mobile Analysis Modules.	N/A	$6.93	Month	Yes	No	Required

Table 19.2.2.21 – Push-To-Talk Solution

Contractor's Description of Service, include required service description, features and additional features offered by the Contractor: Using a compatible device, Push to Talk Plus connects you to contacts with one-button calling over the Verizon 4G LTE network or a compatible Wi-Fi hotspot
Geographic Availability: Verizon's Nationwide Network Coverage
Service Limitations and Restrictions: Equipment must be Verizon Compatible/Authenticated. Additional Limitations and Restrictions listed below. Click HERE for current device options.
State Associated Administrative Fee (SAAF) Charge: Services identified below with "Yes" in the SAAF Applied column will have a 2.5% fee applied to the Monthly Recurring Charge or usage. Charges below do not include the SAAF. The SAAF will appear as a separate line on the customer's invoice.

Table 19.2.2.21 –Push-To-Talk Solution

Line Item #	Feature Name	Product Identifier	Restrictions, Limitations and Additional Information	Non-Recurring Charge	Monthly Recurring Charge	Unit of Measure	SAAF Applied (Yes/No)	Delegation Needed (Yes/No)	Required or Discretionary
Table 19.2.2.21 – Push-To-Talk Solution									
1	**Push-to-Talk Solution**	CAFR50	Push to Talk Plus: Push to Talk Plus (PTT+) capable Equipment required. Push to Talk Plus capable Equipment can only be used with a Push to Talk Plus calling plan. Subscribers switching from a Push to Talk Plus Calling Plan to another calling plan may not be able to use certain Push to Talk Plus capable Equipment with the new plan. Push to Talk Plus calls may only be made with other Verizon Wireless Push to Talk Plus subscribers. Push to Talk Plus Subscribers may initiate or participate on a call, simultaneously, with as many as 250 total participants (total is limited to (50) if interoperating between 3G and 4G participants). Push to Talk Plus is only available within the National Enhanced Services Rate and	N/A	$17.99	Month	Yes	No	Required

Table 19.2.2.21 –Push-To-Talk Solution

Line Item #	Feature Name	Product Identifier	Restrictions, Limitations and Additional Information	Non-Recurring Charge	Monthly Recurring Charge	Unit of Measure	SAAF Applied (Yes/No)	Delegation Needed (Yes/No)	Required or Discretionary
			Coverage Area and WiFi access points. There will be a delay from the time a Push to Talk Plus call is initiated until the Push to Talk Plus call is first received by the called party. Only one person can speak at a time during a Push to Talk Plus call. In-Call Talker Override (Talker Priority) allows a pre-determined user priority to take the floor to communicate urgent message over participant. Push to Talk Plus services cannot be used for (i) access to the Internet, intranets or other data networks, except as the device's native applications & capabilities permit, (ii) any applications that tether Equipment to laptops, personal computers or other devices for any purpose.						

Table 19.2.2.24 – Cellular Building Amplification Services

Contractor's Description of Service, include required service description, features and additional features offered by the Contractor: Single unit to support approximately up to 31,500 square feet of circular coverage area with 42 active users/connections. The number of idle devices supported may vary based on the location's usage pattern
Geographic Availability: Available in buildings as determined by requirements in the IFB.
Service Limitations and Restrictions: *Coverage may differ depending on building materials and obstructions. **Each unit delivers its own capacity.
State Associated Administrative Fee (SAAF) Charge: Services identified below with "Yes" in the SAAF Applied column will have a 2.5% fee applied to the Monthly Recurring Charge or usage. Charges below do not include the SAAF. The SAAF will appear as a separate line on the customer's invoice.

Table 19.2.2.24 – Cellular Building Amplification Services

Line Item #	Feature Name	Product Identifier	Restrictions, Limitations and Additional Information	Non-Recurring Charge	Monthly Recurring Charge	Unit of Measure	SAAF Applied (Yes/No)	Delegation Needed (Yes/No)	Required or Discretionary
1	**Cellular Building Amplification Services**	BCA0001	Providing cellular in-building amplification services are at the sole discretion of Verizon Wireless.	N/A	N/A	N/A	No	No	Required

Table 19.2.3.2.1 – Voice and Text Service Plan for Basic Phones

Contractor's Description of Service, include required service description, features and additional features offered by the Contractor: Wireless Service for Basic Devices (See Below)
Geographic Availability: Verizon's Nationwide Network Coverage
Service Limitations and Restrictions: Equipment must be Verizon Compatible/Authenticated. Additional Limitations and Restrictions listed below. Click HERE for current device options.
State Associated Administrative Fee (SAAF) Charge: Services identified below with "Yes" in the SAAF Applied column will have a 2.5% fee applied to the Monthly Recurring Charge or usage. Charges below do not include the SAAF. The SAAF will appear as a separate line on the customer's invoice**.**

Table 19.2.3.2.1 –Voice and Text Service Plan for Basic Phones									
Line Item #	**Feature Name**	**Product Identifier**	**Restrictions, Limitations and Additional Information**	**Non-Recurring Charge**	**Monthly Recurring Charge**	**Unit of Measure**	**SAAF Applied (Yes/No)**	**Delegation Needed (Yes/No)**	**Required or Discretionary**
Table 19.2.3.2.1.a –Voice and Text Service Plan for Basic Phones									
1	**Voice and Text Service Plan for Basic Phones**	CAFR01	*Monthly rate covers 1 user for network access on a Basic phone. *100MB of domestic data allowance *Verizon will reduce speeds should 100MB of data usage be reached in the current month/bill cycle to 200kbps *Coverage includes the Verizon Wireless 4G network *Also includes: Basic Voicemail, Call forwarding, call waiting, and VoLTE with compatible equipment *Calls and SMS/MMS messages to Canada and Mexico that originate domestically are included.	N/A	$15.99	Month	Yes	No	Required

Table 19.2.3.2.1 –Voice and Text Service Plan for Basic Phones

Line Item #	Feature Name	Product Identifier	Restrictions, Limitations and Additional Information	Non-Recurring Charge	Monthly Recurring Charge	Unit of Measure	SAAF Applied (Yes/No)	Delegation Needed (Yes/No)	Required or Discretionary
2	PTT+ LAND MOBILE RADIO FEATURE	CA0113	Add on feature. Push to Talk Plus (PTT+) capable Equipment required. Push to Talk Plus capable Equipment can only be used with a Push to Talk Plus calling plan. Additional information available regarding using Push-to-Talk Plus.	N/A	$4.50	Month	Yes	No	Required
3	FIELD FORCE MGR LTD FEATURE	CA0114	Field Force Manager (FFM) is available on basic phones, smartphones, and tablets on android and iOS operating systems. FFM requires a data package. Data usage for FFM is billed according to the rules governing the customer's plan, not the rules governing the customer's FFM features.	N/A	$15.00	Month	Yes	No	Required
4	FIELD FORCE MGR BAS FEATURE	CA0115	Field Force Manager (FFM) is available on basic phones, smartphones, and tablets on android and iOS operating systems. FFM requires a data package. Data usage for FFM is billed according to the rules governing the customer's plan, not the rules governing the customer's FFM features.	N/A	$20.00	Month	Yes	No	Required

Table 19.2.3.2.1 –Voice and Text Service Plan for Basic Phones

Line Item #	Feature Name	Product Identifier	Restrictions, Limitations and Additional Information	Non-Recurring Charge	Monthly Recurring Charge	Unit of Measure	SAAF Applied (Yes/No)	Delegation Needed (Yes/No)	Required or Discretionary
5	FIELD FORCE MGR PRO FEATURE	CA0116	Field Force Manager (FFM) is available on basic phones, smartphones, and tablets on android and iOS operating systems. FFM requires a data package. Data usage for FFM is billed according to the rules governing the customer's plan, not the rules governing the customer's FFM features.	N/A	$19.25	Month	Yes	No	Required
6	PTT PLUS BASIC 4G ENTERPRISE FEATURE	CA0118	Add on feature. Push to Talk Plus (PTT+) capable Equipment required. Push to Talk Plus capable Equipment can only be used with a Push to Talk Plus calling plan. Additional information available regarding using Push-to-Talk Plus.	N/A	$5.00	Month	Yes	No	Required

Table 19.2.3.2.2 – Voice, Text and Data Service Plans

Contractor's Description of Service, include required service description, features and additional features offered by the Contractor: Wireless Service for Smartphones
Geographic Availability: Verizon's Nationwide Network Coverage
Service Limitations and Restrictions: Equipment must be Verizon Compatible/Authenticated. Additional Limitations and Restrictions listed below. Click HERE for current device options.
State Associated Administrative Fee (SAAF) Charge: Services identified below with "Yes" in the SAAF Applied column will have a 2.5% fee applied to the Monthly Recurring Charge or usage. Charges below do not include the SAAF. The SAAF will appear as a separate line on the customer's invoice.

Table 19.2.3.2.2 – Voice, Text and Data Service Plans									
Line Item #	**Feature Name**	**Product Identifier**	**Restrictions, Limitations and Additional Information**	**Non-Recurring Charge**	**Monthly Recurring Charge**	**Unit of Measure**	**SAAF Applied (Yes/No)**	**Delegation Needed (Yes/No)**	**Required or Discretionary**
Table 19.2.3.2.2.a – Voice, Text and Data Service Plans									
1	**Voice, Text and Data 2 GB Service Plan**	CAFR02	*Monthly rate covers 1 user for network access on a Smartphone *2GB domestic data allowance *Verizon will reduce speeds should 2GB of data usage be reached in the current month/bill cycle to 200kbps *Mobile hotspot/tethering included (utilizes plan's data allowance)*Coverage includes the Verizon Wireless 4G network *Also includes: Visual Voicemail with compatible equipment, Call forwarding, call waiting, and VoLTE/WiFi calling with compatible equipment *Calls and SMS/MMS messages to Canada and Mexico that originate domestically are included.	N/A	$35.00	Month	Yes	No	Required

Table 19.2.3.2.2 – Voice, Text and Data Service Plans

Line Item #	Feature Name	Product Identifier	Restrictions, Limitations and Additional Information	Non-Recurring Charge	Monthly Recurring Charge	Unit of Measure	SAAF Applied (Yes/No)	Delegation Needed (Yes/No)	Required or Discretionary
2	**Voice, Text and Data 5 GB Service Plan**	CAFR03	*Monthly rate covers 1 user for network access on a Smartphone *5GB domestic data allowance *Verizon will reduce speeds should 5GB of data usage be reached in the current month/bill cycle to 200kbps *Mobile hotspot/tethering included (utilizes plan's data allowance) *Coverage includes the Verizon Wireless 4G network *Also includes: Visual Voicemail with compatible equipment, Call forwarding, call waiting, and VoLTE/WiFi calling with compatible equipment*Calls and SMS/MMS messages to Canada and Mexico that originate domestically are included.	N/A	$40.00	Month	Yes	No	Required

Table 19.2.3.2.2 – Voice, Text and Data Service Plans

Line Item #	Feature Name	Product Identifier	Restrictions, Limitations and Additional Information	Non-Recurring Charge	Monthly Recurring Charge	Unit of Measure	SAAF Applied (Yes/No)	Delegation Needed (Yes/No)	Required or Discretionary
3	**Voice, Text and Data 10 GB Service Plan**	CAFR04	*Monthly rate covers 1 user for network access on a Smartphone *10GB domestic data allowance *Verizon will reduce speeds should 10GB of data usage be reached in the current month/bill cycle to 200kbps *Mobile hotspot/tethering included (utilizes plan's data allowance) *Coverage includes the Verizon Wireless 4G network *Also includes: Visual Voicemail with compatible equipment, Call forwarding, call waiting, and VoLTE/WiFi calling with compatible equipment.*Calls and SMS/MMS messages to Canada and Mexico that originate domestically are included.	N/A	$50.00	Month	Yes	No	Required

Table 19.2.3.2.2 – Voice, Text and Data Service Plans

Line Item #	Feature Name	Product Identifier	Restrictions, Limitations and Additional Information	Non-Recurring Charge	Monthly Recurring Charge	Unit of Measure	SAAF Applied (Yes/No)	Delegation Needed (Yes/No)	Required or Discretionary
4	**Voice, Text and Data 20 GB Service Plan**	CAFR05	*Monthly rate covers 1 user for network access on a Smartphone *20GB domestic data allowance *Verizon will reduce speeds should 20GB of data usage be reached in the current month/bill cycle to 200kbps *Mobile hotspot/tethering included (utilizes plan's data allowance) *Coverage includes the Verizon Wireless 4G network*Also includes: Visual Voicemail with compatible equipment, Call forwarding, call waiting, and VoLTE/WiFi calling with compatible equipment *Calls and SMS/MMS messages to Canada and Mexico that originate domestically are included.	N/A	$80.00	Month	Yes	No	Required

Table 19.2.3.2.2 – Voice, Text and Data Service Plans

Line Item #	Feature Name	Product Identifier	Restrictions, Limitations and Additional Information	Non-Recurring Charge	Monthly Recurring Charge	Unit of Measure	SAAF Applied (Yes/No)	Delegation Needed (Yes/No)	Required or Discretionary
5	**Voice, Text and Data 50 GB Service Plan**	CAFR06	*Monthly rate covers 1 user for network access on a Smartphone *50GB domestic data allowance *Verizon will reduce speeds should 50GB of data usage be reached in the current month/bill cycle to 200kbps * Mobile hotspot/tethering included (utilizes plan's data allowance) *Coverage includes the Verizon Wireless 4G network *Also includes: Visual Voicemail with compatible equipment, Call forwarding, call waiting, and VoLTE/WiFi calling with compatible equipment*Calls and SMS/MMS messages to Canada and Mexico that originate domestically are included.	N/A	$110.00	Month	Yes	No	Required
6	**Voice, Text and Data Limitless Service Plan**	SP UNL	*Monthly rate covers 1 user for network access using a Smartphone device *Unlimited 4G data allowance *Video applications will stream at 480p *Service plan does not to support continuous, unattended connections, including, but not limited to, automatic data feeds, mobile video transmissions for non-emergency use, and automated machine-to-machine connections. *Coverage includes the Verizon Wireless network	N/A	$39.99	Month	Yes	No	Required

Table 19.2.3.2.2 – Voice, Text and Data Service Plans

Line Item #	Feature Name	Product Identifier	Restrictions, Limitations and Additional Information	Non-Recurring Charge	Monthly Recurring Charge	Unit of Measure	SAAF Applied (Yes/No)	Delegation Needed (Yes/No)	Required or Discretionary
7	PTT+ LAND MOBILE RADIO FEATURE	CA0113	Add on feature. Push to Talk Plus (PTT+) capable Equipment required. Push to Talk Plus capable Equipment can only be used with a Push to Talk Plus calling plan. Additional information available regarding using Push-to-Talk Plus.	N/A	$4.50	Month	Yes	No	Required
8	PTT PLUS 4G ENTERPRISE FEATURE	CA0122	Add on feature. Push to Talk Plus (PTT+) capable Equipment required. Push to Talk Plus capable Equipment can only be used with a Push to Talk Plus calling plan. Additional information available regarding using Push-to-Talk Plus.	N/A	$5.00	Month	Yes	No	Required
9	FIELD FORCE MGR LTD AD FEATURE	CA0134	Field Force Manager (FFM) is available on basic phones, smartphones, and tablets on android and iOS operating systems. FFM requires a data package. Data usage for FFM is billed according to the rules governing the customer's plan, not the rules governing the customer's FFM features.	N/A	$15.00	Month	Yes	No	Required

Table 19.2.3.2.2 – Voice, Text and Data Service Plans

Line Item #	Feature Name	Product Identifier	Restrictions, Limitations and Additional Information	Non-Recurring Charge	Monthly Recurring Charge	Unit of Measure	SAAF Applied (Yes/No)	Delegation Needed (Yes/No)	Required or Discretionary
10	FIELD FORCE MGR BAS AD FEATURE	CA0135	Field Force Manager (FFM) is available on basic phones, smartphones, and tablets on android and iOS operating systems. FFM requires a data package. Data usage for FFM is billed according to the rules governing the customer's plan, not the rules governing the customer's FFM features.	N/A	$20.00	Month	Yes	No	Required
11	FIELD FORCE MGR PRO AD FEATURE	CA0136	Field Force Manager (FFM) is available on basic phones, smartphones, and tablets on android and iOS operating systems. FFM requires a data package. Data usage for FFM is billed according to the rules governing the customer's plan, not the rules governing the customer's FFM features.	N/A	$19.25	Month	Yes	No	Required

Table 19.2.3.2.3 – Data Only Service Plans

Contractor's Description of Service, include required service description, features and additional features offered by the Contractor: Data Services for Wireless Devices
Geographic Availability: Verizon's Nationwide Network Coverage
Service Limitations and Restrictions: Service plans do not support continuous, unattended network connections, including, but not limited to, automatic data feeds, mobile video transmissions for non-emergency use, and automated machine-to-machine connections (refer to service plans available under Section 19.2.3.2.4 – Machine-to-Machine and Internet of Things Service Plans). Click HERE for current device options.
State Associated Administrative Fee (SAAF) Charge: Services identified below with "Yes" in the SAAF Applied column will have a 2.5% fee applied to the Monthly Recurring Charge or usage. Charges below do not include the SAAF. The SAAF will appear as a separate line on the customer's invoice.

Table 19.2.3.2.3 – Data Only Service Plans									
Line Item #	**Feature Name**	**Product Identifier**	**Restrictions, Limitations and Additional Information**	**Non-Recurring Charge**	**Monthly Recurring Charge**	**Unit of Measure**	**SAAF Applied (Yes/No)**	**Delegation Needed (Yes/No)**	**Required or Discretionary**
Table 19.2.3.2.3.a – Data Only Service Plans									
1	**Data Only 2 GB Service Plan**	CAFR07	*Monthly rate covers 1 user for domestic network access on a MiFi, Aircard, Jetpack, or tablet. *2GB domestic data allowance *Verizon will reduce speeds should 2GB of data usage be reached in the current month/bill cycle to 200kbps *Mobile hotspot/tethering included (utilizes plan's data allowance) *Coverage includes the Verizon Wireless 4G network. *Dedicated internet connections (including but not limited to, stationary wireless networking router devices), streaming video (including but not limited to, body cameras and stationary video surveillance cameras), and IoT devices are expressly	N/A	$20.00	Month	Yes	No	Required

Table 19.2.3.2.3 – Data Only Service Plans

Line Item #	Feature Name	Product Identifier	Restrictions, Limitations and Additional Information	Non-Recurring Charge	Monthly Recurring Charge	Unit of Measure	SAAF Applied (Yes/No)	Delegation Needed (Yes/No)	Required or Discretionary
			prohibited on this rate plan.						
2	**Data Only 5 GB Service Plan**	CAFR08	*Monthly rate covers 1 user for domestic network access on a MiFi, Aircard, Jetpack, or tablet. *5GB domestic data allowance *Verizon will reduce speeds should 5GB of data usage be reached in the current month/bill cycle to 200kbps *Mobile hotspot/tethering included (utilizes plan's data allowance) *Coverage includes the Verizon Wireless 4G network. *Dedicated internet connections (including but not limited to, stationary wireless networking router devices), streaming video (including but not limited to, body cameras and stationary video surveillance cameras), and IoT devices are expressly prohibited on this rate plan.	N/A	$30.00	Month	Yes	No	Required
3	**Data Only 10 GB Service Plan**	CAFR09	*Monthly rate covers 1 user for domestic network access on a MiFi, Aircard, Jetpack, or tablet. *10GB domestic data allowance *Verizon will reduce speeds should 10GB of data usage be reached in the current month/bill cycle to 200kbps *Mmobile hotspot/tethering	N/A	$55.00	Month	Yes	No	Required

Table 19.2.3.2.3 – Data Only Service Plans

Line Item #	Feature Name	Product Identifier	Restrictions, Limitations and Additional Information	Non-Recurring Charge	Monthly Recurring Charge	Unit of Measure	SAAF Applied (Yes/No)	Delegation Needed (Yes/No)	Required or Discretionary
			included (utilizes plan's data allowance) *Coverage includes the Verizon Wireless 4G network. *Dedicated internet connections (including but not limited to, stationary wireless networking router devices), streaming video (including but not limited to, body cameras and stationary video surveillance cameras), and IoT devices are expressly prohibited on this rate plan						
4	**Data Only 20 GB Service Plan**	CAFR10	*Monthly rate covers 1 user for domestic network access on a MiFi, Aircard, Jetpack, or tablet. *20GB domestic data allowance *Verizon will reduce speeds should 20GB of data usage be reached in the current month/bill cycle to 200kbps *Mobile hotspot/tethering included (utilizes plan's data allowance) *Coverage includes the Verizon Wireless 4G network. *Dedicated internet connections (including but not limited to, stationary wireless networking router devices), streaming video (including but not limited to, body cameras and stationary video surveillance cameras), and IoT devices are expressly	N/A	$95.00	Month	Yes	No	Required

Table 19.2.3.2.3 – Data Only Service Plans

Line Item #	Feature Name	Product Identifier	Restrictions, Limitations and Additional Information	Non-Recurring Charge	Monthly Recurring Charge	Unit of Measure	SAAF Applied (Yes/No)	Delegation Needed (Yes/No)	Required or Discretionary
			prohibited on this rate plan.						
5	**Data Only 50 GB Service Plan**	CAFR11	*Monthly rate covers 1 user for domestic network access on a MiFi, Aircard, Jetpack, or tablet. *50GB domestic data allowance *Verizon will reduce speeds should 50GB of data usage be reached in the current month/bill cycle to 200kbps *Mobile hotspot/tethering included (utilizes plan's data allowance). *Coverage includes the Verizon Wireless 4G network. *Dedicated internet connections (including but not limited to, stationary wireless networking router devices), streaming video (including but not limited to, body cameras and stationary video surveillance cameras), and IoT devices are expressly prohibited on this rate plan. *No domestic roaming charges *Coverage includes the Verizon Wireless 4G network	N/A	$150.00	Month	Yes	No	Required
6	**Data Only 100 GB Service Plan**	CAFR12	*Monthly rate covers 1 user for domestic network access on a MiFi, Aircard, Jetpack, or tablet*100GB domestic data allowance *Verizon will reduce speeds should 2GB of	N/A	$350.00	Month	Yes	No	Required

Table 19.2.3.2.3 – Data Only Service Plans

Line Item #	Feature Name	Product Identifier	Restrictions, Limitations and Additional Information	Non-Recurring Charge	Monthly Recurring Charge	Unit of Measure	SAAF Applied (Yes/No)	Delegation Needed (Yes/No)	Required or Discretionary
			data usage be reached in the current month/bill cycle to 200kbps *Mobile hotspot/tethering included (utilizes plan's data allowance) *Coverage includes the Verizon Wireless 4G network. *Dedicated internet connections (including but not limited to, stationary wireless networking router devices), streaming video (including but not limited to, body cameras and stationary video surveillance cameras), and IoT devices are expressly prohibited on this rate plan.						
7	**Data Only Limitless Service Plan**	MBB UNL	*Monthly rate covers 1 user for network access using a mobile broadband device (e.g. MiFI, aircard, Jetpack) *Unlimited 4G data allowance *Video applications will stream at 720p *Service plan does not to support continuous, unattended connections, including, but not limited to, automatic data feeds, mobile video transmissions for non-emergency use, and automated machine-to-machine connections. *Coverage includes the Verizon Wireless network	N/A	$37.99	Month	Yes	No	Required
8	FIELD FORCE MGR LTD AD FEATURE	CA0134	Field Force Manager (FFM) is available on basic	N/A	$15.00	Month	Yes	No	Required

Table 19.2.3.2.3 – Data Only Service Plans

Line Item #	Feature Name	Product Identifier	Restrictions, Limitations and Additional Information	Non-Recurring Charge	Monthly Recurring Charge	Unit of Measure	SAAF Applied (Yes/No)	Delegation Needed (Yes/No)	Required or Discretionary
			phones, smartphones, and tablets on android and iOS operating systems. FFM requires a data package. Data usage for FFM is billed according to the rules governing the customer's plan, not the rules governing the customer's FFM features.						
9	FIELD FORCE MGR BAS AD FEATURE	CA0135	Field Force Manager (FFM) is available on basic phones, smartphones, and tablets on android and iOS operating systems. FFM requires a data package. Data usage for FFM is billed according to the rules governing the customer's plan, not the rules governing the customer's FFM features.	N/A	$20.00	Month	Yes	No	Required
10	FIELD FORCE MGR PRO AD FEATURE	CA0136	Field Force Manager (FFM) is available on basic phones, smartphones, and tablets on android and iOS operating systems. FFM requires a data package. Data usage for FFM is billed according to the rules governing the customer's plan, not the rules governing the customer's FFM features.	N/A	$19.25	Month	Yes	No	Required

Table 19.2.3.2.4 – Machine-to-Machine and Internet of Things (M2MIoT) Service Plans

Contractor's Description of Service, include required service description, features and additional features offered by the Contractor: Machine-to-Machine Wireless Data Service
Geographic Availability: Verizon's Nationwide Network Coverage
Service Limitations and Restrictions: Equipment must be Verizon Compatible/Authenticated. Additional Limitations and Restrictions listed below.
State Associated Administrative Fee (SAAF) Charge: Services identified below with "Yes" in the SAAF Applied column will have a 2.5% fee applied to the Monthly Recurring Charge or usage. Charges below do not include the SAAF. The SAAF will appear as a separate line on the customer's invoice.

Table 19.2.3.2.4 – Machine-to-Machine and Internet of Things Service Plans									
Line Item #	**Feature Name**	**Product Identifier**	**Restrictions, Limitations and Additional Information**	**Non-Recurring Charge**	**Monthly Recurring Charge**	**Unit of Measure**	**SAAF Applied (Yes/No)**	**Delegation Needed (Yes/No)**	**Required or Discretionary**
Table 19.2.3.2.4.a – Machine-to-Machine and Internet of Things Service Plans									
1	**M2MIoT 1 MB Service Plan**	CAFR13	* Monthly rate covers 1 user for domestic network access * Government Subscribers may supply their own compatible and authenticated Equipment (COAM) certified by Verizon Wireless to be activated on these plans. Smartphone, Netbooks, MiFi, Aircard, Jetpack, and tablet devices are not eligible and are prohibited for use on M2M and IoT Service Plans. *1MB of 4G domestic data allowance * Data is not pooled with any other plans and is only pooled with other Product Identifiers CAFR13, CAFR14, CAFR15, and CAFR16 M2M and IoT data allowance plans on the account. 4G service requires 4G	N/A	$3.00	Month	Yes	No	Required

Table 19.2.3.2.4 – Machine-to-Machine and Internet of Things Service Plans

Line Item #	Feature Name	Product Identifier	Restrictions, Limitations and Additional Information	Non-Recurring Charge	Monthly Recurring Charge	Unit of Measure	SAAF Applied (Yes/No)	Delegation Needed (Yes/No)	Required or Discretionary
			Telemetry equipment and 4G coverage. *Coverage includes the Verizon Wireless network						
2	**Overage Charge for M2MIoT 1 MB Service Plan**	OCAFR13	* per Megabyte	$1.00	N/A	Per MB	Yes	No	Required
3	**M2MIoT 10 MB Service Plan**	CAFR14	* Monthly rate covers 1 user for domestic network access. * Government Subscribers may supply their own compatible and authenticated Equipment (COAM) certified by Verizon Wireless to be activated on these plans. Smartphone, Netbooks, MiFi, Aircard, Jetpack, and tablet devices are not eligible and prohibited for use on M2M and IoT Service Plans. *10MB of 4G domestic data allowance * Data is not pooled with any other plans and is only pooled with other Product Identifiers CAFR13, CAFR14, CAFR15, and CAFR16 M2M and IoT data allowance plans on the account. 4G service requires 4G Telemetry equipment and 4G coverage. *Coverage includes the Verizon Wireless network	N/A	$9.00	Month	Yes	No	Required

Table 19.2.3.2.4 – Machine-to-Machine and Internet of Things Service Plans

Line Item #	Feature Name	Product Identifier	Restrictions, Limitations and Additional Information	Non-Recurring Charge	Monthly Recurring Charge	Unit of Measure	SAAF Applied (Yes/No)	Delegation Needed (Yes/No)	Required or Discretionary
4	**Overage Charge for M2MIoT 10 MB Service Plan**	OCAFR14	* per Megabyte	$1.00	N/A	Per MB	Yes	No	Required
5	**M2MIoT 50 MB Service Plan**	CAFR15	* Monthly rate covers 1 user for domestic network access. * Government Subscribers may supply their own compatible and authenticated Equipment (COAM) certified by Verizon Wireless to be activated on these plans:Smartphone, Netbooks, MiFi, Aircard, Jetpack, and tablet devices are not eligible and prohibited for use on M2M and IoT Service Plans. *50MB of 4G domestic data allowance * Data is not pooled with any other plans and is only pooled with other Product Identifiers CAFR13, CAFR14, CAFR15, and CAFR16 M2M and IoT data allowance plans on the account. 4G service requires 4G Telemetry equipment and 4G coverage. *Coverage includes the Verizon Wireless network	N/A	$12.00	Month	Yes	No	Required
6	**Overage Charge for M2MIoT 50 MB Service Plan**	OCAFR15	* per Megabyte	$1.00	N/A	Per MB	Yes	No	Required
7	**M2MIoT 250 MB Service Plan**	CAFR16	* Monthly rate covers 1 user for domestic network access.	N/A	$15.00	Month	Yes	No	Required

Table 19.2.3.2.4 – Machine-to-Machine and Internet of Things Service Plans

Line Item #	Feature Name	Product Identifier	Restrictions, Limitations and Additional Information	Non-Recurring Charge	Monthly Recurring Charge	Unit of Measure	SAAF Applied (Yes/No)	Delegation Needed (Yes/No)	Required or Discretionary
			* Government Subscribers may supply their own compatible and authenticated Equipment (COAM) certified by Verizon Wireless to be activated on these plans. Smartphone, Netbooks, MiFi, Aircard, Jetpack, and tablet devices are not eligible and prohibited for use on M2M and IoT Service Plans. * 250MB of 4G domestic data allowance * Data is not pooled with any other plans and is only pooled with other Product Identifiers CAFR13, CAFR14, CAFR15, and CAFR16 M2M and IoT data allowance plans on the account. 4G service requires 4G Telemetry equipment and 4G coverage. *Coverage includes the Verizon Wireless network						
8	**Overage Charge for M2MIoT 250 MB Service Plan**	OCAFR16	* per Megabyte	$1.00	N/A	Per MB	Yes	No	Required
9	**M2MIoT 1 GB Service Plan**	CAFR17	*Monthly rate covers 1 user for domestic network access * Government Subscribers may supply their own compatible and authenticated Equipment (COAM) certified by Verizon	N/A	$18.00	Month	Yes	No	Required

Table 19.2.3.2.4 – Machine-to-Machine and Internet of Things Service Plans

Line Item #	Feature Name	Product Identifier	Restrictions, Limitations and Additional Information	Non-Recurring Charge	Monthly Recurring Charge	Unit of Measure	SAAF Applied (Yes/No)	Delegation Needed (Yes/No)	Required or Discretionary
			Wireless to be activated on these plans. *Smartphone, Netbooks, MiFi, Aircard, Jetpack, and tablet devices are not eligible and prohibited for use on M2M and IoT Service Plans. *1GB of 4G domestic data allowance Data is not pooled with any other plans and is only pooled with other Product Identifiers CAFR17, CAFR18, CAFR19 and CAFR20 M2M and IoT data allowance plans on the account. 4G service requires 4G Telemetry equipment and 4G coverage. *Coverage includes the Verizon Wireless network						
10	**Overage Charge for M2MIoT 1 GB Service Plan**	OCAFR17	* per Gigabyte	$8.00	N/A	Per GB	Yes	No	Required
11	**M2MIoT 5 GB Service Plan**	CAFR18	*Monthly rate covers 1 user for domestic network access * Government Subscribers may supply their own compatible and authenticated Equipment (COAM) certified by Verizon Wireless to be activated on these plans. *Smartphone, Netbooks, MiFi, Aircard, Jetpack, and tablet devices are not eligible and	N/A	$35.00	Month	Yes	No	Required

Table 19.2.3.2.4 – Machine-to-Machine and Internet of Things Service Plans

Line Item #	Feature Name	Product Identifier	Restrictions, Limitations and Additional Information	Non-Recurring Charge	Monthly Recurring Charge	Unit of Measure	SAAF Applied (Yes/No)	Delegation Needed (Yes/No)	Required or Discretionary
			prohibited for use on M2M and IoT Service Plans. *5GB of 4G domestic data allowance Data is not pooled with any other plans and is only pooled with other Product Identifiers CAFR17, CAFR18, CAFR19 and CAFR20 M2M and IoT data allowance plans on the account. 4G service requires 4G Telemetry equipment and 4G coverage. *Coverage includes the Verizon Wireless network						
12	**Overage Charge for M2MIoT 5 GB Service Plan**	OCAFR18	* per Gigabyte	$8.00	N/A	Per GB	Yes	No	Required
13	**M2MIoT 10 GB Service Plan**	CAFR19	*Monthly rate covers 1 user for domestic network access *Government Subscribers may supply their own compatible and authenticated Equipment (COAM) certified by Verizon Wireless to be activated on these plans. *Smartphone, Netbooks, MiFi, Aircard, Jetpack, and tablet devices are not eligible and prohibited for use on M2M and IoT Service Plans. *10GB of 4G domestic data allowance Data is not pooled with	N/A	$55.00	Month	Yes	No	Required

Table 19.2.3.2.4 – Machine-to-Machine and Internet of Things Service Plans

Line Item #	Feature Name	Product Identifier	Restrictions, Limitations and Additional Information	Non-Recurring Charge	Monthly Recurring Charge	Unit of Measure	SAAF Applied (Yes/No)	Delegation Needed (Yes/No)	Required or Discretionary
			any other plans and is only pooled with other Product Identifiers CAFR17, CAFR18, CAFR19 and CAFR20 M2M and IoT data allowance plans on the account. 4G service requires 4G Telemetry equipment and 4G coverage. *Coverage includes the Verizon Wireless network						
14	**Overage Charge for M2MIoT 10 GB Service Plan**	OCAFR19	* per Gigabyte	$8.00	N/A	Per GB	Yes	No	Required
15	**M2MIoT 20 GB Service Plan**	CAFR20	*Monthly rate covers 1 user for domestic network access *Government Subscribers may supply their own compatible and authenticated Equipment (COAM) certified by Verizon Wireless to be activated on these plans. *Smartphone, Netbooks, MiFi, Aircard, Jetpack, and tablet devices are not eligible and prohibited for use on M2M and IoT Service Plans. *20GB of 4G domestic data allowance Data is not pooled with any other plans and is only pooled with other Product Identifiers CAFR17, CAFR18, CAFR19 and CAFR20 M2M and IoT data	N/A	$55.00	Month	Yes	No	Required

Table 19.2.3.2.4 – Machine-to-Machine and Internet of Things Service Plans									
Line Item #	**Feature Name**	**Product Identifier**	**Restrictions, Limitations and Additional Information**	**Non-Recurring Charge**	**Monthly Recurring Charge**	**Unit of Measure**	**SAAF Applied (Yes/No)**	**Delegation Needed (Yes/No)**	**Required or Discretionary**
			allowance plans on the account. 4G service requires 4G Telemetry equipment and 4G coverage. *Coverage includes the Verizon Wireless network						
16	**Overage Charge for M2MIoT 20 GB Service Plan**	OCAFR20	* per Gigabyte	$8.00	N/A	Per GB	Yes	No	Required

Table 19.2.3.2.7 – Domestic to International Calling and Messaging Services

Contractor's Description of Service, include required service description, features and additional features offered by the Contractor:
Geographic Availability:
Service Limitations and Restrictions:
State Associated Administrative Fee (SAAF) Charge: Services identified below with "Yes" in the SAAF Applied column will have a 2.5% fee applied to the Monthly Recurring Charge or usage. Charges below do not include the SAAF. The SAAF will appear as a separate line on the customer's invoice.

Table 19.2.3.2.7 – Domestic to International Calling and Messaging Services

Line Item #	Country, Countries, Regions, or Groupings	(a) Outbound Voice per Minute		(b) SMS Send/ Receive per Message		(c) MMS Send/ Receive per Message		SAAF Applied (Yes/No)	Delegation Needed (Yes/No)	Required or Discretionary
		Product Identifier	Per Minute Rate	Product Identifier	Per Message Rate	Product Identifier	Per Message Rate			
1								Yes	No	Required
2								Yes	No	Required
3								Yes	No	Required
4								Yes	No	Required
5								Yes	No	Required
6								Yes	No	Required
7								Yes	No	Required
8								Yes	No	Required
9								Yes	No	Required
10								Yes	No	Required
11								Yes	No	Required
12								Yes	No	Required
13								Yes	No	Required
14								Yes	No	Required

Table 19.2.3.2.8 – International Roaming

Contractor's Description of Service, include required service description, features and additional features offered by the Contractor: International Roaming
Geographic Availability: Dependent on Availability of Facilities of Roaming Verizon Partners
Service Limitations and Restrictions: See Contractor's Web Maintained Reference List, And As Indicated Below
State Associated Administrative Fee (SAAF) Charge: Services identified below with "Yes" in the SAAF Applied column will have a 2.5% fee applied to the Monthly Recurring Charge or usage. Charges below do not include the SAAF. The SAAF will appear as a separate line on the customer's invoice.

Table 19.2.3.2.8 – International Roaming									
Line Item #	**Feature Name**	**Product Identifier**	**Restrictions, Limitations and Additional Information**	**Non-Recurring Charge**	**Monthly Recurring Charge**	**Unit of Measure**	**SAAF Applied (Yes/No)**	**Delegation Needed (Yes/No)**	**Required or Discretionary**
Table 19.2.3.2.8.a – International Roaming									
1	**Canada and Mexico**	0/	Allows travelers to use their device with the usage coming out of their Domestic Talk, Message, and Data allowances while roaming in Canada or Mexico	N/A	$0.00	Day	Yes	No	Required

2	**All countries on the Contractor's web maintained reference list**	/10	Allows travelers to use their device with the usage coming out of their Domestic Talk, Message, and Data allowances while roaming in more than 185 countries with a daily charge for a 24-hour session. TravelPass is only available on 4G LTE World dual or quad band devices on an eligible monthly Smartphone planTravelPass lets the customer use their talk, text and data allowances for a daily fee. International data will be reduced to 2G speeds after 500 MB/day. Calls while traveling are permitted within the destination of travel and back to the USA. If more than 50% of the customer's talk, text or data usage in a 60-day period is within the destination of travel, Verizon may disable or limit the use of those services in those destinations. When the customer connects to a foreign carrier's network, Verizon may send him or her text messages to explain how to dial for the destination they're in and the rates they will pay to use services there. When traveling, some services such as domestic data applications, voicemail or call waiting, may not	N/A	$10.00	Day	Yes	No	Required

Table 19.2.3.2.8 – International Roaming									
Line Item #	**Feature Name**	**Product Identifier**	**Restrictions, Limitations and Additional Information**	**Non-Recurring Charge**	**Monthly Recurring Charge**	**Unit of Measure**	**SAAF Applied (Yes/No)**	**Delegation Needed (Yes/No)**	**Required or Discretionary**
			be available or work as expected. Please be sure to disable TravelPass in MyBiz if the customer does not want to incur daily TravelPass fees while traveling internationally.						

Table 19.2.3.2.9 – Suspended Service Plan

Contractor's Description of Service, include required service description, features and additional features offered by the Contractor: Suspending Wireless Service
Geographic Availability: Verizon's Nationwide Network Coverage
Service Limitations and Restrictions: See Below
State Associated Administrative Fee (SAAF) Charge: Services identified below with "Yes" in the SAAF Applied column will have a 2.5% fee applied to the Monthly Recurring Charge or usage. Charges below do not include the SAAF. The SAAF will appear as a separate line on the customer's invoice.

Table 19.2.3.2.9 – Suspended Service Plan

Line Item #	Feature Name	Product Identifier	Restrictions, Limitations and Additional Information	Non-Recurring Charge	Monthly Recurring Charge	Unit of Measure	SAAF Applied (Yes/No)	Delegation Needed (Yes/No)	Required or Discretionary
1	**Suspended Service Plan**	S	The maximum period of suspension will be180 days per rolling 12 month period.	N/A	$0.00	Month	No	No	Required

Table 19.2.3.3 – Customized Service Plans

Contractor's Description of Service, include required service description, features and additional features offered by the Contractor: Customized Plans, Features and Services
Geographic Availability: Verizon's Nationwide Network Coverage
Service Limitations and Restrictions: Specific to Each Customized Plan, Feature and Service
State Associated Administrative Fee (SAAF) Charge: Services identified below with "Yes" in the SAAF Applied column will have a 2.5% fee applied to the Monthly Recurring Charge or usage. Charges below do not include the SAAF. The SAAF will appear as a separate line on the customer's invoice.

Table 19.2.3.3 – Customized Service Plans									
Line Item #	**Feature Name**	**Product Identifier**	**Restrictions, Limitations and Additional Information**	**Non-Recurring Charge**	**Monthly Recurring Charge**	**Unit of Measure**	**SAAF Applied (Yes/No)**	**Delegation Needed (Yes/No)**	**Required or Discretionary**
1	**Customized Service Plans**	CA0800		N/A	N/A	Month	Yes	No	Required

Table 19.2.5 – Equipment

Contractor's Description of Service, include required service description, features and additional features offered by the Contractor: Verizon Wireless Equipment
Geographic Availability: Verizon's Nationwide Network Coverage
Service Limitations and Restrictions: Subject to Availability and Stock. Click HERE for current device options.
State Associated Administrative Fee (SAAF) Charge: Services identified below with "Yes" in the SAAF Applied column will have a 2.5% fee applied to the Monthly Recurring Charge or usage. Charges below do not include the SAAF. The SAAF will appear as a separate line on the customer's invoice.

Table 19.2.5 – Equipment

	Feature Name	Product Identifier	Percentage Discount off Manufacturer's List Prices	Unit of Measure	SAAF Applied (Yes/No)	Delegation Needed (Yes/No)	Required or Discretionary
1	**Basic Mobile Phone**	B	35%	Each	No	No	Discretionary
2	**Smartphone**	SP	35%	Each	No	No	Discretionary
3	**Mobile Hotspot Device**	M	35%	Each	No	No	Discretionary
4	**Tablet with SIM Card**	T	35%	Each	No	No	Discretionary
5	**Accessories**	A	25%	Each	No	No	Discretionary

Table 19.2.5.7 – Expedite Fees

Contractor's Description of Service, include required service description, features and additional features offered by the Contractor: Expedite Delivery Fees
Geographic Availability: Domestic Delivery Only
Service Limitations and Restrictions: Standard Overnight by End of Business Day. Verizon cannot ship to U.S. territories such as Guam, Puerto Rico or the U.S. Virgin Islands, military P.O. Boxes (Army and Fleet) or Federal (FPO) boxes. •Equipment deliveries are made only to street addresses.
State Associated Administrative Fee (SAAF) Charge: Services identified below with "Yes" in the SAAF Applied column will have a 2.5% fee applied to the Monthly Recurring Charge or usage. Charges below do not include the SAAF. The SAAF will appear as a separate line on the customer's invoice.

Table 19.2.5.7 Expedite Fees									
	Feature Name	**Product Identifier**	**Restrictions, Limitations and Additional Information**	**Non-Recurring Charge**	**Monthly Recurring Charge**	**Unit of Measure**	**SAAF Applied (Yes/No)**	**Delegation Needed (Yes/No)**	**Required or Discretionary**
Table 19.2.5.7.a Expedite Fees									
1	Expedite Fee for up to 5 devices	CA0905	Standard Overnight by End of Business Day.	$20.99	N/A	Each	No	No	Required
2	Expedite Fee for up to 10 devices	CA0910	Standard Overnight by End of Business Day.	$30.99	N/A	Each	No	No	Required
3	Expedite Fee for up to 25 devices	CA0925	Standard Overnight by End of Business Day.	$60.99	N/A	Each	No	No	Required
4	Expedite Fee for up to 50 devices	CA0950	Standard Overnight by End of Business Day.	$110.99	N/A	Each	No	No	Required

Orange County Fire Authority

AGENDA STAFF REPORT

Executive Committee Meeting
November 19, 2020

Agenda Item No. 2I
Consent Calendar

Award of RFP JA2440 Purchase of One Heavy Rescue Vehicle

Contact(s) for Further Information

Jim Ruane, Assistant Chief
Logistics Department
jimruane@ocfa.org
714.573.6304

Rob Capobianco, Division Chief
Apparatus Committee Chair
robcapobianco@ocfa.org
949-347-2273

Summary

This agenda item is submitted for the approval to purchase one heavy rescue vehicle from Rosenbauer Minnesota, LLC / Velocity Fire Equipment (Rosenbauer Minnesota, LLC), the number one ranked firm in the Request for Proposal process.

Prior Board/Committee Action(s)

Not Applicable.

RECOMMENDED ACTION(S)

Approve and authorize the Purchasing Manager to execute a Master Agreement with Rosenbauer Minnesota, LLC for the purchase of one heavy rescue vehicle in an amount not to exceed $947,488.

Impact to Cities/County

Not Applicable.

Fiscal Impact

Funding for the purchase of one heavy rescue vehicle is available in the FY 2020/21 Fund 133 Fire Apparatus.

Background

Each year the Fleet Services Manager reviews the vehicles identified for replacement in the Fire Authority's vehicle replacement plan. This evaluation considers the vehicle's mileage, current age and actual years of operation compared to expected years, mechanical condition, and repair history. As part of the review, one heavy rescue vehicle has been approved for replacement based on the vehicle age. The heavy rescue vehicle's primary role is to respond to natural disasters from earthquakes, building collapse, confined space rescues, and technical rescues. This vehicle carries a multitude of specialty rescue, trenching, shoring and rigging equipment. The unit scheduled for replacement is:

Unit #	Year/Make	Mileage
5320	2007 Pierce Arrow	48,049

Once the unit listed above is replaced, the unit will be evaluated for relief or surplus sale.

Solicitation Process

On July 13, 2020, RFP JA2440 was issued requesting proposals for the purchase of one heavy rescue vehicle. A non-mandatory pre-proposal meeting was held on July 29, 2020, and representatives from six companies attended. Final proposals were due on September 9, 2020, and three proposals were received. An evaluation team consisting of one Fleet Services staff member and three Apparatus Committee action officers, evaluated the proposals based on the criteria and point structure as defined in the RFP: statement of qualifications & experience (15 pts), ability to meet the specifications (50 pts), and proposed costs (35 pts).

Following the proposal evaluations, the evaluation committee conducted in-person interviews with representatives from all three firms. Upon completion of the interviews, Rosenbauer's proposal was ranked number one overall. Pursuant to the terms of the RFP, staff requested a Best and Final Offer (BAFO) from Rosenbauer, that resulted in a total price reduction of $2,600. Final rankings are as follows:

	Emergency Vehicle Group *2021 SVI Trucks Heavy Rescue Vehicle*				**Republic Fire Equipment** *2021 Sutphen Heavy Rescue Vehicle*				**Rosenbauer Minnesota, LLC** *2021 Rosenbauer Commander Heavy Rescue*			
Pricing	**$1,095,633.73**				**$1,138,679.22**				**$947,488.00**			
Evaluator #	**1**	**2**	**3**	**4**	**1**	**2**	**3**	**4**	**1**	**2**	**3**	**4**
Qualifications & Experience (15)	13.50	12.75	13.50	12.75	12.00	12.75	12.00	12.75	13.50	13.50	14.25	12.75
Specifications (50)	32.50	40.00	37.50	40.00	40.00	45.00	40.00	40.00	45.00	47.50	45.00	42.50
Proposed Costs (35)	46.00	52.75	51.00	52.75	52.00	57.75	52.00	52.75	58.50	61.00	59.25	55.25
Interview (25)	0.00	15.00	20.00	20.00	0.00	20.00	22.50	22.50	0.00	22.50	25.00	25.00
Total Points (max 125)	76.35	98.10	101.35	103.10	81.20	106.95	103.70	104.45	93.50	118.50	119.25	115.25
Evaluator Ranking	3	3	3	3	2	2	2	2	1	1	1	1
Sum of Rankings	12				8				4			
Overall Rank	**3rd**				**2nd**				**1st**			

Recommendation

The Board of Directors approves fixed asset purchases with the adoption of the annual budget, however the Executive Committee must also approve when the total amount exceeds the budgeted amount by 15% or $100,000. Though the proposed purchase exceeds the budgeted amount by $112,488.00, there are sufficient savings elsewhere in Fund 133 to accommodate. As such, based on the results of the RFP, staff recommends awarding the Master Agreement to Rosenbauer Minnesota, LLC for the purchase of one 2021 heavy rescue vehicle in an amount of $947,488.00.

Attachment(s)

Master Agreement – (On file in the Clerk's Office)

ORANGE COUNTY FIRE AUTHORITY
MASTER AGREEMENT
FOR HEAVY RESCUE VEHICLE

THIS AGREEMENT ("Agreement") for purchase of one (1) Heavy Rescue Vehicle is made and entered into this 19th day of November, 2020 ("Effective Date"), by and between the Orange County Fire Authority, a California Joint Powers Authority ("OCFA"), and Rosenbauer Minnesota, LLC ("Contractor"). OCFA and Contractor are sometimes hereinafter individually referred to as "Party" and collectively as the "Parties".

RECITALS

WHEREAS, OCFA requires one (1) Heavy Rescue Vehicle as requested in RFP JA2440, hereinafter referred to as “Project”; and

WHEREAS, Contractor has submitted to OCFA a proposal dated September 9, 2020, incorporated herein by this reference (“Proposal”); and

WHEREAS, OCFA and Contractor desire to enter into this Agreement in order to receive and provide, respectively, one (1) Heavy Rescue Vehicle on the same terms, conditions, and pricing as further set forth in Section 1.1 of this Agreement;

AGREEMENT

NOW THEREFORE, OCFA and Contractor mutually agree as follows:

SECTION ONE

1.1 Scope of Agreement. In compliance with all terms and conditions of this Agreement, OCFA shall procure one (1) Heavy Rescue Vehicle from Contractor as more fully detailed in Exhibit “A", attached hereto, which includes by reference and by addendum: (1) OCFA’s RFP JA2440, dated July 13, 2020 (“Solicitation”), (2) Contractor’s Proposal, as modified by Contractor’s Best and Final Offer dated October 20, 2020, and (3) any amendments, addendums, change orders, or modifications mutually agreed upon by the Parties hereto (“Services”, “Goods” or “Work”). In the event of any inconsistency between the terms contained in “Exhibit “A”, and/or the terms set forth in the main body of this Agreement, the terms set forth in the main body of this Agreement and then Exhibit “A” shall govern, in that order.

1.2 Term. This Agreement shall commence on the Effective Date, and continue in full force and effect for one (1) year, unless earlier terminated in accordance with Section 3.8 of this Agreement. The Agreement may be renewed on the same terms and conditions for up to four (4) additional one-year terms upon mutual written agreement between OCFA and Contractor.

1.3 Compensation and Payment. For the Goods or Services rendered pursuant to this Agreement, Contractor shall be compensated and reimbursed, in accordance with the pricing set forth in Exhibit “B,” attached hereto.

1.4 Contractor's Representative. The following principal of Contractor is hereby designated as being the principal and representative of Contractor authorized to act in its behalf with respect to the work specified herein and make all decisions in connection therewith: **Joe LaRocca, Southern California Sales Engineer**. The foregoing principal shall be responsible during the term of this Agreement for directing all activities of Contractor and devoting sufficient time to personally supervise the work hereunder. The foregoing principal may not be changed by Contractor without the express written approval of OCFA

1.5 Contract Administrator. The Contract Administrator shall be **Kevin Berghaus, Fleet Manager**, unless otherwise designated in writing by OCFA. It shall be Contractor's responsibility to keep the Contract Administrator fully informed of the progress of the provision of the Goods or Services and Contractor shall refer any decisions that must be made by OCFA to the Contract Administrator. Unless otherwise specified herein, any approval of OCFA required hereunder shall mean the approval of the Contract Administrator.

1.6 Notices. Any notice, demand, request, consent, approval, or communication either party desires or is required to give to the other party or any other person shall be in writing and either served personally or sent by pre-paid, first-class mail to the address set forth below. Either party may change its address by notifying the other party of the change of address in writing. Notice shall be deemed communicated forty-eight (48) hours from the time of mailing if mailed as provided in this Section.

Orange County Fire Authority
Attention: Sara Kennedy, Purchasing Manager
1 Fire Authority Road
Irvine, CA 92602

WITH COPY TO:
David E. Kendig, General Counsel
Woodruff, Spradlin & Smart
555 Anton Blvd. Suite 1200
Costa Mesa, CA 92626

To Contractor:

Rosenbauer Minnesota, LLC
Attention: Joe LaRocca
5181 E. 260th Street
Wyoming, MN 55092

SECTION TWO

2.1 Orders. The Contractor shall receive a written Purchase Order requests on an as-needed basis for items on this Agreement, subject to the terms, conditions, and pricing listed herein. The Contractor shall be responsible for confirming specifications, quantities, and pricing with the Contract Administrator prior to order entry/delivery.

Orders may be placed at any time during the term of the Agreement even if delivery may not be made until after the expiration of the Agreement. Order dates take precedence over delivery dates. The Contractor must clearly identify the order date on all invoices to OCFA.

2.2 Substitutions. The Contractor is required to meet all specifications and requirements contained herein. No substitutions will be accepted without prior OCFA written approval.

2.3 Delivery. Time of delivery is of the essence in this Agreement. The vehicle and any equipment described within the specifications shall be completed and delivered to the OCFA, within the timeframe specified in the specifications or as quoted by the contractor, whichever is sooner. The vehicle will be delivered clean, full of fuel, Diesel Exhaust Fluid, DPF, clean and free of evidence of road travel, serviced and ready for immediate service. OCFA reserves the right to refuse any vehicle or equipment and to cancel all or any part of the vehicle or equipment not conforming to the specifications, as set forth in Exhibit "A". Acceptance of any part of the order shall not bind OCFA to accept future shipments nor deprive it of the right to return equipment already accepted at Contractor's expense. Delivery shall not be deemed to be complete until all vehicles and equipment have actually been received and accepted by OCFA.

The contractor acknowledges and agrees that any delay would seriously affect the public welfare and the operations of the OCFA and that it is extremely difficult to ascertain and determine actual damages for such delay. Therefore, it is agreed that the contractor shall become liable to the OCFA for liquidated damages in the sum of one hundred dollars ($100) for each and every calendar day in excess of the date specified for delivery for each unit not delivered as scheduled.

2.4 Freight (F.O.B. Destination). Contractor assumes full responsibility for all transportation, transportation scheduling, packing, handling, insurance, and other services associated with delivery of all Goods deemed necessary under this Agreement.

2.5 Taxes. OCFA is subject to applicable sales and use tax. Unless otherwise provided herein or by law, prices do not include applicable sales or use tax. Sales tax will be paid directly to the state of California if not collected by the Contractor.

2.6 Acceptance. Unless otherwise agreed to in writing by OCFA: 1) acceptance shall not be deemed complete unless in writing and until all the Goods or Services have actually been received, inspected, and tested to the satisfaction of OCFA, and 2) payment shall be made in arrears after satisfactory acceptance.

2.7 Payment. In any month in which Contractor wishes to receive payment, Contractor shall no later than the first working day of such month, submit to OCFA an invoice for Goods provided and Services rendered prior to the date of the invoice. Invoices should be sent by electronic mail to:

Orange County Fire Authority, Accounts Payable
ap@ocfa.org

OCFA shall pay Contractor for all expenses stated thereon which are approved by OCFA consistent with this Agreement, within thirty (30) days of receipt of Contractor's invoice. Partial payments are authorized for partial shipments with signature approval.

2.8 Usage. No guarantee is given by OCFA to Contractor regarding usage of this Agreement. Future purchases are dependent on availability of an appropriation in the OCFA's budget. The Contractor agrees to supply the vehicle and equipment requested, as needed by OCFA, at prices listed in Exhibit "B", attached hereto, regardless of quantity requested.

Contractor acknowledges that this Agreement is subject to and contingent upon funds being appropriated therefore by the OCFA Board of Directors for each fiscal year covered by the Agreement. If such appropriations are not made, or are otherwise limited, OCFA may immediately terminate or modify this Agreement without penalty.

2.9 Disaster/Emergency Incident Requirements. In the event of a disaster or emergency incident, this Agreement may be subject to extraordinary usage. The Contractor shall service OCFA during such a disaster or emergency incident under the same terms and conditions that apply during non-emergency conditions. The pricing set forth in the Exhibit "B" shall apply to serving OCFA's needs regardless of the circumstances. If Contractor is unable to supply the Goods or Services under the terms of the Contract, then upon request from OCFA, Contractor shall provide proof of such disruption and a copy of the invoice for the Goods or Services from Contractor's supplier(s). Additional profit margin as a result of supplying Goods or Services during a disaster or emergency incident shall not be permitted.

2.10 Provision of Additional Vehicles or Equipment. Contractor shall provide Vehicles or Equipment in addition to those specified in Exhibit "A" when directed to do so in writing by the Purchasing Manager or designee, hereinafter "the Purchasing Manager", provided that Contractor shall not be required to provide any additional Vehicles or Equipment without compensation. Additional compensation in an amount within management authority must be approved in writing by the Purchasing Manager. Any greater increase must be approved in writing by the Executive Committee of the OCFA Board of Directors. In the event any change or changes to the Vehicles or Equipment is requested by OCFA, the parties hereto shall execute an addendum to this Agreement, setting forth with particularity all terms of such addendum, including, but not limited to, any additional fees.

2.11 Reports/Meetings. As required by the Contract Administrator, the Contractor shall develop reports and any other relevant documents necessary to complete the requirements set forth in this Agreement. The OCFA's Contract Administrator and Contractor's Representative will meet on reasonable notice to discuss Contractor's performance and progress under this Agreement. If requested, Contractor's Representative and other project personnel shall attend all meetings. The Contractor shall provide such information that is requested by OCFA for the purpose of monitoring progress under this Agreement.

2.12 Records. Contractor shall keep such books and records as shall be necessary to properly provide the Vehicles and Equipment required by this Agreement and enable the Contract Administrator to evaluate the performance of such requirements. The Contract Administrator shall have full and free access to such books and records at all reasonable times, including the right to inspect, copy, audit and make records and transcripts from such records.

2.13 Performance. Contractor shall perform all work under this Contract, taking necessary steps and precautions to perform the work to the reasonable satisfaction of OCFA. Contractor shall be responsible for the quality, technical assurance, timely completion and coordination of all documentation furnished by Contractor under this Agreement. Contractor shall perform all work diligently, carefully, and in a good and workman-like manner; shall furnish all labor, supervision, machinery, equipment, materials, and supplies necessary therefore and, if permitted to subcontract, shall be fully responsible for all work performed by subcontractors.

Contractor shall adopt and follow reasonable procedures and methods during the term of the Agreement to prevent loss or damage to materials, papers or other components of the work, and shall be responsible for all such damage until acceptance of the work by OCFA, except such loss or damages as may be caused by OCFA's own negligence.

2.14 Time for Completion. All Vehicles and Equipment rendered pursuant to this Agreement shall be performed within the time periods prescribed in Exhibit "A". The extension of any time period specified must be approved in writing by the Contract Administrator.

2.15 Contractor Personnel. If providing services, the Contractor warrants that it and all employees, subconsultants and subcontractors providing any Services pursuant to this Agreement shall have a sufficient skill and experience to perform the Services.

If required in Exhibit "A", all Contractor's employees shall wear uniforms, badges, or other means of identification at all times while on OCFA property. If requested, the Contract Administrator must be notified of the means of identification to be worn by employees prior to beginning work and notified seven days prior to any changes in identification.

2.16 Conflict of Interest – Contractor's Personnel. The Contractor shall exercise reasonable care and diligence to prevent any actions or conditions that could result in a conflict with the best interests of OCFA. This obligation shall apply to the Contractor; Contractor's employees, agents, and relatives; sub-tier Contractors; and third-parties associated with providing Goods or Services hereunder. The Contractor's efforts shall include, but not be limited to establishing precautions to prevent its employees or agents from making, receiving, providing or offering gifts, entertainment, payments, loans or other considerations which could be deemed to appear to influence individuals to act contrary to the best interests of OCFA.

Further, the Contractor warrants that no gratuities in the form of entertainment, gifts or otherwise were offered or given by Contractor or any agent or representative of Contractor to any officer or employee of OCFA with a view toward securing the Agreement or securing favorable treatment with respect to any determinations concerning the performance of the Agreement. For breach or violation of this warranty, OCFA shall have the right to terminate the Agreement, either in whole or in part.

2.17 Conflict of Interest – OCFA Personnel. The OCFA General Order 06 prohibits its employees from engaging in activities involving a conflict of interest. The Contractor shall not, during the period of this Agreement, employ any OCFA employee for any purpose.

2.18 Confidentiality. Information obtained by Contractor in the performance of this Agreement shall be treated as strictly confidential and shall not be used by Contractor for any purpose other than the performance of this Agreement without the written consent of OCFA.

2.19 News/Information Release. The Contractor agrees that it will not issue any news releases in connection with either the award of this Agreement or any subsequent amendment of or effort under this agreement without first obtaining review and written approval of said news releases from OCFA through OCFA's Communications Director.

2.20 Licenses and Permits. Contractor shall obtain at its sole cost and expense such licenses, permits and approvals as may be required by law to provide the Goods or Services required by this Agreement.

2.21 Sub-Contracting. The Contractor shall not contract with any other entity to provide in whole or in part the Vehicle or Equipment required hereunder without the express written approval of the Purchasing Manager. If Contractor is authorized to subcontract any part of the work specified herein, Contractor shall be responsible to OCFA for the acts and omissions of its subcontractor(s) and subconsultant(s) in the same manner as it is for persons directly employed. For purposes of this Agreement, all persons engaged in the provision of Goods or Services will be considered employees of Contractor. OCFA will deal directly with and will make all payments to Contractor. Nothing contained in this Agreement shall create any contractual relationships between any subcontractor and OCFA. Contractor shall ensure that all subcontractors maintain insurance in accordance with the requirements set forth herein are complied with prior to commencement of work by each subcontractor.

2.22 Withholding Payment for Non-Authorized Subcontractors. OCFA shall have the right to withhold payment from Contractor for work performed by any subcontractor or subconsultant providing Goods or Services but not authorized in writing by the Purchasing Manager, or regarding which the insurance or other requirements under this Agreement have not been satisfied.

2.23 Force Majeure. Contractor shall not be assessed with liquidated damages or unsatisfactory performance penalties because of any delays due to unforeseeable causes beyond the control and without the fault or negligence of Contractor, including, but not restricted to, acts of God or of a public enemy, acts of the government, fires, earthquakes, floods, epidemic, quarantine restrictions, riots, strikes, freight embargoes, and unusually severe weather if Contractor shall within thirty-six (36) hours of the commencement of such condition notify the Contract Administrator who shall thereupon ascertain the facts and the extent of any necessary delay, and extend the time for providing the Goods or Services for the period of the enforced delay when and if in the Contract Administrator's judgment such delay is justified, and the Contract Administrator's determination shall be final and conclusive upon the parties to this Agreement.

2.24 Assignments. Neither this Agreement nor any interest herein may be assigned, transferred, conveyed, hypothecated, or encumbered voluntarily or by operation of law, whether for the benefit of creditors or otherwise, without the prior written approval of the Purchasing Manager. Transfers restricted hereunder shall include the transfer to any person or group of persons acting in concert of more than twenty five percent (25%) of the present ownership and/or control of Contractor, taking all transfers into account on a cumulative basis. In the event of any such unapproved transfer, including any bankruptcy proceeding, this Agreement shall be void. No approved transfer shall release Contractor or any surety of Contractor from any liability hereunder without the express written consent of the Purchasing Manager.

2.25 Proof of Insurance (If Applicable). The Contractor must furnish OCFA with the documents specified in Exhibit "C" proving the necessary levels of insurance coverage, as

required. The certificates of insurance and original endorsements for each insurance policy shall be signed by a person authorized by that insurer to bind coverage on its behalf.

2.26 Warranty. Contractor expressly warrants that the Goods or Services covered by this Agreement are 1) free of liens or encumbrances, 2) merchantable and good for the ordinary purposes for which they are used, and 3) fit for the particular purpose for which they are intended.

2.27 Indemnification. To the fullest extent permitted by law, Contractor shall defend (at Contractor's sole cost and expense with legal counsel reasonably acceptable to OCFA), indemnify and hold the OCFA, its board members, officials, officers, employees, agents and volunteers, free and harmless from any and all claims, demands, orders, causes of action, costs, expenses, liabilities, losses, penalties, judgments, arbitration awards, settlements, damages or injuries of any kind, in law or in equity, including but not limited to property or persons, including wrongful death, (collectively "Claims") in any manner arising out of, pertaining to, related to, or incident to any alleged acts, errors or omissions, or willful misconduct of Contractor, its officers, directors, employees, subconsultants, subcontractors, agents or invitees in connection with performance under this Agreement, or in any manner arising out of, pertaining to, related to, or incident to an alleged breach of this Agreement, including without limitation the payment of all consequential damages, expert witness fees and attorneys' fees and other related costs and expenses.

Notwithstanding the foregoing, and only to the extent that the work performed by Contractor are subject to California Civil Code Section 2782.8, the above indemnity shall be limited, to the extent required by Civil Code Section 2782.8, to claims that arise out of, pertain to, or relate to the negligence, recklessness, or willful misconduct of the Contractor.

Under no circumstances shall the insurance requirements and limits set forth in this Agreement be construed to limit Contractor's indemnification obligation or other liability hereunder. Notwithstanding the foregoing, such obligation to defend, hold harmless and indemnify the OCFA, its board members officials, officers, employees, agents and volunteers, shall not apply to the extent that such Claims are caused by the sole negligence or willful misconduct of that indemnified party.

2.28 Independent Contractor. The legal relationship between the Parties is that of an independent contractor, and nothing herein shall be deemed to make Contractor, or any of its personnel, an OCFA employee. During the performance of this Agreement, Contractor and its officers, employees, and agents shall act in an independent capacity and shall not act as OCFA officers or employees. Contractor shall pay all wages, salaries, and other amounts due its employees in connection with the provision of Goods or Services under this Agreement and shall be responsible for all reports and obligations respecting them, including but not limited to social security income tax withholding, unemployment compensation, workers' compensation, and other similar matters. OCFA shall not in any way or for any purpose be deemed to be a partner of Contractor in its business or otherwise a joint venturer or a member of any joint enterprise with Contractor. Contractor shall not incur or have the power to incur any debt, obligation, or liability against OCFA, or bind OCFA in any manner.

If providing Services, Contractor will determine the means, methods and details of performing the Services subject to the requirements of this Agreement. The personnel performing the Services under this Agreement on behalf of Contractor shall at all times be under Contractor's exclusive direction and control. Neither OCFA nor any of its officials, officers, employees, agents or volunteers shall have control over the conduct of Contractor or any of its officers, employees, or agents, except as set forth in this Agreement. Contractor, its officers, employees or agents, shall not maintain a permanent office or fixed business location at OCFA's offices. OCFA shall have no voice in the selection, discharge, supervision, or control of Contractor's officers, employees, representatives or agents or in fixing their number, compensation, or hours of service.

No OCFA benefits shall be available to Contractor, its officers, employees, or agents, in connection with the provision of Goods or Services under this Agreement. Except for fees paid to Contractor as provided for in this Agreement, OCFA shall not pay salaries, wages, or other compensation to Contractor for the provision of any Goods or Services under this Agreement. OCFA shall not be liable for compensation or indemnification to Contractor, its officers, employees, or agents, for injury or sickness arising out of providing any Goods or Services hereunder. If for any reason any court or governmental agency determines that OCFA has financial obligations, other than pursuant to Section 1.3 herein, of any nature relating to salary, taxes, or benefits of Contractor's officers, employees, representatives, agents, or subconsultants or subcontractors, Contractor shall defend, indemnify, and hold harmless OCFA from and against all such financial obligations.

2.29 Employee Retirement System Eligibility Indemnification. In the event that Contractor or any employee, agent, or subcontractor of Contractor providing any Goods or Services under this Agreement claims or is determined by a court of competent jurisdiction to be eligible for enrollment in an employee retirement system as an employee of OCFA, Contractor shall indemnify, defend, and hold harmless OCFA against: (1) all such claim(s) and determination(s); (2) for the payment of any employee and/or employer contributions for employee retirement system benefits on behalf of Contractor or its employees, agents or subcontractors; and (3) the payment of any penalties and interest on such contributions which would otherwise be the responsibility of OCFA.

Notwithstanding any other agency, state or federal policy, rule, regulation, law or ordinance to the contrary, Contractor and any of its employees, agents, and subcontractors providing any Goods or Services under this Agreement shall not qualify for or become entitled to, and hereby agree to waive any claims to, any compensation, benefit, or any incident of employment by OCFA, including but not limited to eligibility to enroll in an employee retirement system as an employee of OCFA and entitlement to any contribution to be paid by OCFA for employer contribution and/or employee contributions for employee retirement system benefits.

SECTION THREE

3.1 Governing Law and Venue. This Agreement shall be construed and interpreted both as to validity and to performance of the Parties in accordance with the laws of the State of California. Legal actions concerning any dispute, claim or matter arising out of or in relation to this Agreement shall be instituted in the Superior Court of the County of Orange, State of

California, or any other appropriate court in such county, and Contractor covenants and agrees to submit to the personal jurisdiction of such court in the event of such action.

3.2 Compliance with Laws. Contractor represents and warrants that all Goods or Services rendered hereunder shall be provided in accordance with all laws, ordinances, resolutions, statutes, rules, and regulations of OCFA and any federal, state or local governmental agency of competent jurisdiction.

3.3 Severability. In the event that any one or more of the phrases, sentences, clauses, paragraphs, or sections contained in this Agreement shall be declared invalid or unenforceable by valid judgment or decree of a court of competent jurisdiction, such invalidity or unenforceability shall not affect any of the remaining phrases, sentences, clauses, paragraphs, or sections of this Agreement, which shall be interpreted to carry out the intent of the Parties hereunder.

3.4 Authority. The persons executing this Agreement on behalf of the Parties hereto warrant that they are duly authorized to execute this Agreement on behalf of said Parties and that by so executing this Agreement the Parties hereto are formally bound to the provisions of this Agreement.

3.5 Calendar Days. Any reference to the word “day” or “days” herein shall mean calendar day or calendar days, respectively, unless otherwise expressly provided.

3.6 Amendments. No alteration or variation of the terms of this Agreement shall be valid unless made in writing and signed by the Parties; no oral understanding or agreement not incorporated herein shall be binding on either of the Parties; and no exceptions, alternatives, substitutes or revisions are valid or binding on OCFA unless authorized by the Purchasing Manager in writing.

3.7 Entire Contract. This Agreement contains the entire agreement between the Parties with respect to the matters herein, and there are no restrictions, promises, warranties or undertakings other than those set forth herein or referred to herein.

3.8 Termination. OCFA reserves the right to terminate this Agreement at any time, with or without cause, upon thirty (30) days written notice to Contractor, except where continuation would constitute a danger to health, safety or general welfare, the period of notice shall be such shorter time as may be appropriate.

3.9 Disputes – Contract. The Parties shall deal in good faith and attempt to resolve potential disputes informally. If the dispute concerning a question of fact arising under the terms of this Agreement is not disposed of in a reasonable period of time by Contractor’s Representative and OCFA’s Contract Administrator, such matter shall be brought to the attention of the Purchasing Manager by way of the following process:

- The Contractor shall submit to the Purchasing Manager a written request for a final decision regarding the disposition of any dispute between the Parties arising under, related to, or involving this Agreement, unless OCFA, on its own initiative, has already rendered such a final decision.

- The Contractor's written request shall be fully supported by factual information, and, if the request involves a cost adjustment to the Contract, include statement by a corporate officer indicating that the request is made in good faith, that the supporting data are accurate and complete, and that the amount requested accurately reflects the Contract adjustment for which Contractor believes OCFA is liable.
- Pending the final resolution of any dispute arising under, related to, or involving this Agreement, Contractor agrees to diligently proceed with the performance of this Agreement, including the delivery of goods and/or provision of services. Contractor's failure to diligently proceed shall be considered a material breach of this Agreement.

3.10 Breach of Contract. The failure of Contractor to comply with any of the provisions, covenants or conditions of this Agreement shall be a material breach of this Agreement. In such event OCFA may, and in addition to any other remedies available at law, in equity, or otherwise specified in this Agreement:

- Afford Contractor written notice of the breach and ten days or such shorter time that may be specified in this Agreement within which to cure the breach;
- Discontinue payment to the contactor for and during the period in which Contractor is in breach; and
- Withhold any payments to the Contractor for the purpose of set-off or partial payment of the amounts owed to OCFA.

3.11 Waiver. No delay or omission in the exercise of any right or remedy of a non-defaulting party on any default shall impair such right or remedy or be construed as a waiver. No consent or approval of OCFA shall be deemed to waiver or render unnecessary OCFA's consent to or approval of any subsequent act of Contractor. Any waiver by either party of any default must be in writing and shall not be a waiver of any other default concerning the same or any other provision of this Agreement.

3.12 Remedies Not Exclusive. Except with respect to rights and remedies expressly declared to be exclusive in this Agreement, the rights and remedies of the Parties are cumulative and the exercise by either Party of one or more of such rights or remedies shall not preclude the exercise by it, at the same or different times, of any other rights or remedies for the same default or any other default by the other Party.

3.13 Legal Action. In addition to any other rights or remedies, either Party may take legal action, in law or in equity, to cure, correct or remedy any default, to recover damages for any default, to compel specific performance of this Agreement, to obtain injunctive relief, a declaratory judgment, or any other remedy consistent with the purposes of this Agreement.

If either party commences an action against the other party arising out of or in connection with this Agreement or its subject matter, the prevailing party shall be entitled to recover reasonable attorneys' fees and costs of suit from the losing party.

3.14 Non-Liability of OCFA Officers and Employees. No officer or employee of OCFA shall be personally liable to the Contractor, or any successor-in-interest, in the event of any default or breach by OCFA or for any amount which may become due to the Contractor or its successor, or for breach of any obligation of the terms of this Agreement

3.15 Non-Discrimination. Contractor covenants that, by and for itself, its heirs, executors, assigns, subcontractors, subconsultants and all persons claiming under or through them, that there shall be no discrimination or segregation in the performance of or in connection with this Agreement regarding any person or group of persons on account of race, disability, medical condition, color, creed, religion, sex, sexual orientation, marital status, age, national origin, or ancestry. Contractor shall take affirmative action to ensure that applicants and employees are treated without regard to their race, disability, medical condition, color, creed, religion, sex, sexual orientation, marital status, national origin, or ancestry.

3.16 Special Terms and Conditions (If Applicable). If required, additional terms and conditions applicable to the provision of Goods or Services pursuant to this Agreement are provided in Exhibit “D”, attached hereto.

[Signature Page follows]

IN WITNESS WHEREOF, the Parties hereto have executed and entered into this Agreement as of the date first written above.

"OCFA"

ORANGE COUNTY FIRE AUTHORITY

Date:_____ By:_____

Sara Kennedy, CPPB
Purchasing & Materials Manager

APPROVED AS TO FORM:

By:_____

David E. Kendig
General Counsel

Date: 11/12/2020

ATTEST:

_____

Maria D. Huizar
Clerk of the Board

"CONTRACTOR"

ROSENBAUER MINNESOTA, LLC

Date: 10/23/2020 By:_____

Name: Christian Kleebauer
Title: CEO

Date: 10/23/2020 By:_____

Name: Mary Kay Scheierl
Title: Controller

1345499.1

EXHIBIT “A”

(1) OCFA’s RFP JA2440, dated July 13, 2020 (“Solicitation”),
(2) OCFA’s Vehicle Specification # 20-55-01
(3) Contractor’s Proposal, as modified by Contractor’s Best and Final Offer dated October 20, 2020, and
(4) Any amendments, addendums, change orders, or modifications mutually agreed upon by the Parties hereto (“Services”, “Goods” or “Work”).

ORANGE COUNTY FIRE AUTHORITY

Request for Proposal

Heavy Rescue Vehicle

July 13, 2020 **RFP Number: JA2440**

The Orange County Fire Authority (OCFA) is requesting proposals for the purchase and build of one (1) new Heavy Rescue Vehicle, in accordance with vehicle specification number 20-55-1.

Submittal of Proposals for JA2440 will be accepted online through OCFA's electronic procurement system, PlanetBids, at: http://www.planetbids.com/portal/portal.cfm?CompanyID=14773 or paper proposals may be hand delivered/mailed to Orange County Fire Authority, Purchasing Department, 1 Fire Authority Road, Building C, Irvine, CA 92602.

Paper proposals shall be submitted with one (1) original hard copy and one (1) electronic copy in PDF or Word (on digital media – must contain the exact same information, in the same order and format as the paper proposal). Proposals shall be sent to the attention of the Assistant Purchasing Agent, within said time limit, in a sealed envelope identified on the outside with the Offeror's Business Name, Proposal Number JA2440, and the due date. There will be no public opening of proposals.

Proposals will be received no later than 11:00 A.M. Pacific Standard Time (PST) on August 26, 2020.

LATE SUBMITTALS WILL NOT BE ACCEPTED.

A non-mandatory pre-proposal tele-conference is scheduled on Wednesday, July 29, 2020 at 2:00 P.M. Any questions concerning this RFP can be submitted online via the Q&A module available through PlanetBids before Friday July 31, 2020, 5:00 P.M. OCFA will publish a response to all inquiries through the e-procurement system and/or may issue an addendum as a result.

James Aguila | Assistant Purchasing Agent
jamesaguila@ocfa.org | (714) 573-6647

Contents

SECTION I: PROPOSAL INFORMATION 3
SECTION II: SCOPE OF WORK 7
SECTION III: GENERAL INSTRUCTIONS TO OFFERORS 14
SECTION IV: EVALUATION OF PROPOSALS AND NEGOTIATIONS 20
SECTION V: PROPOSAL REQUIREMENTS 23
EXHIBIT A: LETTER OF TRANSMITTAL 24
EXHIBIT B: STATEMENT OF QUALIFICATIONS QUESTIONNAIRE 25
EXHIBIT C: REFERENCES 27
EXHIBIT D: RESPONSE TO VEHICLE SPECIFICATIONS # 20-55-1 28
HEAVY RESCUE VEHICLE 28
EXHIBIT E: PRICING PAGE 30
EXHIBIT F: PARTY AND PARTICIPANT DISCLOSURE FORMS 33
EXHIBIT G: IRS FORM W9 38
EXHIBIT H: OFFEROR'S INFORMATION 39
EXHIBIT I: CERTIFICATION OF PROPOSAL 40
EXHIBIT J: SAMPLE MASTER AGREEMENT 41

SECTION I: PROPOSAL INFORMATION

INTRODUCTION

The Orange County Fire Authority (OCFA) is requesting proposals from authorized dealers for the purchase and build of one (1) new Heavy Rescue Vehicle in accordance with vehicle specification number 20-55-1. The Heavy Rescue Vehicle's primary role is to respond to natural disasters from earthquakes, building collapse, confined space rescues, and technical rescues. This vehicle carries a multitude of specialty rescue, trenching, shoring and rigging equipment.

The emergency nature of rescue and firefighting services requires that all manufacturers must be responsible and possess the ability to perform successfully under the terms and conditions of the contract. The intent of the specification is to keep with the policies of the Orange County Fire Authority Purchasing and Fleet Service Sections to obtain equipment suitable for the service demands of the Fire Authority.

AGENCY BACKGROUND

The Orange County Fire Authority was formed on March 1, 1995, transitioning from the Orange County Fire Department to a Joint Powers Authority (JPA) as allowed by California State Government Code 6500 et seq. The OCFA is an independent organizational entity similar to a special district. The service area includes twenty-three member cities, the unincorporated areas of Orange County, California, including State and Federal Responsibility areas. A twenty-three member Executive Board of Directors governs the OCFA. This Board includes an elected official appointed to represent each of the twenty-three member cities and two representatives from the County Board of Supervisors. The OCFA is managed by an appointed Fire Chief who reports to the Executive Board of Directors.

The OCFA is the largest regional fire service organization in Orange County and one of the largest in California. Emergency response services are provided to a community of over 1.75 million residents in a 575 square mile area. The OCFA has approximately 127 job classifications with an authorized staffing level is 1,372 full-time positions. The staff provides front-line services, including prevention, education, dispatch, emergency response and technical and administrative support.

The OCFA serves the following jurisdictions:

Aliso Viejo	Laguna Woods	Santa Ana
Buena Park	Lake Forest	Seal Beach
Cypress	La Palma	Stanton
Dana Point	Los Alamitos	Tustin
Garden Grove	Mission Viejo	Villa Park
Irvine	Rancho Santa Margarita	Westminster
Laguna Hills	San Clemente	Yorba Linda
Laguna Niguel	San Juan Capistrano	

ESTIMATED RFP SCHEDULE

Request for Proposal Issue Date	**July 13, 2020**
Pre-Proposal Tele-Conference *(attendance is optional)*	**July 29, 2020 2:00 P.M.**
Deadline to submit questions through Online Q&A	**July 31, 2020 by 5:00 P.M.**
Proposal Due Date	**August 26, 2020 by 11:00 A.M.**
Executive Committee *(if required)*	**October 24, 2020**

The tentative schedule of important dates is for general guidance only, to provide the supplier an indication of OCFA's internal processes. Other than the RFP Issue Date, the above dates and steps are subject to change without necessity of addendum.

TERM OF AGREEMENT

The term of any contract made as a result of this RFP shall be for the initial requested purchase and will become effective on the date that the contract is approved and the PO is issued.

At the option of OCFA, with the concurrence of the selected vendor, the contract may be extended for additional purchases for up to four (4) additional one-year periods, not to exceed a total contract term of five years. The contract extension is subject to the following:

- The satisfactory negotiation of terms, including a price acceptable to both the OCFA and the selected firm;
- The availability of an appropriation in the OCFA's budget.

PRE-PROPOSAL CONFERENCE

A non-mandatory pre-proposal tele-conference call is scheduled on **July 29, 2020 at 2:00 P.M.** This informational meeting will be held to allow for questions and clarifications concerning the Authority's RFP process and subsequent contract award. Offerors should be familiar with the proposal prior to attending the pre-proposal conference. Attendance at this pre-proposal meeting will be remote only through GoToMeeting. Please contact James Aguila via e-mail at: jamesaguila@ocfa.org to reserve your spot. Please note that the call-in space is limited and will be provided on a first come first serve basis.

QUESTION SUBMITTAL

Please review the entire RFP package at your earliest opportunity and submit questions through the Q&A Tab on the PlanetBids vendor portal no later than **5:00 PM on July 31, 2020**. Questions which are submitted prior to the pre-proposal conference will be addressed during the pre-proposal meeting.

ADDENDUM

Any information or instructions that result from the pre-proposal meeting will be documented in an addendum and sent to all prospective bidders who have downloaded the bid package through Planet Bids. Any additions, deletions, changes, clarifications, or supplemental information regarding the RFP will be sent to all prospective Proposers prior to the date fixed for the receipt of proposals. All addenda so issued shall become part of the contract documents.

DUE DATE

Proposals will be received no later than **11:00 A.M., August 26, 2020**. Late proposals will not be accepted.

PROPOSAL SUBMITTAL

Submittal of Proposals for JA2440 will be accepted online through OCFA's electronic procurement system, PlanetBids, at: http://www.planetbids.com/portal/portal.cfm?CompanyID=14773 or paper proposals may be hand delivered/mailed to the Orange County Fire Authority Purchasing Department.

Paper proposals shall be submitted with one (1) original hard copy and one (1) electronic copy in PDF or Word (on digital media – must contain the exact same information, in the same order and format as the paper proposal). Proposals shall be sent to the attention of the Assistant Purchasing Agent, within said time limit, in a sealed envelope identified on the outside with the Offeror's Business Name, Proposal

Number JA2440, and the due date. There will be no public opening of proposals. Paper proposals shall be submitted to the following address:

Delivery Address:
Orange County Fire Authority
Attn: Purchasing Section
1 Fire Authority Road Bldg. C
Irvine, CA 92602

Please note that the pricing page found in Exhibit E should be submitted separately in a sealed envelope so that the technical proposal can be evaluated without the consideration of cost.

Any Offeror who wishes his/her proposal to be considered is responsible for making certain that the proposal is submitted electronically by the announced time. No oral, telegraphic, facsimile, or telephonic proposals or modifications will be considered unless specified. Proposal information shall not be made public until after the contract is awarded. At that time the executed contract will become public information.

By submitting an offer, the Offeror acknowledges understanding of the rules as defined in this RFP. Compliance with all of the terms and conditions of the agreement is mandatory for companies providing services to OCFA.

No obligation, either expressed or implied, exists on the part of the OCFA to make an award or to pay any costs incurred in the preparation or submission of a proposal. All costs associated with the preparation or submission of proposals covered by this RFP, are solely the responsibility of the Offerors.

GENERAL INFORMATION

The successful proposal will be one that demonstrates the ability to meet the requirements of the solicitation. Sealed proposals will be accepted up to the date and time stated herein. Proposals must be prepared in conformance with the instructions provided.

Only those firms with verifiable experience as it relates to the requirement of this solicitation will be considered during the evaluation process.

To be considered responsive, Offerors must respond to this solicitation in accordance with the requirements, specifications, commercial terms, and provisions as described and set forth herein. Proposals must embrace a concept that the successful Offeror will satisfy all of the objectives and service specifications outlined in this document.

Any Offeror who wishes his/her proposal(s) to be considered is responsible for making certain that the proposal is received in the Purchasing Office by the announced time. No oral, telegraphic, facsimile, or telephonic proposals or modifications will be considered unless specified. Proposals received after the scheduled submittal deadline will be returned unopened. Proposals must bear original signatures when the proposal is not submitted electronically. Please note that there will be no public opening of proposals. Proposal information shall not be made public until the contract is awarded. At that time the executed contract will become public information.

The Orange County Fire Authority reserves the right to negotiate with any Offeror(s) as necessary to serve the best interest of the Authority and negotiate the final contract(s) with the most responsive, responsible Offeror. OCFA reserves the right to waive, at its discretion, any irregularity or informality, which the OCFA deems correctable or otherwise not warranting rejection of the RFP. OCFA reserves the right to reject any and all proposals and to accept any proposal or portion thereof. No obligation, either expressed or implied, exists on the part of the OCFA to make an award or to pay any costs incurred in

the preparation or submission of a proposal. All costs associated with the preparation or submission of proposals covered by this RFP, are solely the responsibility of the Offerors.

By submitting an offer, the Offeror acknowledges understanding of the rules as defined in this RFP. Compliance with all of the terms and conditions of the agreement is mandatory for companies providing services to OCFA.

The intent of the OCFA is to award a contract to the respondent that scores the highest in the RFP evaluation process. Please provide your response to all the information requested in this RFP so that the firm you represent can be assessed to the best advantage.

INTENTIONALLY LEFT BLANK

(RFP CONTINUED ON NEXT PAGE)

SECTION II: SCOPE OF WORK

2.1 BACKGROUND

The Heavy Rescue Vehicle's primary role is to respond to natural disasters from earthquakes, building collapse, confined space rescues, and technical rescues. This vehicle carries a multitude of specialty rescue, trenching, shoring and rigging equipment.

2.2 OBJECTIVE

The Orange County Fire Authority (OCFA) is requesting proposals from authorized dealers for the purchase and build of one (1) Heavy Rescue Vehicle in accordance with vehicle specification number 20-55-1. The intent of these specifications is to obtain equipment suitable for the service demands of the Fire Authority while following the policies of the Orange County Fire Authority Purchasing and Fleet Services Sections.

2.3 MINIMUM QUALIFICATIONS

Offerors must meet the following minimum requirements to be considered responsive. Failure to meet these minimum requirements may cause the submitted proposal to be eliminated from further consideration in the evaluation process.

- Proposals will only be accepted from vehicle builders who design, fabricate, and assemble complete vehicle at their own facilities. This requirement will protect the Orange County Fire Authority from divided warranty responsibility between chassis and body manufacturers. This shall include the chassis assembly, fabrication and attachment of the cab shell to the chassis assembly and complete body structure. Private labeling of another manufacturer's cab and or chassis will not meet this requirement.
- The successful offeror shall have a delivery and service facility within fifty (50) driving miles of the OCFA Fleet Services repair facility. The facility shall have been engaged in the delivery, repair and maintenance of similar vehicle for a minimum of five (5) years.
- The vehicle must be manufactured in the continental United States and shall be of the most current design and model year that the manufacturer produces.
- Awarded contractor must be able to provide proof of applicable licenses and/or permit's to do business within the State of California.

2.4 DELIVERABLES

2.4.1 SPECIFICATIONS

The objective of the specifications is to outline the requirements and general functional areas believed to be necessary to successfully perform this contract. The specifications are to be used as a general guide and are not intended to be a complete list of all work necessary to complete the project.

The Master Agreement incorporating the OCFA solicitation document, vehicle specifications document, and agreed upon scope of work will be the only documents used by the OCFA during the entire build process (start-finish). All proposals, specifications, in-house orders, shop build orders, etc. created by Offerors <u>are not</u> acceptable. No Exception.

All specified items requested by OCFA shall be supplied by the vehicle manufacturer/builder at no additional cost to the OCFA.

The Orange County Fire Authority and/or its representatives shall not be responsible for errors and/or mistakes made by the offeror in the submission of their proposal. The Fire Authority specifically reserves the right to reject any or all proposals.

See attached vehicle specification number 20-55-1 for specific requirements for one (1) Heavy Rescue Vehicle

2.4.2 EXCEPTIONS

Any exception(s) or clarifications to this specification shall be noted by the offeror, no matter how seemingly minor. No exception to or deviation from this specification will be considered unless specifically noted by the offeror. Any exception(s) not taken to these specifications shall be assumed by the OCFA to be included as specified, regardless of the cost to the offeror to comply.

OCFA may accept the recommended substitutions if they are determined by the OCFA to be equal to or superior to the item specified.

Failure to make changes to conform to any clause of these specifications within 30 days after notice is given by the OCFA to the vendor of non-compliance may be cause for rejection of the vehicle.

If a contract is awarded and it is subsequently determined that the offeror indicated “comply” and then is not able to meet that requirement at the cost quoted, the OCFA reserves the right to immediately cancel said contract. In the event that the contract is cancelled due to incorrect, incomplete or false information provided by the offeror, any and all costs incurred may be assessed at the offeror’s sole expense.

The Orange County Fire Authority and/or its representatives shall not be responsible for errors and/or mistakes made by the bidder in the submission of their bids.

If at the time of delivery, the vehicle is not in full compliance with the requirements of NFPA 1901, a statement of exceptions must be provided that includes:

- The specific standard affected
- A statement describing why the manufacturer is not in compliance
- A description of the remedy, and who the responsible party shall be
- The document must be signed by an officer of the company, and an authorized agent of the purchaser (OCFA).

2.4.3 TECHNICAL DATA AND DRAWINGS

Technical data describing the proposed vehicle and all major components shall be submitted. Major components include: body, cab/chassis, engine, transmission, front and rear axles, wheels and tires, brakes, and other specified components.

All offerors shall include the following technical drawings with their proposal:

- Preliminary drawings of proposed OCFA vehicle
- Turning radius report for the proposed OCFA vehicle

All drawings (for both proposed and “as-built” vehicle) shall be provided in full-size (approximately 34” x 22” for readability and clarity) and 8 ½” x 11”.

Manufacturer shall provide total weight certification (GVW and GAW) which includes rated axle capacities.

Manufacturer shall also provide road performance guarantees including: acceleration, top speed, grade-ability, braking, etc.

Vehicle turning radius (right and left) and rated axle capacity data shall be provided.

Materials, type of construction and general drawings showing compartment size, seating arrangements, controls and instrument panel layout shall be provided.

2.5 MATERIALS AND WORKMANSHIP

The design and construction of the vehicle, including all materials and workmanship, shall be of high quality and shall conform to the most recent applicable standards of the following:

- Society of Automotive Engineer's Standards and Recommended Practices
- National Fire Protection Association (NFPA) 1901 - Standard for Automotive Fire Vehicle
- Federal Motor Vehicle Safety (FMVSS)
- Environmental Protection Agency (EPA)
- Occupational Safety and Health Administration (OSHA) Standards
- California State Standards (Dot Title 13)
- All materials and components shall be new and of the most current model produced for which replacement parts are readily available.
- All component parts shall embody the original manufacturer's label plate and part or model number as applicable
- No manufacturer emblems/badges shall be affixed or stamped into the vehicle cab/body
- All piping, wiring, and tubing shall be neatly installed, secured where necessary, and protected from heat and mechanical damage. The exhaust must be sufficiently shielded and/or insulated as to not communicate any heat on the body surfaces, which contain medical supplies and substances that are heat sensitive.
- All welding shall be neat and have uniform beads. All welding spatter shall be removed.
- Any torch cut or sheered metal shall have ground-smooth cuts on all sides.
- All major components including the engine, transmission, radiator, front and rear axles, brakes, steering gear, fire pump and water tank shall be independently replaceable without cutting, burning or structural alteration of the vehicle. Welding shall not be employed in a manner that will prevent the ready removal of these component parts for inspection, service, or repair.
- Plastic tie wraps to secure wiring to frame rails will not be accepted. Metal wraps or restraints need to be used to secure the wiring.

2.6 PARTS & SERVICE

It is the intent of the Purchaser to assure that parts and service are readily available for the equipment specified.

The successful offeror shall have a delivery and service facility within fifty (50) driving miles of the OCFA Fleet Services repair facility. The facility shall have been engaged in the delivery, repair and maintenance of vehicle for a minimum of five (5) years. The facility shall have adequate covered, lighted and floor area for inspection and repair of the vehicle and shall be approved by the OCFA Fleet Services section (No exception).

2.7 DUE DATES/SCHEDULES/TIMELINES

The vehicle and any equipment described within these specifications shall be completed and delivered to the OCFA, within 420 days after receipt of purchase order or as quoted by the contractor, whichever is sooner.

2.8 CONTRACTOR RESPONSIBILITIES

2.6.1 ORDER CONFIRMATION

OCFA will issue a purchase order for the initial purchase of two units. OCFA may subsequently issue purchase orders for additional units, as needed. For all orders, upon receipt of approved purchase order, Offeror shall confirm in writing, factory order number, factory assembly date, and estimated delivery schedule and emailed to:

Frank Grisenti, Fleet Services Coordinator at frankgrisenti@ocfa.org

Contractor shall not accept orders or requests in any form other than a purchase order.

2.6.2 SYSTEM PERFORMANCE TESTS

The following systems shall be thoroughly inspected and exercised prior to delivery. When applicable, these tests shall be performed or witnessed by an OCFA approved independent third party certification organization. All tests shall comply with the latest edition NFPA 1901 and NFPA 1911 standards.

- The vehicle shall be electrically tested and the electrical testing, certifications, and test results shall be submitted with delivery documentation per requirements of NFPA 1901.
- A complete electrical scan showing max output in useable amps of power produces and available at idle and available maximum power shall be provided prior to build.
- An Allison performance scan shall be provided before vehicle is built.

Any additional testing requirements as set forth in the most current revision of NFPA 1901 shall conform as described in that standard. Copies of all test/inspection results and certificates of compliance shall be provided with the vehicle at the time of delivery. When required, testing shall be performed by an accredited third party certification organization that is not owned or controlled by the manufacturer or their representatives.

2.6.3 DMV REGISTRATION

The manufacturer shall provide the following:

- Complete California Department of Motor Vehicle registration (Exempt) including all taxes and fees.
- Certificate of origin.
- Verification of Vehicle Identification Number with California weight certification

2.6.4 DELIVERY

- The vehicle, its accessories, spare parts, and tools, shall be packed in such a manner as to prevent pilferage and ensure safe delivery to the designated point.
- Manufacturer shall provide a list of all items shipped loose with the vehicle.

- The vehicle will be delivered clean, full of fuel, Diesel Exhaust Fluid, DPF, clean and free of evidence of road travel, serviced and ready for immediate service. Delivery shall be FOB destination.
- Delivery of unit(s) to the OCFA shall include a pre-delivery check sheet showing what operations have been performed on the vehicle and be signed by the technician or individual(s) who serviced or repaired the unit.
- A supplemental vehicle information sheet (provided by the OCFA at the pre-construction meeting) is also required when the unit is delivered, as well as a flash drive showing ALL the makes and manufacturer model numbers, size, makes, etc., of all components that pertain to the unit. Payment will not be processed without this completed form. An electronic version of the form will be supplied by the OCFA if requested. Manufacturer is to complete sections two, three and four of the supplemental information sheet and return to OCFA.
- Prior to final delivery, each vehicle will have an "acceptance inspection" performed by the OCFA at the manufacturer's local service/repair/sales facility. After the successful completion of the inspection and all noted repairs, corrections and deficiencies are corrected the vehicle(s) can then be delivered to the OCFA Fleet Services facility and ready for immediate operation.
- **Delivery will not be considered complete and payment will not be processed until the following requirements are met:**
    - All reference material (described above) delivered to OCFA Fleet Services.
    - All loose equipment (listed later in these specifications) delivered to OCFA Fleet Services.
    - Training for both operations and fleet services personnel as described is completed by a factory authorized representative

2.6.5 LIQUIDATED DAMAGES

The contractor acknowledges and agrees that any delay would seriously affect the public welfare and the operations of the OCFA and that it is extremely difficult to ascertain and determine actual damages for such delay. Therefore, it is agreed that the contractor shall become liable to the OCFA for liquidated damages in the sum of one hundred dollars ($100) for each and every calendar day in excess of the date specified for delivery for each unit not delivered as scheduled. OCFA reserves the right to short pay invoices in lieu of colleting liquidated damages.

2.6.6 TRAINING

The manufacturer shall arrange for a factory trained representative to conduct training courses and demonstrate the equipment as follows at the customer's location:

- Three (3) days shall be provided for instruction on the operation, use and maintenance of the new vehicle for operators to coincide with our shift schedule. (one day per shift)
- Two (2) days shall be provided for the fleet services section for instruction on the operation, use and basic maintenance for repair of the chassis, body, and all components. To include trouble shooting chassis wiring and any multiplexing system. (Two days to accommodate all of fleet services attendance). Training to be scheduled within 90 days unless otherwise approved by OCFA.
- Factory representative shall be well versed and familiar with all aspects of the vehicle operations, capabilities and limitations (No exception).

- Manufacturer shall give permission for photo/video recording of any and all training sessions for future reference by the OCFA.

2.6.7 ENGINEERING/INSPECTION TRIPS

The manufacturer shall provide three (3) engineering/inspection trips as indicated below, to the facility/facilities, where the vehicle(s) will be manufactured. These inspections will ensure that all specification requirements have been met prior to delivery. OCFA will complete a final inspection on the vehicle at the manufacture prior to the vehicle being shipped.

- Pre-Engineering (pre-construction) conference
- Mid-point Inspection (70 to 80 percent completed)
- Final (pre-delivery) inspection of completed vehicle
  - This inspection will ensure that all specification requirements have been met prior to delivery.
  - If deviations, issues, corrections or paint inadequacies from these specifications are noted during the final inspection, they are to be corrected prior to the vehicle leaving the factory **(no exception).**

The manufacturer shall agree to bear all expenses including: travel, lodging, and meals for a total of up to:

- Five (5) OCFA representatives to attend the pre-engineering (pre-construction) meeting,
- Four (4) at mid-point inspection; and
- Four (4) at final inspection

Travel and inspections shall be conducted Monday thru Friday during normal business hours unless otherwise agreed upon by OCFA.

2.6.8 REPORTS

The successful offeror shall provide a weekly update of progress, to include pictures of each unit's progress. E-mail addresses will be provided for the distribution of this information.

2.6.9 WARRANTY

The manufacturer shall warranty the entire vehicle proposed, manufactured, and/or assembled by them to be free from defects in material and or workmanship under normal use and service for a period of not less than one (1) year from the date of acceptance by the OCFA.

The manufacturer shall include with their proposal a detailed description of the standard warranty for the proposed vehicle and major assembled components.

Manufacturer shall identify those items that are specifically not covered by the standard warranty and those considered normal wear items.

Any items not pre-identified as being "not covered" or as normal wear items by the manufacturer shall be considered by the OCFA to be covered for the entire warranty period.

Offeror shall include a statement which identifies the manufacturer's obligations and capability of furnishing parts and technical assistance to the customer for the normal life of the vehicle, fifteen (15) years.

Warranty option; offeror shall include with their proposal, a detailed description, including the additional cost of a five (5) year warranty for the proposed vehicle and major assembled components. This optional warranty shall specify those components that are covered, those items

where the standard component warranty is extended and also those items that are specifically not covered by the optional five year warranty.

Cost for this optional warranty shall be noted on the proposal pricing sheet and returned with proposal package.

The manufacturer will be required to handle all repairs and or replacement of parts that are covered as described within the standard or extended warranty period.

The complete unit shall be guaranteed against defective material or workmanship and shall be guaranteed to conform to the requirements of all tests plus any and all requirements specified herein.

Manufacturer shall allow a minimum of sixty (60) days for OCFA to place the vehicle into service following delivery and acceptance before the warranty period begins.

SECTION III: GENERAL INSTRUCTIONS TO OFFERORS

ACCEPTANCE PERIOD

Unless otherwise specified herein, proposals are firm for a period of one hundred eighty (180) days.

AMENDMENT OF REQUEST FOR PROPOSAL

The Offeror shall acknowledge receipt of a Request for Proposal Amendment by signing and returning the document by the specified due date and time. Amendments (addendums) may be obtained from the OCFA website at: www.ocfa.org. It is the Offeror's responsibility to obtain a copy of any amendment relevant to this solicitation. Any interested Offerors without Internet access may obtain a copy of this solicitation by calling (714) 573-6640, or a copy may be picked up during regular business hours. OCFA takes no responsibility for informing recipients of changes to the original solicitation document. Failure to submit signed amendments with the proposal response may be grounds for deeming submittal non-responsive.

RESERVATION OF RIGHTS

Notwithstanding any other provision of the Request for Proposal, OCFA reserves the right to:

- Conduct pre-award discussion or pre-award negotiations with any or all responsive responsible proposals; or
- Request that the Offeror furnish additional information; or
- Accept or reject any or all proposals, or portions thereof; or
- Issue multiple awards, if it is in the best interest of the agency; or
- Limit and/or determine the actual contract services to be included in the contract; or
- Reissue the Request for Proposal.

The OCFA reserves the unilateral right to modify or amend this RFP in writing at any time for any reason the OCFA determines to be in its best interest. The OCFA also reserves the right to cancel or reissue the RFP at its sole discretion. OCFA reserves the right to accept or reject any or all proposals and the right to waive minor irregularities in any proposal. Waiver of one irregularity does not constitute waiver of any other irregularities.

AWARD SELECTION PROCESS

A response to this Request for Proposal is an offer to contract with OCFA based upon the scope of work contained in OCFA's Request for Proposal and the vehicle specifications document. Award will be made to the Offeror(s) submitting the most advantageous proposal(s) after consideration of all Evaluation Criteria set forth in this solicitation. An Evaluation Committee will be established by the OCFA. The Committee will evaluate all proposals received in accordance with the Evaluation Criteria. OCFA reserves the right to establish weight factors that will be applied to the criteria depending upon order of importance. The award will be made in the best interests of OCFA after all factors have been evaluated.

Selection of qualified Offerors will be based on the following: quality and completeness of submitted proposal; understanding of project objectives; project approach; price proposal; support and services; qualifications and experience with similar types of efforts; and references. Additional questions may be asked of Offerors and demonstrations may be conducted. Offerors will be notified of any additional required information or demonstrations after the written proposals have been evaluated. The recommendation will be made to the OCFA Board of Directors Executive Committee if required. Once the contract(s) are approved, the Offeror(s) selected will enter into contract with the OCFA.

CAMPAIGN CONTRIBUTIONS DISCLOSURE

In conformance with the statutory requirements of the State of California Government Code Section 84308, part of the Political Reform Act and Title 2, California Code of Regulations 18438 through 18438.8, regarding campaign contributions to members of appointed Boards of Directors, Offeror is required to complete the Party and Participant Disclosure Forms provided in Appendix F of this RFP and submit as part of the proposal, if applicable. Offeror is required to submit only one copy of the completed form(s) as part of its proposal. This/these form(s) should be included in the original proposal. The Offeror and subcontractors must complete the form entitled "Party Disclosure Form". Lobbyists or agents representing the Offeror in this procurement must complete the form entitled "Participant Disclosure Form". Reporting of campaign contributions is a requirement from the proposed submittal date up and until the OCFA Board of Directors takes action.

CANCELLATION OF SOLICITATION

The OCFA may cancel this solicitation at any time.

CERTIFICATION

By signature on the Offer/Price Page, Certification of Submittal page, solicitation Amendment(s), or cover letter accompanying the submittal documents, Offeror certifies:

- The submission of the offer did not involve collusion or other anti-competitive practices.
- The Offeror shall not discriminate against any employee or applicant for employment in violation of Federal or State law.
- The Offeror has not given, offered to give, nor intends to give at any time hereafter, any economic opportunity, future employment, gift, loan, gratuity, special discount, trip, favor, meal or service to a public servant in connection with the submitted offer.
- The Offeror hereby certifies that the individual signing the submittal is an authorized agent for the Offeror and has the authority to legally bind the Offeror to the Contract.
- The Offeror hereby certifies, its principal and their named subcontractors are not debarred, suspended or otherwise excluded by the United States Government.

CONFIDENTIAL INFORMATION

All responses to this RFP become the property of OCFA and will be kept confidential until such time as recommendation for award of a contract has been announced. Thereafter, proposals are subject to public inspection and disclosure under the California Public Records Act. If a respondent believes that any portion of its proposal is exempt from public disclosure, such portion may be marked “confidential.” OCFA will use reasonable means to ensure that such confidential information is safeguarded but will not be held liable for inadvertent disclosure of such materials, data and information. Proposals marked “confidential” in their entirety will not be honored and OCFA will not deny public disclosure of all or any portion of proposals so marked. By submitting information with portions marked “confidential”, the respondent represents it has a good faith belief that such material is exempt from disclosure under the California Public Records Act and agrees to reimburse OCFA for, and to indemnify, defend and hold harmless OCFA, its officers, fiduciaries, employees and agents from and against: (a) any and all claims, damages, losses, liabilities, suits, judgments, fines, penalties, costs and expenses including, without limitation, attorneys’ fees, expenses and court costs of any nature whatsoever (collectively, “Claims”) arising from or relating to OCFA’s non-disclosure of any such designated portions of a proposal if disclosure is deemed required by law or court order. Additionally, OCFA may request that the bidder/respondent directly defend any action for disclosure of any information marked confidential.

COMPLIANCE WITH LAWS

All proposals shall comply with current federal, state, and other laws relative thereto.

DEBARMENT / SUSPENSION POLICY

In order to prohibit the procurement of any goods or services ultimately funded by Federal awards from debarred, suspended or otherwise excluded parties, each Offeror will be screened at the time of RFP response to ensure respondent, its principal and their named subcontractors are not debarred, suspended or otherwise excluded by the United States Government in compliance with the requirements of 7 Code of Federal Regulations (CFR) 3016.35, 28 CFR 66.35, 29 CFR 97.35, 34 CFR 80.35, 45 CFR 92.35 and Executive Order 12549.

OCFA will verify respondent, its principal and their named subcontractors are not on the Federal debarred, suspended or otherwise excluded list of vendors located at www.sam.gov.

DISCUSSIONS

The OCFA reserves the right to conduct discussions with Offerors for the purpose of eliminating minor irregularities, informalities, or apparent clerical mistakes in the proposal in order to clarify an offer and assure full understanding of, and responsiveness to, solicitation requirements.

DISQUALIFICATION OF OFFEROR(S)

If there is reason to believe that collusion exists among the Offerors, OCFA may refuse to consider proposals from participants in such collusion. No person, firm, or corporation under the same or different name, shall make, file, or be interested in more than one proposal for the same work unless alternate proposals are called for. A person, firm, or corporation who has submitted a sub-proposal to an Offeror, or who has quoted prices on materials to an Offeror, is not thereby disqualified from submitting a sub-proposal or quoting prices to other Offerors. Reasonable grounds for believing that any Offeror is interested in more than one Proposal for the same work will cause the rejection of all Proposals for the work in which a Firm is interested. If there is reason to believe that collusion exists among the Firms, OCFA may refuse to consider Proposals from participants in such collusion. Firms shall submit as part of their Proposal documents the completed Non-Collusion Affidavit provided herein.

DISPUTES RELATING TO PROPOSAL PROCESS AND AWARD

In the event a dispute regarding this solicitation arises, the party wishing resolution of the dispute must submit a request to the Purchasing Manager in writing. The request must include information regarding the legal and factual grounds of the dispute, the form of relief requested, and be brought forth in accordance with OCFA's Purchasing Ordinance, Article IX. Legal and Contractual Remedies, which can be found on OCFA's website.

Requests to resolve a dispute concerning improprieties in the proposal process prior to the solicitation due date, must be submitted not less than five (5) working days before the solicitation due date.

Should a dispute arise regarding this solicitation's Recommendation for Award or Denial of Award, the request for resolution must submitted in writing within seven (7) days after the party bringing the dispute knows or should have known the facts hereto; however in no event later than seven (7) days after issuance of the Intent to Award.

EXPERIENCE AND COMPETENCY

The successful Offeror(s) shall be skilled and regularly engaged in the general class or type of work called for under the contract. The successful Offeror(s) shall also have **no less than three (3) years' experience in the magnitude and character of the work proposal**. Each Offeror shall provide information about experience with the proposal. To determine the degree of responsibility to be credited to the Offeror, OCFA will weigh any evidence that the Offeror has performed satisfactorily other contracts of like nature, magnitude, and comparable difficulty and comparable rates of progress. In selecting the most responsive and responsible Offeror(s), consideration will be given not only to the financial standing,

but also to the general competency of the Offeror for the performance of the work specified in the contract documents.

FAMILIARIZATION OF SCOPE OF WORK

Before submitting a proposal, each Offeror shall familiarize themselves with the scope of work, laws, regulations and other factors affecting contract performance. The Offeror shall be responsible for fully understanding the requirements of the subsequent Contract and otherwise satisfy themselves as to the expense and difficulties accompanying the fulfillment of contract requirements. The submission of a proposal will constitute a representation of compliance by the Offeror. There will be no subsequent financial adjustment, other than that provided by the subsequent Contract, for lack of such familiarization.

INDEMNIFICATION

Offeror shall protect and indemnify the OCFA, the Board of Directors, and all of its or their officers, agents and servants against any claim or liability arising from or based on Offeror's violation of any existing or future state, federal, and local laws, ordinances, regulations, orders or decrees pertaining to Offeror's submittal.

INQUIRIES

Any question related to the Request for Proposal shall be directed to Assistant Purchasing Agent, James Aguila. Questions and comments regarding this solicitation must be submitted via PlanetBids, no later than the stated Q&A deadline. The questioner's company name, address, phone and fax number, and contact person must be included with the questions or comments. Any correspondence related to a solicitation should refer to the appropriate Request for Proposal number, page and paragraph number. Oral interpretations or clarifications will be without legal effect. Only questions answered by a formal written amendment to the Request for Proposal will be binding. Answers will be released via addendum through PlanetBids and notification will be sent to prospective bidders who have downloaded the bid documents.

LATE PROPOSALS

Late proposals will be rejected and not opened.

NEGOTIATIONS

Exclusive or concurrent negotiations may be conducted with responsible Offeror(s) for the purpose of altering or otherwise changing the conditions, terms and price of the proposed contract unless prohibited. Offerors shall be accorded fair and equal treatment in conducting negotiations and there shall be no disclosure of any information derived from proposals submitted by competing Offerors. Exclusive or concurrent negotiations shall not constitute a contract award nor shall it confer any property rights to the successful Offeror. In the event the OCFA deems that negotiations are not progressing, OCFA may formally terminate these negotiations and may enter into subsequent concurrent or exclusive negotiations with the next most qualified firm(s).

OBJECTIONS

Any objections as to the structure, content or distribution of this RFP must be submitted in writing to Purchasing Manager less than five (5) working days before the RFP due date. Objections must be as specific as possible, and identify the RFP section number and title, as well as a description and rationale for the objection.

OFFER AND ACCEPTANCE PERIOD

In order to allow for an adequate evaluation, OCFA requires an offer in response to this solicitation to be valid and irrevocable for one hundred and eighty (180) days after the proposal due date and time.

PRE-PROPOSAL CONFERENCE

If scheduled, the date and time of a Pre-Proposal conference is indicated on the cover page of this document. Written minutes and/or notes will not be available, therefore attendance is encouraged. If an Offeror is unable to attend the Pre-Proposal Conference, questions may be submitted in writing. Offerors are encouraged to submit written questions, via electronic mail or facsimile, at least five days prior to the Request for Proposal due date to the Purchasing Manager. The purpose of this conference will be to clarify the contents of this Request for Proposal in order to prevent any misunderstanding. Any doubt as to the requirements of this Request for Proposal or any apparent omission or discrepancy should be presented to OCFA at this meeting. OCFA will then determine the appropriate action necessary, if any, and may issue a written amendment to the Request for Proposal. Oral statements or instructions will not constitute an amendment to this Request for Proposal.

PREPARATION OF PROPOSAL

- All proposals shall incorporate the forms provided in this Request for Proposal package. It is permissible to copy these forms as required. Facsimiles or electronic mail proposals shall not be considered.
- The Proposal form and any solicitation amendments must be signed and returned with the proposal. The forms submitted shall be signed by a person authorized to submit an offer. An authorized signature on the Proposal form, Proposal Amendment(s), or cover letter accompanying the proposal documents shall constitute an irrevocable offer to provide services specified herein. Offeror shall submit any additional requested documentation, signifying intent to be bound by the terms of the agreement.
- The authorized person signing the proposal shall initial erasure, interlineations or other modifications on the proposal.
- Periods of time, stated as a days, shall be in calendar days.
- It is the responsibility of all Offerors to examine the entire Request for Proposal package and seek clarification of any requirement that may not be clear and to check all responses for accuracy before submitting a proposal. Negligence in preparing a proposal confers no right of withdrawal after due date and time.
- OCFA shall not reimburse the cost of developing, presenting, submitting or providing any response to this solicitation.
- Offeror must list any subcontractors to be utilized in the performance of the services specified herein. For each subcontractor, details on respective qualifications must be included.

PROPOSAL OPENING AND RESULTS

Please note that there will be no public opening of proposals. The list of firms participating in the solicitation will be available when the recommendation for award(s) is made to the Executive Committee.

PUBLIC RECORD

All proposals submitted in response to this Request for Proposal shall become the property of OCFA and shall become a matter of public record available for review subsequent to the award notification.

WHERE TO SUBMIT PROPOSALS

In order to be considered, the Offeror must complete and submit its proposal to OCFA Purchasing Office at the location indicated, prior to or at the exact date and time indicated on the Notice of Request for Proposal page. The Offeror's proposal shall be submitted in a sealed envelope. The words "SEALED PROPOSAL" with the REQUEST FOR PROPOSAL TITLE, REQUEST FOR PROPOSAL NUMBER,

PROPOSAL DUE DATE AND TIME and OFFEROR'S NAME AND ADDRESS shall be written on the envelope.

WITHDRAWAL OF PROPOSAL

At any time prior to the specified solicitation due date and time, an Offeror may formally withdraw the proposal by a written letter, facsimile or electronic mail from the Offeror or a designated representative. Telephonic or oral withdrawals shall not be considered.

SECTION IV: EVALUATION OF PROPOSALS AND NEGOTIATIONS

EVALUATION PROCESS

Proposals must fully address the evaluation factors; contain references and data to verify qualifications and experience that address the Firm's ability to provide services as outlined in the scope of work. All proposals will be reviewed by an evaluation committee comprised of OCFA staff for compliance with the specifications including documented capability to perform the prescribed work in a satisfactory manner. Respondents should respond to all requirements in the order in which they are presented. Proposals, which appear to be compliant, will be evaluated in accordance with the following:

1. **Statement of Qualifications & Experience (maximum points 15)**

   This set of criteria assesses the Offeror's history of performance and demonstrated ability and expertise in providing the service based on the responses provided in the transmittal letter and statement of qualifications in addition to the qualifications and experience of key-personnel assigned to the project team and relevant experience of the firm.

2. **Ability to meet the specifications (50)**

   This set of criteria assesses the technical capabilities of the offeror and how the required specifications are met. The number of exceptions may be taken into consideration as well.

3. **Proposed Costs (maximum points 35)**

   The lowest price proposal will not necessarily be selected. OCFA is looking for the best value versus the lowest price. The evaluation of each Offeror's cost proposal will be conducted using the following formula:

$$\frac{\text{Total Cost of Lowest Responsive Offer}}{\text{This Proposer's Total Cost}} \times 35 = \text{Awarded Points}$$

   Because this proposal is negotiable, all pricing data will remain confidential until after award is made, and there will be no public opening and reading of proposals. OCFA may request a best and final offer from the top ranking firms for further evaluation and consideration. Overall responsiveness to the Request for Proposals is an important factor in the evaluation process.

ADDITIONAL INFORMATION ABOUT THE EVALUATION PROCESS

1. **Shortlist**

   OCFA reserves the right to shortlist the Offerors on all of the stated criteria. OCFA may determine that short listing is not necessary.

2. **Interviews/Demonstrations**

   OCFA reserves the right to conduct interviews and/or demonstrations with some or all of the Offerors at any point during the evaluation process. However, OCFA may determine that interviews/demonstrations are not necessary. In the event interviews/demonstrations are conducted, information provided during the interview/demonstration process shall be taken into consideration when evaluating the stated criteria. OCFA shall not reimburse the Offeror for the costs associated with the interview process. Demonstrations will be held at a time and place specified by OCFA. The Firm's key project team members will be invited to attend the interview/demonstration. The interviews will last approximately 60 minutes, with the time allocated between firm's presentation and question and answer period. The firms should be prepared to discuss at the interview, their specific experience providing services similar to

those described in the RFP, project approach, estimated work effort, available resources, and other pertinent things that distinguish your firm from others.

3. **Interview/Demonstration Rating Criteria**

The following criteria and points will be used in evaluating and rating the interviewed firms.

- **Interview/Questions (maximum points 25):**
- **References (maximum points 5)**

The score achieved from the interview will be combined with the scoring for the initial evaluation, for a total. It is OCFA's intent to commence negotiations with the Offeror(s) deemed most advantageous. OCFA reserves the right to re-evaluate the written proposal in light of any additional information provided in the interview process.

4. **Additional Investigations:**

OCFA reserves the right to make such additional investigations as it deems necessary to establish the competence and financial stability of any Offeror submitting a proposal.

5. **Prior Experience:**

Previous experiences with the proposer may be taken into consideration when evaluating qualifications and experience.

6. **Overall Evaluation of the Proposal Response:**

The overall completeness, accuracy and quality of the proposal may be taken into consideration when evaluating the qualifications and experience.

7. **Post-Proposal Discussions with Offerors:**

OCFA reserves the right to conduct post-proposal discussions with any Offeror(s).

NEGOTIATIONS

Because this proposal is negotiable, all pricing data will remain confidential until after award is made, and there will be no public opening and reading of proposals. OCFA may request a best and final offer from the top ranking firms for further evaluation and consideration. Overall responsiveness to the Request for Proposals is an important factor in the evaluation process. Offerors shall respond to all requirements in the order in which they are presented. Proposals, which appear to be compliant, shall be evaluated in accordance with the following

The Offeror with the best ranking after negotiations will be recommended for award of the contract. When the evaluation team has completed its review of the proposals and the finalized the negotiated the best and final offer, the Purchasing Department will send a Notice of Intent to Award to the successful Firm. The award may be subject to Executive Committee approval.

NOTICE OF INTENT TO AWARD/EXECUTION OF CONTRACT

Following the interviews and final contract negotiations, a notification of OCFA's intent to award contract ("Notice of Intent to Award") will be sent to the successful Offeror(s). Following receipt of the Notice of Intent to Award, and no more than ten (10) days prior to submittal of the recommendation for award of contract to the Executive Committee, the successful Offeror(s) shall submit the following items to the Purchasing & Materials Manager or designee:

A. Two (2) hard copy originals of the Master Agreement, in a form approved by OCFA General Counsel, signed by an individual(s) duly authorized to bind the Offeror.

B. Evidence of insurance coverage consisting of certificates of insurance and original endorsements as required per the Master Agreement (see Exhibit "J").

In case of failure of the Offeror(s) to execute and return the Master Agreement and all required documents within the time allowed, the OCFA may, at its option, consider that the Offeror(s) has/have abandoned the contract.

Following the Board of Director's acceptance and approval of the recommendation for award of contract, OCFA shall return one fully executed copy of the Master Agreement to Offeror(s).

ORANGE COUNTY FIRE AUTHORITY

Request for Proposal

Heavy Rescue Vehicle

July 13, 2020 **RFP Number: JA2440**

SUPPLEMENTAL INFORMATION

- HEAVY RESCUE 6 EQUIPMENT & WEIGHTS
    - Drivers Side 2
    - Drivers Side 3
    - Drivers Side 4
    - Drivers Side 5
    - Drivers Side 6
    - Officers Side 2
    - Officers Side 3
    - Officers Side 4
    - Officers Side 5
    - Officers Side 6
    - Rear Compartment
    - Topside Drivers Side
    - Topside Officers Side
    - Topside Center Lumber
- LUMBER LAYOUT
- SAMPLE COMPARTMENT LAYOUT PICTURES
    - Battery Wiring
    - Battery Wiring 2
    - Heavy Rescue Drivers Side
    - Heavy Rescue Officers Side
    - Heavy Rescue Topside Compartments
    - Heavy Rescue Rear
    - Termination Studs
    - Termination Studs 2

DRIVERS SIDE 2

MEDICAL (EMS)	Quantity	Unit	Weight	Total
BLS Trauma Bag	1	ea	20	20
AED	1	ea	7	7
Airway/O2 Bag	1	ea	18	18
Splint Bag	1	ea	5	5
Stiffneck Collar Bag	1	ea	5	5
Infectious Control Kits	8	ea	2	16
Spare Oxygen Cylinder	1	ea	10	10
MISC TOOLS				
Toolbox W/ Tools	1	ea	200	200
2 SCBA Harness	2	ea	28	56
Firefighter Gear/Engineer	2	ea	150	300
Battery Chargers for Tools and Batteries	1	ea	30	30
Foxfury handlamps	2	ea	5	10
			Total Weight	**677**

DRIVERS SIDE 3

EXTRICATION / RESCUE	Quantity	Unit	Weight	Total
Genesis Power Unit	1	ea	75	75
Genesis Hoses	3	ea	10	30
Genesis Spreaders	1	ea	44	44
Genesis Shears	1	ea		
Genesis Ram Long	1	ea	38	38
Genesis Ram Medium	1	ea	30	30
Genesis Ram Short	1	ea	28	28
Genesis Ram (Push-Pull)	1	ea		
Genesis Tip Box	1	ea	30	30
Chain Box	1	ea	50	50
Chain Bag	4	ea	60	240
Step Chocks (Crib)	1	pair	30	30
Genesis Combi Tool (battery pac)	1	ea	50	50
Genesis Combi Tool Backpack	1	ea	4	4
Genesis Battery Bag	1	ea	10	10
Rabbit Tool	1	ea	27	27
High Pressure Lift Kit (regulator/hoses)	1	ea	180	180
High Pressure Lift Bags Small-Large	10	ea		
Medium Pressure Air Cushions	2	ea	25	50
Pak Hammer	1	ea	46	46
Seatbelt and Misc. Hand tools	1	ea		
Come-A-Long	2	ea	14	28
Rebar Cutter	1	ea	70	70
LIFTING				
High Lift Jack	2	ea	24	48
Jack, Sidewinder	1	ea	23	23
Jack, Bottle	2	ea		
Paratech Strut Kit (Box)	1	ea	48	
Paratech Pump	2	ea	40	80
Paratech Strut (Grey)	8	ea		
Paratech Hydrofusion Pump	2	ea		
Paratech Hydrofusion Strut	2	ea		
Paratech Strut Tips	8	ea	56	450
Paratech Strap Bag	1	ea	64	64
			Total Weight	**1725**

DRIVERS SIDE 4

HAND TOOLS (Power)	Quantity	Unit	Weight	Total
1/2" Impact Gun	1	ea	9	9
1/4" Impact Gun	1	ea	6	6
Drill (battery)	1	ea	6	6
Rotary Hammer (battery)	1	ea	17	17
Sawzall (battery)	2	ea	16	32
Sawzall (110 corded)	2	ea	15	30
Rotary Hammer	2	ea	42	84
Misc. Tools, Spare Saw Blades and Bits	1	ea		
Dremel Tool / Kit	1	ea	5	5
Angle Grinder Kit	1	ea	21	21
LONG TOOLS				
shovel (spade)	2	ea	3	6
Shovel (flat)	2	ea	6	12
Shovel (scoop)	2	ea	6	12
Shovel (Gerber)	4	ea	2.5	10
Shovel (Coleman)	2	ea	1	2
Wrecking Bar (24")	2	ea	4	8
Wrecking Bar (36")	3	ea	8	24
Wrecking Bar (60")	4	ea	25	100
Sledge Hammer (10lbs)	2	ea	12	24
Pro Bar w/wedge	2	ea	11	22
Fireman's Axe	2	ea	8	16
Bolt Cutters (small)	1	ea	8	8
Bolt Cutters (large)	1	ea	18	18
SCBA Spares over Wheels	3	ea	11	33
			Total Weight	**505**

DRIVERS SIDE 5

Description	Quantity	Unit	Weight	Total
Plywood	12	each	30	360
Crib Box	5	each	110	550
			Total Weight	**910**

DRIVERS SIDE 6

PNEUMATIC TOOLS	Quantity	Unit	Weight	Total
Breaker (large)	5	ea		
Breaker (Medium)	2	ea		
Breaker (small)	4	ea		
Pneumatic Hose	8	ea		
Tips (multiple for each tool)				
Oilers (without hose)	2	ea		
Oilers (with hose)	6	ea		
Air Manifold	2	ea		
Hose (50')	3	ea		
Hose (25')	4	ea		
Hose (wildland 1-1/2" 100')	2	ea		
Misc. Tools, Fittings, Tips, regulators				
90# Breaker	1	ea	90	90
60# Breaker	1	ea	60	60
Trench Digger	1	ea	40	40
Large Bits	10	ea	12	120
Small Bits	9	ea	5	45
Socket tray	1	ea	48	48
Bit tray	1	ea	20	20
Pneumatic Accessories	1	ea	30	30
Road Flare Bag	1	ea	16	16
Rivet Buster	2	ea	30	60
Clay Digger and Accessories	1	ea	80	80
Pneumatic Bit Accessories	1	ea	90	90
Feed Bags	5	ea	3	15
Chippers	3	ea	16	48
Airline Accessories	1	ea	20	20
			Total Weight	782

OFFICERS SIDE 2

ROPES AND RIGGING	Quantity	Unit	Weight	Total
Rope Bag 300'	6	ea	26	156
Rope Bag 300' W/ 4:1 Rigging Bag	1	ea	35	35
Rope Bag 600'	3	ea		
Rope Bag 100' Utility	2	ea		
Rigging Bag	2	ea	38	76
Azteks (sets of 4)	5	ea	7	35
Misc. Rope Gear Bag	1	ea	15	15
Edge Protection	2	ea		
Knott Passing Pully	2	ea		
Pickets 4'	18	ea	6	108
RQ3 Picket Holder	2	ea	3	6
Picket Slammer	1	ea	10	10
Arizona Vortex (4 bags)	1	ea	102	102
Harness (class III)	7	ea	10	70
Sky-Hook	1	ea		
Stokes Basket (with internal lashing)	2	ea	36	72
M.R.E.'s / HYDRATION				
Meals Ready To Eat	12	ea	1.6	20
Gatorade	24	ea		
Water	24	ea		
SCBA Harness	2	ea	28	56
			Total Weight	**761**

OFFICERS SIDE 3

WINCH OPERATIONS	Quantity	Unit	Weight	Total
Portable Winch (10 tons)	1	ea	104	104
Winch Bag (accessories)	1	ea	41	41
Wreck Master	4	ea	5.75	23
Shackles (large)	2	ea		
Tow Strap (5')	2	ea		
Tow Strap (10')	2	ea		
Tow Strap (15')	2	ea		
Tow Strap (25')	2	ea		
Chain (multiple lengths)				
			Total Weight	**168**

OFFICERS SIDE 4

HOTWORK CUTTING/TORCH	Quantity	Unit	Weight	Total
Petrogen Bag W/Torch	1	ea	63	63
Petrogen Hose	1	pair	63	63
Petrogen Fuel Tank	2	ea	20.5	41
Oxygen Cylinder (large)	1	ea		
Petrogen Bag W/PPE (shield/leathers)	1	ea	20	40
Plasma Cutter Unit	1	ea	97	97
Plasma Cutter Cord (electric extension)	1	ea		
Plasma Cutter Hose (air extension)	1	ea	75	75
P.W. Extinguisher	1	ea		
SCBA Spare Bottles 60 min	12	each	19	228
SCBA Spare Bottles 30 min	3	each	11	33
			Total Weight	**640**

OFFICERS SIDE 5

CARPENTRY KITS/WOOD TOOLS	Quantity	Unit	Weight	Total
Carpentry kits/bags	2	ea	40	80
Search Mark Kits (bags)	3	ea	12	36
Chem Light bag	1	ea	5	5
Nail Gun (framing)	2	ea	12	24
Palm Nailer	3	ea	3	9
Nails (nail gun/box)	1	ea	50	50
Nails (loose/square bucket)	5	ea	30	150
Saw Skill	2	ea	21	42
Saw Metal	1	ea	9	9
Saw Beam	1	ea	35	35
Saw Compound Miter	1	ea	60	60
Hand Wood Saw	2	ea		
Extra Saw Blades	15	ea		
Ellis Post Jack	8	ea	11	88
Ellis clamps	32	ea	3	96
Ellis Jack Wrench	2	ea	10	20
Plywood	already calculated on D5			
			Total Weight	**704**

OFFICERS SIDE 6

ELECTRICAL (non-battery)	Quantity	Unit	Weight	Total
Honda 7000is Generator (portable)	1	ea	261	261
Honda 2000i Generator (portable)	1	ea	45	45
Spider Box	1	ea	30	30
Junction Box (GFI/yellow)	2	ea	10	20
Junction Box (GFI/Grey)	1	ea	8	8
Electrical Adaptors (bag)	1	ea	17	17
50 amp Electrical Cord	1	ea	20	20
Electrical Extension Cord	8	ea	34	272
Foxfury Light W/Charger	1	ea	27	27
Flood Light (portable)	6	ea	9	54
			Total Weight	**754**

REAR COMPARTMENT

RIC	Quantity	Unit	Weight	Total
Ric Bag	1	ea	35	35
Large Area Search Tarp	1	ea		
Search Reed	1	ea		
Large Area Search Line	1	ea		
SAWS				
Chain Saw	2	ea	20	40
Rotary Saw	2	ea	32	64
Cutters Edge Chain Saw	1	ea	20	20
Cutters Edge Water Pump	1	ea	19	19
Cutters Edge Support Kit (fittings-hoses)	1	ea		
Electric Chain Saw	1	ea	5	5
Chain Saw Rehab Kit	1	ea	40	40
Rotary Saw Extra Blades	18	ea	2	36
FUEL (tools)				
Gasoline (straight fuel) 1 gal	12	ea	6	96
Gasoline (50:1) 1 gal	12	ea	5	60
Funnel	2	ea		
			Total Weight	**415**

TOPSIDE DRIVERS SIDE

CONFINED SPACE	Quantity	Unit	Weight	Total
Ram Fan	2	ea	40	80
Lockout Tagout Kit (bag)	1	ea	15	15
Saddle Vent (with holders)	2	ea		
90º Elbow Vent Duting	2	ea	15	30
Supplied Air Bag (with communication)	2	ea	70	140
Communication Kit (box)	1	ea	40	40
Supplied Air Cart (box)	1	ea	36	36
Escape Packs (4 each) (green bag)	2	Pair	26	52
SKED (large & small)	2	ea	15	30
Tunnel Red Sled	1	ea	22	22
Yates Spec Pack	1	ea	23	23
Drag-N-Lift	1	ea	15	15
Knee / Elbow pads (3 pair) Headlamps	2	ea	11	22
W.M.D. / BALLISTIC PPE				
W.M.D. Box	1	ea	66	66
Duo-Dote Kit (box)	1	ea		
Half-Mask / Filter bag	1	ea	10	10
Ballistic Helmet	4	ea		
Ballistic Vest	4	ea	19.5	78
			Total Weight	**659**

TOPSIDE OFFICERS SIDE

AIR KNIFE/RESCUE VAC	Quantity	Unit	Weight	Total
Rescue Knife Wand	1	ea		
Rescue Vac	1	ea		
Hose (6" hard-suck 15')	2	ea	60	120
Couplings	2	ea		
Collapsable Bucket	6	ea		
TRENCH RESCUE				
Speed Shore	4	ea	20	80
Speed Shore Release Tool	1	ea		
Speed Shore Pump Can	1	ea	60	60
(See Lumber and Carpentry cache)				
SEARCH CAMERA				
Search Camera	2	ea	25	50
			Total Weight	**310**

TOPSIDE CENTER LUMBER

LUMBER ITEM	Quantity	Unit	Weight	Total
6x6x16'	6	ea	118	708
2x6x16'	6	ea	32	192
4x4x16'	8	ea	48	384
2x4x16'	4	ea	21	84
2x12x8'	8	ea	33	264
2x6x8'	8	ea	16	128
4x4x8'	24	ea	24	576
2x4x8'	4	ea	11	44
			Total Weight	**2380**

LUMBER LAYOUT

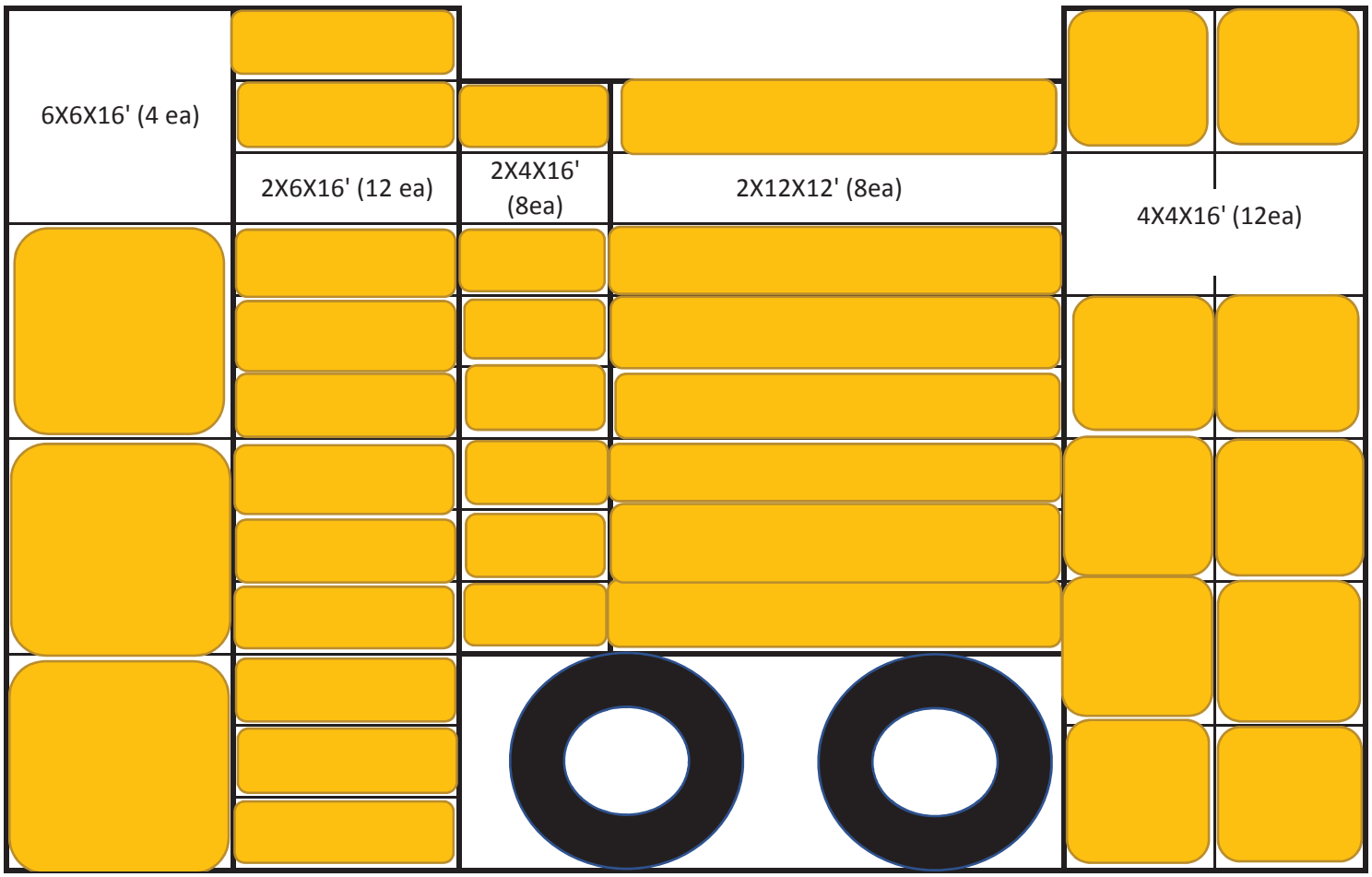

BATTERY WIRING

BATTERY WIRING 2

HEAVY RESCUE DRIVERS SIDE

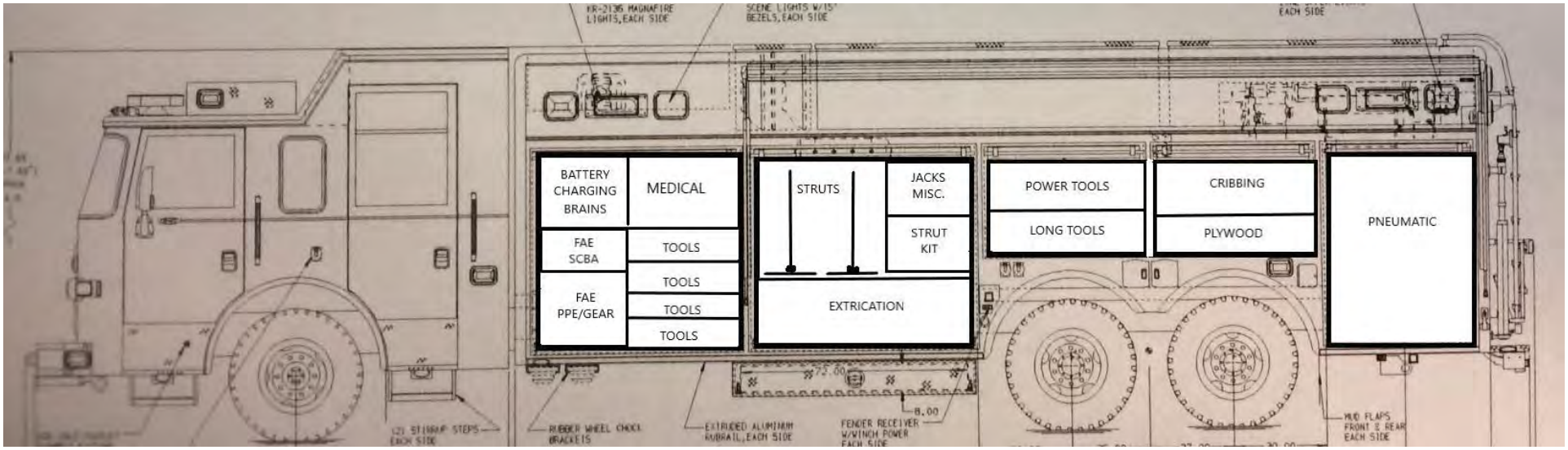

HEAVY RESCUE OFFICERS SIDE

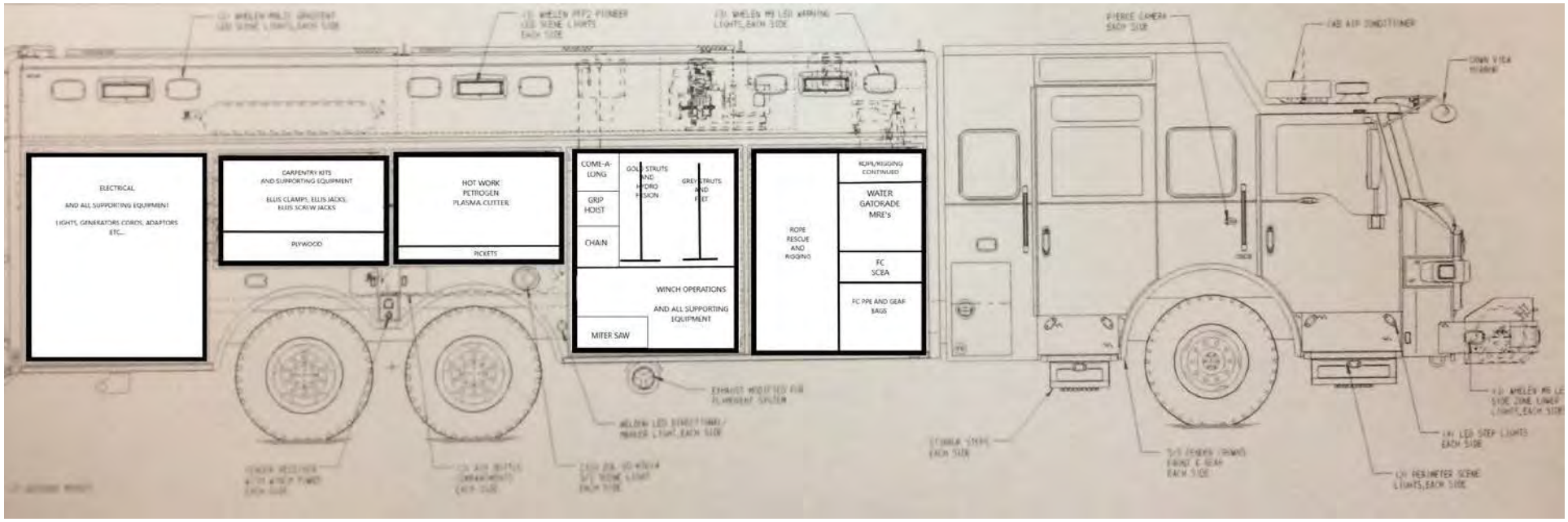

HEAVY RESCUE TOPSIDE COMPARTMENTS

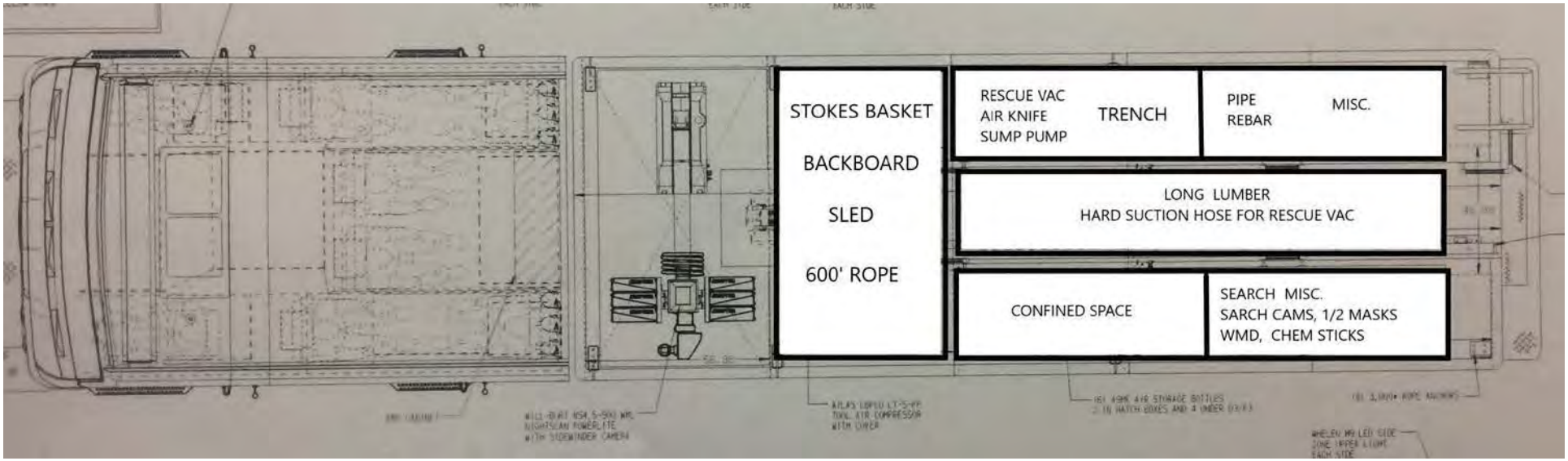

HEAVY RESCUE REAR

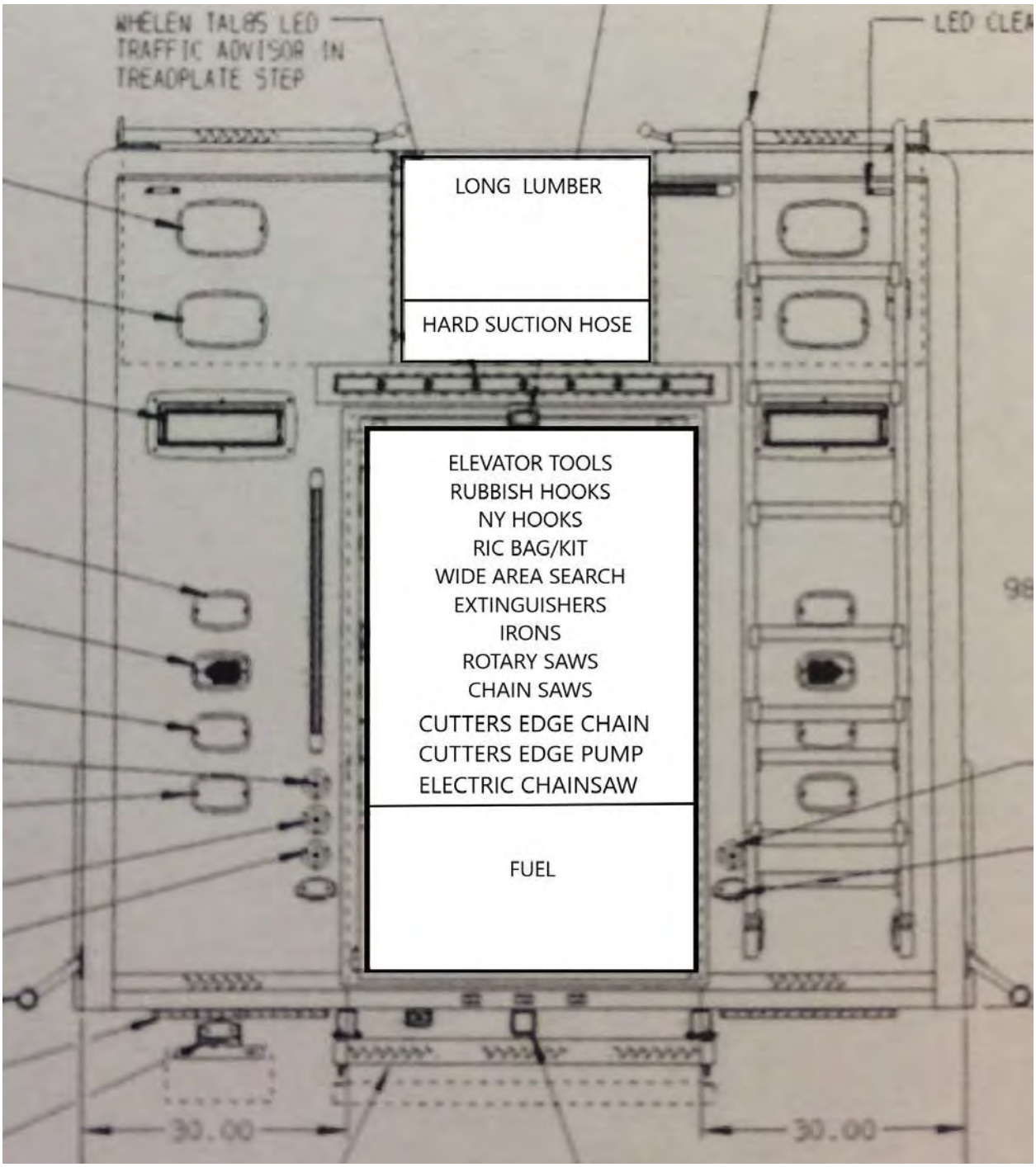

TERMINATION STUDS

TERMINATION STUDS 2



ORANGE COUNTY FIRE AUTHORITY

RFP JA2440 – HEAVY RESCUE VEHICLE

ADDENDUM ONE

August 5, 2021

This addendum is issued to provide clarification and response to the questions discussed during the pre-proposal meeting of July 29, 2020 and those submitted via PlanetBids prior to the Q&A deadline.

QUESTIONS RECEIVED VIA THE Q&A MODULE OF PLANETBIDS

1. Item #224 Inverter; Provide Blue Sea model # if known

   RESPONSE: SAMLEX AMERICA model EVO-2212 inverter with EVO-RC-PLUS remote screen. The inverter is rated at 2200 watts.

2. Item #259 Emergency Switch Panel; Is this required?

   RESPONSE: No, this has been deleted.

3. Item #280 Non-emergency switch panel; is this required, or can these operate through Matrix siren or VISTA screens? Confirm or clarify

   RESPONSE: A non-emergency Switch panel will still be required. We will control 8 items through the Matrix and then the rest through the non-emergency switch panel. This can be combined with the generator PTO controls in cab.

4. Item #325 states lights to be controlled through Matrix siren. Confirm or clarify

   RESPONSE: Lights will be controlled through the matrix system and multiplexed according to the Code 3 Matrix wiring instructions.

5. Item #332 Matrix siren; Power from "Primary Warning" switch. Confirm or clarify

   RESPONSE: Head unit will be Powered on all the time and the siren will be enabled when the Knife switch is in position 2 or 3 only.

6. Item #339 Q2B siren; Power from "Primary Warning" switch. Confirm or clarify

   RESPONSE: This will get power when the Matrix control unit knife switch is in position 2 or 3 only.

7. Item #396 Roof number; Provide cut-out in diamond plate overlay on roof. No requirement for diamond plate on roof found.

   RESPONSE: Where roof is provided with diamond plate on walking surfaces provide a raised 24" by 48" flat surface to affix unit labeling.

8. Item #548 Generator; is there a preferred brand?

RESPONSE: There is not a preferred brand.

9. Item #574 Air compressor; is there a preferred brand? Confirm the performance requirements as this is considerably smaller than that on the current OCFA Heavy Rescue

RESPONSE: There is not a preferred brand. Manufacturer must make sure that any modifications made to the compressor are approved/comply with compressor manufacturer instructions and must not alter the operation of the compressor. Compressor shall be 300 CFM/125 PSI capacity or larger.

10. Item #606 Rear cmpt door; Painted for lettering/numbers or chevrons?

RESPONSE: Rear compartment door shall be painted red with the intent to put number/lettering decals on it.

11. Item #645 Cmpt D2; Requires one (1) 85" deep pull-out tray; but the written description states "these two trays". One or two required?

RESPONSE: This is one pull out tray.

12. Item #652 Respond Ready Set; Provide drawer heights of this module for alternate brands

RESPONSE: Drawer heights should be 2”, 4.5”, 4.5”, 6.5”

13. Item #680/#740 Electrical cord reels; how are the cord ends to be terminated - twist-lock ends? Is a junction box required? If so, provide brand, model and configuration.

RESPONSE: Cord ends are to be terminated with a 30A 125/250V twist-lock end.

14. Item #691/#748 Low pressure air reel; Hose size; states 0.38" - confirm you want 3/8" diameter

RESPONSE: Hose should be 3/8” in diameter

15. Item #743 Access panel, passenger side; is this required on both sides or just the driver side?

RESPONSE: This access panel should be on both sides and incorporate access for both the communications connections and the backside of the tail lights for service.

16. Item #769 Combo ladder; is the Duo-Safety 35B combo ladder to be provided by builder? It isn't listed in the miscellaneous equipment.

RESPONSE: Yes, the Duo-Safety 35B combo ladder should be provided by the builder shipped loose.

17. Item #776 Winch locations; is the front bumper winch an option? Statement of "if a front bumper winch is not provided additional removable mounts and power on the front of the apparatus". Also provide preferable locations of the required receivers.

RESPONSE: The front bumper winch is required. In addition to the front mounted winch there shall be 5 additional hitch mounting locations. One on either side of the apparatus near the duals with power, and three on the rear of the truck with power accessible by all three mounting locations. These shall be hitch style mounting receivers.

18. Item #777 High anchor points; Hitch receiver style matching lower or? Provide weight rating required.

RESPONSE: High anchor points should match the lower receivers and will provide a weight rating of at least 3,000 lbs.

19. Item #796 Rear lettering/numbering; Confirm configuration of rear lettering & numbering** Pull-out & tilt-down trays; Provide weight requirements for each tray.** In-cab storage; Confirming no overhead cab storage modules?** Confirm that only the D2/P2 compartment is transverse and that all others are full-depth (only half body width).

RESPONSE: Rear lettering shall be determined at pre-construction but quoted as described in the verbiage in the specification.

Floor mounted trays shall be rated at 1,000 lbs. Second row shelves shall be 750 lbs. rated. Third row and above shall be 500 lbs. rated.

There is no in cab "overhead" storage in the apparatus.

D2 and P2 are the only transverse slide out trays. All others are full depth (half body width) although tools could be mounted outside of the trays that would take up the full body width.

20. Item #492 – **OCFA would like a digital or virtual dash included in the price, not as an option.**

21. Item #243 – **Should be a quad stack housing. Model #65STK4**

22. Item #341 **– Part number should be Model FT-SL-GESM-110-SW-***

23. Item # 580, Air Outlets; states four (4) air outlets in compartments and two (2) additional for larger diameter hoses. There are five (5) outlets listed in compartments (item #'s 662, 678, 679, 738 & 739). No other air outlet requirements can be located. Please confirm the outlets required in compartments and also any additional that are required along with location, size, connections and any control valves.

RESPONSES:
#580 references the quantity of air outlets to be provided. 4 outlets at 3/8" and 2 at the 1" size.

#662 – Compartment D2 – (reference the spec line 662) - • COMPARTMENT SHALL HAVE ONE (1) TOMPCO PT40 FEMALE AIR OUTLET WITH 1/4' TURN SHUTOFF. SHALL BE PLUMBED TO THE ONBOARD AIR COMPRESSOR.

#678 – Compartment D5 – (reference the spec line 678) - • COMPARTMENT SHALL HAVE ONE (1) TOMPCO PT40 FEMALE AIR OUTLET WITH 1/4' TURN SHUTOFF. SHALL BE PLUMBED TO THE ONBOARD AIR COMPRESSOR.

#679 – Compartment D5 – (reference the spec line 679) - • COMPARTMENT SHALL HAVE ONE (1) 3/4" FEMALE AIR OUTLET WITH 1/4' TURN SHUTOFF. SHALL BE PLUMBED TO THE ONBOARD AIR COMPRESSOR. CONNECTOR TO BE .38" HANSON MODEL #1100.

#738 – Compartment P5 – (reference the spec line 738) - • COMPARTMENT SHALL HAVE ONE (1) TOMPCO PT40 FEMALE AIR OUTLET WITH 1/4' TURN SHUTOFF. SHALL BE PLUMBED TO THE ONBOARD AIR COMPRESSOR.
#739 - Compartment P5 – (reference the spec line 739) - • COMPARTMENT SHALL HAVE ONE (1) 3/4" FEMALE AIR OUTLET WITH 1/4' TURN SHUTOFF. SHALL BE PLUMBED TO THE ONBOARD AIR COMPRESSOR. CONNECTOR TO BE .38" HANSON MODEL #1100.

###Additional compartment not listed should be in P2 to mirror Item #662 in D2.

24. Since this an RFP with a requested technical specification from the proposer, the awardee's proposed specifications would be the final set of specifications that would be reviewed through the build process. Is this acceptable?

RESPONSE: Unless exceptions are taken from OCFA's RFP document then it will be assumed that within the successful bidder's specification the intent was to comply with the OCFA line item. In the event there is an inconsistency or discrepancy between the two documents then OCFA's RFP will be referenced for clarification.

25. Line # 502: The front bumper mounted winch would not be 20,000 lb. capacity with synthetic rope, the highest capacity Warn makes is a 16,500 lb. (16.5TI-S 12 volt) with 80 feet of spydura synthetic rope. If 20,000 # is required is this to be a hydraulic winch?

RESPONSE: The front bumper winch shall be 20,000 lb. capacity with synthetic rope. The desire is to have this electrically operated not hydraulic. There is a company that offers a winch that meets this specification. Sherpa Winches has a winch that meets the specified capacity requirements.

26. Body compartment D4 is listed as 24" deep however, lines # 672 & 673 define 42" deep trays. Confirm body compartment D4 will be transverse to P4.

RESPONSE: Yes, the desire is to have compartment D4 and P4 transverse. In this case the tray would be full depth.

27. Lines 645 & 717: Just confirm that this is defining the same transverse tray so there will only be 1 transverse tray provided, accessible from D2 and P2. Just want to make sure a second transverse tray is not required.

RESPONSE: There is one slide out tray between D2 and P2 that goes transverse on the frame rails. There is an additional slide out tray listed on the floor outside of the frame rails in item number 720 and an additional shelf listed in item number 716 and 718. Item 716 and 720 are not the same tray referenced in item 643, 644, and 646.

28. Line 703: Will a Zico swing out and down roof access ladder be acceptable.

RESPONSE: Yes, a Zico ladder that will swing out and down will be acceptable.

IMPORTANT: If submitting a hard copy paper proposal, Please sign below and return this document with your proposal as confirmation of receipt of Addendum 1.

Company Name: _____

Representative Name (print): _____

Representative signature: _____

ORANGE COUNTY FIRE AUTHORITY

RFP JA2440 – HEAVY RESCUE VEHICLE

ADDENDUM TWO

August 25, 2020

This addendum is issued to provide notification that the RFP proposal due date has been extended until Wednesday, September 9, 2020.

Heavy Rescue Vehicle (JA2440), bidding on September 9, 2020 11:00 AM (Pacific)

Printed 09/16/2020

Bid Results

Bidder Details

Vendor Name	Velocity Fire Equipment
Address	13800 Valley Blvd Fontana, CA 92335 United States
Respondee	Joe LaRocca
Respondee Title	Fire Apparatus Sales Engineer
Phone	951-642-1291 Ext.
Email	jlarocca@vvgtruck.com
Vendor Type	

Bid Detail

Bid Format	Electronic
Submitted	September 9, 2020 8:30:29 AM (Pacific)
Delivery Method	Electronic @ 8:30 PDT
Bid Responsive	
Bid Status	Submitted
Confirmation #	226006
Ranking	0
Amount	$0.00

Respondee Comment

Buyer Comment

Attachments

File Title	File Name	File Type
Cost File	Exhibit E Pricing.pdf	Cost File
Specification # 20-55-1	Heavy Rescue Vehicle Specification No 20-55-1 - completed.xlsx	Response File
Exhibits A B C D F G H I	RFP Required Response Forms.pdf	RFP Required Response Forms
Drawing, clarifications & exceptions, reports, certs, etc	Drawing, clarifications & exceptions, reports, certificates, etc.pdf	General Attachment
Rosenbauer product & FAS literature	Literature.pdf	General Attachment

SECTION V: PROPOSAL REQUIREMENTS

To achieve a uniform review process and obtain the maximum degree of comparability, it is required that the proposals be organized in the manner specified below. All Offerors are expected to provide detailed answers to the following points. The answers provided will be relevant in the evaluation process of the proposal. Additional information, if provided, should be separately identified in the proposal.

Proposal Response Format:
Offerors shall submit a written proposal that presents the Offeror's qualifications and understanding of the services to be provided and the work to be performed. Offerors are asked to address each evaluation criterion and to be specific in presenting their qualifications. Your proposal should provide all the information considered pertinent to your qualifications for this project. Proposals shall include, at a minimum, the following:

1. **Letter of Transmittal:** Exhibit A
2. **Statement of Qualifications:** Exhibit B
3. **References:** Exhibit C
4. **Response to Vehicle Spec # 20-55-1 Heavy Rescue Vehicle:** Exhibit D
5. **Pricing Page:** Exhibit E
6. **Party Participant and Agent Disclosure Forms:** Exhibit F
7. **W-9:** Exhibit G
8. **Offeror's information**: Exhibit H
9. **Certification of Proposal:** Exhibit I

EXHIBIT A: LETTER OF TRANSMITTAL

Letter of Transmittal: The Letter of Transmittal shall be addressed to James Aguila, Assistant Purchasing Agent, OCFA Purchasing Department, and should, at a minimum, contain the following:

a. Proposer Contact Information: Name, title, telephone, and email of the personnel responsible for the primary communication with the OCFA regarding Proposer's proposal.

b. An executive summary of the Proposer's understanding of the objectives outlined in the scope of work with a commitment to provide the equipment in accordance with its proposal and the terms and conditions of any contract, which may be awarded pursuant to this RFP.

c. State the year, make & model of the proposed Heavy Rescue Vehicle.

d. A statement to the effect that the proposal shall remain valid for not less than one hundred and eighty (180) days from the date proposals are due.

e. A statement summarizing how the Offeror meets the minimum qualifications outlined in Section 2.3 Minimum Qualifications. Attach all applicable licenses and/or certificates.

The Letter of Transmittal should be provided on the firm's letterhead and should be signed by the Prime Consultant or in the case of a joint venture or other joint-prime relationship; an officer of each venture partner shall sign on behalf of the proposing firm. Letter must be signed by an individual authorized to bind the Offeror.

EXHIBIT A - LETTER OF TRANSMITTAL
RFP JA-2440
HEAVY RESCUE VEHICLE

September 9, 2020

Orange County Fire Authority
1 Fire Authority Road
Irvine, CA 92602
James Aguila, Assistant Purchasing Agent

Mr. Aguila,

On behalf of Rosenbauer Minnesota, LLC and Velocity Fire Equipment, I am pleased to submit this proposal for one (1) 2021 Rosenbauer Commander Custom Walk-Around Rescue unit. Rosenbauer has reviewed the Solicitation Document, Vehicle Specification # 20-55-1 and all Addenda associated with this RFP and fully understand all terms and conditions.

Rosenbauer Minnesota, LLC is highly capable of both meeting and in some areas exceeding the requirements set forth in this Request for Proposal and will provide apparatus that is constructed with the highest quality materials and workmanship available in the industry. The proposed apparatus will provide the utmost in firefighter safety and efficiency on the fire ground coupled with a long service life and low maintenance cost throughout the life of the vehicles.

Rosenbauer is a single source manufacturer that designs, fabricates and assembles the chassis, body and aerial device if so equipped. The cab structure of our custom cabs is engineered and designed by Rosenbauer engineers. This cab shell is fabricated off-site by a third party with all painting, out-fitting and mounting to the chassis performed at the Rosenbauer Minnesota campus. This cab is manufactured under the Rosenbauer name and is fully covered under the Rosenbauer warranty process and as such there is NO split warranty responsibility whatsoever.

The vehicle will be manufactured in the United States and will be of the most current model year when completed.

Any required warranty repair for the proposed Rosenbauer apparatus will be handled through Fire Apparatus Solutions (FAS). FAS is located 36 miles from the OCFA Fleet Services facility at 1762 South Sycamore Avenue Rialto, CA 92376. FAS has been in business for over 15 years and specializes in warranty, service and repair of fire apparatus.

This Rosenbauer proposal will remain valid for a period of one hundred eighty (180) calendar days from the date of proposal submission. Copies of all required licenses and permits will be provided upon request.

Contact information:

Joe LaRocca
Velocity Fire Equipment/Rosenbauer America
13800 Valley Blvd.
Fontana, CA 92335
951-642-1291
jlarocca@vvgtruck.com

Respectfully,

Joe LaRocca

Joe LaRocca
Southern California Sales Engineer

EXHIBIT B: STATEMENT OF QUALIFICATIONS QUESTIONNAIRE

Offerors shall provide a response to EACH of the following items. Responses shall demonstrate the ability, capacity, experience, and skill of the Offeror, their staff, and their employees to provide the equipment requested. Provide a response to each of the requests below:

1. Provide the firm's detailed information:
   a. Location of offices
   b. Location where vehicle will be built
   c. Local Delivery and Service Facility Location
   d. Number of years in business
   e. Number of employees

2. Describe the firm's experience in providing vehicle of similar nature, particularly to public agencies, municipalities, or other governmental agencies.

3. Provide the number of builds currently in process.

4. Does your firm have the sufficient licenses, permits, qualifications, and approvals that are required to do business within the State of California? **Attach copies.**

5. Proposals will only be accepted from vehicle builders who design, fabricate, and assemble complete vehicle at their own facilities. Describe how your firm will comply.

6. The successful company is required to have a delivery and service facility within fifty (50) driving miles of the OCFA Fleet Services repair facility. In addition, this facility is required to have a minimum of five (5) years of experience in the delivery, repair and maintenance of the vehicle with an adequate covered and lit floor area for the inspection and repair of the vehicle. Please provide the location of the delivery and service facility and describe how the facility meets these requirements.

7. Provide a list of key staff members who will be working on this project and their specific responsibilities with respect to the scope of work. Information should include their experience as related to the scope of work.

8. What is the estimated number of days required for delivery of the vehicle upon receipt of the purchase order?

9. Each offeror shall supply, with their proposal, detailed information on the offeror's ability to perform routine and emergency service on the vehicle after delivery. Detailed information shall be provided on service facilities, availability of parts, personnel, service vehicle, and the type and nature of repair work the offeror is able to provide. Offeror shall state the number of miles from the Purchaser's facility to the nearest fully staffed repair facility operated by the offeror.

10. Quality of Warranty (i.e. description, duration, process for initiating warranty repairs, turnaround, examples of what's covered vs. what's not, availability of extended coverage, etc.

11. Provide a statement summarizing how the Offeror meet the requirements outlined in Section 2.6.2 System Performance Tests.

12. Provide a statement summarizing how the Offeror meet the delivery requirements outlined in Section 2.6.4 Delivery.

13. Provide a statement summarizing how the Offeror meet the training requirements outlined in Section 2.6.6 Training.

EXHIBIT B – STATEMENT OF QUALIFICATIONS
RFP JA-2440
HEAVY RESCUE VEHICLE

1. Firm Details

   a. Rosenbauer Minnesota, LLC
      5181 E. 260th Street
      Wyoming, MN 55092

   b. Both the custom chassis and body will be built at the above facility in Wyoming, Minnesota

   c. Local Authorized Service Center:
      Fire Apparatus Solutions (FAS)
      1762 South Sycamore Avenue
      Rialto, CA 92376

   d. Rosenbauer Minnesota has been in business for twenty-eight years at this location

   e. Rosenbauer Minnesota currently has 224 full-time employees

2. Experience

   Rosenbauer Minnesota, LLC, an ISO 9001 compliant company, is located in Wyoming, Minnesota for the last twenty-eight years. The company operates in modern facilities which feature computer controlled fabricating equipment, down-draft paint booths and the latest 3D design software. The facilities in Minnesota currently produce an estimated 300 vehicles per year including pumpers, aerials, rescues, tankers, industrial, wildland and ARFF (Aircraft Rescue Fire Fighting) vehicles.

3. There are currently 187 units in production at the Wyoming, MN facility.

4. All required licenses and permits are in place. A copy of our California Sales and Use Permit is included in our proposal.

5. Rosenbauer is a single source manufacturer that designs, fabricates and assembles the chassis, body and aerial device if so equipped. The cab structure of our custom cabs is engineered and designed by Rosenbauer engineers. This cab shell is fabricated off-site by a third party with all painting, out-fitting and mounting to the chassis performed at the Rosenbauer Minnesota campus. This cab is manufactured under the Rosenbauer name and is fully covered under the Rosenbauer warranty process and as such there is NO split warranty responsibility whatsoever.

6. Delivery and Service Facility

   Fire Apparatus Solutions (FAS)
   1762 South Sycamore Avenue
   Rialto, CA 92376

   Clean 20,000 sq. ft. bldg. on 4-1/2 acres that is located 36 miles from Orange County Fire Authority's Fleet Services facility. FAS has been in business for over 15 years and currently has 22 full-time employees

7. Key Staff Members

   Christian Kleebauer; CEO
   Dave Green; Sales Director
   Tony Klanderud; Project Manager
   Carl Lindeman; Sales Coordinator
   Nic Kirvida; Production Manager
   Joe Lidberg/ Roger Rutgers; Chief Engineering
   Warren Beltz; Quality Control Manager

   These individuals comprise a trained team of employees specializing in walk-in/walk around heavy rescue apparatus

8. The proposed apparatus will be completed and delivered within 425 calendar days after receipt of a signed purchase order from the Fire Authority.

9. Velocity Fire Equipment is the Southern California dealer for Rosenbauer Minnesota and is located in Fontana California. Fire Apparatus Solutions handles all warranty repairs of Rosenbauer Fire Apparatus during the warranty period and is located in Rialto California.

   Local Authorized Service Center:
   Fire Apparatus Solutions (FAS)
   1762 South Sycamore Avenue
   Rialto, CA 92376

Service Vehicles:
Two mobile units for emergency service

Facility:
Clean 20,000 sq. ft. bldg. on 4-1/2 acres
36 miles from Orange County Fire Authority's repair facility

Services:
All Major Component Service & Repairs
Pump Testing
Chassis Repairs and Service
Electrical Repairs and Service
Body Repairs
Mobile Repair and Service

10. Customer service is paramount at Rosenbauer. We have proven this over the years by our commitment to provide our customers with quality products and outstanding service on a consistent basis. A designated factory individual is employed to maintain "One Call" warranty and repair service coverage. In addition, Rosenbauer provides a 24-hour internet-based "Service Response System" (SRS) for extremely fast warranty and service work authorization. Single source warranty; under this warranty we agree to furnish any parts to replace those that have failed due to defective material or workmanship where there is no indication of abuse, neglect, unusual or other than normal service providing that such parts are, at the option of ROSENBAUER AMERICA, LLC, made available for our inspection at our request, returned to our factory or other location designated by us with transportation prepaid within thirty days after the date of failure or within one year from the date of delivery of the apparatus to the original purchaser, whichever occurs first, and inspection indicates the failure was attributed to defective material or workmanship.

    Warranty information:

    - Rosenbauer will provide our standard one (1) year warranty. Wearable items such as tires, wiper blades, drive belts, brake components, light bulbs, etc. are not covered under this warranty.
    - Chassis frame rails and cross-members; lifetime warranty
    - Cab structure; 10 years
    - Body sub-structure; LIFETIME
    - Body structure and corrosion; LIFETIME
    - Paint; 10-year pro-rated as indicated in the Rosenbauer proposal

- Individual component warranties are provided by the manufacturers as indicated in the Rosenbauer proposal

Rosenbauer will provide a local factory dealer for support and a local service center with full time, qualified employees who are capable of and certified to repair, maintain and service the entire apparatus.

Local Factory Dealer:

Velocity Fire Equipment
13800 Valley Blvd
Fontana, CA 92335

Contact:

Joe LaRocca
Southern California Sales Engineer
(951) 642-1291
jlarocca@vvgtruck.com

Parts Availability:
Rosenbauer is fortunate to have Burton's Fire as our Northern California dealership and they maintain one of the largest parts inventory locations on the West Coast. The parts inventoried at Burton's Fire will be delivered the same day in emergencies (when possible) and overnight for all other shipments.

Burton's Fire, Inc. Modesto, CA 95351

Rosenbauer operates three manufacturing warehouses in the US. We purchase and inventory all common parts produced in the US and can overnight parts if unavailable on the West Coast through Burton's Fire.

Captive Parts Statement:
Rosenbauer does not purchase and "re-brand" parts exclusively for the benefit of Rosenbauer, thereby forcing you to buy only from our parts department (AKA proprietary parts). All parts we purchase and assemble into your fire apparatus will include the manufactures part number along with our internal part number.
The "sheet metal" would be the only components that are not readily available at west coast locations. Those components are CNC cut and formed to extremely tight tolerances and we save all cutting programs and these sheet metal parts are available through our parts department. The time required to cut, form and ship these parts averages one week from order placement. We will guarantee and make available a complete stock of these parts.
Included with your completed operation manual upon delivery will be several drawings detailing part numbers, location, and the website of the manufactured part.

Guarantee / Parts Availability 15 Years – Pacific Coast:
Rosenbauer was founded in 1866, started manufacturing fire pumps in 1906 and producing fire apparatus in 1919 and is the largest fire apparatus manufacturer in the world. We are partnered with Burton's Fire which was founded in 1991. Both companies are extremely financially stable; we encourage you to run all financial stress testing available. We will honor any parts request from Orange County Fire Authority for 15 years.

11. System Performance Testing (section 2.6.2)

The completed apparatus and systems will be tested to the latest standards of the National Fire Protection Association (NFPA 1901), Department of Transportation (D.O.T.), Federal Motor Vehicle Safety Standard (FMVSS) and Underwriters Laboratories (U.L.) where applicable. Copies of all test/inspection results and certificates of compliance shall be provided with the vehicle at the time of delivery. When required, testing shall be performed by an accredited third party certification organization that is not owned or controlled by the manufacturer or their representatives.

All apparatus installed wiring and associated equipment shall be tested by the apparatus manufacturer in compliance to applicable NFPA standards. The apparatus manufacturer shall test the generator system at the continuous duty rating for a minimum of two (2) hours.

Additional structural and crash testing information is provided in the Rosenbauer proposal specification for review.

An electrical load report will be prepared for both the chassis (DC) and the generator (AC) electrical systems and will be available for review during the pre-construction meeting.

An Allison Transmission SCAAN has been completed for the proposed apparatus and is included with our bid documents.

12. Delivery (section 2.6.4)

Prior to final delivery, each vehicle will have an "acceptance inspection" performed by the OCFA at the manufacturer's local service/repair/sales facility. After the successful completion of the inspection and all noted repairs, corrections and deficiencies are corrected, the vehicle(s) will be delivered to the OCFA Fleet Services facility.

The vehicle will be professionally delivered, clean, full of fuel and Diesel Exhaust Fluid. Delivery to the OCFA will include a pre-delivery check sheet showing what operations have been performed on the vehicle and be signed by the technician or individual(s) who

serviced or repaired the unit. The supplemental vehicle information sheet as well as a flash drive showing the makes and manufacturer model numbers, size, makes, etc., of all components that pertain to the unit along with a list of any items shipped loose with the vehicle will be provided at time of delivery.

13. Training (section 2.6.6)

Rosenbauer will arrange for a factory representative to conduct training courses and demonstrate the apparatus and equipment at the OCFA Headquarters as specified below:

- Three (3) days will be provided for instruction on the operation, use and maintenance of the new vehicle for operators to coincide with the OCFA shift schedule (one day per shift)
- Two (2) days will be provided for the fleet services section for instruction on the operation, use and basic maintenance for repair of the chassis, body, and all components. To include trouble shooting, chassis wiring and any multiplexing system.
- The Rosenbauer representative will be well versed and familiar with all aspects of the vehicle operations, capabilities and limitations.
- Training will be scheduled within 90 days of delivery unless otherwise approved by OCFA.

EXHIBIT C: REFERENCES

Describe fully at least four contracts for similar Heavy Rescue Vehicle provided by your firm to public entities, preferably located in Southern California, which were manufactured by the firm's company and are currently in service. It is the Contractors responsibility to ensure that the firm's name, and point of contact's name, title and phone number for each reference is accurate. Attach additional pages if needed. OCFA reserves the right to contact each of the references listed for additional information regarding their experience with your company. If similar vehicle are not located in Southern California, inspection of such vehicle may be requested, and if so, shall be provided by the successful offeror for up to four (4) persons at no expense to the OCFA.

Customer Agency Name	Salt River Fire Department (Arizona)
Contact Name and Title	Jason Payne, Deputy Chief
E-mail/Telephone number	(480) 294-2265
Heavy Rescue Vehicle: Year/Make/Model/Quantity	2016 / Rosenbauer / Commander / (1)
Contract price per vehicle	$465,000
Customer Agency Name	Saint Paul Fire Department (Minnesota)
Contact Name and Title	Butch Inks, Assistant Fire Chief
E-mail/Telephone number	(651) 238-9239
Heavy Rescue Vehicle: Year/Make/Model/Quantity	2018 / Rosenbauer / Commander / (1)
Contract price per vehicle	$550,000
Customer Agency Name	Cleveland Fire Department (Ohio)
Contact Name and Title	Jeff Brown, Commissioner
E-mail/Telephone number	(216) 420-8178
Heavy Rescue Vehicle: Year/Make/Model/Quantity	2020 / Rosenbauer / Commander / (2)
Contract price per vehicle	$675,000
Customer Agency Name	Sioux Falls Fire Department (South Dakota)
Contact Name and Title	Mark Bukovich, Division Chief
E-mail/Telephone number	(605) 310-2793
Heavy Rescue Vehicle: Year/Make/Model/Quantity	2017 / Rosenbauer / Commander / (1)
Contract price per vehicle	$532,000

EXHIBIT D: RESPONSE TO VEHICLE SPECIFICATIONS # 20-55-1 HEAVY RESCUE VEHICLE

D1. SPECIFICATIONS

The proposal must include detailed responses to vehicle specification number 20-55-1 Heavy Rescue Vehicle. A Microsoft Excel file is included with this solicitation to assist vendors in documenting responses to each specification. Include a completed copy of the excel file with the proposal.

Offeror shall indicate "Exceeds" specifications, "Complies" w/ specification, or "no" for each line item in the attached vehicle specification spreadsheet. Comply is defined as an item that is identical to that listed or is an OCFA approved equal.

A letter only, even though written on a company letterhead, will not be accepted. Bid proposals shall be submitted in the same sequence as OCFA specifications for ease of evaluation, comparison and checking of compliance. This document will be the only one used from start to finish of the build, by OCFA personnel.

Any exception(s) or clarifications to this specification shall be noted by the offeror, no matter how seemingly minor. No exception to or deviation from this specification will be considered unless specifically noted by the offeror. Any exception(s) not taken to these specifications shall be assumed by the OCFA to be included as specified, regardless of the cost to the offeror to comply.

OCFA may accept the recommended substitutions if they are determined by the OCFA to be equal to or superior to the item specified.

Instructions directing the OCFA to reference vendor specifications or documents in lieu of providing requested specification information will not be accepted and will be considered as an exception to the specifications.

Submissions taking total exception to these specifications will not be accepted. A letter of compliance only, although written on a company letterhead, will not be accepted. The Orange County Fire Authority and/or its representatives shall not be responsible for errors and/or mistakes made by the bidder in the submission of their bids.

In addition, proposals must also include:

- The manufacturers build sheet detailing compliance with the description of the vehicle and equipment proposed in specification 20-55-1,
- The required drawings related to the specifications: one (1) original, plus three (3) copies of preliminary vehicle drawings (both full size and 8 ½" x 11").

D2. TECHNICAL DATA AND DRAWINGS

Technical data describing the proposed vehicle and all major components shall be submitted with the proposal. Major components include: body, cab/chassis, engine, transmission, front and rear axles, wheels and tires, brakes, steering gear, generator, air compressor, winch and other specified components.

All offerors shall include the following technical drawings with their proposal:

- Preliminary drawings of proposed OCFA vehicle
- Turning radius report for the proposed vehicle which shall include the following information:

- inside turning radius,
- curb-to-curb turning radius, and
- Wall-to-wall turning radius.

The successful offeror shall provide the following:

- Detailed drawing(s) of the control panel layout for OCFA approval
- Detailed drawing(s) of proposed cab dashboard and all switch panel layouts and multiplex node locations.
- Final “as built” drawings of OCFA vehicle shall be provided by to OCFA at time of delivery that include length, width, height, wheelbase, flat ground clearances and angles of approach and departure.
- Final "as built" drawings of OCFA vehicle shall be provided to OCFA by time of delivery that include all electrical, air, and mechanical systems.

All drawings (for both proposed and “as-built” vehicle) shall be provided in full-size (approximately 34” x 22” for readability and clarity) and 8 ½” x 11”. Drawings shall be made available in color to show all electrical circuits and wiring.

Engineering, design, and construction of the fire vehicle as specified in these specifications will be under the direct supervision of a licensed mechanical engineer.

Data required from the manufacturer for each major component shall include the make and model.

The manufacturer shall provide total weight certification (GVW and GAW) which includes rated axle capacities with all seat positions filled and fuel tank full. Maximum compartment loads may be provided.

Manufacturer shall also provide road performance guarantees including: acceleration, top speed, grade-ability, braking, etc.

Vehicle turning radius (right and left) and rated axle capacity data shall be provided.

Materials, type of construction and general drawings showing compartment size, seating arrangements, controls and instrument panel layout shall be provided.

RFP JA2440 - HEAVY RESCUE VEHICLE
VEHICLE SPECIFICATION # 20-55-1

BID REQUIREMENTS: THE FOLLOWING SPECIFICATIONS DESCRIBE A WALKAROUND HEAVY RESCUE VEHICLE TO BE USED BY THE ORANGE COUNTY FIRE AUTHORITY. THE VEHICLE SHALL BE A NEW CURRENT ADVERTISED MODEL BUILT BY A WELL-ESTABLISHED MANUFACTURER OF THIS TYPE OF VEHICLE. THE VEHICLE FURNISHED SHALL CONFORM TO THIS PROPOSED SPECIFICATION. IF THE BIDDER WISHES TO CHANGE FROM THESE SPECIFICATIONS THE BIDDER SHALL INDICATE THE CHANGE, CHECK THE PARAGRAPH IN THE COLUMN "NO", DOES NOT COMPLY, AND A DETAILED DESCRIPTION MUST ACCOMPANY THE PROPOSAL ON WHAT THE BIDDER IS PROPOSING TO DO OR SUPPLY. EACH PROPOSAL SHALL BE ACCOMPANIED WITH THE MANUFACTURERS BUILD SHEET DETAILING COMPLIANCE WITH THE DESCRIPTION OF THE APPARATUS AND EQUIPMENT PROPOSED BELOW.

IT IS NOT THE OCFA'S INTENT TO RESTRICT OR LIMIT COMPETITION WITH THE SPECIFICATIONS, BUT TO PROVIDE PROSPECTIVE BIDDERS ENOUGH INFORMATION AS TO THE OCFA'S NEEDS.

EXCEPTIONS: ANY EXCEPTIONS OR CLARIFICATIONS TAKEN SHALL BE DESCRIBED IN THE EXCEPTIONS COLUMN FOR EACH CORRESPONDING LINE ITEM. NO EXCEPTION TO OR DEVIATION FROM THIS SPECIFICATION WILL BE CONSIDERED UNLESS SPECIFICALLY NOTED BY THE OFFEROR. ANY EXCEPTIONS(S) NOT TAKEN TO THESE SPECIFICATIONS SHALL BE ASSUMED BY THE OCFA TO BE INCLUDED AS SPECIFIED, REGARDLESS OF THE COST TO THE OFFEROR TO COMPLY.

PROPOSER: ROSENBAUER MINNESOTA, LLC/ VELOCITY FIRE EQUIPMENT

PROPOSED VEHICLE (YEAR/MAKE/MODEL): 2021 ROSENBAUER COMMANDER WALK-AROUND RESCUE

SECTION	LINE ITEM #	DESCRIPTION	EXCEEDS	COMPLIES	NO	EXCEPTIONS/ CLARIFICATIONS/ COMMENTS
DIMENSIONS AND WEIGHT RESTRICTIONS	1	THE FOLLOWING VEHICLE DIMENSIONS SHALL NOT BE EXCEEDED (+/- 2")		X		
	2	• LENGTH (OVERALL): 482"			X	493.5"
	3	• BODY AND CAB WIDTH: 100"		X		
	4	• VEHICLE WIDTH (OVERALL): 120" (INCLUDES MIRROR AND ANY ACCESSORIES)		X		
	5	• WHEELBASE: NOT TO EXCEED 270.50"		X		270"
	6	• APPARATUS HEIGHT SHALL NOT EXCEED: 138"		X		132"
	7	APPROACH AND DEPARTURE ANGLES:		X		
	8	• APPROACH - 15 DEGREES			X	12.7°
	9	• DEPARTURE - 15 DEGREES			X	9.9°
	10	GROUND CLEARANCE:		X		

DIMENSIONS AND WEIGHT RESTRICTIONS (CONTINUED)	11	• AXLE HOUSING: 9 INCHES		X		
	12	• ALL EFFORTS SHALL BE MADE TO PROVIDE THE MAXIMUM POSSIBLE GROUND CLEARANCE FOR ALL COMPONENTS.		X		
	13	BOTTOM LIP OF REAR STEP (TAILBOARD) TO GROUND SHALL BE NO LESS THAN 19 INCHES BUT NOT TO EXCEED 22 INCHES.		X		
	14	FRONT BUMPER TO GROUND CLEARANCE SHALL BE NO LESS THAN 19 INCHES.		X		
	15	CAB ENTRY/EXIT STEP HEIGHT NOT TO EXCEED APPROXIMATELY 17 INCHES (ADDITIONAL STEPS MAY BE REQUIRED)		X		
	16	RUNNING BOARD TO GROUND CLEARANCE SHALL BE NO LESS THAN 19 INCHES AND NO MORE THAN 22 INCHES (NOT INCLUDING HOSE TRAYS).		X		
	17	ALL REQUIRED DIMENSIONAL MEASUREMENTS TO BE STATED WHEN VEHICLE IS FULLY LOADED TO RATED CAPACITY.		X		
	18	THE GROSS AXLE WEIGHT (GAW) RESTRICTION AND THE GROSS VEHICLE WEIGHT (GVW) RESTRICTIONS SHALL MEET ALL STATE REQUIREMENTS AND SHALL BE OF SUFFICIENT RATING TO MORE THAN ADEQUATELY CARRY A FULLY STAFFED AND EQUIPPED VEHICLE AS INDICATED BELOW:		X		
	19	• EQUIPMENT WEIGHT IS ESTIMATED AT 14,750 LBS. INCLUDING PERSONNEL AND PPE FOR EACH OF THE FIVE (5) SEATING POSITIONS.		X		
	20	FRAME STRUCTURE, SPRINGS, SHOCKS, ETC. SHALL BE COMPATIBLE TO GVWR RESTRICTIONS.		X		
	21	AN INFORMATION PLATE AS REQUIRED BY NFPA 1901 THAT INCLUDES THE APPARATUS GVW, GAW, UN-LADEN WEIGHT, FLUID TYPE AND CAPACITIES AND OTHER REQUIRED INFORMATION SHALL BE PROVIDED INSIDE THE CAB NEAR THE DRIVER SEATING AREA.		X		
	22	THE APPARATUS SHALL BE WEIGHTED TO DETERMINE COMPLIANCE WITH APPARATUS WEIGHT RESTRICTIONS. DOCUMENTATION TO BE PROVIDED AT TIME OF DELIVERY.		X		
	23	WEIGHT SHALL BE DISTRIBUTED IN SUCH A WAY THAT OPERATION AND HANDLING OF APPARATUS IS NOT COMPROMISED, AND THAT UNSAFE LOADING OF EITHER AXLE DOES NOT OCCUR.		X		
VEHICLE ROAD PERFORMANCE	24	ALL PERFORMANCE LEVELS IN THESE SUBPARAGRAPHS ARE BASED ON THE MANUFACTURER'S RATED GROSS VEHICLE WEIGHT (GVW). PERFORMANCE SHALL BE ACHIEVED WHILE THE APPARATUS IS LOADED WITH THE FULL ESTIMATED WEIGHT COMPLEMENT OF EQUIPMENT AND PERSONNEL. MUST ALSO INCLUDE ALL EQUIPMENT AS SPECIFIED IN THE SUBSEQUENT SECTIONS.		X		
	25	THE TOP SPEED OF THE APPARATUS SHALL BE THE MAXIMUM THAT IS RECOMMENDED BY NFPA 1901 BASED ON THE MAXIMUM GROSS VEHICLE WEIGHT (GVW). THE APPARATUS SHALL BE CAPABLE OF MAINTAINING THIS TOP SPEED (+/- 2 MPH) OVER A DRY, LEVEL, PAVED ROAD.		X		
	26	THE PROPOSED APPARATUS SHALL BE CAPABLE OF EXECUTING BOTH A LEFT AND RIGHT TURN WITHIN THE PARAMETERS BELOW (NO EXCEPTION):		X		

VEHICLE ROAD PERFORMANCE (CONTINUED)	27	• CURB TO CURB TURNING RADIUS; SHALL BE MINIMUM POSSIBLE WITH GIVEN DIMENSIONS.		X		SEE TURN RADIUS REPORT IN EXHIBIT "D"
	28	THE STEERING SYSTEM SHALL BE DESIGNED FOR AND SET TO PROVIDE THE MAXIMUM POSSIBLE CRAMP ANGLES AND TURNING PERFORMANCE.		X		
	29	THE SERVICE BRAKES SHALL BE CAPABLE OF STOPPING THE FULL LOADED VEHICLE IN 35 FEET AT 20 MILES PER HOUR. THE PARKING BRAKE SHALL HOLD A FULLY LOADED APPARATUS ON A TWENTY PERCENT (20%) GRADE.		X		
DRIVETRAIN - ENGINE	30	THE APPARATUS DRIVE ENGINE SHALL BE THE LATEST GENERATION CUMMINS DIESEL;		X		
	31	X15; 15.0 LITER; FIRE SERVICE		X		
	32	600 HP		X		
	33	1850 LB/FT PEAK TORQUE RATING		X		
	34	A CUMMINS PARTICULATE FILTER AND SELECTIVE CATALYTIC REDUCTION SYSTEM AND ALL REQUIRED CURRENT EMISSION CONTROL DEVICES SHALL BE INSTALLED.		X		
	35	ENGINE SHALL BE SET TO MAXIMUM HORSEPOWER AND TORQUE SETTINGS FOR OUR DRIVETRAIN.		X		
	36	MANUFACTURER SHALL PROVIDE ENGINE INSTALLATION CERTIFICATION FROM ENGINE MANUFACTURER FOR THE PROPOSED CAB CONFIGURATION/APPLICATION.		X		
	37	BOTH VISUAL AND AUDIBLE WARNING DEVICES FOR ENGINE AND TRANSMISSION COMPUTER SYSTEMS SHALL BE PROVIDED IN THE VEHICLE CAB ALL VISUAL WARNINGS (LIGHTS, ICONS, ETC.) SHALL BE LABELED TO THEIR FUNCTION.		X		
	38	ANY NECESSARY SWITCHES OR VISUAL/AUDIBLE WARNING DEVICES THAT ENABLE THE OPERATOR TO CHECK FOR ENGINE DIAGNOSTIC, WARNING OR FAULT CODES SHALL BE PROVIDED. AN ENGINE DIAGNOSTIC PORT SHALL BE PROVIDED, LOCATED UNDER THE CAB DASH NEAR THE STEERING COLUMN.		X		
	39	ALL AUTOMATIC ENGINE SHUT DOWN SYSTEMS SHALL BE DISABLED.		X		
	40	A DASH-MOUNTED SWITCH SHALL BE PROVIDED TO ACTIVATE THE ENGINE HIGH IDLE MODE. THIS SHALL ONLY OCCUR WHEN THE TRANSMISSION IS IN NEUTRAL AND THE PARKING BRAKE SET.		X		
	41	AN ENGINE COMPRESSION BRAKE WITH BRAKE LIGHT ACTUATION CIRCUIT SHALL BE INSTALLED. ENGINE BRAKE IS TO ACTIVATE UPON RELEASE OF THROTTLE PEDAL. TWO DASH-MOUNTED SWITCHES ONE (1) WITH "ON/OFF" AND ONE (1) WITH "HIGH, MEDIUM AND LOW" SETTINGS SHALL BE PROVIDED.		X		
	42	A DONALDSON DRY-PAPER TYPE SINGLE HEAVY-DUTY AIR FILTER (PART #P544765) SHALL BE PROVIDED AND INSTALLED IN A DONALDSON AIR FILTER CANISTER (MODEL #G112504KP1). AIR INLET RESTRICTIONS SHALL NOT EXCEED THE ENGINE MANUFACTURER'S RECOMMENDATION AND A SUITABLE AIR FILTER RESTRICTION INDICATOR SHALL BE PROVIDED AT THE AIR FILTER CANISTER (NOT IN-CAB). THE AIR FILTER SHALL BE MOUNTED IN AN AREA WHICH WILL PROHIBIT ENTRY OF EXCESSIVE EXHAUST GASES AND YET PERMIT EASY FILTER REMOVAL FOR MAINTENANCE.			X	THE STANDARD ROSENBAUER STAINLESS STEEL CANISTER WITH DRY-PAPER FILTER WILL BE PROVIDED

DRIVETRAIN - ENGINE (CONTINUED)	43	AN OUTSIDE AIR INTAKE EMBER SCREEN SHALL BE INSTALLED AND CONSTRUCTED OF STAINLESS MESH WITH SQUARES NO LARGER THAN 0.039 SQUARE INCH TO PREVENT BURNING EMBERS FROM REACHING THE AIR FILTER. THE AIR INLET SHALL BE DESIGNED AND PROTECTED TO PREVENT WATER FROM ENTERING THE AIR INTAKE SYSTEM.		X		
DRIVETRAIN - AIR COMPRESSOR	44	THE AIR COMPRESSOR PROVIDED FOR THE ENGINE SHALL BE A WABCO® SS318 SINGLE CYLINDER PASS-THROUGH DRIVE TYPE COMPRESSOR WHICH SHALL BE CAPABLE OF PRODUCING 18.7 CFM AT 1200 ENGINE RPMS. THE AIR COMPRESSOR SHALL FEATURE A HIGHER DELIVERY EFFICIENCY TRANSLATING TO MORE AIR DELIVERY PER HORSEPOWER ABSORBED. THE COMPRESSOR SHALL INCLUDE AN ALUMINUM CYLINDER HEAD WHICH SHALL IMPROVE COOLING, REDUCE WEIGHT AND DECREASE CARBON FORMATION. SUPERIOR PISTON AND BORE FINISHING TECHNOLOGY SHALL REDUCE OIL CONSUMPTION AND SIGNIFICANTLY INCREASING THE SYSTEM COMPONENT LIFE.		X		
	45	AN AIR GOVERNOR SHALL BE PROVIDED TO CONTROL THE CUT-IN AND CUT-OUT PRESSURES OF THE ENGINE MOUNTED AIR COMPRESSOR. THE GOVERNOR SHALL BE CALIBRATED TO MEET FMVSS REQUIREMENTS. THE AIR GOVERNOR SHALL BE INTEGRATED IN THE AIR DRYER ASSEMBLY.		X		
DRIVETRAIN - TRANSMISSION	46	THE TRANSMISSION SHALL BE THE LATEST GENERATION ALLISON MODEL EVS-4000 6-SPEED AUTOMATIC. A PUSH BUTTON SHIFT CONTROLLER, TRANSMISSION OIL LEVEL AND DIAGNOSTIC/FAULT INDICATOR READOUT SHALL BE PROVIDED IN THE TRANSMISSION SHIFT CONSOLE. (NO EXCEPTION)		X		
	47	THE TRANSMISSION FLUID SHALL BE ALLISON "TRANSYND" SYNTHETIC OIL.		X		
	48	A REMOTE DIAGNOSTIC PORT FOR USE WITH A LAPTOP COMPUTER SHALL BE PROVIDED, LOCATED UNDER THE CAB DASH NEAR THE STEERING COLUMN.		X		
	49	ADEQUATE COOLING OF THE TORQUE CONVERTER AND TRANSMISSION OIL UNDER ALL OPERATING CONDITIONS IN AMBIENT TEMPERATURES UP TO 125 DEGREES FAHRENHEIT SHALL BE PROVIDED.		X		
DRIVETRAIN - COOLING SYSTEM	50	MANUFACTURER SHALL PROVIDE MAXIMUM AVAILABLE COOLING OPTIONS. THE COOLING SYSTEM SHALL BE DESIGNED TO KEEP THE SPECIFIED ENGINE WITHIN THE MANUFACTURER'S TEMPERATURE RANGE UP TO 125 DEGREES FAHRENHEIT.		X		
	51	ADEQUATE AND READILY ACCESSIBLE DRAIN VALVES SHALL BE INSTALLED A THE LOWEST POINT OF THE COOLING SYSTEM AND AT OTHER SUCH POINTS AS NECESSARY TO COMPLETELY REMOVE COOLANT FROM WITHIN THE SYSTEM. THESE VALVES SHALL BE SO DESIGNED AS TO NOT OPEN ACCIDENTIALLY DUE TO VIBRATION.		X		
	52	THE RADIATOR SHALL BE OF THE "SWEDGE" DESIGN AND MOUNTED SO AS NOT TO DEVELOP LEAKS DUE TO ORDINARY RUNNING AND OPERATING NOR BE TWISTED OR STRAINED WHEN THE APPARATUS OPERATES OVER UNEVEN GROUND. A RADIATOR WITH SIDE BRACES IS PREFERRED. RADIATOR CORE SHALL BE SHALL BE COMPATIBLE WITH COMMERCIAL ANTIFREEZE SOLUTIONS AND OF STRAIGHT TUBE CONSTRUCTION FOR EASY MECHANICAL MAINTENANCE. THE AIR PATH TO THE RADIATOR SHALL BE FREE OF AIR BLOCKING OBSTRUCTIONS.			X	AN ALUMINUM "TUBE & FIN" STYLE RADIATOR APPROVED BY CUMMINS WILL BE PROVIDED
	53	PROVISIONS SHALL BE MADE FOR THE REMOVAL AND INSTALLATION OF THE RADIATOR THROUGH THE BOTTOM OR FRONT OF VEHICLE. DESIGNS THAT REQUIRE THE RADIATOR TO BE REMOVED OVER THE TOP OF THE DRIVE ENGINE ARE NOT ACCEPTABLE. A LOWER RADIATOR SKID PLATE SHALL BE SUPPLIED FOR RADIATOR PROTECTION IF DEEMED NECESSARY BY THE OCFA.		X		DROP-OUT DESIGN
	54	ALL ENGINE COOLING SYSTEM AND HEATER HOSES SHALL BE SILICONE (NO EXCEPTION).		X		
	55	THE COOLING SYSTEM SHALL BE SHUTTER LESS AND RAPID WARM-UP TYPE AND HAVE A HEAVY-DUTY TYPE COOLANT RECOVERY TANK.		X		AN INTEGRATED SURGE-TANK WILL BE PROVIDED IN PLACE OF A COOLANT RECOVERY TANK
	56	ANTIFREEZE COOLANTS SHALL BE APPROVED BY ENGINE MANUFACTURER.		X		
	57	PROVISIONS SHALL BE MADE FOR THE COOLING FAN CLUTCH TO AUTOMATICALLY ENGAGE WHEN EITHER THE ENGINE HIGH IDLE OR PTO ARE ENGAGED AND NECESSITATE ADDITONAL COOLING.		X		

DRIVETRAIN - FUEL SYSTEM	58	FUEL TANK FILLS SHALL BE PROVIDED ON BOTH SIDES OF THE APPARATUS, MECHANICALLY AFFIXED "DIESEL FUEL ONLY" CONSPICUOUS LABEL. (NO EXCEPTION)		X		
	59	ONE (1) CORROSION RESISTANT FUEL TANK SHALL BE PROVIDED		X		
	60	• CAPACITY SHALL NOT BE LESS THAN SIXTY (60) GALLONS	X			68 U.S. GALLONS
	61	• ONE OR MORE SWASH PARTITIONS SHALL BE INSTALLED		X		
	62	• THE VENT OPENING PROVIDED SHALL VENT DIRECTLY TO THE GROUND, PREVENTING FUEL FROM CONTACTING ANY PART OF THE APPARATUS.		X		
	63	• THE FUEL PICKUP SHALL BE AT LEAST ONE HALF INCH ABOVE THE BOTTOM OF THE FUEL TANK		X		
	64	• TANK AND FILL PIPING SHALL BE SO PLACED AS TO PROTECT THEM FROM MECHANICAL INJURY AND NOT BE EXPOSED TO HEAT FROM EXHAUST OR ANY OTHER SOURCE OF IGNITION		X		
	65	• THE TANK SHALL BE SO PLACED AS TO BE EASILY REMOVABLE FOR REPAIRS, WITHOUT CUTTING THE BODY OR FRAME		X		
	66	• TANK SHALL HAVE A SERVICE LOOP FOR HOSES AND WIRING TO FACILIATE DROPPING THE FUEL TANK DOWN FOR SERVICING.		X		
	67	• SUITABLE MEANS FOR DRAINING FUEL DIRECTLY FROM THE BOTTOM OF THE TANK SHALL BE PROVIDED		X		
	68	• A MAGNETIC DRAIN PLUG SHALL BE PROVIDED IN THE LOW POINT OF THE FUEL TANK		X		
	69	ALL FUEL LINES SHALL BE GATES "MEGA-TECH" G5TB HOSE WITH G25 SERIES "MEGA CRIMP" FITTINGS OR OCFA APPROVED COMPATIBLE EQUAL. MANUFACTURER SHALL PROVIDE AN 8-10 FOOT FUEL LINE EXTENSION FOR SERVICEABILITY PURPOSES.		X		EATON GH100 HOSE AND FITTINGS WILL BE PROVIDED
	70	THE FUEL GAUGE SHALL INDICATE THE PROPORTIONATE AMOUNT OF FUEL (E, 1/4, 1/2, 3/4, F) IN THE TANK AT ANY TIME. A LOW FUEL LEVEL WARNING SYSTEM (BOTH VISUAL AND AUDIBLE) THAT ALERTS THE OPERATOR WHEN THE FUEL LEVEL IS BELOW 1/4 FULL SHALL BE PROVIDED.		X		
	71	ACCESS SHALL BE PROVIDED TO ENABLE REMOVAL OF THE FUEL LEVEL SENDING UNIT WITHOUT REMOVAL OF THE FUEL TANK. SENDING UNIT SHALL BE OF THE "FLOAT" TYPE.		X		
	72	AN ELECTRIC FUEL PRIMER WITH DASH MOUNTED SWITCH FOR RE-FILLING THE FUEL SYSTEM IN THE EVENT IT IS RUN DRY SHALL BE PROVIDED.			X	The Cummins X15 fuel system can be primed by cycling the ignition switch on/off until completed
	73	FUEL SYSTEM SHALL BE PROVIDED WITH A CUMMINS APPROVED "PRIMARY" AND "SECONDARY" FILTER SYSTEM.		X		

	74	THREE (3) IN-LINE FUEL SHUT-OFF VALVES SHALL BE PROVIDED IN LOCATIONS DESIGNATED BY OCFA DURING PRE-CONSTRUCTION MEETING.		X		
EXHAUST SYSTEM	75	THE APPARATUS SHALL BE EQUIPPED WITH A CUMMINS "AFTERTREATMENT SYSTEM" THAT INCLUDES; A DIESEL PARTICULATE FILTER (DPF), DIESEL EXHAUST FLUID (DEF) DOSING VALVE, DECOMPOSITION REACTOR AND SELECTIVE CATALYTIC REDUCTION.		X		
	76	• THE DPF REGENERATION PROCESS SHALL ACTIVATE BY TWO METHODS; FIRST, BY THE ENGINE'S COMPUTER SYSTEM WHILE OPERATING THE VEHICLE OR SECOND, BY ACTIVATION OF A SWITCH LOCATED IN THE DRIVING COMPARTMENT.		X		
	77	• AN "AFTERMARKET DIESEL PARTICULATE FILTER (DPF)" INDICATOR LAMP INDICATING THAT THE DPF IS IN NEED OF REGENERATION SHALL BE PROVIDED.		X		
	78	• A "HIGH EXHAUST SYSTEM TEMPERATURE (HEST)" LAMP VISIBLE TO THE DRIVER, WHICH INDICATES THAT HIGH EXHAUST TEMPERATURES MAY EXIST DUE TO REGENERATION, SHALL BE PROVIDED.		X		
	79	• A "DIESEL EXHAUST FLUID (DEF)" INDICATOR LAMP THAT ALERTS THE OPERATOR THAT THE DEF LEVEL IS LOW SHALL BE PROVIDED.		X		
	80	• A "REGENERATION ACTIVATION" SWITCH THAT BEGINS A PARKED DPF REGENERATION PROCESS SHALL BE PROVIDED. SWITCH LOCATION TO BE DETERMINED DURING PRE-CONSTRUCTION.		X		
	81	• A "REGENERATION INHIBIT" SWITCH SHALL BE PROVIDED. THIS SWITCH SHALL STOP (INHIBIT) THE REGENERATION PROCESS UNTIL SUCH TIME THAT THE OVER-RIDE (INHIBIT) SWITCH IS RESET TO THE AUTOMATIC MODE OR THE DRIVE ENGINE IS SHUT DOWN AND RE-STARTED. SWITCH LOCATION TO BE DETERMINED DURING PRE-CONSTRUCTION.		X		
	82	EXHAUST PIPING AND DISCHARGE OUTLET SHALL BE SO LOCATED AS TO NOT EXPOSE ANY PORTION OF THE APPARATUS OR EQUIPMENT TO EXCESSIVE HEAT. EXHAUST MANIFOLDS AND HEADER PIPES SHALL BE EQUIPPED WITH HEAT SHIELDS AS DEEMED NECESSARY BY THE OCFA TO PROTECT ANY PORTION OF THE APPARATUS FROM EXCESSIVE HEAT.		X		
	83	TO MINIMIZE EXCESSIVE HEAT BUILD-UP WITHIN THE ENGINE COMPARTMENT, THE EXHAUST SYSTEM SHALL BE WRAPPED WITH INSULATING MATERIAL FROM THE TURBOCHARGER TO THE MUFFLER. INSULATION WRAP SHALL BE MANUFACTURED BY SOUND WAVES, INC. OF SANTA ANA, CALIFORNIA (949-378-9991) OR OCFA APPROVED EQUAL.		X		**STANDARD ROSENBAUER INSULATION WRAP WILL BE PROVIDED**
	84	PROPER PROVISIONS SHALL BE MADE TO PERMIT THE EXHAUST SYSTEM TO EXPAND AND CONTRACT FROM HEAT AND TO RESIST STRESS AND VIBRATION. FLEXIBLE TUBING SHALL ONLY BE USED WHERE ABSOLUTELY NECESSARY OR WHEN REQUIRED FOR ENGINE CERTIFICATION PURPOSES.		X		
	85	THE EXHAUST DISCHARGE SHALL TERMINATE UNDER THE PASSENGER SIDE BODY AT A 90° ANGLE TO ACCOMMODATE A FIRE STATION EXHUAST REMOVAL SYSTEMS (PLYMOVENT).		X		
	86	• APPARATUS MANUFACTURER IS TO EXPLORE ALL OPTIONS TO MEET THE ABOVE STATED REQUIREMENTS. IF IT IS NECESSARY TO HAVE AN EXHAUST DISCHARGE LARGER THAN THE SPECIFIED 5" DIAMETER (DIFFUSER TIP), THE APPARATUS MANUFACTURER SHALL PROVIDE ANY NECESSARY ADAPTERS OR UPGRADED PLYMOVENT EQUIPMENT TO ACCOMMODATE CONNECTION TO THE PRE-EXISTING OCFA EXHAUST REMOVAL SYSTEM FOR EACH VEHICLE DELIVERED.		X		
	87	A 5" PLYMOVENT MAGNETIC CONICAL TAILPIPE ADAPTER PART #00000112505 SHALL BE INSTALLED AT THE TERMINATION OF THE EXHAUST PIPE.		X		
	88	THE CENTER LINE OF THE PIPE SHALL BE APPROXIMATELY 32" IN FRONT OF THE REAR AXLE CENTER LINE, BUT NO LESS THAN 12" IN FRONT OF THE REAR TIRES. THE EXHAUST DISCHARGE SHALL BE MOUNTED TO PROVIDE 4" (FOUR INCHES) OF CLEARANCE FROM THE BOTTOM OF THE BODY EDGE TO THE TOP OF THE EXHAUST TIP. THE EXHAUST PIPE SHALL BE CUT STRAIGHT TO THE PIPE, NO DOWNWARD ANGLE, AND NOT EXTEND MORE THAN 2" PAST THE BODY SIDE AND TERMINATE WITH A 5" (FIVE INCH) DIAMETER PLYMOVENT TAILPIPE ADAPTER REFERENCED ABOVE.		X		

SELECTIVE CATALYTIC REDUCTION (SCR)	89	THE APPARATUS SHALL BE EQUIPPED WITH SELECTIVE CATALYST REDUCTION (SCR) TECHNOLOGY AS SPECIFIED ABOVE TO REDUCE THE LEVELS OF NOX (OXIDES OF NITROGEN) EMISSIONS. THE SCR SYSTEM WILL ACCOMPLISH THIS BY INJECTING A SMALL AMOUNT OF UREA BASED DIESEL EXHAUST FLUID (DEF) INTO THE EXHAUST SYSTEM BEFORE ENTERING A CATALYTIC CONVERTER WHERE IT VAPORIZES AND DECOMPOSES.		X		
SELECTIVE CATALYTIC REDUCTION (SCR) (CONTINUED)	90	A DIESEL EXHAUST FLUID (DEF) TANK OF NOT LESS THAN FIVE (5) U.S. GALLONS SHALL BE PROVIDED (THE LARGEST TANK POSSIBLE IS REQUESTED). THE TANK FILL SHALL BE LOCATED IN AN AREA THAT IS EASILY ACCESSIBLE FOR RE-FILLING AND BE CONSPICUOUSLY LABELED "DEF FLUID". TANK SHALL ACCOMODATE FILLING FROM 2.5 GALLON JUGS. A DEF FLUID FILTER SYSTEM AS RECOMMENDED BY CUMMINS SHALL BE PROVIDED.		X		
	91	THE DEF TANK SHALL INCLUDE AN INTERNAL HEATER THAT UTILIZES ENGINE COOLANT TO MAINTAIN THE FLUID AT THE PROPER TEMPERATURE ACCORDING TO EPA REQUIREMENTS. A TEMPERATURE SENSOR THAT CONTROLS THE FLOW OF ENGINE COOLANT TO THE DEF TANK SHALL BE INSTALLED.		X		
	92	A CAB DASH MOUNTED DEF FLUID LEVEL GAUGE AND "LOW FLUID LEVEL" ICON SHALL BE PROVIDED. GAUGE SHALL DISPLAY TANK LEVEL IN 1/4 TANK INCREMENTS.		X		
SUSPENSION AND AXLES	93	THE SUSPENSION SHALL CONSIST OF MULTI-LEAF PARABOLIC SPRINGS WITH DOUBLE WRAPPED FRONT EYE THAT ARE PACKAGED WITHIN AN INTEGRATED CLAMP GROUP THAT ALLOWS FOR EASE OF OEM ASSEMBLY ON TO THE AXLE BEAM AND REDUCED PART COUNT. THE CLAMP GROUP BOLTS ARE TIGHTENED ON THE TOP OF THE CLAMP GROUP OPPOSED TO THE TRADITIONAL U-BOLT ON THE BOTTOM MAKING IT EASIER TO ACCESS WITH A TORQUE WRENCH FOR SERVICING. THE SPRING SHALL ALSO INCLUDE A LOWER SHOCK ATTACHMENT WITH AN UPTURNED EYE. THE SPRINGS WILL CONTAIN THREADED PIN BUSHINGS TO ALLOW SIMPLIFICATION OF SPRING ALIGNMENT AS WELL AS LONG SERVICE LIFE AND IMPROVED RIDE QUALITY. THE SUSPENSION AND SPRING GEOMETRY WILL BE OPTIMIZED TO PROVIDE IMPROVED BUMP STEER AND ACKERMANN.		X		**HEDRICKSON STEER-TEK**
	94	WHEN APPROVED, THE MANUFACTURER SHALL PROVIDE SYNTHETIC TYPE LUBRICANTS IN ALL DRIVELINE COMPONENTS.		X		
	95	FRONT AXLE BEARINGS SHALL BE OIL LUBRICATED AND HAVE STEMCO OIL-BATH HUBS WITH VIEWING WINDOW.		X		
	96	TWO ZF SACHS TWIN-TUBE SHOCKS SHALL BE PROVIDED WITH THE FRONT SUSPENSION ASSEMBLY. THE SHOCKS SHALL BE SPECIALLY DEVELOPED FOR PARABOLIC LEAF SPRINGS WITH A DIGRESSIVE CHARACTERISTIC CURVE USING A PATENTED PISTON SYSTEM. THE SHOCKS SHALL FEATURE MULTI-STAGE PISTON AND BASE VALVES. THE COMBINATION OF VALVES SHALL ACHIEVE THE DESIRED DAMPING CHARACTERISTICS THAT ARE IDEAL FOR THE APPLICATION.		X		
	97	THE SUSPENSION SHALL BE RATED FOR A MINIMUM OF 24,000 LBS.		X		
	98	A MERITOR RT-46-160 TANDEM DRIVING AXLE SHALL BE INCORPORATED AS THE REAR AXLE FOR THE CHASSIS. THE AXLE SHALL FEATURE:		X		
	99	RATED CAPACITY OF 48,000 POUNDS		X		
	100	HEAVY DUTY HYPOID GEARING FOR LONGER LIFE, INCREASED STRENGTH AND QUIETER OPERATION		X		
	101	INDUSTRY-STANDARD WHEEL ENDS FOR COMPATIBILITY WITH BOTH DISC AND DRUM BRAKES, AND UNITIZED OIL SEAL TECHNOLOGY TO KEEP LUBRICANT IN AND HELP PREVENT CONTAMINANT DAMAGE		X		
	102	RIGID DIFFERENTIAL CASE FOR HIGH AXLE STRENGTH AND REDUCED MAINTENANCE		X		

	103	RECTANGULAR SHAPED, HOT FORMED HOUSING WITH A STANDARD WALL THICKNESS AT SPRING SEAT OF .50” FOR EXTRA STRENGTH AND RIGIDITY		X		
	104	A MAGNETIC PLUG		X		
SUSPENSION AND AXLES (CONTINUED)	105	THE REAR AXLE WHEEL BEARINGS SHALL BE LUBRICATED WITH OIL.		X		
	106	THE REAR AXLE DIFFERENTIAL SHALL BE LUBRICATED WITH OIL.		X		
	107	THE REARWARD AXLE OF THE TANDEM AXLES SHALL INCLUDE A DRIVER CONTROLLED DIFFERENTIAL LOCK. THIS SHALL ALLOW THE MAIN DIFFERENTIAL TO BE LOCKED AND UNLOCKED WHEN ENCOUNTERING POOR ROAD OR HIGHWAY CONDITIONS, WHERE MAXIMUM TRACTION IS NEEDED. THE DIFFERENTIAL LOCK IS TO BE ENGAGED AT APPROXIMATELY 1 MPH AND IS NOT FOR USE AT SPEEDS GREATER THAN 25 MPH.		X		
	108	THE DIFFERENTIAL LOCK SHALL BE CONTROLLED BY A SWITCH WITHIN EASY REACH OF THE DRIVER. THE LIGHT ON THE SWITCH SHALL ILLUMINATE WITH POSITIVE ENGAGEMENT OF THE DIFFERENTIAL CONTROL.		X		
	109	THE TANDEM REAR AXLE SHALL FEATURE A HENDRICKSON FIREMAAX™ AIR SUSPENSION. EACH AXLE WILL BE INDEPENDENTLY SUSPENDED FOR OPTIMUM PERFORMANCE. THE SUSPENSION SHALL INCLUDE FOUR OPTIMIZED AIR SPRINGS MOUNTED TO CAST STRUCTURAL TRAILING ARMS, TRANSVERSE CROSS BEAMS FOR INCREASED ROLL STABILITY AND FOUR HEAVY DUTY SHOCK ABSORBERS. DUAL AIR HEIGHT CONTROL VALVES SHALL BE INSTALLED ON EACH AXLE TO ENSURE EQUAL FRAME HEIGHT ON BOTH SIDES OF THE VEHICLE REGARDLESS OF THE LOAD. AXLE ALIGNMENT IS MAINTAINED USING FOUR ECCENTRIC BUSHINGS AT EACH FRAME BRACKET.		X		
	110	THE REAR SUSPENSION CAPACITY SHALL BE RATED AT 40 - 48,000 POUNDS.		X		
	111	ALL UNIVERSAL JOINTS SHALL BE SPICER 1800 SERIES.		X		
	112	ALL SLIP SHAFTS SHALL USE GLIDE COAT SPLINES.		X		
	113	A SPLASH SHIELD WILL BE INSTALLED OVER THE DRIVE SHAFT U-JOINTS AT THE OUTPUT OF THE TRANSMISSION TO ASSIST IN THE PREVENTION OF EXCESSIVE GREASE BEING SPRAYED ON THE SURROUNDING UNDERCAB AREAS.		X		
	114	A SPLASH SHIELD WILL BE INSTALLED OVER THE DRIVE SHAFT U-JOINTS AT THE ANY OTHER AREA WHERE GREASE COULD BE RELEASE TO THE BOTTOM SIDE OF THE CHASSIS.		X		
	115	ALL AXLES AND SUPENSION COMPONENTS SHALL CONFORM TO THE REQUIREMENTS AS STATED IN THE *DIMENSIONS AND WEIGHT RESTRICTIONS* SECTION OF THESE SPECIFICATIONS, THE PROPOSED MAXIMUM APPARATUS GVWR AND ALL LOCAL, STATE AND FEDERAL REGULATIONS.		X		
	116	THE CHASSIS FRAME RAILS SHALL BE MEASURED TO INSURE THE LENGTH IS CORRECT AND CROSS CHECKED TO MAKE SURE THEY RUN PARALLEL AND ARE SQUARE TO EACH OTHER. THE FRONT AND REAR AXLES SHALL BE LASER ALIGNED. THE FRONT TIRES AND WHEELS SHALL BE ALIGNED AND TOE-IN SET ON THE FRONT TIRES BY THE APPARATUS MANUFACTURER.		X		
	117	A D.O.T. COMPLIANT, MERITOR AIR BRAKE SYSTEM SHALL BE SUPPLIED ON THE APPARATUS. ALL LINES SHALL BE PROTECTED FROM EXCESSIVE ENGINE AND EXHAUST HEAT.		X		

BRAKING SYSTEM	118	ALL BRAKES SHALL BE MERITOR DISC-PLUS EX-225 AIR DISC BRAKES, SELF-ADJUSTING TYPE WITH "FIRE APPLICATION" COMPONENTS.		X		
	119	THE VEHICLE SHALL BE EQUIPPED WITH A WABCO ANTI-LOCK BRAKING SYSTEM (ABS) TO PROVIDE CONTROLLED STOPPING UNDER EMERGENCY BRAKING CONDITIONS. AN "ABS" DIAGNOSTIC SWITCH THAT ALLOWS THE OPERATOR TO ACCESS ANTI-LOCK BRAKE SYSTEM DIAGNOSTIC CODES SHALL BE PROVIDED. SWITCH LOCATION TO BE DETERMINED DURING PRE-CONSTRUCTION MEETING.		X		
BRAKING SYSTEM (CONTINUED)	120	THE ANTI-LOCK BRAKING SYSTEM SHALL CONSIST OF A REDUNDANT, MULTI-CHANNEL, DUAL DIAGONAL CIRCUIT. EACH CIRCUIT SHALL BE COMPLETELY INDEPENDENT OF THE OTHER AND, IN THE EVENT OF A SINGLE CIRCUIT FAILURE, THE REMAINING CIRCUIT SHALL STILL FUNCTION TO HELP MAINTAIN STEERING CONTROL AND STABILITY UNDER BRAKING CONDITIONS. ALL WHEEL SENSORS ARE TO BE RIGID MOUNTED AND COMPLETELY SEALED AND CORROSION RESISTANT.		X		
	121	THE AIR COMPRESSOR SHALL BE A WABCO BRAND AND OF SUFFICIENT CAPACITY TO MEET ALL D.O.T. REGULATIONS. THE AIR INTAKE TO THE COMPRESSOR SHALL BE TAKEN FROM ITS OWN AIR FILTER SYSTEM. COPPER AND BRASS FITTINGS ARE REQUIRED IN THE AIR SYSTEM. ALL AIR LINES TO BE COLOR CODED AEROQUIP OR GATES MEGA-TECH.		X		
	122	VEHICLE AIR COMPRESSOR SYSTEM SHALL BE EQUIPPED WITH A HALDEX DA35200, CARTRIDGE TYPE, IN-LINE AIR DRYER.		X		
	123	A SPRING SET (PARKING) BRAKE ACTUATED FROM THE CAB DASH (PUSH TO RELEASE/PULL TO APPLY) THAT CONTROLS THE REAR AXLE BRAKES SHALL BE PROVIDED.		X		
	124	A ROSS OR SHEPPARD STEERING GEAR ASSEMBLY EQUIPPED WITH POWER ASSIST SHALL BE INSTALLED. STEERING SYSTEM SHALL BE DESIGNED FOR AND WITH STEREING STOPS SET TO PROVIDE MAXIMUM POSSIBLE CRAMP ANGLES AND TURNING CAPABILITY.		X		**TRW TAS-85**
	125	POWER STEERING PUMP SHALL BE GEAR DRIVEN FROM THE ENGINE AND THE OIL RESERVOIR SHALL BE CONVENIENTLY LOCATED FOR ROUTINE INSPECTION AND MAINTENANCE.		X		
WHEELS AND TIRES	126	WHEELS SHALL BE POLISHED ALCOA ALUMINUM AND BE CERTIFIED BY THEIR MANUFACTURER FOR THE WEIGHT OF THE VEHICLE AND THE MAXIMUM TIRE PRESSURE OF THE TIRES TO BE SUPPLIED.		X		
	127	CHROME LUG NUT COVERS SHALL BE PROVIDED FOR EACH OUTSIDE LUG NUT. CHROME OR POLISHED STAINLESS STEEL AXLE "HUB COVERS" SHALL BE PROVIDED FOR BOTH FRONT AND REAR WHEELS.		X		
	128	FRONT COVERS SHALL HAVE A VIEWING WINDOW THAT ALLOWS VISUAL CHECKS OF LEVEL IN OIL BATH HUBS. REAR COVERS SHALL COVER THE AXLE/HUB END ONLY. "TOP HAT" (FULL AXLE) COVERS WILL NOT BE ACCEPTED. THERE SHALL BE NO LOGOS ON THE AXLE HUB COVERS.		X		
	129	ALL TIRES SHALL BE OF A TUBELESS RADIAL TRUCK TYPE WITH HIGHWAY TREAD. FRONT TIRES SHALL BE OF SINGLE AND OF SUFFICIENT SIZE, WEIGHT AND SPEED RATING TO CARRY THE APPARATUS WHEN FULLY LOADED. REAR TIRES SHALL BE DUAL AND OF SUFFICIENT SIZE, WEIGHT AND SPEED RATING TO CARRY THE APPARATUS WHEN FULLY LOADED. ALL TIRES SHALL BE CERTIFIED BY THE APPARATUS MANUFACTURER TO CONFORM TO THE VEHICLE GVWR, GAWR AND VEHICLE TOP SPEED.		X		
	130	VALVE-STEM EXTENSIONS SHALL BE PROVIDED FOR EACH "INSIDE" REAR WHEEL. RUBBER VALVE-STEM EXTENSION STABILIZER DISCS SHALL BE PROVIDED FOR EACH "OUTSIDE" REAR WHEEL WHERE THE EXTENSION PASSES THROUGH THE OUTSIDE WHEEL.		X		
	131	A TIRE PRESSURE MONITORING SYSTEM THAT MEETS THE REQUIREMENTS OF NFPA 1901 SHALL BE PROVIDED. DETAILS TO BE DETERMINED DURING PRE-CONSTRUCTION.		X		**VALVE-STEM CAPS PROVIDED. OPTIONS CAN BE DISCUSSED DURING PRE-CONSTRUCTION**
	132	ONE (1) MATCHING SPARE FRONT WHEEL AND TIRE SHALL BE PROVIDED FOR EACH VEHICLE DELIVERED.		X		
AUTOMATIC LUBRICATION	133	A SKF CENTRALIZED CHASSIS LUBRICATION SYSTEM WITH A 502 SERIES ELECTRONIC CONTROL MODULE SHALL BE INSTALLED. LOCATIONS FOR BOTH THE CONTROL MODULE AND OIL RESERVOIR TO BE DETERMINED DURING PRE-CONSTRUCTION MEETING. RESERVOIR SHALL BE EASILY ACCESSIBLE FOR ROUTINE CHECKS AND MAINTENANCE.		X		

SYSTEM	134	ANY INACCESSIBLE POINT THAT THE SKF IS UNABLE TO LUBRICATE, SHALL BE PROVIDED WITH A LUBRICATION FITTING EXTENDED TO THE SIDE, OR OTHER ACCESSIBLE POINT OF THE APPARATUS. ALL EXTERNAL FITTINGS FOR REMOTE LUBRICATION POINTS SHALL BE CLEARLY IDENTIFIED WITH PERMANENT I.D. TAGS.		X		
CHASSIS ELECTRICAL SYSTEM GENERAL REQUIREMENTS	135	THE APPARATUS SHALL BE EQUIPPED WITH AN INTEGRAL CLASS 1 ELECTRICAL "MULTI-PLEX" SYSTEM. THERE SHALL BE TWO CLASS 1 ULTRAVIEW 450 DISPLAY SCREENS AND PROVIDE ALL AVAILABLE APPARATUS DIAGNOSTIC INFORMATION AND THE STATUS OF SPECIFIC CAB OR COMPARTMENT DOOR OPEN, ETC. THE SCREENS SHALL NOT BE USED TO CONTROL ANY APPARATUS LIGHTING, AIR HORN, SIREN CONTROLS, OR ENGINE START. THE SCREEN CAN BE USED TO CONRTOL AIR CONDITIONING, REGEN OPERATIONS AND MIRROR CONTROLS. LOCATIONS TO BE DETERMINED AT PRECONSTRUCTION MEETING.		X		WELDON V-MUX SYSTEM AND SCREENS
	136	AT A MINIMUM, THE MULTI-PLEX SYSTEM SHALL PROVIDE COVERAGE FOR THE FOLLOWING:		X		
	137	• CAB DOORS		X		
	138	• COMPARTMENT DOORS		X		
	139	• TOP COMPARTMENT DOORS		X		
	140	• SEATBELT MONITORING		X		
	141	• ACCESS LADDERS		X		
	142	• LIGHT TOWERS AND/OR TELESCOPING LIGHTS.		X		
	143	THE ALTERNATOR, BATTERIES, STARTING DEVIDES, IGNITION, MULTI-PLEX SYSTEM JUNCTION BOX AND NODES SHALL BE OF A MOISTURE RESISTANT TYPE, ACCESSIBLY MOUNTED AND SUITABLY PROTECTED AGAINST EXCESSIVE HEAT. IF POSSIBLE, THE MULTI-PLEX JUNCTION BOX SHALL BE LOCATED WITH THE OTHER ELECTRICAL SYSTEMS FOR THE APPARATUS IN AN ACCESSIBLE LOCATION FOR SERVICE. OTHER LOCATIONS WILL BE CONSIDERED BUT REQUIRE OCFA APPROVAL.		X		
	144	ALL ELECTRICAL CIRCUIT WIRING SHALL BE MADE WITH STANDARD CONDUCTORS WITH A CARRYING CAPACITY COMMENSURATE WITH THE ANTICIPATED MINIMUM CIRCUIT LOADING. INSULATION SHALL BE PROVIDED IN ACCORDANCE WITH OR SUPERIOR TO THE RECOMMENDED STANDARDS OF THE SOCIETY OF AUTOMOTIVE ENGINEERS FOR SUCH LOADING AT THE POTENTIAL EMPLOYED. OVERALL COVERING OF CONDUCTORS AND CONNECTIONS SHALL BE OF A MOISTURE RESISTANT TYPE.		X		
	145	CIRCUITS SHALL BE PROVIDED WITH SUITABLE OVERLOAD PROTECTIVE DEVICES. SUCH DEVICES SHALL BE READILY ACCESSIBLE AND PROTECTED AGAINST EXCESSIVE HEAT, PHYSICAL INJURY AND WATER SPRAY.		X		
	146	THERMAL CIRCUIT BREAKERS SHALL BE INSTALLED FOR OVERLOAD PROTECTION WITH AUTOMATIC RESET. EACH CIRCUIT BREAKER SHALL BE REMOVABLE WITHOUT REMOVING BRACKETS, BUSS BAR OR OTHER BREAKERS.		X		
	147	NO CHASSIS PAINT SHALL BE APPLIED TO ANY WIRING OR ELECTRICAL DEVICE.		X		
	148	ALL SPLIT LOOM MATERIAL SHALL BE HIGH TEMPERATURE TYPE WITH A RATING OF -40 TO +300 DEGREES FAHRENHEIT AND HAVE UV RESISTANCE.		X		

	149	ALL WIRING SHALL BE FUNCTION CODED THROUGHOUT THEIR LENGTH FOR IDENTIFICATION. ANY WIRING OR CABLES THAT ARE NOT FUNCTION CODED SHALL BE CLEARLY LABELED AT EACH END AS TO FUNCTION.		X		
CHASSIS ELECTRICAL SYSTEM GENERAL REQUIREMENTS (CONTINUED)	150	• THE LABEL MUST BE LEGIBLE (PRINTED)		X		
	151	• CLEAR POLYETHYLENE HEAT SHRINK TUBING OR OCFA APPROVED EQUAL SHALL BE PROVIDED OVER ALL LABELING TO ENSURE DURABILITY.		X		
	152	PLASTIC TIE WRAPS TO SECURE WIRING TO FRAME RAILS WILL NOT BE ACCEPTED. METAL WRAPS OR RESTRAINTS NEED TO BE USED TO SECURE THE WIRING.		X		
SPECIFIC WIRING REQUIREMENTS / BATTERY SETUP	153	ALL TERMINALS SHALL HAVE A TINNED FINISH AND HAVE BOTH CORE AND INSULATION CRIMPS. ALL LARGE TERMINALS THAT HAVE NO INSULATION CRIMP SHALL HAVE HEAT SHRINK WITH SEALANT APPLIED TO RELIEVE STRAIN AND SEAL THE CORE CRIMP. ALL JUNCTION BLOCKS SHALL BE #10 STUD TYPE.		X		
	154	ALL NECESSARY ELECTRICAL LOAD MANAGEMENT SHALL BE CONTROLLED BY THE VEHICLE'S MULTI-PLEX SYSTEM.		X		
	155	• ELECTRICAL LOAD-SHED PRIORITY SHALL BE DETERMINED DURING THE PRE-CONSTRUCTION MEETING.		X		
	156	• AN ELECTRICAL LOAD-SHED REPORT SHALL BE PROVIDED TO THE OCFA AT TIME OF DELIVERY.		X		
	157	REMOVABLE PANELS (WITHIN COMPARTMENTS, ETC) SHALL BE PROVIDED AS NECESSARY TO ALLOW ACCESS TO ALL MULTI-PLEX SYSTEM MODULES, ELECTRICAL RELAYS, FUSE PANELS, AND JUNCTION BLOCKS THROUGHT THE VEHICLE.		X		
	158	REMOVABLE PANELS SHALL BE SECURED USING THUMB LATCHES TO ALLOW QUICK ACCESS.		X		
	159	WIRING DIAGRAMS SHALL BE PROVIDED ON THE BACK OF THE PANELS IF THE PANEL IS UTILIZED FOR ACCESSING ANY MULTI-PLEX OR WIRING. DIAGRAMS SHALL BE AFFIXED INSIDE AND RESISTANT TO DETERIORATION. DIAGRAMS SHALL BE OF FULL COLOR IF APPLICABLE.		X		
	160	A LEECE-NEVILLE 320-AMP ALTERNATOR SHALL BE INSTALLED IN ACCORDANCE WITH THE ENGINE MANUFACTURER'S RECOMMENDATIONS.		X		
	161	ONE (1) ROCKER STYLE, MASTER BATTERY DISCONNECT SWITCH (RED IN COLOR) SHALL BE INSTALLED ON THE CAB DASH IN A LOCATION THAT IS EASILY ACCESSIBLE TO THE DRIVER WITHOUT CLIMBING INTO THE CAB (FROM THE GROUND WITH THE DOOR OPEN).		X		
	162	A SIX (6) BATTERY SYSTEM SHALL BE PROVIDED AND SECURELY INSTALLED IN STAINLESS STEEL BATTERY TRAYS AND BE PROTECTED FROM PHYSICAL DAMAGE, WATER SPRAY, AND ENGINE EXHAUST HEAT. IN ADDITION, THE BATTERIES SHALL BE MOUNTED IN SUCH A MANNER AS TO BE READILY ACCESSIBLE AND EASILY REMOVABLE FOR SERVICING. THE BATTERIES SHALL NOT BE OBSTRUCTED BY RELAYS OR ANY OTHER ELECTRICAL DEVICES. THERE SHALL BE NO ENCLOSED STORAGE COMPARTMENT USED. A PICTURE OF WHAT IS CURRENTLY BEING DONE ON OCFA EQUIPMENT CAN BE PROVIDED UPON REQUEST. ALL SIX (6) BATTERIES SHALL BE ODYSSEY (PC-2150 GROUP 31) (NO EXCEPTION) AND BE CONFIGURED/WIRED AS FOLLOWS:		X		
	163	• BATTERIES SHALL BE ISOLATED FROM ALL ELECTRICAL CIRCUITS IN ACCORDANCE WITH THE LATEST NFPA 1901 RECOMMENDATIONS.		X		

	164	• FOUR (4) OF THE SIX (6) BATTERIES SHALL BE WIRED "PARALLEL" FOR THE VEHICLE CHASSIS ELECTRICAL NEEDS.		X		
	165	• TWO (2) OF THE SIX (6) BATTERIES SHALL BE INDIVIDUALLY ISOLATED FROM THE CHASSIS ELECTRICAL SYSTEM FOR COMMUNICATION EQUIPMENT NEEDS.		X		
SPECIFIC WIRING REQUIREMENTS / BATTERY SETUP (CONTINUED)	166	• BATTERIES SHALL BE LABELED WITH A PERMANENT, DURABLE LABEL AS FOLLOWS:		X		
	167	○ VEH-1		X		
	168	○ VEH-2		X		
	169	○ VEH-3		X		
	170	○ VEH-4		X		
	171	○ COMM BATT		X		
	172	○ COMM BATT		X		
	173	• APPARATUS MANUFACTURER SHALL UTILIZE "PRE-MANUFACTURED" WIRING HARNESSES FOR ALL BATTERY WIRING. HARNESSES SHALL BE TAILORED TO LENGTH IN ORDER TO KEEP THE TOP OF THE BATTERY ACCESSIBLE FOR SERVICE.		X		
	174	• ALL BATTERIES SHALL HAVE BLUESEA BUSS BARS THAT JOIN CONNECTIONS BOTH THE POSITIVE (+) AND NEGATIVE (-) BEFORE THEY ARE ATTACHED TO THE BATTERY. SEE PICTURES ATTACHED AS A REFERENCE.		X		
	175	• BOTH ISOLATED COMMUNICATIONS (COMM) SHALL HAVE BLUESEA BUSS BARS THAT JOIN CONNECTIONS BOTH THE POSITIVE (+) AND NEGATIVE (-) BEFORE THEY ARE ATTACHED TO THE BATTERY:		X		
	176	BLUE SEA TERMINAL STUDS SHALL BE PROVIDED AS REQUIRED FOR TERMINATION OF CABLES. SEE PICTURES ATTACHED.		X		
	177	○ 3/8" STUD		X		
	178	○ WITH RED PROTECTIVE CAP #90BCCR		X		
	179	ONE (1) SET OF BATTERY JUMPER STUDS (BLUESEA BRAND) WITH RED AND BLACK PLASTIC COLOR CODED COVERS SHALL BE PROVIDED ON THE DRIVER SIDE, NEAR THE BATTERY COMPARTMENT.		X		

	180	• STUDS SHALL BE 8 INCHES APART AND HAVE A NON-METALLIC BASE/BACKING PLATE.		X		
	181	• ACCESS SHALL BE LARGE ENOUGH TO ALLOW EASY JUMPER CABLE CONNECTIONS.		X		
	182	• A TAG SHALL BE PROVIDED FOR POSITIVE (+) AND NEGATIVE (-) TERMINALS.		X		
SPECIFIC WIRING REQUIREMENTS / BATTERY SETUP (CONTINUED)	183	TWO (2) RED 2-GAUGE BATTERY LINES SHALL BE PROVIDED AND INSTALLED AS FOLLOWS:		X		
	184	• EACH CABLE SHALL TERMINATE TO ONE (1) COOPER BUSSMAN CIRCUIT BREAKER (#MRCB187F-150-F-3).		X		
	185	○ CIRCUIT BREAKER SHALL BE INSTALLED IN CLOSE PROXIMITIY TO THE BATTERIES.		X		
	186	○ EACH LINE SHALL THEN BE CONNECTED TO THE POSITIVE (+) TERMINAL EXTENSION LUG OF THE FOLLOWING:		X		
	187	• INTERCONNECTED CHASSIS BATTERIES		X		
	188	• ISOLATED COMMUNICATIONS BATTERY		X		
	189	• ISOLATED COMMUNICATIONS BATTERY		X		
	190	• EACH CABLE SHALL BE CLEARLY LABELED AS FOLLOWS WITH DURABLE, PERMANENT LABELING:		X		
	191	○ VEH-1		X		
	192	○ VEH-2		X		
	193	○ VEH-3		X		
	194	○ VEH-4		X		
	195	○ COMM BATT		X		

	196	○ COMM BATT		X		
	197	• ALL CABLES SHALL BE ROUTED FROM THE BATTERY TRAY AREA INTO THE CAB AND BE LOCATED IN THE *COMMUNICATION COMPARTMENT* LOCATED JUST BEHIND THE ENGINE COWLING.		X		
	198	○ THE ISOLATED COMMUNICATIONS CABLES SHALL EACH TERMINATE TO INDIVIDUAL TRANSIT SAFETY (OR EQUAL) S240-7000R 3/8" RED STUDS IN THE COMMUNICATIONS COMPARTMENT.		X		
	199	ONE (1) BLACK 0-GAUGE GROUND CABLE SHALL BE PROVIDED TO THE COMMUNICATIONS COMPARTMENT AND SHALL ORIGINATE FROM THE SAME LOCATION AS THE CHASSIS BATTERY GROUND.		X		
SPECIFIC WIRING REQUIREMENTS / BATTERY SETUP (CONTINUED)	200	○ GROUND CABLE SHALL TERMINATE TO ONE (1) TRANSIT SAFETY (OR EQUAL) S240-7000 3/8" BLACK STUD.		X		
	201	ONE (1) BLUE SEA MODEL 1830 M2 DC STATE-OF-CHARGE VOLTAGE MONITOR SHALL BE PROVIDED IN THE CAB (IN ADDITION TO THE STANDARD ANALOG VOLT GAUGE) AND BE WIRED AS FOLLOWS:		X		
	202	• SHALL HAVE AN AMPERAGE SHUNT INSTALLED IN CLOSE PROXIMITY TO THE VEHICLE ALTERNATOR AND NOT IMPEDE SERVICIBILILTY. SHUNT INSTALLATION SHALL FOLLOW MANUFACTURER'S INSTRUCTIONS.		X		
	203	• PROVIDE FOUR (4) 16-GAUGE CABLES (ONE PER BANK AND ONE PER GROUND) BETWEEN THE VOLTAGE GAUGE AND THE CHASE IN THE REAR OF THE CAB.		X		
	204	PROVIDE 5 FEET (5') OF SPARE CABLE COILED WITHIN THE COMMUNICATIONS.		X		
	205	• EACH WIRE SHALL BE CLEARLY LABELED WITH PERMANENT, DURABLE LABELING AT EACH END THAT IDENTIFIES THE BATTERY BANK NUMBER.		X		
	206	○ BANK 1 SHALL INDICATE THE VOLTAGE OF THE VEHICLE CHASSIS BATTERIES		X		
	207	○ BANK 2 SHALL INDICATE THE VOLTAGE OF THE ISOLATED COMM BATT		X		
	208	○ BANK 3 SHALL INDICATE THE VOLTAGE OF THE ISOLATED COMM BATT		X		
	209	• GROUND WIRE FROM THE GAUGE SHALL BE WIRED TO THE CHASSIS BATTERY NEGATIVE (-)		X		
	210	TWO (2) RECESSED 20-AMP, 3-PRONG MALE SHORE POWER ELECTRICAL CONNECTION WITH A WEATHER-PROOF COVER SHALL BE PROVIDED AT THE DRIVER'S DOOR AREA OF THE APPARATUS. MODEL TO BE BLUESEA SUREEJECT 7851 AND 7860 MANUFACTURER MUST PUT AN ACCESS PANEL SO THAT PLUG CAN BE SERVICED EASILY. LARGER AMPERE PLUG MAY BE NECESSARY OR SECONDARY PLUG IN ORDER TO RUN ALL ONBOARD CHARGERS FOR AUXILLARY EQUIPMENT WHILE IN STATION TBD BY MANUFACTURER AND OCFA.		X		

SHORE POWER CONNECTION	211	ONE (1) SHORE POWER SHALL ALLOW FOR POWER TO THE VEHICLE CHARGING SYSTEM. ONE (1) SHORE POWER SHALL SUPPLY POWER TO THE 120V OUTLETS THAT ARE POWERED BY THE GENERATOR/INVERTER WHEN IN THE STATION. TO PROTECT EITHER THE GENERATOR OR EXTERNAL POWER SOURCE FROM BACK FEED, AN AUTOMATIC RELAY SYSTEM WILL BE INSTALLED TO SWITCH BETWEEN THE GENERATOR AND THE EXTERNAL POWER SOURCE WHEN IT IS CONNECTED FOR USE.		X		
	212	• THIS CONNECTION SHALL PROVIDE POWER TO THE TWO (2) 3-PRONG DUPLEX OUTLETS, LOCATED IN THE CAB WITH A SPECIFIC LOCATION TO BE DETERMINED AT THE PRE-CONSTRUCTION MEETING.		X		
	213	• THE BATTERY CHARGERS DESCRIBED BELOW SHALL BE CONNECTED TO THE DRIVER'S SIDE OUTLET.		X		
	214	• FINAL LOCATION OF OUTLETS, SHORE POWER PLUG AND CHARGER TO BE DETERMINED DURING PRE-CONSTRUCTION.		X		
BATTERY CHARGER	215	AN ON-BOARD BATTERY CHARGING SYSTEM SHALL BE PROVIDED AND INSTALLED PER THE MANUFACTURER'S INSTALLATION INSTRUCTIONS AND SHALL INCLUDE:		X		
BATTERY CHARGER (CONTINUED)	216	• TWO (2) BLUE SEA 40 AMP BATTERY CHARGERS MODEL #7532 MOUNTED WITH #7512 MOUNTING ADAPTER.		X		
	217	• TWO (2) BLUE SEA REMOTE DISPLAY MODEL #7517		X		
	218	THE BATTERY CHARGER DESCRIBED ABOVE SHALL BE CONNECTED TO (RECEIVE POWER FROM) THE DUPLEX ELECTRICAL OUTLET (DESCRIBED ABOVE) LOCATED NEAR THE BATTERY CHARGERS USING A BUILDER SUPPLIED 3-PRONG 15 AMP MALE PIG-TAIL AND NOT BE HARD-WIRED.		X		
	219	EACH OF THE THREE CHARGER OUTPUTS SHALL HAVE A MANUAL TRIP/MANUAL RESET BREAKER (COOPER BUSSMAN # MRCB 187-60-F-3) INSTALLED IN CLOSE PROXIMITY TO EACH BATTERY AS SHOWN IN SUPPLIED PICTURES.		X		
	220	A MINIMUM OF 4-GAUGE RED CABLES OR THAT WHICH IS CALLED FOR BY THE CHARGER MANUFACTURER (WHICHEVER IS GREATER) SHALL BE RUN FROM EACH OUTPUT OF THE CHARGER TO THE POSITIVE (+) TERMINAL BUS BAR FOR EACH BATTERY BANK.		X		
	221	THE GROUND CABLE SHALL BE ROUTED ALONG THE SAME PATH AS THE BATTERY CHARGE CABLES DESCRIBED ABOVE AND TERMINATE AT THE MAIN CHASSIS BATTERY GROUND BUSS BAR.		X		
	222	THE GROUND CABLE SHALL BE CLEARLY LABELED AT EACH END WITH A DURABLE, PERMANENT LABEL.		X		
	223	BUILDER SHALL PROVIDE PRINTED IDENTIFICATION (STATING FUNCTION AND LOCATION) AT EACH END OF ALL “NON-FUNCTION CODED” CABLING AND WIRING AS DESCRIBED HEREIN. CLEAR POLYETHYLENE HEAT SHRINK TUBING SHALL BE PROVIDED OVER ALL LABELING FOR DURABILITY.		X		
	224	A BLUE SEA MODEL INVERTER SHALL BE PROVIDED AND INSTALLED PER MANUFACTURER INSTRUCTIONS AND PROVIDE POWER TO THE 120V UTILITY OUTLETS IN THE CAB AND THE OUTLETS INSTALLED IN COMPARTMENT D2 AND P2 TO PROVIDE CHARGING TO THE TOOL BATTERIES.		X		
	225	TEN (10) BLUE SEA BELOW DECK MODEL #4368 12-VOLT POWER PANELS SHALL BE PROVIDED IN THE FOLLOWING LOCATIONS:		X		
	226	• THREE (3) IN THE DRIVER SIDE POWER TOOL COMPARTMENT EXACT LOCATION TBD AT PRE-CONSTRUCTION.		X		

12 VOLT (DC) POWER OUTLETS	227	• THREE (3) IN THE OFFICER SIDE POWER TOOL COMPARTMENT. EXACT LOCATION TBD AT PRE-CONSTRUCTION.		X		
	228	• ONE (1) PANEL NEAR THE OFFICER SEATING POSITION		X		
	229	• ONE (1) PANEL NEAR THE DRIVER SEATING POSITION		X		
	230	• TWO (2) IN THE REAR CREW SEATING AREA (ONE EACH SIDE) NEAR THE BOXES FOR THE EXTERIOR DRIVER AND OFFICER COMPARTMENTS.		X		
	231	○ FINAL LOCATIONS TO BE DETERMINED DURING PRE-CONSTRUCTION MEETING OR MIDPOINT INSPECTION		X		
INTERCOM SYSTEM; PRE-WIRE	232	THE MANUFACTURER SHALL INSTALL THE FOLLOWING SETCOM INTERCOM CABLE AS DESCRIBED BELOW:		X		
INTERCOM SYSTEM; PRE-WIRE (CONTINUED)	233	• INSTALL ONE (1) CABLE FROM THE COMMUNICATIONS CABINET TO THE DRIVER SIDE LEFT REAR PANEL OF THE APPARATUS BODY NEAR THE TAIL/TURN LIGHT ASSEMBLY. THIS CABLE WILL BE CONNECTED AFTER DELIVERY BY THE OCFA FOR A HEADSET JACK. WIRE SHALL BE RUN TO A CAST PRODUCTS BOX LARGE ENOUGH TO HOLD A HEADSET. CAST PRODUCTS BOX SHALL BE EB0012 HEADSET BOX WITH LID, DOOR GASKET AND WEATHERPROOF SOUTHCO LEVER LATCHING.		X		
	234	○ TEN FEET (10') OF SPARE CABLE SHALL BE PROVIDED IN THE COMMUNICATIONS COMPARTMENT.		X		
	235	○ SIX FEET (6') OF SPARE CABLE SHALL BE PROVIDED AT THE REAR BODY END.		X		
	236	○ CABLE SHALL BE CLEARLY LABELED AT EACH END "SETCOM TAILBOARD".		X		
	237	• INSTALL ONE (1) CABLE FROM THE COMMUNICATIONS CABINET TO THE DRIVER SIDE PANEL SPEAKER (ELECTROVOICE MODEL EVI-MIS-8C) WHERE THE OCFA WILL TERMINATE AFTER DELIVERY. OPERATOR PANEL TO BE LOCATED WITH THE ELECTRICAL PANEL CONTROLS.		X		
	238	○ TEN FEET (10') OF SPARE CABLE SHALL BE PROVIDED IN THE COMMUNICATIONS COMPARTMENT.		X		
	239	○ TWO FEET (6') OF SPARE CABLE SHALL BE PROVIDED AT THE ELECTRICAL PANEL CONTROLS END.		X		
	240	○ CABLE SHALL BE CLEARLY LABELED AT EACH END "SETCOM OPERATOR PANEL".		X		
	241	UNLESS OTHERWISE SPECIFIED, <u>ALL VEHICLE LIGHTING COMPONENTS</u> SHALL BE OF THE LED TYPE AND BE OF THE SAME MANUFACTURER, STYLE AND MODEL WHEN POSSIBLE.		X		
	242	• LED/ICC/MARKER LIGHTS AND REFLECTORS AS REQUIRED BY FMVSS AND DOT SHALL BE PROVIDED. ALL FIXTURES SHALL BE MECHANICALLY FASTENED AND WIRED WITH CONNECTORS ALLOWING THEM TO BE EASILY REMOVED FROM THE BODY FOR EASY REPLACEMENT.		X		

LIGHTING: FMVSS/D.O.T	243	• BRAKE/TAIL, REAR TURN SIGNAL AND BACK UP LIGHTS SHALL BE CODE 3 LED AS DESCRIBED BELOW. LIGHTS TO BE MOUNTED (FROM TOP TO BOTTOM) IN A CODE 3, TRIPLE STACK HOUSING, MODEL #65STK3		X		**65STK4 HOUSING PER ADDENDUM**
	244	○ TWO (2) EACH 65STR (STOP/TAIL)		X		
	245	○ TWO (2) EACH 65STA (TURN) WITH ARROW INSERT		X		
	246	○ TWO (2) EACH 65RV (REVERSE)		X		
	247	A THIRD (3RD) BRAKE LIGHT SHALL BE INSTALLED, CENTERED IN THE BODY ON THE REAR OF THE UNIT AND ILLUMINATE WHEN THE BRAKE LIGHT CIRCUIT IS ACTIVATED.		X		
	248	○ LIGHT SHALL BE A CODE 3 MODEL TSXFM3-R RED LED MOUNTED BETWEEN THE DIRECTIONAL ARROW MODULES IN THE REAR BODY (SEE *WARNING LIGHTS SECTION* FOR ADDITIONAL INFORMATION).		X		
LIGHTING: FMVSS/D.O.T (CONTINUED)	249	FRONT TURN SIGNAL LIGHTS SHALL BE CODE 3 LED MODEL 65STBZA WITH ARROW INSERT. TURN SIGNAL LIGHTS TO BE MOUNTED IN INDIVIDUAL CODE 3 CHROME BEZEL/HOUSINGS ON THE FRONT CAB FACE.		X		
	250	FOUR (4) INTERMEDIATE LED RUNNING LIGHT/TURN SIGNALS SHALL BE LOCATED ONE (1) EACH SIDE OF THE VEHICLE BODY (REAR WHEEL-WELL AREA) AND ONE (1) EACH SIDE OF THE CAB (FRONT WHEEL-WELL AREA). TYPE AND EXACT LOCATION TO BE AGREED UPON AT PRECONSTRUCTION MEETING.		X		
	251	HEADLIGHTS SHALL BE LED AND OF A FOUR-LAMP DESIGN MOUNTED IN CHROME BEZELS/HOUSINGS. HEADLIGHTS SHALL BE A FT-4X6-4KIT FIRETECH LIGHT.		X		
	252	○ THE HEADLIGHTS SHALL INCLUDE A FEATURE FOR DAYTIME RUNNING LIGHTS WHICH SHALL AUTOMATICALLY ACTIVATE WHEN THE BATTERY IS ON AND THE PARKING BRAKE IS RELEASED. THE DAYTIME RUNNING LIGHT FEATURE SHALL BE DEACTIVATED WHEN THE HEADLIGHTS ARE TURNED ON OR WHEN THE HEADLIGHT FLASH (WIG-WAG) OPTION IS ACTIVATED.		X		
	253	○ A HEADLIGHT FLASHER (WIG-WAG) SHALL BE PROVIDED.		X		
	254	• HEADLIGHT FLASHER SHALL BE TIED TO THE VEHICLE PARKING BRAKE CIRCUIT AND CANCEL WHEN THE PARKING BRAKE IS ACTIVATED.		X		
	255	• A SWITCH SHALL BE PROVIDED IN THE EMERGENCY SWITCH PANEL THAT ALLOWS THE OPERATOR TO CONTROL THE HEADLIGHT FLASH OPTION (SEE *CAB SWITCH SECTION*)		X		**CODE 3 MATRIX SIREN CONTROLLER PER ADDENDUM**
	256	ALL PERIMETER GROUND LIGHTING (UNDER TRUCK AND STEPS) SHALL BE AMDOR BRAND, MODEL H20 LED AND MANUALLY CONTOLLED BY A SINGLE CAB SWITCH (GROUND LIGHTS). ADDITIONALLY, THE CAB STEP LIGHTS SHALL ALSO BE ACTIVATED BY THE INDIVIDUAL CAB DOOR SWITCHES. THE CAB STEP LIGHTS SHALL BE A MINIMUM OF 12" IN LENGTH. ALL OTHER PERIMETER LIGHTING SHALL BE CONFIGURED AND SIZED TO MEET THE LIGHTING REQUIREMENTS AS DESCRIBED IN NFPA 1901. THE INTENT OF THE GROUND LIGHTING IS TO HAVE IT COMPLETELY LIGHTED AROUND THE VEHICLE WHEN ACTIVATED.		X		
	257	ELECTRIC/DOT: TWO (2) STANDARD ELECTRIC HORNS SHALL BE PROVIDED. HORNS SHALL BE OPERABLE BY THE DRIVER USING THE HORN SELECTION SWITCH AND THE STEERING WHEEL HORN BUTTON.		X		

HORNS	258	AIR: TWO (2) GROVER MODEL #1510 (24.5") AIR HORNS SHALL BE MOUNTED THROUGH THE FRONT BUMPER. EACH HORN SHALL HAVE AN INDIVIDUAL ACTIVATION SOLENOID (PLUMBED DIRECTLY INTO THE HORN BASE) AND BE OPERABLE BY THE DRIVER ONLY USING THE HORN SELECTION SWITCH AND THE STEERING WHEEL HORN BUTTON. HORN ACTIVATION SHALL BE HARD WIRED AND NOT PART OF THE MULTI-PLEX SYSTEM (NO EXCEPTION).		X		
CAB SWITCHES	259	EMERGENCY SWITCH PANEL: THE SWITCH PANEL SHALL BE MOUNTED OVERHEAD WITHIN EASY REACH OF THE DRIVER AND SHALL BE OF SUFFICIENT SIZE TO HOLD ALL SWITCHES LISTED. THE PANEL SHALL BE HINGED, OR COMPLETELY REMOVABLE WITH SUFFICIENT SLACK IN THE WIRING TO ALLOW THE PANEL TO BE OPENED FOR EASY SERVICING. LOCATIONS AND CONFIGURATION OF ALL SWITCHES AND CONTROL MODULES WILL BE FINALIZED DURING THE PRE-CONSTRUCTION OR MID-POINT INSPECTION.		X		**CODE 3 MATRIX SIREN CONTROLLER PER ADDENDUM**
	260	THE FOLLOWING MULTIPLEXED ROCKER SWITCHES SHALL BE PROVIDED (SOFT-TOUCH OR MEMBRANE TYPE SWITCHES WILL NOT BE ACCEPTED). LABELING THAT IS CLEARLY LEGIBLE EITHER IN DAYLIGHT OR AT NIGHT WHEN THE DASH PANEL ILLUMINATION LIGHTS ARE ON SHALL BE PROVIDED.		X		
	261	SWITCH LABELS SHALL BE LASER CUT INTO THE PANEL ABOVE THE SWITCH.		X		
	262	SWITCHES SHALL BE LABELED AS INDICATED BELOW IN **BOLD:**		X		
	263	• **EMERGENCY WARNING**: SHALL ACTIVATE ANY "PRE-SET" EMERGENCY LIGHTING SWITCHES DESCRIBED BELOW.		X		**CODE 3 MATRIX SIREN CONTROLLER PER ADDENDUM**
CAB SWITCHES (CONTINUED)	264	○ SWITCH SHALL BE RED IN COLOR AND HAVE AN INDICATOR LIGHT.		X		
	265	• **PRIMARY WARNING**		X		**CODE 3 MATRIX SIREN CONTROLLER PER ADDENDUM**
	266	○ ACTIVATES ALL NFPA REQUIRED WARNING LIGHTS AND SELECTED SUPPLEMENTAL LIGHTING AS DESCRIBED BELOW.		X		
	267	○ PROVIDES POWER TO BOTH ELECTRIC SIREN CONTROLLER AND THE MECHANICAL SIREN		X		
	268	○ PROVIDES POWER TO THE OPTICOM TRAFFIC PRE-EMPTION EMITTER		X		
	269	○ THIS SWITCH IS TO BE CONTROLLED BY THE "EMERGENCY MASTER" SWITCH		X		
	270	○ SWITCH SHALL BE BLACK IN COLOR AND HAVE AN INDICATOR LIGHT		X		
	271	• **REAR WARNING**		X		**CODE 3 MATRIX SIREN CONTROLLER PER ADDENDUM**
	272	○ ACTIVATES THE SUPPLEMENTAL "UPPER ZONE C" AMBER WARNING LIGHTS INDEPENDENTLY OF THE "PRIMARY WARNING" SWITCH IF SELECTED BY THE OPERATOR.		X		
	273	○ PROVIDES POWER FOR THE NARROWSTICK CONTROLLER INDEPENDENTLY OF THE "PRIMARY WARNING" SWITCH IF SELECTED BY THE OPERATOR.		X		

	274	○ SWITCH SHALL BE BLACK IN COLOR AND HAVE AN INDICATOR LIGHT.		X		
	275	• **WIG-WAG**		X		CODE 3 MATRIX SIREN CONTROLLER PER ADDENDUM
	276	○ ACTIVATES THE HEADLIGHT FLASHER INDEPENDENTLY OF THE "PRIMARY WARNING" SWITCH IF SELECTED BY THE OPERATOR.		X		
	277	○ SWITCH SHALL ALSO CANCEL HEADLIGHT FLASHER WHEN "PRIMARY WARNING" LIGHTS ARE ACTIVATED IF UN-SELECTED BY THE OPERATOR.		X		
	278	○ THIS SWITCH IS TO BE CONTROLLED BY THE "EMERGENCY MASTER" SWITCH		X		
	279	○ SWITCH SHALL BE BLACK IN COLOR AND HAVE AN INDICATOR LIGHT.		X		
CAB SWITCHES (CONTINUED)	280	NON EMERGENCY SWITCH PANEL: THE SWITCH PANEL SHALL BE MOUNTED OVERHEAD WITHIN EASY REACH OF THE DRIVER AND SHALL BE OF SUFFICIENT SIZE TO HOLD ALL SWITCHES LISTED. THE PANEL SHALL BE HINGED, OR COMPLETELY REMOVABLE WITH SUFFICIENT SLACK IN THE WIRING TO ALL THE PANEL TO BE OPENED FOR EASY SERVICING. LOCATIONS AND CONFIGURATION OF ALL SWITCHES AND CONTROL MODULES WILL BE FINALIZED DURING THE PRE-CONSTRUCTION OR MID-POINT INSPECTION.		X		
	281	THE FOLLOWING MULTIPLEXED ROCKER SWITCHES SHALL BE PROVIDED (SOFT-TOUCH OR MEMBRANE TYPE SWITCHES WILL NOT BE ACCEPTED). LABELING THAT IS CLEARLY LEGIBLE EITHER IN DAYLIGHT OR AT NIGHT WHEN THE DASH PANEL ILLUMINATION LIGHTS ARE ON SHALL BE PROVIDED.		X		
	282	SWITCH LABELS SHALL BE LASER CUT INTO THE PANEL ABOVE THE SWITCH.		X		
	283	SWITCHES SHALL BE LABELED AS INDICATED BELOW IN **BOLD**:		X		
	284	• **LEFT FLOOD**: SWITCH TO ACTIVATE DRIVER SIDE FLOOD LIGHTS (FIRETECH).		X		CODE 3 MATRIX SIREN CONTROLLER - OR - SWITCH PANEL. TBD @ PRE-CON
	285	• **RIGHT FLOOD**: SWITCH TO ACTIVATE PASSENGER SIDE FLOOD LIGHT (FIRETECH).		X		CODE 3 MATRIX SIREN CONTROLLER - OR - SWITCH PANEL. TBD @ PRE-CON
	286	• **FRONT FLOOD**: SWITCH TO ACTIVATE FIRETECH BROW LIGHT. THIS LIGHT MAY REQUIRE ADDITIONAL SWITCHES OR ALLOW FOR MULTIPLE FUNCTIONS.		X		CODE 3 MATRIX SIREN CONTROLLER - OR - SWITCH PANEL. TBD @ PRE-CON
	287	• **REAR FLOOD**: SWITCH TO ACTIVATE REAR FLOOD-LIGHTS (WHELEN LED).		X		CODE 3 MATRIX SIREN CONTROLLER - OR - SWITCH PANEL. TBD @ PRE-CON
	288	• **LEFT ALLEY**: SWITCH TO ACTIVATE LEFT SIDE ALLEY LIGHTS ON LIGHT BAR(S)		X		CODE 3 MATRIX SIREN CONTROLLER - OR - SWITCH PANEL. TBD @ PRE-CON
	289	• **RIGHT ALLEY**: SWITCH TO ACTIVATE RIGHT SIDE ALLEY LIGHTS ON LIGHT BAR(S)		X		CODE 3 MATRIX SIREN CONTROLLER - OR - SWITCH PANEL. TBD @ PRE-CON

	290	• **HORN - AIR/ELECTRIC:** SELECTS ELECTRIC HORN OR AIR HORN THROUGH THE STEERING WHEEL HORN BUTTON.		X		
	291	• **GROUND LIGHTS**: SWITCH MANUALLY ACTIVATES THE UNDER VEHICLE PERIMETER LIGHTING.		X		
	292	• ONE (1) SPARE SWITCH (NOT MARKED)		X		
	293	• MIRROR CONTROLS INCLUDING MIRROR HEAT SWITCH.		X		**DRIVER'S VISTA SCREEN**
WARNING LIGHTS	294	EMERGENCY LIGHTING SHALL BE COMPRISED OF ALL CODE 3 COMPONENTS (NO EXCEPTION) CONSISTING OF THE FOLLOWING NFPA COMPLIANT LIGHTING PACKAGE:		X		
	295	• CODE 3 PACKAGE		X		
WARNING LIGHTS (CONTINUED)	296	• UPPER ZONE A:		X		
	297	○ (1) OCFA 2758 MATRIX BAR FOR HEAVY RESCUE CENTER BAR - QTY1 CONFIGURATION #C139320			X	**80" WIDE BAR PROVIDED; SEE DETAILS IN CLARIFICATIONS & EXCEPTIONS**
	298	○ (1) OCFA 2722 MATRIX BAR FOR HEAVY RESCUE DRIVER'S SIDE - QTY 1 CONFIGURATION #C139321 MOUNTED AT A 45° ANGLE			X	**SEE CLARIFICATIONS & EXCEPTIONS**
	299	○ (1) OCFA 2722 MATRIX BAR FOR HEAVY RESCUE OFFICER'S SIDE - QTY 1 CONFIGURATION #C139322 MOUNTED AT A 45° ANGLE			X	**SEE CLARIFICATIONS & EXCEPTIONS**
	300	• LOWER ZONE A:		X		
	301	○ (4) 4612SFR 4X6 RED LED		X		
	302	• MOUNTED IN CHROME DUAL HEADLIGHT BEZELS ABOVE THE HEADLIGHTS		X		
	303	• UPPER ZONE B:		X		
	304	○ (2) 7912SRBZ 7X9 RED LED MOUNTED TO THE UPPER BODY		X		
	305	• LOWER ZONE B:		X		

	306	○ (2) 4612SRBZ 4X6 RED LED MOUNTED IN SIDE OF FRONT BUMPER AND THE OTHER TO THE SIDE REAR OF THE CAB		X		
	307	(1) 3712SRBZ 3X7 RED LED MOUNTED ABOVE THE REAR TIRES		X		
	308	• UPPER ZONE C:		X		
	309	(2) 7912SRBZ 7X9 RED LED		X		
	310	(2) 7912SABZ 7X9 AMBER LED		X		
	311	FINAL SELECTION ON 7X9 OR SMALLER LIGHT TO BE MADE AT PRECONSTRUCTION MEETING DEPENDING ON AVAILABLE SPACE AND AREA AVAILABLE SPACE FOR ALL LIGHTS AND UNIT IDENTIFICATION NEEDS.		X		
	312	• LOWER ZONE C:		X		
	313	○ (2) 4612SRBZ 4X6 RED LED MOUNTED BELOW THE DOT STOP, TAIL, TURN AND REVERSE LIGHTS. SHALL UTILIZE THE 4 LIGHT BEZEL AS STATED IN THE STOP, TAIL, TURNLIGHTS PREVIOUSLY IN THIS SPECIFICATION.		X		
	314	• UPPER ZONE D:		X		
	315	○ (2) 7912SRBZ 7X9 RED LED MOUNTED TO THE UPPER BODY		X		
	316	• LOWER ZONE D:		X		
	317	○ (2) 4612SRBZ 4X6 RED LED MOUNTED IN SIDE OF FRONT BUMPER AND THE OTHER TO THE SIDE REAR OF THE CAB		X		
	318	(1) 3712SRBZ 3X7 RED LED MOUNTED ABOVE THE REAR TIRE		X		
	319	• REAR TRAFFIC DIRECTION LIGHTING:		X		
	320	• (1) NASLTS6SP "NARROWSTIK" AMBER LED (TWO (2) SPLIT MODULES)		X		
WARNING LIGHTS (CONTINUED)	321	• SHALL BE RECESS (FLUSH) MOUNTED INTO THE AREA ABOVE THE REAR COMPARTMENT.		X		

	322	WILL BE CONTROLLED USING THE TRAFFIC ADVISOR CONTROLS ON THE CODE 3 Z3 MATRIX CONTROL HEAD.		X		
	323	• THE 3RD BRAKE LIGHT SHALL BE MOUNTED BETWEEN THE TWO MODULES (SEE *LIGHTING: FMVSS/D.O.T. SECTION* FOR ADDITIONAL INFORMATION)		X		
	324	• THE OPTICOM 794HM LED TRAFFIC PRE-EMPTION EMITTER SHALL BE LOCATED ON THE ROOF, CENTERED ON A MOUNT, RAISED ABOVE THE CENTER LIGHT BAR. THE OPTICOM SHALL BE CONTROLLED BY THE "PRIMARY WARNING" SWITCH AND ALSO BY THE VEHICLE PARKING BRAKE CIRCUIT. RELEASING THE PARKING (MAXI) BRAKE SHALL ENGAGE THE EMITTER CIRCUIT, SETTING THE BRAKE SHALL CANCEL ALL POWER TO THE EMITTER EVEN WHILE ALL OTHER EMERGENCY LIGHTS ARE ACTIVATED. NO INDIVIDUAL CAB SWITCH FOR THE EMITTER CIRCUIT SHALL BE PROVIDED. THE TRAFFIC PRE-EMPTION EMITTER SHALL BE INSTALLED AS OUTLINED IN THE OPTICOM 794HM INSTALLATION INSTRUCTIONS AND SHALL INCLUDE ONE (1) INTERIOR CAB MOUNTED LED GREEN INDICATOR LIGHT AND 1-AMP IN-LINE FUSE. THE LIGHT WILL ILLUMINATE WHEN THE OPTICOM IS ON AND ACTIVE. LED LIGHT SHALL BE MOUNTED IN THE OVERHEAD PANEL NEAR THE MASTER WARNING. THE OPTICOM INSTALLATION SHALL ALSO INCLUDE THE GPS 2100 VEHICLE KIT. FINAL LOCATION TO BE DETERMINED AT PRE-CONSTRUCTION OR MID-POINT MEETING.		X		
	325	ALL LED PERIMETER LIGHT MODULES DESCRIBED ABOVE SHALL BE CONTROLLED BY THE CODE 3 Z3SXP MATRIX SIREN. THE LIGHT HEADS SHALL FLASH AT 75 QUAD FLASHES PER MINUTE EACH LIGHT BEING 180 DEGREES OUT FROM THE PREVIOUS AND NEXT LIGHT. CAN BE CLARIFIED AT PRECONSTRUCTION MEETING IF NECESSARY.		X		
	326	ALL WARNING LIGHTS SHALL BE WIRED UTILIZING A "HOME RUN" TO THE Z3SXP MATRIX SIREN TO ALLOW FULL FUNCTIONALITY AND CONTROL OF THE SYSTEM BY OCFA. A SYNC WIRE IS NOT NECESSARY TO HOME RUN.		X		
	327	• NO EXCEPTION (TO ALL OF THE ABOVE WARNING LIGHT REQUIREMENTS)		X		
	328	ONE (1) CODE 3 Z3SXP MATRIX SIREN SHALL BE INSTALLED AS FOLLOWS:		X		
	329	• SIREN SHALL BE CONNECTED TO (2) CODE 3 FM100C CHROME 100 WATT SPEAKER MOUNTED IN THE FRONT BUMPER. EXACT LOCATION TO BE DETERMINED AT PRECONSTRUCTION MEETING.		X		
	330	• FUNCTION LABELED, FLOOR MOUNTED ACTIVATION SWITCH SHALL BE PROVIDED FOR THE DRIVER POSITION AND CONNECTED ACCORDING TO CODE 3 INSTALLATION INSTRUCTIONS.		X		
	331	○ FLOOR MOUNTED SWITCH SHALL BE LINE MASTER MODEL 632-DA		X		
	332	• CONTROL HEAD TO RECEIVE POWER <u>ONLY</u> WHEN "PRIMARY WARNING" SWITCH IS ACTIVATED.		X		
	333	• CONTROL HEAD TO BE BACKLIT WHEN TAIL/HEADLIGHTS ARE ACTIVATED.		X		
SIRENS	334	• CONTROL HEAD SHALL BE DASH MOUNTED, FACING THE DRIVER'S POSITION AND BE WITHIN EASY REACH OF THE DRIVER.		X		
	335	ONE (1) FEDERAL Q-SIREN, MODEL #Q2B-012NNSD MECHANICAL SIREN TO BE INSTALLED AS FOLLOWS.		X		

	336	• SIREN SHALL BE MOUNTED SEMI-RECESSED INTO THE FRONT BUMPER ON THE DRIVER'S SIDE IN A LOCATION TO BE APPROVED AT THE PRE-CONSTRUCTION MEETING.		X		
	337	• FUNCTION LABELED, FLOOR MOUNTED ACTIVATION SWITCH SHALL BE PROVIDED FOR THE DRIVER POSITION.		X		
	338	○ FLOOR MOUNTED SWITCH SHALL BE LINE MASTER 632-DA.		X		
	339	• SIREN SHALL RECEIVE POWER ONLY WHEN "PRIMARY WARNING" SWITCH IS ACTIVATED.		X		
	340	• A SIREN BRAKE "DEADMAN" STYLE SWITCH SHALL BE INSTALLED IN THE LOWER DASH PANEL WITHIN EASY REACH OF THE DRIVER. LOCATION TO BE DETERMINED AT PRE-CONSTRUCTION MEETING.		X		
AUXILIARY LIGHTING	341	REAR FLOOD; TWO (2) FIRETECH GUARDIAN ELITE POLE MOUNT FIXTURE 90-277V WITH SWITCH SHALL BE PROVIDED. MODEL FT-SL-GESM-11-SW-*. THESE LIGHTS SHALL INCLUDE A TRIPOD AND MOUNTED IN A MANNER AS TO BE EASILY REMOVABLE FOR DEPLOYMENT ONCE ON SCENE.		X		
	342	TWO (2) FIRETECH GUARDIAN ELITE SUFACE MOUNT SCENE LIGHTS. MODEL FT-GESM.		X		
	343	• LIGHTS SHALL BE INSTALLED ON THE UPPER LEFT AND RIGHT REAR FACE OF THE APPARATUS BODY.		X		
	344	• LOCATION OF THE REAR FLOOD LIGHTS SHALL NOT INTERFERE WITH (BLOCK) ANY WARNING LIGHTS AND BE MOUNTED JUST BELOW THE OTHER UPPER ZONE C WARNING LIGHTS.		X		
AUXILIARY LIGHTING (CONTINUED)	345	• LIGHTS SHALL BE CONTROLLED BY ONE (1) SWITCH LOCATED IN THE CAB (REAR FLOOD).		X		
	346	• IN ADDITION TO THE CAB MOUNTED SWITCH, THE REAR FLOOD LIGHTS SHALL ALSO BE CONNECTED TO THE VEHICLE TRANSMISSION REVERSE CIRCUIT AND ACTIVATE DURING BACKING OPERATIONS.		X		
	347	FRONT FLOOD; ONE (1) FIRETECH FT-B-72-ML-W 12-VOLT LED BROW LIGHT WITH INTEGRATED ID AND CLEARANCE LIGHTS SHALL BE INSTALLED ON THE FRONT BROW OF THE CAB. HOUSING FOR THE BROW LIGHT SHALL BE PAINTED JOB COLOR WHITE TO MATCH THE CAB.		X		
	348	BROW LIGHT SHALL BE CONTROLLED BY THE FRONT FLOOD LIGHT SWITCH. SWITCH NEEDS TO BE A MOMENTARY STYLE SWITCH TO ALLOW THE SWITCH TO OPERATE AS FOLLOWS: DEPRESS ONCE TURNS ON THE SPOT FUNCTION, DEPRESS THE SWITCH A SECOND TIME TURNS ON THE SCENE FUNCTION, DEPRESS THE SWITCH A THIRD TIME THE FLOOD FUNCTION TURNS ON, AND DEPRESS THE SWITCH A FOURTH TIME TO TURN THE BROW LIGHT COMPLETELY OFF.		X		
	349	SIDE FLOOD; SIX (6) FIRETECH GUARDIAN ELITE SUFACE MOUNT SCENE LIGHTS SHALL BE MOUNTED ABOVE THE COMPARTMENTS ON THE BODY THREE (3) LIGHTS PER SIDE. ONE LIGHT SHALL BE MOUNTED TO THE REAR, ONE TO THE FRONT AND ONE IN THE CENTER IN ORDER TO ACHIEVE AN EVEN AMOUNT OF LIGHT. MODEL FT-GESM.		X		
	350	TWO (2) FIRETECH GUARDIAN ELITE SUFACE MOUNT SCENE LIGHTS SHALL BE MOUNTED IN BETWEEN THE FRONT AND REAR CAB DOORS; ONE ON EACH SIDE IN A LOCATION TO BE DETERMINED AT THE PRECONSTRUCTION MEETING.		X		
	351	• EACH LIGHT SHALL BE CONTROLLED BY INDIVIDUAL CAB SWITCHES (LEFT FLOOD AND RIGHT FLOOD) AND HAVE NO CONTROL SWITCHES ON THE LIGHTHEADS.		X		

CAB CONFIGURATION - GENERAL	352	THE APPARATUS SHALL BE A TILT-CAB FORWARD DESIGN, RAISED ROOF, FOUR (4) DOOR, FIVE (5) PERSON FULLY ENCLOSED CAB THAT MEETS THE REQUIREMENTS FOR BOTH FRONTAL AND ROOF STRENGTH EVALUATION AS SET FORTH IN NFPA 1901.		X		
	353	THE CAB SHALL HAVE A RAISED ROOF ABOVE THE REAR SEATING AREA.		X		
	354	THE REAR SEATING AREA SHALL PROVIDE NO LESS THAN 40" OF UNOBSTRUCTED SPACE FROM THE INSIDE OF THE REAR CAB WALL FORWARD TO THE ENGINE COVER WHICHEVER IS LESS (NO EXCEPTION).		X		
	355	THE REAR SEAT BASE SHALL INCLUDE THE FOLLOWING:		X		
	356	A COMPARTMENT UNDERNEATH THE BASE THAT HAS AT LEAST 18" OF VERTICAL HEIGHT AND 18" OF DEPTH.			X	12" H x 20" D; SEE CLARIFICATIONS
	357	THE COMPARTMENT SHALL HAVE A HINGED FOLD DOWN TREADPLATE DOOR MOUNTED TO THE FRONT OF THE BASE THAT IS SECURED BY TWO (2) FLUSH MOUNTED METAL THUMB LATCHES.		X		
	358	THE COMPARTMENT DOOR SHALL BE AT LEAST THREE AND ONE-HALF FEET (3.5') WIDE TO ALLOW EASY ACCESS TO THE TWO BATTERY CHARGERS MOUNTED INSIDE.			X	7.5" H x 28" W; SEE CLARIFICATIONS
	359	THE COMPARTMENT WILL HAVE AT LEAST TWO (2) VENTS ALLOWING HOT AIR GENERATED BY THE BATTERY CHARGERS TO ESCAPE THE COMPARTMENT.		X		
	360	THE MINIMUM INTERIOR WIDTH BETWEEN THE CAB DOORS SHALL BE NO LESS THAN 90 INCHES.		X		
	361	WITH THE DRIVER'S SEAT IN THE LOWER MOST POSITION, THE DISTANCE FROM THE TOP OF THE CUSHION TO THE HEADLINER SHALL NOT BE LESS THAN 40 INCHES.		X		
	362	WITH THE DRIVER'S SEAT IN THE REAR MOST POSITION, THE DISTANCE FROM THE FRONT OF THE SEAT BACK AND THE REAR MOST EDGE OF THE STEERING WHEEL SHALL NOT BE LESS THAN 19 INCHES.		X		
	363	THE STEERING POST FROM FLOOR TO HORN SHALL NOT BE LESS THAN 31 INCHES. THE STEERING WHEEL WILL BE POSITIONED IN LINE WITH THE CENTER OF THE DRIVER'S SEAT, AND SHALL BE A TILT/TELESCOPIC TYPE.		X		
	364	ALL SURFACES OF THE CAB INCLUDING THE ROOF AND ENGINE COWLING SHALL BE INSULATED WITH HEAT AND SOUND ABSORBING INSULATION TO REDUCE INTERIOR NOISE LEVELS TO 85 DECIBELS OR LESS UNDER ANY LOAD OR OPERATING CONDITION. FIBERGLASS INSULATION WILL NOT BE ACCEPTED.		X		
	365	ALL CAB FLOORS SHALL BE COVERED WITH AN ALUMINUM DIAMOND PLATE COVERING.		X		
	366	● IN ADDITION TO THE STANDARD INTERIOR CAB INSULATION PROVIDED, THE FOLLOWING DYNA-MAT, OR OCFA APPROVED EQUIVALENT, INSULATION PRODUCTS ARE TO BE INSTALLED:			X	STANDARD ROSENBAUER INSULATION PACKAGE PROVIDED
	367	● CAB FLOOR; DYNA-MAT EXTREME IS TO BE INSTALLED UNDER THE STANDARD CAB FLOORING MATERIAL.			X	STANDARD ROSENBAUER INSULATION PACKAGE PROVIDED

CAB CONFIGURATION - GENERAL (CONTINUED)	368	● CAB ENGINE ENCLOSURE (DOG-HOUSE); DYNA-MAT EXTREME AND DYNA-LINER OVERLAY ARE TO BE INSTALLED UNDER THE STANDARD ENGINE ENCLOSURE COVERING.			X	STANDARD ROSENBAUER INSULATION PACKAGE PROVIDED
	369	● A METAL OVERLAY SHALL BE USED TO PROTECT THE INSULATION.			X	
	370	● THE THICKEST POSSIBLE DYNA-MAT EXTREME MATERIAL (1/8", 1/4", OR 1/2") SHALL BE UTILIZED IN THE ABOVE LISTED AREAS.			X	
	371	INTERIOR VINYL SURFACES SHALL BE COVERED IN A HEAVY-DUTY GRADE, DARK GRAY/CHARCOAL COLOR VINYL.		X		
	372	THE INTERIOR REAR WALL SHALL BE FINISHED WITH A BRUSHED STAINLESS STEEL PANEL.		X		
	373	INTERIOR PAINTED SURFACES SHALL BE DARK GRAY/CHARCOAL IN COLOR.		X		
	374	ALL CAB DOORS SHALL BE SHORT (BARRIER) STYLE WITH EXPOSED CAB ENTRY STEPS. THE CAB FLOOR SHALL BE CUT AWAY TO PROVIDE MAXIMUM ACCESS TO THE OUTSIDE STEP. IF NECESSARY, THERE SHALL BE AN EXTENSION ATTACHED TO THE DOOR TO PROVIDE A GOOD SEAL BETWEEN THE CAB FLOOR AND THE DOOR'S EDGE. DOOR SHALL HAVE CLEAR PROTECTION ADDED ON THE EDGE TO PREVENT CHIPPING.		X		
	375	ALL CAB DOORS SHALL BE LOCKABLE WITH KEY #CH751 (NO EXCEPTION).		X		
	376	ALL CAB DOORS SHALL BE AUTOMATICALLY LOCKABLE AND UNLOCKABLE FROM THE INTERIOR OF THE CAB. TWO (2) SWITCHES SHALL BE PROVIDED WITHIN REACH OF THE DRIVER AND OFFICER. LOCATIONS TO BE DETERMINED DURING PRE-CONSTRUCTION MEETING. THE SWITCHES SHALL LOCK AND UNLOCK ALL FOUR CAB DOORS SIMULATENOUSLY.THE INTERIOR DOOR HANDLE SHALL BE ABLE TO UNLOCK THE DOOR WHEN PULLED TO OPEN.		X		
	377	ALL CAB DOORS SHALL BE AUTOMATICALLY LOCKABLE AND UNLOCKABLE FROM THE EXTERIOR OF THE CAB. THERE SHALL BE A NUMBER KEYPAD TO ALLOW KEYLESS ENTRY TO THE CAB. THERE SHALL BE TWO KEYPADS; ONE LOCATED ON THE OFFICER'S SIDE OF THE CAB ADJACENT TO THE DOOR, AND ONE ON THE DRIVER'S SIDE OF THE CAB ADJACENT TO THE DOOR. KEYPADS SHALL BE PROGRAMMED WITH CODE "1-2-5-0"		X		
	378	CAB DOOR OPENINGS SHALL BE DESIGNED WITH MAXIMUM CLEARANCE FOR FIREFIGHTER INGRESS AND EGRESS BETWEEN SEATS AND DOOR OPENING. ALL CAB DOORS SHALL OPEN TO A FULL 90 DEGREES. CAB DOORS SHALL BE DESIGNED TO PREVENT DOOR OR CAB DAMAGE DUE TO DOOR OVERSWING CAUSED BY WIND, OPENING ON A DOWNGRADE OR HEAVY USE.		X		
	379	CAB DOOR INTERIOR SURFACES SHALL BE COVERED IN BRUSHED STAINLESS STEEL. A 6" REFLECTIVE STRIPE SHALL BE PROVIDED ON THE INTERIOR OF EACH CAB DOOR. STRIPING SHALL BE ALTERNATING RED AND FLUORESCENT YELLOW IN A CHEVRON DESIGN THAT MATCHES THE REAR BODY FACE. MATERIAL TO BE ORA-LITE V98.		X		
	380	CAB SHALL HAVE GRAB HANDLES MOUNTED ON THE CAB DOORS AND INTERIOR BODY TO ASSIST PERSONNEL WITH GETTING INTO AND OUT OF CAB.		X		
	381	EACH CAB DOOR SHALL HAVE A WINDOW SWITCH FOR OPERATING THE INDIVIDUAL WINDOW. EXACT LOCATION ON DOOR TO BE DECIDED AT PRECONSTRUCTION MEETING.		X		
	382	CAB DOORS SHALL HAVE ACCESS PANELS ALLOW INTERIOR ACCESS TO THE DOOR WITHOUT REMOVING THE ENTIRE DOOR PANEL TO SERVICE THE DOOR LATCH MECHANISM.			X	SINGLE-PIECE DESIGN

CAB CONFIGURATION - GENERAL (CONTINUED)	383	FOUR (4) CODE 3 XTP4RR RED LIGHTS SHALL BE PROVIDED AND MOUNTED ON THE INSIDE OF THE CAB DOORS - EACH LIGHT SHALL BE:		X		
	384	● MOUNTED AT THE LOWER, OUTSIDE CORNER OF EACH INTERIOR CAB DOOR PANEL		X		
	385	● SET ON A RAPID FLASH PATTERN		X		
	386	● ACTIVATE ONLY WHEN THAT INDIVIDUAL DOOR IS OPENED		X		
	387	● A MOMENTARY SWITCH TO DEACTIVATE THE LIGHTS DURING MAINTENANCE AND REPAIRS NEEDS TO BE PROVIDED AND INSTALLED BEHIND THE DASH GAUGE REMOVABLE PANEL.		X		
	388	ONCE THE BATTERY SWITCH IS CYCLED OFF AND ON, THE DOOR PANEL LIGHT DISABLE WILL DEFAULT BACK TO FLASHING LIGHTS.		X		
	389	ONE (1) GRAB BAR SHALL BE INSTALLED ON THE INSIDE OF THE FRONT AND REAR CREW CAB, ADJACENT TO EACH DOORPOST. FINAL LOCATION TO BE DETERMINED DURING PRE-CONSTRUCTION.		X		
	390	ALL FORWARD AND SIDE AREAS OF THE CAB SHALL BE GLASSED WITH TINTED HEAT REDUCTION FILM SAFETY GLASS. WINDOW GLASS IN ALL CAB DOORS TO BE SINGLE PIECE AND OPERATE THE FULL HEIGHT OF THE WINDOW OPENING.		X		
	391	ALL CAB DOOR WINDOWS SHALL BE ELECTRICALLY CONTROLLED. EACH DOOR (SEATING POSITION) SHALL HAVE A CONTROL SWITCH FOR THAT INDIVIDUAL WINDOW. ADDITIONALLY, THERE SHALL BE SWITCHES TO OPERATE ALL DOOR WINDOWS WITHIN EASY REACH OF THE DRIVER.		X		
	392	● WINDOW CONTROL SWITCH LOCATIONS TO BE DETERMINED AT PRE-CONSTRUCTION MEETING.		X		
CAB CONFIGURATION - GENERAL (CONTINUED)	393	THERE SHALL BE NO WINDOWS ON THE REAR CAB FACE OR BETWEEN THE FRONT AND REAR CAB DOORS.		X		
	394	THE WINDSHIELD WIPERS SHALL BE ELECTRICALLY DRIVEN AND HAVE LOW, HIGH AND AN ADJUSTABLE INTERMITTENT SETTING.		X		
	395	FULL WIDTH, PADDED SUN VISORS SHALL BE PROVIDED.		X		
	396	THE CAB ROOF WILL HAVE A CUT-OUT IN THE DIAMOND PLATE FOR THE APPARATUS IDENTIFICATION NUMBER. THE CUT-OUT AREA WILL BE 24” HIGH X 48” WIDE AREA. THE CUT-OUT SHALL BE SET BACK 4” FROM THE FORWARD EDGE OF THE CAB ON THE RAISED PORTION AND CENTERED ON THE ROOF. PICTURE OF EXPECTATION CAN BE PROVIDED BY OCFA. THE EXPOSED ROOF SHALL BE FINISHED AND PAINTED JOB COLOR WHITE TO MATCH THE REST OF THE CAB.		X		
	397	THE VEHICLE SHALL BE CAPABLE OF SEATING FIVE (5) PERSONS AS DESCRIBED BELOW:		X		
	398	● DRIVER AND OFFICER SEATS SHALL BE VALOR SEATING MAGNUS G2A SERIES WITH A R SEAT BACK.		X		

SEATING	399	○ HIGH-BACK SEATBACK		X		
	400	○ ADJUSTABLE SEATBACK ANGLE FEATURE		X		
	401	○ AIR SUSPENSION WITH MANUAL AIR CONTROLS		X		
	402	● IN-LINE 1/4 TURN SHUT-OFF VALVES SHALL BE PROVIDED TO ISOLATE AIR TO EACH FRONT SEAT - VALVES SHALL BE LOCATED TO THE OUTBOARD OF THE SEATS SO THEY ARE EASILY ACCESSIBLE.		X		
	403	SHUT OFF VALVES SHALL HAVE A SMALL LABEL ADJACENT TO THEM AND BE LABELED "AIR SEAT SUPPLY EMERGENCY SHUT-OFF" ON A RED BACKGROUND WITH WHITE FONT.		X		
	404	● ABTS (ALL BELTS TO SEATS)		X		
	405	● SEATS WILL BE UPHOLSTERED IN BLACK CORDURA WITH BLACK STITCHING.		X		
	406	● REAR CAB SEATING SHALL BE FOR THREE (3) SEATS MOUNTED ACROSS THE REAR CAB WALL AND SHALL BE VALOR SEATING CREW SEAT NON-SCBA - 18" R BACK FLIP SEAT CUSHION SEATS.		X		
	407	○ THE THREE (3) SEATS WILL HAVE HIGH-BACK SEATBACK		X		
	408	○ THE TWO OUTBOARD SEATS SHALL BE MOUNTED AS FAR OUTBOARD AS POSSIBLE (APPROXIMATELY 8" FROM CAB SIDE WALL OR DOOR)		X		
SEATING (CONTINUED)	409	○ SEAT BACKS TO HAVE RECLINE CAPABILITY		X		
	410	○ SEATS SHALL HAVE A FULL-SIZE FLIP-DOWN CUSHION		X		
	411	● ALL SEATS SHALL BE COVERED IN CORDURA MATERIAL, BLACK IN COLOR WITH BLACK STITCHING		X		
	412	● ALL SEAT SHALL HAVE READY REACH SEAT BELT EXTENDERS OPTION INSTALLED.		X		
	413	● ALL SEATBELTS SHALL BE RED IN COLOR AND MEET NFPA LENGTH GUIDELINES.		X		
	414	● SEATS SHALL NOT HAVE ANY INDIVIDUAL BUILDER LOGOS STITCHED INTO THE FABRIC. (NO EXCEPTION)		X		

	415	A SEATBELT STATUS WARNING SYSTEM FOR EACH SEATING POSITION THAT MEETS CURRENT NFPA REQUIREMENTS SHALL BE PROVIDED.		X		
	416	● THE SYSTEM SHALL BE VISIBLE AND AUDIBLE TO BOTH THE DRIVER AND OFFICER AND SHALL BE CONNECTED TO THE VEHICLE DATA RECORDER (VDR) SYSTEM.		X		
	417	● THE INTERIOR REAR WALL OF THE CAB WILL BE FINISHED WITH A BRUSHED STAINLESS STEEL PANEL.		X		
	418	● THE SYSTEM'S AUDIBLE WARNING SHALL ACTIVATE ONLY WHEN THE PARK BRAKE IS RELEASED IF ANY SEAT IS OCCUPIED AND THE CORRESPONDING SEATBELT IS NOT FASTENED.		X		
INSTRUMENT PANEL AND DASH CONTROLS	419	UNLESS OTHERWISE SPECIFIED, ALL GAUGES SHALL BE VDO OR STEWART WARNER BRAND OR OCFA APPROVED EQUAL. GAUGES SHALL HAVE NO BUILDER "LOGOS" ON THE GAUGE FACE (NO EXCEPTION). GAUGES SHALL BE IDENTIFIED AS TO THEIR FUNCTION AND BE OF THE SAME BRAND AND STYLE.		X		
	420	IF A "DIGITAL DASH" OPTION IS AVAILABLE PROVIDE OPTION		X		**DIGITAL INSTRUMENT CLUSTER PROVIDED AS NON-OPTION PER ADDENDUM**
	421	THE FOLLOWING GAUGES SHALL BE PROVIDED:		X		
	422	● SPEEDOMETER WITH ODOMETER		X		
	423	● TACHOMETER		X		
	424	● ENGINE OIL PRESSURE GAUGE IN POUNDS PER SQUARE INCH (PSI) WITH WARNING LAMP/ICON AND BUZZER		X		
	425	● ENGINE COOLANT TEMPERATURE GAUGE IN DEGREES OF FAHRENHEIT WITH WARNING LAMP/ICON AND BUZZER		X		
	426	● TRANSMISSION OIL TEMPERATURE GAUGE IN DEGREES OF FAHRENHEIT WITH WARNING LAMP/ICON AND BUZZER		X		
	427	● VOLTMETER; DIGITAL (SEE *SPECIAL ELECTRICAL REQUIREMENTS SECTION*)		X		
	428	● FUEL LEVEL GAUGE IN 1/4 FRACTIONS OF A TANK		X		
	429	● LOW FUEL WARNING LAMP/ICON AND BUZZER (TO ACTIVATE AT 1/4 TANK OR BELOW)		X		
	430	● DIESEL EXHAUST FLUID (DEF) TANK LEVEL GAUGE IN 1/4 FRACTIONS OF A TANK		X		

INSTRUMENT PANEL AND DASH CONTROLS (CONTINUED)	431	● LOW DIESEL EXHAUST FLUID TANK LEVEL LAMP/ICON		X		
	432	● PRIMARY AIR TANK GAUGE, MECHANICALLY PLUMBED, IN PSI WITH WARNING LAMP/ICON AND BUZZER		X		
	433	● SECONDARY AIR TANK GAUGE, MECHANICALLY PLUMBED, IN PSI WITH WARNING LAMP/ICON AND BUZZER		X		
	434	● ENGINE AND TRANSMISSION WARNING LAMP/ICON/MIL		X		
	435	● ENGINE AND TRANSMISSION DIAGNOSTIC SWITCHES		X		
	436	● ABS (ANTI-LOCK BRAKE SYSTEM) DIAGNOSTIC SWITCH		X		
	437	● DIESEL PARTICULATE FILTER (DPF) REGENERATION LAMP/ICON		X		
	438	● HIGH EXHAUST SYSTEM TEMPERATURE (HEST) LAMP/ICON		X		
	439	● ENGINE HIGH IDLE SWITCH		X		
	440	● ENGINE BRAKE SWITCHES (ON/OFF AND HIGH/MED/LOW)		X		
	441	● FUEL SYSTEM RE-PRIME SWITCH			X	NOT REQUIRED
	442	● MASTER BATTERY SWITCH (RED ROCKER SWITCH)		X		
	443	● ENGINE IGNITION - OFF/ON ROCKER SWITCH		X		
	444	● ENGINE START - MOMENTARY ROCKER SWITCH		X		
	445	● PARKING BRAKE CONTROL VALVE (PUSH/PULL)		X		
	446	● HEADLIGHT/PARKING LIGHT SWITCH (THREE (3) POSITIONAL)		X		

INSTRUMENT PANEL AND DASH CONTROLS (CONTINUED)	447	● DASH LIGHT DIMMER CONTROL		X		
	448	● TURN SIGNAL CONTROL (HIGH-BEAM HEADLIGHT CONTROL INCLUDED IN SIGNAL ARM BY PULLING ARM TOWARDS DRIVER)		X		
	449	● HAZARD LIGHT (4-WAY) SWITCH		X		
	450	● TRANSMISSION SHIFT CONTROL (PUSH BUTTON)		X		
	451	● POWER MIRROR ADJUSTMENT CONTROLS AND MIRROR HEAT SWITCHES		X		DRIVER VISTA SCREEN
	452	● SKF LUBE SYSTEM INDICATOR LIGHT		X		
	453	● SEATBELT STATUS DISPLAY		X		DRIVER & OFFICER VISTA SCREENS
	454	IN ADDITION, ANY OTHER SWITCHES, CONTROLS, GAUGES, INSTRUMENTS, ETC. NECESSARY FOR THE PROPER OPERATION OF THE APPARATUS OR AS INDICATED ELSEWHERE IN THESE SPECIFICATIONS, SHALL BE PROVIDED. APPROVED IDENTIFICATION PLATES THAT ARE ILLUMINATED WITH HEAD/PARKING LIGHTS SHALL BE INSTALLED ON ALL SWITCHES AND CONTROLS. FINAL DESIGN AND LAYOUT SHALL BE APPROVED BY OCFA.		X		
	455	ALL ENGINE MANAGEMENT GAUGES AND SWITCHES SHALL BE MOUNTED IN FRONT OF THE DRIVER. ALL GAUGES AND SWITCHES SHALL BE ILLUMINATED AND VISIBLE AT A GLANCE. ALL GAUGES SHALL BE INSTALLED IN THE DASH PANEL. NO UNDER DASH INSTALLATIONS WILL BE ACCEPTED.		X		
	456	INSTRUMENT/DASH PANEL(S) SHALL BE HINGED OR PROVIDED WITH A SIMILAR SWING OUT/DOWN DESIGN TO GAIN QUICK ACCESS TO ALL DASH LIGHTS, GAUGES, CIRCUIT BREAKERS AND WIRING. HINGED PANELS SHALL BE SECURED USING ¼ TURN HARDWARE. DASH AND SWITCH PANEL AREA SHALL BE OF A NON-REFLECTIVE DESIGN AND BE FABRICATED FROM METAL. (NO EXCEPTION)		X		
	457	COMPLETE INSTRUMENT ILLUMINATION LIGHTING SHALL BE DESIGNED TO MINIMIZE REFLECTED NIGHT GLARE.		X		
	458	ENGINE AND TRANSMISSION DIAGNOSTIC SWITCHES AND “READER” PLUG SHALL BE EASILY ACCESSIBLE AND LOCATED FORWARD OF THE DRIVER ON THE UNDERSIDE OF THE INSTRUMENT PANEL/DASH.		X		
INSTRUMENT PANEL AND DASH CONTROLS (CONTINUED)	459	THE BRAKE PEDAL SHALL BE DESIGNED WITH A FLOOR MOUNTED TREADLE VALVE. THE ACCELERATOR AND BRAKE FOOT PEDAL ANGLES SHALL BE SUCH THAT THE OPERATOR'S FOOT AND ANKLE ARE NOT IN HYPEREXTENSION OR HYPER-FLEXION DURING THE FULL RANGE OF OPERATION.			X	SUSPENDED BRAKE & ACCELERATOR PEDALS
	460	FOUR (4) INTERIOR CAB DOME LIGHTS SHALL BE PROVIDED, ONE (1) AT EACH SEATING POSITION (EXCLUDING REAR CENTER SEAT).		X		
	461	• LIGHTS SHALL BE AKRON/WELDON MODEL #8080-8000-13 LED, DUAL DOME LIGHT, RED/CLEAR AND OPERATE AS FOLLOWS WHEN THE BATTERY MASTER SWITCH IS ON:		X		
	462	• THE INTERIOR LIGHTS SHALL DEFAULT TO THE CLEAR LIGHT CONTROLLED BY THE DOOR SWITCH. THE CLEAR LIGHT SHALL ALSO BE MANUALLY ACTIVATED WITH THE LENS SWITCH.		X		

CAB LIGHTING - INTERIOR	463	THE RED LIGHT WILL BE CONTROLLED WITH THE LENS SWITCH.		X		
	464	• ADDITIONALLY, THE CAB DOOR SWITCHES SHALL ALSO ACTIVATE THE FOLLOWING:		X		
	465	○ CAB FLOOR OR STEP LIGHTS FOR THAT DOOR/SEAT AREA ONLY		X		
	466	○ UNDER TRUCK PERIMETER LIGHTING FOR THAT DOOR/SEAT AREA ONLY		X		
	467	○ FLASHING RED WARNING LIGHT MOUNTED ON INSIDE OF CAB DOOR FOR THAT DOOR ONLY		X		
	468	ONE (1) SUNNEX LS-941-00 LED MAP-LIGHT SHALL BE PROVIDED AND MOUNTED FROM THE CAB CEILING OVER THE OFFICER'S LEFT SHOULDER. FINAL LOCATION TO BE DETERMINED DURING MID-POINT INSPECTION.		X		
	469	TWO (2) STREAMLIGHT FIRE-BOX E-SPOT LED FLASHLIGHTS SHALL BE PROVIDED.		X		
	470	• EACH LIGHT SHALL BE ORANGE IN COLOR WITH THE SHOULDER STRAP AND A 12-VOLT VEHICLE MOUNT/CHARGE SYSTEM.		X		
	471	• CHARGERS SHALL BE DIRECT WIRED TO THE VEHICLE ELECTRICAL SYSTEM AND RECEIVE CONSTANT POWER, REGARDLESS OF CHASSIS BATTERY DISCONNECT SWITCH POSITION.		X		
CAB - MISCELLANEOUS	472	A "DO NOT MOVE VEHICLE" WARNING LIGHT AND AUDIBLE ALARM THAT IS VISIBLE/AUDIBLE TO BOTH THE DRIVER AND OFFICER THAT ACTIVATE WITH THE RELEASE OF THE PARKING BRAKE SHALL BE PROVIDED.		X		
	473	• THE WARNING LIGHT FOR THIS SYSTEM SHALL BE A FLOYD-BELL TWIN TURBO SERIES MODEL TLHWV88R930QF CEILING MOUNTED IN CLEAR VIEW OF BOTH THE DRIVER AND OFFICER.		X		
	474	• THIS LIGHT AND AUDIBLE WARNING SHALL BE IN ADDITION TO ANY INFORMATION PROVIDED BY THE VEHICLE MULTI-PLEX SYSTEM AND THE SEATBELT STATUS SYSTEM.		X		
	475	THE APPARATUS SHALL BE EQUIPPED WITH A VEHICLE DATA RECORDER (VDR) SYSTEM AS DESCRIBED IN THE CURRENT NFPA 1901 STANDARD.		X		
	476	• A VDR SHALL BE PROVIDED AND SHALL RECORD THE FOLLOWING CONDITIONS (IN THE ORDER SHOWN) AT LEAST ONCE EVERY SECOND:		X		
	477	• VEHICLE SPEED		X		
	478	• ACCELERATION		X		

CAB - MISCELLANEOUS (CONTINUED)	479	• DECELERATION		X		
	480	• ENGINE SPEED		X		
	481	• ENGINE THROTTLE POSITION		X		
	482	• ANTI-LOCK BRAKING SYSTEM EVENT		X		
	483	• SEAT OCCUPIED STATUS		X		
	484	• SEAT BELT STATUS		X		
	485	• MASTER OPTICAL WARNING DEVICE SWITCH STATUS		X		
	486	• TIME (24-HOUR CLOCK)		X		
	487	• DATE (YEAR, MONTH, DAY)		X		
	488	ANY SOFTWARE OR CABLES REQUIRED TO RETRIEVE THE INFORMATION FROM THE VEHICLE DATA RECORDER SHALL BE INCLUDED.		X		
	489	CAB WHEEL HOUSINGS AND FENDERS SHALL BE DESIGNED TO KEEP MUD AND DUST OFF THE TRUCK AND SHALL CONFORM TO THE GENERAL LINES OF THE APPARATUS. ADDITIONALLY, FENDERS SHALL BE WELL BRACED, FIRMLY SECURED, AND PROVIDE ADEQUATE CLEARANCE FOR TIRES. CAB WHEEL-WELL HOUSINGS SHALL BE FABRICATED FROM METAL AND ALL FENDERS SHALL BE POLISHED STAINLESS STEEL OR ALUMINUM.		X		
	490	BOTH FRONT AND REAR BLACK RUBBER MUD FLAPS (WITH NO LOGOS) SHALL BE PROVIDED.		X		
	491	A FOLD DOWN FOOT REST SHALL BE PROVIDED ON THE FIREWALL ELECTRICAL ACCESS PANEL, IN FRONT OF THE OFFICER'S SEATING POSITION. THE FOOT REST SHALL BE DESIGNED WITH A 14" WIDE X 3" DEEP FOOT REST PLATE.		X		
	492	MIRRORS SHALL BE DOOR MOUNTED REMOTE CONTROLLED LANG-MEKRA SERIES 300 AERO STYLE.		X		
	493	• THE FOLLOWING SHALL BE PROVIDED:		X		
	494	○ AN LED TURN INDICATOR WITHIN THE GLASS		X		

CAB - MISCELLANEOUS (CONTINUED)	495	○ AN LED CLEARANCE MARKER LIGHT ON THE MIRROR BODY		X		
	496	○ HEATED GLASS		X		
	497	○ CONTROLS FOR MIRRORS SHALL BE LOCATED WITHIN EASY REACH OF THE SEATED AND BELTED DRIVER		X		
	498	A HEAVY DUTY, POLISHED STAINLESS STEEL BUMPER SHALL BE PROVIDED ON THE FRONT OF THE CHASSIS. BUMPER EXTENSION NOT TO EXCEED 20".		X		
	499	• A BUMPER EXTENSION SHALL BE INCLUDED TO PROVIDE SUFFICIENT SPACE FOR THE FRONT TOW EYES TO BE MOUNTED THROUGH THE TOP OF THE BUMPER EXTENSION.		X		
	500	• THE BUMPER MOUNTING BRACKETS SHALL BE ATTACHED TO THE FRAME.		X		
	501	• MANUFACTURER SHALL PROVIDE A MINIMUM OF 20" OF CLEAR AREA IN THE CENTER OF THE FRONT BUMPER FOR THE INSTALLATION OF UNIT IDENTIFICATION NUMBERS AFTER DELIVERY.		X		
	502	• FRONT BUMPER SHALL ALSO INCORPORATE A RECESSED WINCH WITH APPROPRIATE MOUNTING, PROTECTION OF THE BUMPER, CONTROLS, AND STORAGE FROM THE ELEMENTS. WINCH TO HAVE MINIMUM 20,000LB RATED CAPACITY. SYNTHETIC ROPE SHALL BE PROVIDED RATED TO OPERATE WITH THE PROVIDED WINCH. WINCH SHALL NOT REDUCE THE ANGLE OF APPROACH.		X		
	503	PROVISIONS SHALL BE MADE ON THE FRONT OF THE APPARATUS FOR THE MOUNTING OF A LICENSE PLATE BELOW THE PASSENGER SIDE HEADLIGHT ASSEMBLY.		X		
	504	FRONT AND REAR TOW EYES/RINGS SHALL BE ATTACHED TO THE FRAME STRUCTURE TO PERMIT TOWING OF THE APPARATUS. TWO (2) TOW EYES SHALL BE PROVIDED BOTH FRONT AND REAR THAT ARE CAPABLE OF LIFTING THE APPARATUS FOR TOWING. TOW EYES SHALL NOT INTERFERE WITH THE ANGLE OF APPROACH OR DEPARTURE. FRONT TOW EYES SHALL BE LOCATED THRU THE TOP OF THE FRONT BUMPER EXTENSION AND BE CHROME PLATED OR POLISHED STAINLESS STEEL. OPEN STYLE "HOOKS" WILL NOT BE ACCEPTED.		X		
	505	TWO (2) HEAVY-DUTY STEEL RINGS SHALL BE PROVIDED ON THE OUTSIDE, UPPER REAR WALL OF THE CAB. THESE RINGS SHALL BE SUITABLY REINFORCED TO ALLOW MANUAL RAISING OF THE CAB PAST THE TRAVEL OF THE HYDRAULIC CAB LIFT CYLINDERS WHEN NECESSARY FOR MAJOR ENGINE REPAIRS.			X	SEE CLARIFICATIONS & EXCEPTIONS
	506	ONE (1) GROTE #73050 (OR EQUAL) BACK-UP WARNING DEVICE RATED AT 107 DBA SHALL BE PROVIDED AND ACTIVATE WHEN THE TRANSMISSION IS IN REVERSE GEAR.		X		
CAB - MISCELLANEOUS (CONTINUED)	507	FOUR (4) 6" BERGSTROM MODEL #1299008 CEILING MOUNTED FANS SHALL BE PROVIDED, TWO IN THE FRONT AND TWO IN THE REAR CAB AREA. FANS WILL BE WIRED THROUGH THE IGNITION. FANS ARE NOT TO OPERATE WITH ONLY BATTERY POWER ON. LOCATION TO BE DETERMINED AT PRE-CONSTRUCTION.		X		NOT BERGSTROM BRAND
	508	TWO (2) TURNOUT HOOKS WILL BE PROVIDED AND MOUNTED 4" IN FRONT OF THE CREW DOOR HINGES AS HIGH AS FUNCTIONALLY POSSIBLE, ONE EACH SIDE.		X		
REAR AND SIDE VIEW CAMERA SYSTEM	509	A REAR BACK UP CAMERA AND PASSENGER'S SIDE CAMERA WILL BE PROVIDED AND INTERFACED WITH A MONITOR MOUNTED IN THE VIEW OF THE DRIVER. REAR VIEW SYSTEMS OR OCFA APPROVED EQUAL WILL BE USED. PROVIDE AN OPTION FOR FULL 360 VIEW CAMERA.		X		SEE OPTIONS LIST FOR 360° CAMERA INFORMATION
	510	THE MONITOR SHALL BE MOUNTED TO THE ROOF OF THE CAB HEADLINER IN A LOCATION TO BE DETERMINED AT THE PRECONSTRUCTION MEETING.		X		

CAB - EXTERIOR COMPARTMENTS	511	● AN EXTERNALLY ACCESSIBLE COMPARTMENT SHALL BE LOCATED IN BETWEEN THE FRONT CAB AND REAR CAB DOORS, ABOVE THE FRONT AXLE, ON BOTH THE OFFICER'S SIDE AND THE DRIVER'S SIDE.		X		
	512	● THE COMPARTMENT WILL BE WELDED INTO THE CAB.		X		
	513	● THE COMPARTMENT WILL BE ACCESSED FROM THE OUTSIDE OF THE CAB BY MEANS OF A FORWARDLY HINGED DOOR, WITH A "D" RING HANDLE AND BE KEYED WITH A "1250" LOCK.		X		
	514	● THE DOOR WILL BE FLUSH STYLE DOOR, THERE WILL BE NO OVERLAP.		X		
	515	● THE INTERIOR OF THE COMPARTMENT WILL BE FINISHED IN MULTI-SPEC #72-47 SCUFF RESISTANT PAINT IN ORDER TO MATCH THE BODY COMPARTMENT INTERIOR.		X		
	516	● STAINLESS STEEL TRIM WILL BE PROVIDED AROUND THE TRAILING EDGE AND BOTTOM EDGE OF DOOR.		X		
CAB SPECIAL REQUIREMENTS	517	A COMMUNICATIONS CABINET SHALL BE INSTALLED INSIDE THE CAB, LOCATED IN BETWEEN THE TWO CAB COMPARTMENTS AND REAR OF THE ENGINE COWLING. MIMIMUM DIMENSIONS OF 14" TALL AND 14" DEEP. IT SHALL HAVE A HINGED LID ON TOP WITH 2-3 FLUSH MOUNTED LATCHES TO ALLOW EASY ACCESS. THE CABINET NEEDS TO BE STRUCTURALLY SOUND ENOUGH TO HAVE THE MAP BOX MOUNTED ON TOP OF IT. A FRONT HINGED PANEL SHALL ALSO BE PROVIDED FOR EASY ACCESS. CABINET WILL NEED TO BE VENTED AND SHALL HAVE CHASE ACCESS THROUGH THE EXTERIOR CAB COMPARTMENTS TO THE B-POST OF THE VEHICLE. CHASE RUNS SHOULD BE AS MINIMALLY INVASIVE TO THE EXTERIOR CAB COMPARTMENTS. EXACT CONFIGURATION WILL BE DETERMINED AT THE PRECONSTRUCTION MEETING.		X		
	518	ACCESS HOLES SHALL BE PROVIDED BY THE APPARATUS MANUFACTURER THROUGH THE CABINET WALLS TO ACCOMMODATE WIRING AND CABLING AS DESCRIBED ELSEWHERE IN THESE SPECIFICATIONS. THESE HOLES SHALL MATCH THE DIMENSIONS OF THE REQUIRED WIRING CHASES AND BE NO LESS THAN 24 SQUARE INCHES (4X6) IN SIZE.		X		
	519	ACCESS HOLES SHALL BE PROVIDED AT THE FOLLOWING LOCATIONS TO ACCOMMODATE NECESSARY WIRING AND CABLE ROUTING:		X		
	520	BETWEEN BOTH CABINETS THROUGH THE CABLE CHASE DESCRIBED BELOW • INTO AND OUT OF THE APPARATUS CAB “B POSTS” • THE REAR CABINET WALL FOR ACCESS TO BATTERY CHARGERS AND COMPONENTS • ALL HOLES SHALL HAVE SMOOTH EDGES, GROMMETS OR PROTECTIVE EDGE COVERING TO PROTECT CABLES AND WIRES FROM ABRASION		X		
	521	THE FIRE APPARATUS MANUFACTURER SHALL PROVIDE CONTINUOUS, UNOBSTRUCTED, ENCLOSED WIRING CHASES WITH REMOVABLE ACCESS COVERS INTO (AND OUT OF) THE COMMUNICATIONS CABINET AND ALSO TO THE FRONT DASHBOARD AND OVERHEAD AREAS.		X		
	522	EACH WIRING CHASE SHALL HAVE A MINIMUM AREA OF 8 SQUARE INCHES (2” X 4” CHANNEL OR EQUIVALENT) WITH NO DIMENSION BEING LESS THAN 1” (I.D.) THROUGHOUT.		X		
	523	ALL WIRING CHASES SHALL HAVE GROUND SMOOTH EDGES, GROMMETS OR PROTECTIVE EDGE COVERING TO PROTECT CABLES AND WIRES FROM ABRASION THROUGHOUT THEIR LENGTH.		X		
	524	WIRING CHASES SHALL HAVE DURABLE COVERS THAT ARE EASILY REMOVED BUT WELL SECURED DURING NORMAL VEHICLE USE. VELCRO ATTACHMENT WILL NOT BE ACCEPTED.		X		

CAB SPECIAL REQUIREMENTS (CONTINUED)	525	AT A MINIMUM, CONTINUOUS ACCESSIBLE CHASES SHALL BE PROVIDED IN THE FOLLOWING AREAS:		X		
	526	A-POST, BOTH SIDES • B-POST, BOTH SIDES • INTO ALL HEADLINERS, BOTH FRONT AND REAR • FROM UPPER AND LOWER DASH AREAS INTO HEADLINERS AND OR A-POST		X		
	527	THE CAB HEADLINER(S) SHALL BE REMOVABLE AND SHALL BE CONFIGURED OR DIVIDED INTO SECTIONS THAT CAN BE EASILY REMOVED WITHOUT DAMAGE BY A SINGLE INDIVIDUAL (APPROXIMATELY 2'X4').		X		
	528	SPECIFIC WIRING CHASES AND ACCESS CONFIGURATION TO BE FINALIZED DURING PRE-CONSTRUCTION BASED ON CAB DESIGN.		X		
	529	TWO (2) MAP BOXES SHALL BE PROVIDED. ONE LOCATED BETWEEN THE OFFICER AND DRIVER, APPROXIMATELY 22" WIDE, 13½" FRONT TO BACK AND 10" DEEP. A SECOND BOX LOCATED IN THE CREW AREA BETWEEN THE EXTERIOR CAB COMPARTMENTS, APPROXIMATELY 45" WIDE, 13½" FRONT TO BACK 11½" DEEP SHALL BE PROVIDED. BOTH BOXES SHALL BE DESIGNED TO HOLD 3-RING BINDERS. THE MAP BOX WILL HAVE A 1" DOWN-TURNED LIP HINGED COVER AROUND THE PERIMETER SIMILAR TO A SHOE BOX LID. THE FINISH WILL MATCH THE INTERIOR OF THE CAB. FINAL DESIGN TO BE DETERMINED DURING PRE-CONSTRUCTION OR MID-POINT INSPECTION BASED ON CAB CONFIGURATION.		X		
ENGINE COMPARTMENT	530	THE ENGINE COMPARTMENT SHALL BE DESIGNED TO PROVIDE EASY ACCESS AND REMOVAL OF THE ENGINE AND ITS COMPONENTS. MANUFACTURER SHALL MAKE EVERY EFFORT TO PROVIDE MAXIMUM ACCESS TO ALL PORTIONS OF THE ENGINE AND POWER TRAIN FOR IN-CHASSIS REPAIRS.		X		
	531	PROVISIONS FOR CHECKING THE VEHICLE FLUID LEVELS SHALL BE PROVIDED WITHIN THE CAB THROUGH THE ENGINE TUNNEL AND MUST BE ACCESSIBLE WITHOUT TILTING THE CAB.	X			THROUGH FRONT GRILL
	532	ENGINE COMPARTMENT LAMPS THAT SUFFICIENTLY ILLUMINATE THE ENGINE AND RELATED COMPONENTS FOR NIGHT INSPECTION SHALL BE PROVIDED. LAMPS SHALL BE TRUCK-LITE MODEL 44 LED (4" ROUND) AND BE CONTROLLED BY ONE (1) MANUALLY OPERATED WEATHERPROOF SWITCH LOCATED ON THE DRIVER SIDE OF THE ENGINE COMPARTMENT.		X		
	533	A FASHIONED THERMAL AND SOUND INSULATION BLANKET SHALL BE INSTALLED ON THE FULL UNDERSIDE OF THE CAB TO DISSIPATE HEAT AND NOISE.		X		
	534	• BLANKET TO BE SOUND WAVES, INC. OF SANTA ANA, CALIFORNIA (949-378-9991) OR OCFA APPROVED EQUAL.		X		NOT SOUNDWAVES
AIR CONDITIONING DEFROSTER AND HEATER	535	THERE SHALL BE A MINIMUM 60,000 BTU HEATER/DEFROSTER UNIT LOCATED IN THE APPARATUS CAB. THE HEATER/DEFROSTER VENTILATION SHALL BE BUILT INTO THE DESIGN OF THE CAB DASH INSTRUMENT PANEL AND OR OVERHEAD AREA. THE HEATER DUCTS SHALL BE DESIGNED TO PROVIDE HEAT DIRECTED TOWARDS THE OFFICER AND THE DRIVER. THE DEFROSTER DUCTS SHALL BE DESIGNED TO PROVIDE MAXIMUM DEFROSTING CAPABILITIES FOR THE FRONT CAB WINDOWS AND SHALL CLEAR THE WINDSHIELD IN HALF THE TIME REQUIRED BY SAE STANDARDS.		X		
	536	THE COOLANT LINES (HOSES) TO THE HEATER/DEFROSTER SHALL HAVE EASILY ACCESSIBLE 1/4 TURN IN-LINE SHUT-OFF VALVE(S) THAT ISOLATE THE HEATER/DEFROSTER UNIT(S) AND BE OF SILICONE TYPE. CONTROL VALVES SHALL BE IDENTIFIED AS TO FUNCTION.		X		
	537	HEATER/DEFROSTER CONTROLS SHALL BE LOCATED ON THE CAB DASH WITHIN EASY REACH OF THE DRIVER AND REGULATE TEMPERATURE, MULTIPLE FAN SPEEDS AND BE OF THE NON-CABLE ACTUATED TYPE. FAN SPEED CONTROLS SHALL OPERATE WITH OR WITHOUT THE AIR CONDITIONING ACTIVATED FOR THE PURPOSES OF CIRCULATING AIR WITHIN THE CAB WHEN DESIRED.		X		
	538	A HIGH PERFORMANCE AIR CONDITIONING SYSTEM DESIGNED TO PROVIDE MAXIMUM COOLING SHALL BE FURNISHED INSIDE BOTH THE FRONT AND REAR CREW AREAS OF THE CAB AND PERFORM AS FOLLOWS:		X		
	539	• IN 100 DEGREE FAHRENHEIT AMBIENT TEMPERATURE WITH 50 PERCENT RELATIVE HUMIDITY, THE CAB AND CREW CAB SHALL COOL TO 70 DEGREES FAHRENHEIT WITHIN 30 MINUTES OR LESS.	X			

AIR CONDITIONING DEFROSTER AND HEATER (CONTINUED)	540	PERFORMANCE TO BE VERIFIED AND DOCUMENTED BY MANUFACTURER UTILIZING A HEATED BOOTH PRIOR TO FINAL INSPECTION.		X		
	541	• THE MANUFACTURERS MAXIMUM AIR CONDITIONING SYSTEM SHALL BE PROVIDED		X		SEE "ARCTIC AIR" AIR CONDITIONING SYSTEM INFORMATION PROVIDED
	542	THE COMPRESSOR SHALL BE OF A SINGLE UNIT DESIGN, INSTALLED ON THE DRIVE ENGINE AND BE OF SUFFICIENT SIZE AND CAPACITY TO MEET OR EXCEED THE ABOVE REQUIREMENTS. THE AIR CONDITIONER REFRIGERANT SHALL BE R-134A TYPE, INSTALLED BY A CERTIFIED TECHNICIAN.		X		
	543	ALL AIR CONDITIONING HOSES AND FITTINGS SHALL BE APPROPRIATELY SIZED AND CONFIGURED TO THE COMPRESSOR AND OTHER RELATED AIR CONDITIONING COMPONENTS.		X		
	544	• HOSE AND FITTINGS SHALL BE OF THE CRIMP STYLE ONLY. BARB AND CLAMP FITTINGS WILL NOT BE ACCEPTED.		X		
	545	EITHER A ROOF-MOUNTED OR RADIATOR-MOUNTED CONDENSER, WITH ADEQUATE BTU TO MEET OR EXCEED THE PERFORMANCE SPECIFICATIONS ABOVE SHALL BE PROVIDED.		X		
	546	TWO (2) SEPARATE EVAPORATOR UNITS SHALL BE INSTALLED IN THE CAB, ONE (1) LOCATED IN THE FRONT CAB AND ONE (1) IN THE REAR CREW CAB AREA. ADJUSTABLE AIR OUTLETS INCORPORATED INTO THE CAB DASH AT BOTH THE DRIVER AND OFFICER POSITIONS SHALL BE PROVIDED. THE EVAPORATOR UNIT IN THE REAR CREW CAB SHALL BE CEILING MOUNTED AND HAVE ADJUSTABLE AIR OUTLETS LOCATED DIRECTLY ON THE EVAPORATOR UNIT. THE EVAPORATOR UNITS SHALL HAVE AN ADEQUATE BTU RATING TO MEET OR EXCEED THE ABOVE REQUIREMENTS.		X		
	547	THE AIR CONDITIONER SYSTEM CONDENSATION DRAIN LINES SHALL DISCHARGE DIRECTLY TO THE GROUND WITHOUT DISCHARGING CONDENSATION IN OR ON ANY PORTION OF THE CAB.		X		
ONBOARD PTO GENERATOR	548	THE APPARATUS WILL BE EQUIPPED WITH A COMPLETE ELECTRICAL POWER SYSTEM. THE WIRING AND GENERATOR INSTALLATION WILL CONFORM TO THE PRESENT NATIONAL ELECTRICAL CODE STANDARDS OF THE NATIONAL FIRE PROTECTION ASSOCIATION. THE INSTALLATION WILL BE DESIGNED FOR CONTINUOUS OPERATION WITHOUT OVERHEATING AND UNDUE STRESS ON COMPONENTS.		X		
	549	THE GENERATOR WILL BE A THREE PHASE, 12 LEAD RECONNECTABLE, 40KW DRIVEN BY A TRANSMISSION "POWER TAKEOFF" ATTACHED TO THE SIDE OF THE TRANSMISSION		X		
	550	GENERATOR PERFORMANCE WILL MEET THE AMERICAN NATIONAL STANDARDS INSTITUTE (ANSI) C84.1-1982 VOLTAGE REQUIREMENT AS UTILIZED FROM THE RECEPTACLE. GENERATOR WILL HAVE A BUILT IN AUTOMATIC VOLTAGE CONTROL. GENERATOR WILL HAVE A NEMA MG21 RATING.		X		
	551	CONTINUOUS DUTY RATING: 40,000 WATTS		X		
	552	PHASE: THREE		X		
	553	NOMINAL CYCLES: 60 HERTZ		X		
	554	NOMINAL AMP RATING: 111 AT 240-VOLTS OR 221 AT 120-VOLTS		X		
	555	ENGINE SPEED AT ENGAGEMENT: IDLE		X		

ONBOARD PTO GENERATOR (CONTINUED)	556	ENGINE SPEED ENGAGED: 1100/1400 RPM RANGE		X		
	557	GENERATOR RPM: 1800 RPM		X		
	558	THE OUTPUT OF THE GENERATOR WILL BE CONTROLLED BY AN ELECTRONIC GOVERNOR. THE TRUCK ENGINE WILL BE PROGRAMMED SO THE GENERATOR'S OUTPUT IS AT 60 HERTZ. THE MAIN CHASSIS TRANSMISSION PTO WILL POWER THE GENERATOR. THE GENERATOR WILL BE OPERABLE IN THE STATIONARY MODE WITH A SHIFT CONTROL LOCATED INSIDE THE CAB WITH AN INDICATOR LIGHT TO NOTE ENGAGEMENT. FOR SAFETY, THE AUTOMATIC HIGH IDLE WILL BE ACTIVATED THROUGH INTERLOCKS ONLY AFTER THE CHASSIS PARKING BRAKE CONTROL IS IN THE PARK POSITION, THE GENERATOR PTO TRANSMISSION HAS MADE A COMPLETE SHIFT AND THE TRUCK TRANSMISSION IS IN NEUTRAL. AN ELECTRIC/HYDRAULIC VALVE WILL SUPPLY HYDRAULIC FLUID TO THE CLUTCH ENGAGEMENT UNIT PROVIDED ON THE CHASSIS PTO DRIVE.		X		
	559	TO PROPERLY MONITOR THE GENERATOR PERFORMANCE AND LOAD DEMANDS DURING OPERATION, THE GENERATOR WILL BE EQUIPPED WITH A FULL INSTRUMENT AND CONTROL PACKAGE. THIS PANEL WILL BE MOUNTED ADJACENT TO THE LOAD CENTER. THE FOLLOWING INSTRUMENTS WILL BE INSTALLED IN THE PANEL:		X		
	560	ONE (1) VOLTMETER, THREE (3) AMMETERS, ONE (1) FREQUENCY METER, ONE (1) HOUR METER, ONE (1) "POWER ON" GREEN INDICATOR LIGHT, ONE (1) PTO ENGAGEMENT INDICATOR LIGHT, TWO (2) FUSE HOLDERS: WITH TWO (2) AMP FUSES FOR GAUGE PROTECTION		X		
	561	THE METER AND INDICATORS WILL BE INSTALLED NEAR EYE LEVEL IN THE COMPARTMENT. INSTRUMENTS WILL BE FLUSH MOUNTED IN AN APPROPRIATE SIZED WEATHERPROOF ELECTRICAL ENCLOSURE. ALL INSTRUMENTS USED WILL BE ACCURATE WITHIN +/- TWO (2) PERCENT.		X		
	562	IN ADDITION TO THE GENERATOR INDICATORS THERE WILL BE ENGINE, TRANSMISSION, AND TRUCK ALARM INDICATORS PROVIDED TO ENSURE PROPER ENGINE AND TRANSMISSION OPERATION		X		
	563	ALL ELECTRICAL WIRING FROM THE LOAD CENTER WILL BE FINE STRANDED COPPER S.O. TYPE WITH A 600 VOLT JACKET. THE WIRE WILL BE SIZED TO THE LOAD AND CIRCUIT BREAKER RATING. THE WIRE SIZE WILL BE TEN (10)-GAUGE ON 30 AMP CIRCUITS, 12-GAUGE ON 20 AMP CIRCUITS AND 14-GAUGE ON 15 AMP CIRCUITS. THE S.O. CABLE WILL BE RUN IN CORNER AREAS AND EXTRUDED ALUMINUM PATHWAYS BUILT INTO THE BODY FOR EASY ACCESS. ANY S.O. CORD NOT RUN IN AN ENCLOSED RACEWAY OR CABLE TRAY WILL HAVE AN ADDITIONAL ABRASION RESISTANT COVERING.		X		
	564	THE MAIN LOAD CENTER WILL HAVE CIRCUIT BREAKERS RATED TO LOAD DEMAND. INDIVIDUAL BREAKERS WILL BE PROVIDED FOR ALL RECEPTACLES TO ISOLATE A TRIPPED BREAKER FROM AFFECTING ANY OTHER ON-LINE EQUIPMENT.		X		
	565	THE GENERATOR WILL BE MOUNTED AS TO NOT IMPACT COMPARTMENT SPACE AND PROVIDE FOR EASE OF SERVICING IN THE APPARATUS. ANY PROTECTIONS NECESSARY TO GENERATOR SUCH AS SKID PLATES, SPLASH PROTECTION, ETC SHALL BE PROVIDED.		X		
ELECTRICAL OUTLET PROVISIONS	566	ELECTRICAL OUTLETS TO BE PROVIDED AS FOLLOWS: (EXACT LOCATION TBD AT PRE-CONSTRUCTION)		X		
	567	110 VOLT INTERIOR RECEPTACLE - RECEPTACLE WILL BE A NEMA 5-15, 120 VOLT, 15 AMP, THREE (3) WIRE DUPLEX HOUSEHOLD TYPE CONNECTED TO THE SHORELINE. THERE WILL BE THREE (3) RECEPTACLES PROVIDED. TWO (2) ON REAR WALL LOCATED IN COMMUNICATIONS CABINET, ONE ON THE CENTER COMMUNCATIONS CABINET, ALL CONNECTED TO GENERATOR, SHORELINE AND INVERTER.		X		
	568	20 AMP RECEPTACLE - WIRED TO THE POWER SUPPLY WILL BE TWO (2) RECEPTACLES THAT ARE A 120 VOLT 20 AMP THREE WIRE TWIST-LOCK NEMA L5-20 TYPE WITH WEATHER RESISTING COVER LOCATED ONE EACH SIDE OF FENDERS.		X		
	569	120 VOLT COMPARTMENT RECEPTACLE - RECEPTACLE WILL BE A NEMA 5-20, 120 VOLT, 20 AMP, THREE (3) WIRE DUPLEX HOUSEHOLD TYPE WITH A WEATHER RESISTANT COVER CONNECTOR TO THE GENERATOR. THERE WILL BE FOUR (4) RECEPTACLES PROVIDED. TO BE LOCATED AS INDICATED ELSEWHERE IN THE SPECIFCATION. D2/P2 AND D6 AND P6.		X		

ELECTRICAL OUTLET PROVISIONS (CONTINUED)	570	50 AMP, 125/250-VOLT RECEPTACLE - THERE WILL BE TWO (2) MARINCO MODEL CS6369, 50 AMP, 120/240 VOLT AC TWIST LOCK RECEPTACLE(S) WITH WEATHER RESISTANT COVER(S) INSTALLED ON THE APPARATUS BOTH PS LOWER REAR BULKHEAD.THE RECEPTACLE(S) WILL BE POWERED FROM ON BOARD GENERATOR.		X		
	571	30 AMP, 240-VOLT RECEPTACLE - WIRED TO THE POWER SUPPLY WILL BE TWO (2) RECEPTACLES THAT ARE 240-VOLT, 30 AMP, THREE (3)-WIRE TWIST-LOCK NEMA L6-30 TYPE WITH A WEATHER RESISTING COVER LOCATED LEFT AND RIGHT REAR COMPARTMENTS.		X		
	572	30 AMP RECEPTACLE, 120- VOLT RECEPTACLE - WIRED TO THE POWER SUPPLY WILL BE TWO (2) RECEPTACLES THAT ARE A 120 VOLT 30 AMP THREE WIRE TWIST-LOCK NEMA L5-30 TYPE WITH WEATHER RESISTING COVER LOCATED ONE EACH SIDE OF BODY.		X		
	573	60 AMP, 240-VOLT, 3 PHASE RECEPTACLE AND PLUG - WIRED TO THE POWER SUPPLY WILL BE A RECEPTACLE THAT IS 240-VOLT, 60 AMP, THREE (3)-POLE, FOUR (4) WIRE, PIN AND SLEEVE TYPE LOCATED ONE IN P5 AND D5, EACH TO BE MOUNTED LOW ON THE FORWARD WALL. A MATING PLUG WILL BE SUPPLIED FOR WIRING TO A FOUR (4) CONDUCTOR CORD.		X		
ONBOARD PTO AIR COMPRESSOR	574	TOOL AIR COMPRESSOR - A HYDRAULIC DRIVE AIR COMPRESSOR WILL BE PROVIDED . THE COMPRESSOR WILL HAVE A CAPACITY OF DELIVERING 185 CFM OF FREE AIR AT 100 PSIG. THE COMPRESSOR WILL BE CAPABLE OF 60 TO 150 PSIG OPERATION. THE SYSTEM WILL BE REGULATED TO A MAXIMUM OF 100 PSIG OUTLET PRESSURE. SEPARATE TWO (2)-STAGE, HEAVY DUTY, DRY-TYPE AIR FILTERS WILL BE PROVIDED TO REMOVE DIRT PARTICULATE FROM ENTERING THE AIR COMPRESSOR.		X		
	575	THE SEPARATOR TO BE LOCATED INTERNALLY IN THE AIR RECEIVER TANK. THE SEPARATOR WILL BE CONSTRUCTED WITH A PLEATED MEDIA, WELDED STRAPS, SCRIM BARRIER, SUPPORT SCREEN, EXPANDED METAL OUTER WRAP AND INTERNAL AND EXTERNAL GROUNDING. THE COMPRESSOR INSTRUMENT PANEL WILL INCLUDE THE COMPRESSOR AIR PRESSURE GAUGE, HOUR METER, COMPRESSOR OIL TEMPERATURE GAUGE AND AN OVER-TEMPERATURE/OVER-PRESSURE RESET SWITCH. EXACT LOCATION OF THE INSTRUMENT PANEL TBD AT PRE-CONSTRUCTION.		X		
	576	PROTECTIVE CIRCUIT - THE COMPRESSOR WILL PROVIDE PROVISIONS FOR AUTOMATIC SHUTDOWN IN CASE OF HIGH COMPRESSOR TEMPERATURE OR OVER PRESSURIZATION. ADDITIONAL PROTECTIVE FEATURES PROVIDED WILL INCLUDE AUTOMATIC BLOW DOWN VALVE, RECEIVER RELIEF VALVE AND MINIMUM PRESSURE VALVE.		X		
	577	COOLING SYSTEM - THE COMPRESSOR COOLING SYSTEM WILL ALLOW RATED AIR DELIVERY AND PRESSURE OPERATION CONTINUOUSLY IN 125 DEGREE FAHRENHEIT AMBIENT TEMPERATURES. THE COOLER WILL BE MOUNTED IN A POWDER COATED SHEET METAL ENCLOSURE WITH A SUCTION TYPE FAN ASSEMBLY. (NO ABS PLASTIC SHROUDING) COMPRESSOR FLUID WILL BE FILTERED BY A 25 MICRON FULL FLOW SPIN-ON REPLACEABLE FILTER CANISTER. A FAN TEMPERATURE SWITCH WILL BE PROVIDED TO REGULATE COMPRESSOR COOLING.		X		
	578	INLET CONTROLS - A PNEUMATIC INLET CONTROL VALVE WILL BE INTEGRATED INTO THE COMPRESSOR SYSTEM AND WILL AUTOMATICALLY MODULATE OUTPUT FROM 0 UP TO 100 PERCENT IN RESPONSE TO AIR DEMAND.		X		
	579	TOOL AIR REGULATOR - A TOOL AIR REGULATOR WILL BE SUPPLIED WITH A GAUGE AND SHUTOFF VALVE. THE REGULATOR WILL BE HAND ADJUSTABLE FROM 0 TO 175 PSI. A GAUGE WILL BE ON THE REGULATED SIDE. A TOTAL QUANTITY OF TWO (2) WILL BE SUPPLIED.		X		
	580	AIR OUTLETS - THERE WILL BE FOUR (4) AIR OUTLETS AS INDICATED ELSEWHERE IN THIS SPECIFICATION IN THE COMPARTMENTS. TWO (2) ADDITIONAL OUTLETS WILL BE PROVIDED AS INDICATED ELSEWHERE IN THIS SPECIFICATION FOR LARGER DIAMETER HOSE CONNECTIONS.		X		
METAL FINISH AND PAINTING	581	SURFACES TO BE PAINTED SHALL BE PROPERLY CLEANED AND SANDED BEFORE APPLYING PAINT.		X		
	582	ALL SHARP EDGES, BURRS, ETC. SHALL BE GROUND OR FILED SMOOTH.		X		
	583	ALL DEMOUNTABLE ITEMS SHALL BE REMOVED DURING THE PAINTING PROCESS TO INSURE PROPER UNIFORM COVERAGE OF ALL AREAS (I.E. GRILLS, BUMPERS, VENTS, MIRRORS, ETC.).		X		
	584	SUFFICIENT COATS OF RUST INHIBITING PRIMER SHALL BE APPLIED TO HELP PREVENT CORROSION.		X		

METAL FINISH AND PAINTING (CONTINUED)	585	SUFFICIENT COATS OF FINISH PAINT SHALL BE APPLIED TO INSURE ADEQUATE UNIFORM COVERAGE, WHICH MUST LAST THE SERVICE LIFE OF THE VEHICLE.		X		
	586	PAINT SHALL BE PROPERLY BUFFED OR POLISHED TO ATTAIN A HIGH-GLOSS, MIRROR-LIKE FINISH.		X		
	587	THE APPARATUS SHALL BE FINISHED (PAINTED) AS DESCRIBED BELOW:		X		
	588	• PPG WHITE #8259 OR EQUAL		X		
	589	• UPPER CAB STRUCTURE AND CAB ROOF		X		
	590	• ANY ROOF MOUNTED ACCESSORIES OR COMPONENTS (AIR CONDITIONING, ETC.) SHALL BE PAINTED TO MATCH ROOF COLOR.		X		
	591	• THERE SHALL BE A 1/4" BLACK SEPARATION STRIPE BETWEEN THE UPPER AND LOWER PAINT LINES OF THE CAB		X		
	592	• PAINT-BREAK SHALL BE DETERMINED DURING PRE-CONSTRUCTION		X		
	593	• PPG RED #71666 OR EQUAL		X		
	594	• LOWER CAB STRUCTURE AND BODY		X		
	595	• FRAME, CHASSIS, AND UNDERCARRIAGE COMPONENTS SHALL BE PAINTED TO MATCH THE CAB AND BODY		X		
	596	• ROLL-UP COMPARTMENT DOORS AND DOOR FRAME ASSEMBLY SHALL MATCH THE BODY COLOR.		X		
	597	• INTERIOR SURFACES OF ALL COMPARTMENTS SHALL BE PAINTED LIGHT GRAY SPATTERED PAINT FINISH OR LEFT UNFINISHED BASED ON BODY MATERIAL (TO BE DETERMINED AT PRE-CONSTRUCTION).		X		
	598	• IF COMPARTMENT INTERIORS ARE PAINTED, ALL SEAMS SHALL BE CAULKED BEFORE FINISH PAINT COATS ARE APPLIED.		X		
	599	• ONE (1) CONTAINER OF TOUCH-UP PAINT PER UNIT SHALL BE PROVIDED		X		
	600	• EACH CONTAINER SHALL CONTAIN FOUR TO SIX (4 – 6) OUNCES OF PPG RED #71666 OR EQUAL PAINT AND HARDENER.		X		

METAL FINISH AND PAINTING (CONTINUED)	601	REFLECTIVE STRIPING THAT MEETS THE CURRENT NFPA STANDARD AS DESCRIBED BELOW SHALL BE PROVIDED:		X		
	602	• A SINGLE 6" WIDE REFLECTIVE STRIPE ON BOTH SIDES AND THE FRONT OF THE APPARATUS SHALL BE PROVIDED.		X		
	603	• STRIPE SHALL BE 3M SCOTCH-LITE, WHITE IN COLOR WITH A 1/4" BLACK BORDER THAT SURROUNDS THE ENTIRE WHITE STRIPE		X		
	604	• 6" WHITE OVERLAY ON 6½" BLACK, NOT A PIN-STRIPED OUTLINE		X		
	605	• BEGINNING STRIPE HEIGHT WILL BE AT THE CENTER-LINE OF THE HEADLIGHTS (APPROXIMATELY) AND HAVE A 45 DEGREE ANGLE TRANSITION UPWARD ON THE FORWARD BODY COMPARTMENT DOOR AND THEN CONTINUE AT THE LOWER EDGE OF THE MIDDLE (OVER-WHEEL) COMPARTMENT DOOR TO THE REAR PORTION OF THE BODY (PHOTOS SUPPLIED UPON REQUEST).		X		
	606	• 6" WIDE REFLECTIVE STRIPING WHICH COVERS A MINIMUM OF 50% OF THE REAR BODY FACE SHALL BE PROVIDED. LAYOUT SHALL BE APPROVED BY OCFA AT PRECONSTRUCTION MEETING. MATERIAL TO BE ORA-LITE V98		X		
COMPARTMENTS - GENERAL	607	ALL COMPARTMENTS SHALL:		X		
	608	• BE WATERTIGHT AND DUST-PROOF WHEN DOORS ARE CLOSED		X		
	609	• HAVE STAINLESS STEEL EDGE PROTECTION ALONG THE LEADING (LOWER OUTSIDE) COMPARTMENT EDGE		X		
	610	• HAVE DRIP MOLDINGS INSTALLED ABOVE EACH DOOR THAT ARE ENGINEERED TO CAPTURE WATER RUN-OFF AND NOT DRAIN ONTO DRIVER AND PASSENGER FRONT DOOR AREA.		X		
	611	• COMPARTMENT FLOORS SHALL BE FLUSH STYLE TO PROVIDE A SWEEP-OUT DESIGN THAT ALLOWS EASY CLEANING AND WATER DRAINAGE		X		
	612	UNLESS OTHERWISE SPECIFIED, ALL COMPARTMENT DOORS SHALL BE AMDOR ROLL-UP COMPARTMENT DOORS.		X		
	613	• THE OUTER DOOR SURFACES AND DOOR FRAMES SHALL BE PAINTED TO MATCH THE APPARATUS BODY (PPG #71666).		X		
	614	• ROLL-UP DOORS SHALL HAVE A LOCKING, BAR TYPE HANDLE WITH A #1250 LOCK.		X		
	615	PROVIDE AS AN OPTION ELECTRIC LOCKING DOOR MECHANISM ON ALL ROLL UP DOORS.		X		SEE OPTIONS LIST
	616	• A REMOVABLE SHIELD THAT PROVIDES COMPLETE PROTECTION FROM EQUIPMENT DAMAGE TO THE DOORS WHEN OPEN SHALL BE PROVIDED (INTERIOR "DRIP TRAYS" WILL NOT BE ACCEPTED).	X			SEE CLARIFICATIONS

COMPARTMENTS - GENERAL (CONTINUED)	617	ALL COMPARTMENTS SHALL BE EQUIPPED WITH AMDOR “LUMA-BAR” LED STRIP LIGHTING WHICH ACTIVATES WHEN THAT COMPARTMENT DOOR IS OPEN.		X		
	618	• EACH COMPARTMENT SHALL HAVE A MINIMUM OF TWO (2) LIGHTS THAT RUN THE FULL HEIGHT OF THE COMPARTMENT AND BE MOUNTED (MECHANICALLY FASTENED) AT THE INSIDE CORNERS OF THE DOOR TRACK AND COMPARTMENT WALL, ONE EACH SIDE.		X		
	619	• BASED ON COMPARTMENT SIZE, DESIGN OR CONFIGURATION, ADDITIONAL LIGHTING MAY BE DEEMED NECESSARY BY OCFA.		X		
	620	UNLESS OTHERWISE SPECIFIED, ANY HINGED COMPARTMENT DOORS WILL BE OF A “PAN” OR “LAP”DESIGN AND HAVE SLAM-TIGHT LATCHES WITH LOCKING “D” TYPE HANDLES.		X		
	621	• DOOR HOLD OPEN DEVICES (GAS STRUTS) SHALL BE PROVIDED FOR ALL HINGED DOORS		X		
	622	• ALL DOOR HINGES SHALL BE FULL-LENGTH POLISHED STAINLESS STEEL AND BE MOUNTED WITH STAINLESS STEEL HARDWARE.		X		
	623	ALL COMPARTMENT SHELVING, PULL-OUT TRAYS AND THE LIKE SHALL BE AS LARGE AS POSSIBLE AND BE FULLY ADJUSTABLE FROM FLOOR TO CEILING UTILIZING “UNI-STRUT” TRACKING.		X		
	624	• ALL SHELVING AND PULL-OUT TRAYS SHALL BE PROPERLY REINFORCED TO PREVENT FLEXING OR TWISTING WHEN LOADED		X		
	625	• ALL PULL-OUT TRAYS AND TOOL-BOARDS SHALL HAVE REFLECTIVE MATERIAL INSTALLED ON ALL OUTER EDGES TO MAKE THEM HIGHLY VISIBLE WHEN EXTENDED.		X		
	626	REFLECTIVE MATERIAL SHALL BE ALTERNATING RED AND FLUORESCENT YELLOW STRIPES, MOUNTED AT A 45 DEGREE ANGLE TO THE SHELF OR TRAY. SHALL BE ORALITE V98.		X		
	627	COMPARTMENT SHELVING SHALL HAVE RED DRI-DECK MATERIAL INSTALLED AS INDICATED WITH A BEVELED LEADING EDGE AS NECESSARY.		X		SEE CLARIFICATIONS
SPECIFIC COMPARTMENTS - DRIVER'S SIDE	628	THE DIMENSIONS GIVEN FOR EACH COMPARTMENT ARE APPROXIMATE BUT ARE TO BE GIVEN TO GIVE UNIFORMITY TO DESIRED DESIGN. ALL COMPARTMENTS ARE TO BE AS LARGE AS BODY DESIGN WILL ALLOW.		X		
	629	SEE ATTACHMENT FOR EQUIPMENT INVENTORY BY COMPARTMENT.		X		
	630	● D1: THERE SHALL BE ONE (1) COMPARTMENT BETWEEN THE FRONT AND REAR CAB DOORS ABOVE THE FRONT AXLE. COMPARTMENT EQUIPMENT WEIGHT TO BE RATED AT A MINIMUM OF 100LBS.		X		
	631	● THE COMPARTMENTS DIMENSIONS SHALL BE APPROXIMATELY 24" HIGH X 22" WIDE X 24" DEEP.		X		26"H x 23"W x 24"D
	632	● THE COMPARTMENT WILL BE EXTERNALLY ACCESSIBLE.		X		

SPECIFIC COMPARTMENTS - DRIVER'S SIDE (CONTINUED)	633	● THE COMPARTMENT WILL BE WELDED INTO THE CAB.		X		
	634	● THE COMPARTMENT WILL BE ACCESSED FROM THE OUTSIDE OF THE CAB BY MEANS OF A FORWARDLY HINGED DOOR, WITH A "D" RING HANDLE AND BE KEYED WITH A "1250" LOCK.		X		
	635	● THE DOOR WILL BE A FLUSH STYLE DOOR, THERE WILL BE NO OVERLAP.		X		
	636	● THE INTERIOR OF THE COMPARTMENT WILL BE FINISHED IN MULTI-SPEC #72-47 SCUFF RESISTANT PAINT IN ORDER TO MATCH THE BODY COMPARTMENT INTERIOR.		X		
	637	A MECHANICALLY FASTENED AMDOR LED LIGHT STRIP WILL BE PROVIDED IN THE COMPARTMENT TO PROVIDE ILLUMINATION WHEN THE DOOR IS OPEN.		X		
	638	A PROXIMITY SWITCH WILL BE PROVIDED AND WILL BE TIED INTO THE MULTI-PLEX SYSTEM TO SHOW D1 OPEN		X		
	639	● STAINLESS STEEL TRIM WILL BE PROVIDED AROUND THE LOWER AND SIDE PERIMETER OF THE DOOR OPENING.		X		
	640	• D2: THIS COMPARTMENT SHALL BE LOCATED AHEAD OF THE REAR WHEELS WITH ONE (1) DOOR. SHALL BE A ROLLUP DOOR. COMPARTMENT EQUIPMENT WEIGHT TO BE RATED AT A MINIMUM OF 750 LBS		X		
	641	• THE COMPARTMENT SHALL BE AS LARGE AS POSSIBLE, APPROXIMATELY 66" WIDE BY 64" HIGH.		X		**66"W x 63"H**
	642	• THE UPPER PORTION SHALL BE PASS THROUGH WITH ADJUSTABLE SLIDE TRAYS PROVIDE AS FOLLOWS:		X		
	643	• THE UPPER PASS THROUGH PORTION SHALL HAVE ONE (1) ADJUSTABLE SLIDE OUT TRAY APPROXIMATELY 42" DEEP AND SHALL HAVE THE APPROPRIATE DRI-DEK MATERIAL INSIDE THE SLIDE OUT TRAY.		X		
	644	• THE UPPER PASS THROUGH PORTION SHALL HAVE ONE (1) ADJUSTABLE SLIDE OUT/TILT TRAYS APPROXIMATELY 42" DEEP AND SHALL HAVE THE APPROPRIATE DRI-DEK MATERIAL INSIDE THE SLIDE OUT TRAY.		X		
	645	• THE UPPER PASS THROUGH PORTION SHALL HAVE ONE (1) ADJUSTABLE SLIDE OUT TRAY APPROXIMATELY 85" DEEP AND SHALL HAVE THE APPROPRIATE DRI-DEK MATERIAL INSIDE THE SLIDE OUT TRAY. THESE TWO TRAYS SHALL BE PASS THROUGH DESIGN THAT CAN BE OPENED FROM D2 OR P2.		X		
	646	• THE COMPARTMENT SHALL HAVE ONE (1) FLOOR MOUNTED SLIDE OUT TRAY APPROXIMATELY 42" DEEP AND SHALL HAVE THE APPROPRIATE DRI-DEK MATERIAL INSIDE THE SLIDE OUT TRAY. THIS TRAY SHALL PROVIDE FOR STORAGE OF TWO (2) SCBA ON A ZICO SCBA BRACKET AND CREW EQUIPMENT TO INCLUDE TURNOUT HOOKS AND GEAR BAG. THIS SHALL BE MOUNTED AT THE FRAME RAIL HEIGHT AND MAY NEED TO BE A T-SHAPE TOOL BOARD IN ORDER TO ACCOMPLISH THE MOUNTING OF SCBA AND GEAR.		X		
	647	• THE LOWER PORTION OF THE COMPARTMENT SHALL BE MINIMUM 25" DEEP.		X		**26" DEEP**
	648	• THE LOWER PORTION OF THE COMPARTMENT SHALL BE SHALL HAVE ONE (1) FLOOR MOUNTED SLIDE OUT TRAY AND SHALL HAVE THE APPROPRIATE DRI-DEK MATERIAL INSIDE THE SLIDE OUT TRAY.		X		

SPECIFIC COMPARTMENTS - DRIVER'S SIDE (CONTINUED)	649	ALL SLIDE OUT TRAYS SHALL BE ROUGHLY HALF THE WIDTH OF COMPARTMENT D2 WITH A DIVIDER WALL DOWN THE CENTER FOR MOUNTING. SLIDE OUT TRAY'S SHALL BE ADJUSTABLE HEIGHT WITHIN THE COMPARTMENT.		X		
	650	ONE (1) FOUR (4) DRAWER ASSEMBLY SHALL BE PROVIDED AND INSTALLED AS DESCRIBED BELOW:		X		
	651	• RESPOND READY STORAGE			X	C-TECH BRAND
	652	• REFERENCE: OCFA D2 DRAWER SET		X		SEE CLARIFICATIONS
	653	• CONTACT: DALE TRETTEL 612-710-4068		X		
	654	MANUFACTURER PRODUCED DRAWER ASSEMBLY WILL BE CONSIDERED, BUT FINAL APPROVAL TO UTILIZE IN PLACE OF RESPOND READY RESTS WITH THE OCFA.		X		C-TECH BRAND
	655	• DRAWER ASSEMBLY SHALL BE INSTALLED BY THE FIRE APPARATUS MANUFACTURER PER RESPOND READY INSTRUCTIONS.		X		
	656	• THE TOP OF THE DRAWER ASSEMBLY SHALL PROVIDE A SHELF FOR THE MOUNTING OF EQUIPMENT AND AS SUCH SHALL HAVE ONE (1) 3/16” ALUMINUM PLATE PROVIDED.		X		
	657	• EXACT LOCATION OF DRAWER TO BE DECIDED BASED UPON FINAL DESIGN OF COMPARTMENTS.		X		
	658	• THIS COMPARTMENT SHALL PROVIDE LOCATIONS FOR THE CIRCUIT BREAKER PANEL, GENERATOR METER PANEL, SUB FEED BOX, TOOL AIR COMPRESSOR CONTROL PANEL, REMOTE STARTING CONTROLS FOR THE GENERATOR, NIGHT SCAN LIGHT CONTROLLER.		X		
	659	• ELECTRICAL CHARGING SHALL BE PROVIDED FOR THREE (4) 20A/120 FROM THIS COMPARTMENT TO BE WIRED IN WITH THE SHORE POWER AND GENERATOR FOR STORAGE OF EQUIPMENT BATTERIES. PLUGS SHALL BE HOT WHEN PLUGGED INTO SHORE POWER, WHEN THE INVERTER IS RUNNING, AND WHEN THE GENERATOR IS OPERATING. EXCACT LOCATION TBD AT PRE-CONSTRUCTION DEPENEDENT ON COMPARTMENT LAYOUT.		X		
	660	• COMPARTMENT SHALL HAVE ONE (1) 50A 240V RECEPTACLE		X		
	661	• COMPARTMENT SHALL HAVE ONE (1) 20A 120V RECEPTACLE		X		
	662	• COMPARTMENT SHALL HAVE ONE (1) TOMPCO PT40 FEMALE AIR OUTLET WITH 1/4' TURN SHUTOFF. SHALL BE PLUMBED TO THE ONBOARD AIR COMPRESSOR		X		
	663	• D3: THIS COMPARTMENT SHALL BE LOCATED AHEAD OF THE REAR WHEELS WITH ONE (1) DOOR. SHALL BE A ROLLUP DOOR. COMPARMENT EQUIPMENT WEIGHT TO BE RATED AT A MINIMUM OF 2000LBS.		X		
	664	• THE COMPARTMENT SHALL BE AS LARGE AS POSSIBLE, APPROXIMATELY 72" WIDE BY 64" HIGH.		X		72"W x 63"H

SPECIFIC COMPARTMENTS - DRIVER'S SIDE (CONTINUED)	665	• THE UPPER PORTION SHALL HAVE TWO (2) ADJUSTABLE SLIDE OUT TRAY APPROXIMATELY 42" DEEP AND SHALL HAVE THE APPROPRIATE DRI-DEK MATERIAL INSIDE THE SLIDE OUT TRAY. THESE SLIDE OUT TRAY'S MAY NEED TO BE TOOL BOARD SLIDE OUTS. THE SLIDE OUTS WILL PROVIDE MOUNTING FOR EXTRICATION STRUTS.		X		
	666	• THE UPPER PORTION SHALL HAVE TWO (2) ADJUSTABLE SLIDE OUT/TILT DOWN TRAYS APPROXIMATELY 42" DEEP AND SHALL HAVE THE APPROPRIATE DRI-DEK MATERIAL INSIDE THE SLIDE OUT TRAY.		X		
	667	• THE LOWER PORTION SHALL BE AT LEAST 25" DEEP AND HAVE A FLOOR MOUNTED SLIDE OUT TRAY.		X		
	668	COMPARTMENT SHALL PROVIDE STORAGE FOR THE FOLLOWING AIR BAGS:		X		
	669	1 - 21"X21", 1 - 16"X21", 1 - 13"X7", 1 - 16"X42", 1 - 16"X16", 1 - 25"X25", 1 - 11"X11", 1 - 29"X29", 1 - 7"X7", 1 - 37.5"X 38.		X		
	670	● D4: THIS COMPARTMENT SHALL BE OVER THE REAR WHEELS WITH ONE (1) DOOR. SHALL BE A ROLLUP DOOR. COMPARMENT EQUIPMENT WEIGHT TO BE RATED AT A MINIMUM OF 650LBS.		X		
	671	• THE COMPARTMENT SHALL BE AS LARGE AS POSSIBLE, APPROXIMATELY 51.50" WIDE BY 35.25" HIGH BY 24" DEEP		X		55"W x 32"H x 26"D
	672	• THE COMPARTMENT SHALL HAVE ONE (1) ADJUSTABLE SLIDE OUT TRAY APPROXIMATELY 42" DEEP AND SHALL HAVE THE APPROPRIATE DRI-DEK MATERIAL INSIDE THE SLIDE OUT TRAY.		X		
	673	• THE COMPARTMENT SHALL HAVE ONE (1) FLOOR MOUNTED SLIDE OUT TRAY APPROXIMATELY 42" DEEP AND SHALL HAVE THE APPROPRIATE DRI-DEK MATERIAL INSIDE THE SLIDE OUT TRAY.		X		
	674	• THE COMPARTMENT SHALL HAVE A DIVIDER ON THE SIDE OF THE SLIDE OUT TRAYS TO PROVIDE A MOUNTING LOCATION FOR THE TRAYS AND PROVIDE FOR A DIVIDER BETWEEN THE OTHER HALF OF THE COMPARTMENT.		X		
	675	• BOTH THE COMPARTMENT FLOOR AND SHELF SHALL HAVE RED DRI-DECK WITH BEVELED LEADING EDGES (FLOOR) INSTALLED AS APPROPRIATE.		X		
	676	● D5: THERE SHALL BE ONE (1) COMPARTMENT OVER THE REAR WHEELS WITH ONE (1) DOOR. SHALL BE A ROLLUP DOOR. COMPARMENT EQUIPMENT WEIGHT TO BE RATED AT A MINIMUM OF 1000LBS.		X		
	677	• THE COMPARTMENT SHALL BE AS LARGE AS POSSIBLE, APPROXIMATELY 51.50" WIDE BY 35.25" HIGH BY 24" DEEP		X		55"W x 32"H x 26"D
	678	• COMPARTMENT SHALL HAVE ONE (1) TOMPCO PT40 FEMALE AIR OUTLET WITH 1/4' TURN SHUTOFF. SHALL BE PLUMBED TO THE ONBOARD AIR COMPRESSOR.		X		
	679	• COMPARTMENT SHALL HAVE ONE (1) 3/4" FEMALE AIR OUTLET WITH 1/4' TURN SHUTOFF. SHALL BE PLUMBED TO THE ONBOARD AIR COMPRESSOR. CONNECTOR TO BE .38" HANSON MODEL #1100.		X		
	680	• ONE (1) ELECTRIC CORD REEL WITH 200' OF 10/4 YELLOW CORD SHALL BE PROVIDED INSTALLED.		X		

	681	ALL REELS, OUTLETS, AND AIR DISCHARGES SHALL NOT IMPEDE STORAGE IN THIS COMPARTMENT.		X		
SPECIFIC COMPARTMENTS - DRIVER'S SIDE (CONTINUED)	682	POWER WILL BE SUPPLIED TO THIS COMPARTMENT FOR THE INSTALLATION OF TWO (2) STREAMLIGHT 12VOLT HAND LANTERN BASE CHARGER. THERE NEEDS TO BE 3' OF EXTRA WIRE AT THE TERMINATION OF THE POWER SUPPLY.		X		
	683	● D6: THERE SHALL BE ONE (1) COMPARTMENT BEHIND THE REAR WHEELS WITH ONE (1) DOOR. SHALL BE A ROLLUP DOOR. COMPARMENT EQUIPMENT WEIGHT TO BE RATED AT A MINIMUM OF 900LBS.		X		
	684	• A REMOVABLE ACCESS PLATE SHALL BE PROVIDED ON THE REAR-FACING WALL (BEHIND THE TAIL/BRAKE LIGHT ASSEMBLY) FOR COMMUNICATIONS EQUIPMENT INSTALLATION AFTER DELIVERY.		X		
	685	THIS COMPARTMENT SHALL BE AS LARGE AS POSSIBLE, APPROXIMATE DIMENSIONS OF 48" WIDE BY 64" TALL BY 24" DEEP.		X		48"W x 63"H x 26"D
	686	• THE COMPARTMENT SHALL HAVE THREE (3) ADJUSTABLE SLIDE OUT TRAY APPROXIMATELY 22" DEEP AND SHALL HAVE THE APPROPRIATE DRI-DEK MATERIAL INSIDE THE SLIDE OUT TRAY.		X		
	687	• THE UPPER PORTION SHALL HAVE THREE (3) ADJUSTABLE SLIDE OUT/TILT DOWN TRAYS APPROXIMATELY 22" DEEP AND SHALL HAVE THE APPROPRIATE DRI-DEK MATERIAL INSIDE THE SLIDE OUT TRAY.		X		
	688	• THE COMPARTMENT SHALL HAVE TWO (2) FLOOR MOUNTED SLIDE OUT TRAY APPROXIMATELY 22" DEEP AND SHALL HAVE THE APPROPRIATE DRI-DEK MATERIAL INSIDE THE SLIDE OUT TRAY. ONE OF THE TWO SLIDE OUT TRAYS WILL BE UTILIZED TO HOLD OUR "BREAKING" EQUIPMENT AND SHOULD HAVE THE APPROPRIATE BRACKETS TO HOLD THEM UPRIGHT. A TOOL BOARD COULD BE UTILIZED AS AN ALTERNATIVE FOR THE BREAKER STORAGE.		X		
	689	• THE COMPARTMENT SHALL HAVE A DIVIDER ON THE SIDE OF THE SLIDE OUT TRAYS TO PROVIDE A MOUNTING LOCATION FOR THE TRAYS AND PROVIDE FOR A DIVIDER BETWEEN THE OTHER HALF OF THE COMPARTMENT.		X		
	690	• COMPARTMENT SHALL HAVE A LOW PRESSURE AIR REEL WITH 150' OF 1" HOSE WITH A VALVE.		X		
	691	• COMPARTMENT SHALL HAVE A LOW PRESSURE AIR REEL WITH 150' OF 0.38" I.D. HOSE WITH A VALVE.		X		
	692	• COMPARTMENT SHALL HAVE ONE (1) 20A/120V DUPLEX RECEPTACLE		X		
	693	DRIVER SIDE SHALL HAVE A POWERED RETRACTABLE AWNING THE LENGTH OF THE BODY COMPARTMENTS CONTROLLED WITH A SWITCH IN THE OPERATOR'S PANEL. THE AWNING SHALL BE PAINTED TO MATCH THE BODY COLOR. IT SHALL BE A MAJOR MANUFACTUER'S BRAND WITH PARTS READILY AVAILABLE COMMERCIALLY.		X		
SPECIFIC COMPARTMENT - REAR	694	THERE SHALL BE ONE COMPARTMENT AT THE REAR OF THE VEHICLE. WEIGHT TO BE APPORXIMATELY 500 POUNDS.		X		
	695	• THE COMPARTMENT SHALL BE AS LARGE AS POSSIBLE, APPROXIMATELY 40" WIDE BY 74" HIGH.		X		42"W x 63"H
	696	• TWO (2) ADJUSTABLE SHELVES WITH RED DRI-DECK SHALL BE PROVIDED.		X		

	697	• THE COMPARTMENT SHALL HAVE ONE (1) FLOOR MOUNTED SLIDE OUT TRAY APPROXIMATELY 90" DEEP AND SHALL HAVE THE APPROPRIATE DRI-DEK MATERIAL INSIDE THE SLIDE OUT TRAY.		X		
SPECIFIC COMPARTMENT - REAR (CONTINUED)	698	• THE COMPARTMENT FLOOR SHALL HAVE A FULL-SIZE, STAINLESS STEEL OVERLAY INSTALLED.		X		
	699	• THE COMPARTMENT SHALL PROVIDE FOR STOARGE OF 16' LONG LUMBER AND REMAINING LUMBER CACHE.		X		
	700	• LIGHTING SHALL BE PROVIDED TO ILLUMINATE THE STEP AREAS		X		
	701	• LIGHT SHALL BE CONTROLLED BY ONE (1) MANUALLY OPERATED WEATHER-PROOF SWITCH LOCATED ON THE DRIVER SIDE REAR TAILBOARD WITH THE COMMUNICATION JACK. THIS SWITCH SHALL HAVE A LABEL "REAR STEP LIGHTS". THIS SWITCH WILL ILLUMINATE THE REAR STEP LIGHTS WHEN THE HEADLIGHTS ARE OFF AND THE BATTERY SWITCH IS ON. THESE LIGHTS SHALL ALSO ILLUMINATE AUTOMATICALLY WHEN THE HEADLIGHTS ARE ON AND MAXI BRAKE IS SET.		X		
	702	• THE REAR TAILBOARD AREA SHALL HAVE A DEPTH ADEQUATE TO STAND AND ACCESS THE TOP OF THE APPARATUS.		X		12" DEEP
	703	THE TAILBOARD SHALL HAVE A FOLD OUT STAIRCASE TO ALLOW EASY ACCESS TO THE TOPSIDE COMPARTMENTS.		X		
	704	PROVIDE ALTERNATIVE METHODS FOR ACCESSING THE ROOF. (STAIRCASE, LADDER, STEPS, ETC)		X		CAN BE DISCUSSED @ PRE-CON. ACCESS LADDER IS INCLUDED IN PROPOSAL
SPECIFIC COMPARTMENTS - PASSENGER SIDE	705	● P1: THERE SHALL BE ONE (1) COMPARTMENT BETWEEN THE FRONT AND REAR CAB DOORS ABOVE THE FRONT AXLE.		X		
	706	● THE COMPARTMENTS DIMENSIONS SHALL BE APPROXIMATELY 24" HIGH X 22" WIDE X 24" DEEP.		X		26"H x 18.5"W x 23"D
	707	● THE COMPARTMENT WILL BE EXTERNALLY ACCESSIBLE.		X		
	708	● THE COMPARTMENT WILL BE WELDED INTO THE CAB.		X		
	709	● THE COMPARTMENT WILL BE ACCESSED FROM THE OUTSIDE OF THE CAB BY MEANS OF A FORWARDLY HINGED DOOR, WITH A "D" RING HANDLE AND BE KEYED WITH A "1250" LOCK.		X		
	710	● THE DOOR WILL BE A FLUSH STYLE DOOR, THERE WILL BE NO OVERLAP.		X		
	711	● THE INTERIOR OF THE COMPARTMENT WILL BE FINISHED IN MULTI-SPEC #72-47 SCUFF RESISTANT PAINT IN ORDER TO MATCH THE BODY COMPARTMENT INTERIOR.		X		
	712	● STAINLESS STEEL TRIM WILL BE PROVIDED AROUND THE LOWER AND NON-HINGED SIDE PERIMETER OF THE DOOR OPENING.		X		

	713	• P2: THIS COMPARTMENT SHALL BE LOCATED AHEAD OF THE REAR WHEELS WITH ONE (1) DOOR. SHALL BE A ROLLUP DOOR. COMPARMENT EQUIPMENT WEIGHT TO BE RATED AT A MINIMUM OF 850LBS		X		
SPECIFIC COMPARTMENTS - PASSENGER SIDE (CONTINUED)	714	• THE COMPARTMENT SHALL BE AS LARGE AS POSSIBLE, APPROXIMATELY 66" WIDE BY 64" HIGH.		X		66"W x 63"H
	715	• THE UPPER PORTION SHALL BE PASS THROUGH WITH ADJUSTABLE SLIDE TRAYS PROVIDE AS FOLLOWS:		X		
	716	• THE UPPER PASS THROUGH PORTION SHALL HAVE ONE (1) ADJUSTABLE SLIDE OUT TRAY APPROXIMATELY 42" DEEP AND SHALL HAVE THE APPROPRIATE DRI-DEK MATERIAL INSIDE THE SLIDE OUT TRAY.		X		
	717	• THE UPPER PASS THROUGH PORTION SHALL HAVE ONE (1) ADJUSTABLE SLIDE OUT TRAY APPROXIMATELY 85" DEEP AND SHALL HAVE THE APPROPRIATE DRI-DEK MATERIAL INSIDE THE SLIDE OUT TRAY. THIS TRAY SHALL BE PASS THROUGH DESIGN THAT CAN BE OPENED FROM D2 OR P2.		X		
	718	• THE COMPARTMENT SHALL HAVE ONE (1) FLOOR MOUNTED SLIDE OUT TRAY APPROXIMATELY 42" DEEP AND SHALL HAVE THE APPROPRIATE DRI-DEK MATERIAL INSIDE THE SLIDE OUT TRAY. THIS TRAY SHALL PROVIDE FOR STORAGE OF TWO (2) SCBA ON A ZICO SCBA BRACKET AND CREW EQUIPMENT TO INCLUDE TURNOUT HOOKS AND GEAR BAG.		X		
	719	• THE UPPER PASS THROUGH PORTION SHALL HAVE TWO (2) ADJUSTABLE SLIDE OUT/TILT TRAYS APPROXIMATELY 42" DEEP AND SHALL HAVE THE APPROPRIATE DRI-DEK MATERIAL INSIDE THE SLIDE OUT TRAY.		X		
	720	• THE LOWER PORTION OF THE COMPARTMENT SHALL BE MINIMUM 25" DEEP.		X		26" DEEP
	721	• THE LOWER PORTION OF THE COMPARTMENT SHALL BE SHALL HAVE A FLOOR MOUNTED SLIDE OUT TRAY AND SHALL HAVE THE APPROPRIATE DRI-DEK MATERIAL INSIDE THE SLIDE OUT TRAY.		X		
	722	ALL SLIDE OUT TRAYS SHALL BE ROUGHLY HALF THE WIDTH OF COMPARTMENT D2 WITH A DIVIDER WALL DOWN THE CENTER FOR MOUNTING. SLIDE OUT TRAY'S SHALL BE ADJUSTABLE HEIGHT WITHIN THE COMPARTMENT.		X		
	723	• THE COMPARTMENT FLOOR SHALL HAVE RED DRI-DECK WITH BEVELED LEADING EDGES INSTALLED.		X		
	724	• P3: THERE SHALL BE ONE (1) COMPARTMENT AHEAD OF THE REAR WHEELS WITH ONE (1) DOOR. SHALL BE A ROLLUP DOOR. COMPARMENT EQUIPMENT WEIGHT TO BE RATED AT A MINIMUM OF 200LBS.		X		
	725	• THE COMPARTMENT SHALL BE AS LARGE AS POSSIBLE, APPROXIMATELY 72" WIDE BY 64" HIGH.		X		72"W x 63"H
	726	• THE UPPER PORTION SHALL HAVE ONE (1) ADJUSTABLE SLIDE OUT TRAY APPROXIMATELY 42" DEEP AND SHALL HAVE THE APPROPRIATE DRI-DEK MATERIAL INSIDE THE SLIDE OUT TRAY.		X		
	727	• THE UPPER PORTION SHALL HAVE TWO (2) ADJUSTABLE SLIDE OUT/TILT DOWN TRAYS APPROXIMATELY 42" DEEP AND SHALL HAVE THE APPROPRIATE DRI-DEK MATERIAL INSIDE THE SLIDE OUT TRAY.		X		
	728	• THE LOWER PORTION SHALL BE AT LEAST 25" DEEP AND HAVE A FLOOR MOUNTED SLIDE OUT TRAY.		X		

	729	• THE COMPARTMENT FLOOR SHALL HAVE RED DRI-DECK WITH BEVELED LEADING EDGES INSTALLED.		X		
	730	● P4: THIS COMPARTMENT SHALL BE OVER THE REAR WHEELS WITH ONE (1) DOOR. SHALL BE A ROLLUP DOOR. COMPARMENT EQUIPMENT WEIGHT TO BE RATED AT A MINIMUM OF 500LBS.		X		
SPECIFIC COMPARTMENTS - PASSENGER SIDE (CONTINUED)	731	• THE COMPARTMENT SHALL BE AS LARGE AS POSSIBLE, APPROXIMATELY 51.50" WIDE BY 35.25" HIGH BY 24" DEEP		X		**55"W x 32"H x 26"D**
	732	• THE COMPARTMENT SHALL HAVE ONE (1) ADJUSTABLE SLIDE OUT TRAY APPROXIMATELY 42" DEEP AND SHALL HAVE THE APPROPRIATE DRI-DEK MATERIAL INSIDE THE SLIDE OUT TRAY.		X		
	733	• THE COMPARTMENT SHALL HAVE ONE (1) FLOOR MOUNTED SLIDE OUT TRAY APPROXIMATELY 42" DEEP AND SHALL HAVE THE APPROPRIATE DRI-DEK MATERIAL INSIDE THE SLIDE OUT TRAY.		X		
	734	• THE COMPARTMENT SHALL HAVE A DIVIDER ON THE SIDE OF THE SLIDE OUT TRAYS TO PROVIDE A MOUNTING LOCATION FOR THE TRAYS AND PROVIDE FOR A DIVIDER BETWEEN THE OTHER HALF OF THE COMPARTMENT.		X		
	735	• BOTH THE COMPARTMENT FLOOR AND SHELF SHALL HAVE RED DRI-DECK WITH BEVELED LEADING EDGES (FLOOR) INSTALLED AS APPROPRIATE.		X		
	736	● P5: THERE SHALL BE ONE (1) COMPARTMENT OVER THE REAR WHEELS WITH ONE (1) DOOR. SHALL BE A ROLLUP DOOR. COMPARMENT EQUIPMENT WEIGHT TO BE RATED AT A MINIMUM OF 800LBS.		X		
	737	• THE COMPARTMENT SHALL BE AS LARGE AS POSSIBLE, APPROXIMATELY 51.50" WIDE BY 35.25" HIGH BY 24" DEEP		X		**55"W x 32"H x 26"D**
	738	• COMPARTMENT SHALL HAVE ONE (1) TOMPCO PT40 FEMALE AIR OUTLET WITH 1/4' TURN SHUTOFF. SHALL BE PLUMBED TO THE ONBOARD AIR COMPRESSOR.		X		
	739	• COMPARTMENT SHALL HAVE ONE (1) 3/4" FEMALE AIR OUTLET WITH 1/4' TURN SHUTOFF. SHALL BE PLUMBED TO THE ONBOARD AIR COMPRESSOR. CONNECTOR TO BE .38" HANSON MODEL #1100.		X		
	740	• ONE (1) ELECTRIC CORD REEL WITH 200' OF 10/4 YELLOW CORD SHALL BE PROVIDED INSTALLED.		X		
	741	ALL REELS, OUTLETS, AND AIR DISCHARGES SHALL NOT IMPEDE STORAGE IN THIS COMPARTMENT.		X		
	742	● P6: THERE SHALL BE ONE (1) COMPARTMENT BEHIND THE REAR WHEELS WITH ONE (1) DOOR. SHALL BE A ROLLUP DOOR. COMPARMENT EQUIPMENT WEIGHT TO BE RATED AT A MINIMUM OF 850LBS.		X		
	743	• A REMOVABLE ACCESS PLATE SHALL BE PROVIDED ON THE REAR-FACING WALL (BEHIND THE TAIL/BRAKE LIGHT ASSEMBLY) FOR COMMUNICATIONS EQUIPMENT INSTALLATION AFTER DELIVERY.		X		
	744	THIS COMPARTMENT SHALL BE AS LARGE AS POSSIBLE, APPROXIMATE DIMENSIONS OF 48" WIDE BY 64" TALL BY 24" DEEP.		X		**48"W x 63"H x 26"D**

	745	• THE COMPARTMENT SHALL HAVE TWO (2) ADJUSTABLE SLIDE OUT TRAY APPROXIMATELY 22" DEEP AND SHALL HAVE THE APPROPRIATE DRI-DEK MATERIAL INSIDE THE SLIDE OUT TRAY.		X		
	746	• THE UPPER PORTION SHALL HAVE TWO (2) ADJUSTABLE SLIDE OUT/TILT DOWN TRAYS APPROXIMATELY 22" DEEP AND SHALL HAVE THE APPROPRIATE DRI-DEK MATERIAL INSIDE THE SLIDE OUT TRAY.		X		
	747	• COMPARTMENT SHALL HAVE A LOW PRESSURE AIR REEL WITH 150' OF 1" HOSE WITH A VALVE.		X		
SPECIFIC COMPARTMENTS - PASSENGER SIDE (CONTINUED)	748	• COMPARTMENT SHALL HAVE A LOW PRESSURE AIR REEL WITH 150' OF 0.38" I.D. HOSE WITH A VALVE.		X		
	749	• COMPARTMENT SHALL HAVE ONE (1) 20A/120V DUPLEX RECEPTACLE		X		
	750	ALL REELS, OUTLETS, AND AIR DISCHARGES SHALL NOT IMPEDE STORAGE IN THIS COMPARTMENT.		X		
	751	PASSENGER SIDE SHALL HAVE A POWERED RETRACTABLE AWNING THE LENGTH OF THE BODY COMPARTMENTS CONTROLLED WITH A SWITCH IN THE OPERATOR'S PANEL. THE AWNING SHALL BE PAINTED TO MATCH THE BODY COLOR. IT SHALL BE A MAJOR MANUFACTUER'S BRAND WITH PARTS READILY AVAILABLE COMMERCIALLY.		X		
SCBA CYLINDER STORAGE	752	STORAGE FOR SIX (6) 30-MINUTE 4.5 LITER SCBA CYLINDERS AND FOUR (4) 60-MINUTE 4.5LITER SCBA CYLINDERS SHALL BE PROVIDED IN THE BODY WHEEL WELL AREA. THE CYLINDERS WILL BE STORED IN THE TWO COMPARTMENTS DESCRIBED BELOW:		X		
	753	A TRIPLE SCBA STORAGE HINGED DOOR COMPARTMENT WILL BE PROVIDED TO THE REAR OF THE REAR AXLE FENDERETTE.		X		**FORWARD OF REAR AXLES**
	754	A DOUBLE SCBA STORAGE HINGED DOOR COMPARTMENT WILL BE PROVIDED TO THE CENTER OF THE REAR AXLES.		X		
	755	SCBA COMPARTMENT DOORS WILL BE PAINTED JOB COLOR RED AND WILL UTILIZE A THUMB LATCH TO SECURE THEM.		X		
	756	THE INTERIOR OF THE SCBA COMPARTMENTS WILL BE FINISHED IN JOB COLOR RED PAINT AND A RUBBER MATTING FINISH WILL BE PROVIDED ON THE BOTTOM OF THE COMPARTMENTS.		X		
TOP	757	FIVE (5) UPPER BODY ROOF COMPARTMENTS WILL BE PROVIDED ABOVE THE ROLL UP COMPARTMENT DOORS ON THE BODY OF THE VEHICLE.		X		
	758	THE COMPARTMENTS SHALL MAXIMIZE SPACE ON THE UPPER SIDE OF THE BODY AND SHALL EXTEND LONGITUTALLY AS CLOSE TO FULL LENGTH OF THE BODY AS REASONABLE.		X		
	759	THE INTERIOR WIDTH OF THE COMPARTMENTS SHALL BE APPROXIMATELY TWENTY-FOUR (24) INCHES WITH CLEAR OPENING WHEN THE DOOR IS OPEN.		X		
	760	THE DEPTH OF THE COMPARTMENTS SHALL BE APPROXIMATELY TWENTY-FOUR AND A HALF (24.50) INCHES.		X		

COMPARTMENTS	761	FINAL DIMENSIONS TO BE DECIDED UPON BY OCFA AT PRECONSTRUCTION MEETING.		X		
	762	EACH COMPARTMENT SHALL HAVE ACCESS PANELS AT THE BOTTOM OF THE COMPARTMENT FOR ACCESSING THE STRAPS FOR THE DRUMS OF THE ROLL UP DOORS. ONE (1) ACCESS PANEL PER ROLL UP DOOR.		X		
	763	THE COMPARTMENTS WILL HAVE HEAVY DUTY PROXIMITY SWITCHES THAT ARE MECHANICALLY FASTENED AND DISPLAYED ON THE MULTI-PLEX SCREEN WHEN DOOR IS OPEN.		X		
	764	THE COMPARTMENT DOORS WILL BE CONSTRUCTED OF 3/16" ALUMINUM TREADPLATE AND BE HINGED TO THE OUTBOARD SIDE OF THE COMPARTMENT.		X		
TOP COMPARTMENTS (CONTINUED)	765	EACH COMPARTMENT DOOR SHALL HAVE AT LEAST TWO GAS SHOCK STAY OPEN DEVICES INSTALLED TO HOLD THE DOOR IN THE OPEN POSITION WHEN OPENED. THIS COMPARTMENT DOOR SHOULD OPEN TO AN APPROXIMATE 90° ANGLE TO ENABLE MAXIMUM ACCESS TO THE COMPARTMENT. IF ADDITIONAL SAFETY DEVICES ARE DEEMED NECESSARY TO PREVENT FAILURE THEN THE MANUFACTUER SHALL PROVIDE THAT AS WELL.		X		
	766	EACH OF THE FOUR (4) COMPARTMENTS SHALL BE DESIGNED TO PREVENT WATER FROM ENTERING THE COMPARTMENT WHEN IT IS IN THE CLOSED AND LOCKED POSITION.		X		
	767	EACH OF THE FOUR (4) COMPARTMENTS SHALL BE EQUIPPED WITH ONE (1) FULL LENGTH AMDOR “LUMA-BAR” LED STRIP LIGHT IN EACH COMPARTMENT WHICH ACTIVATES WHEN THAT COMPARTMENT DOOR IS OPEN. LIGHT WILL BE ANGLED TO MAXIMIZE THE LIGHT PROVIDED TO THE COMPARTMENT. LIGHTS SHALL BE MECHANICALLY FASTENED. GLUED INSTALLATION WILL NOT BE ACCEPTED.		X		
	768	THE COMPARTMENTS RUNNING ON THE DRIVERS SIDE SHALL BE COMPRISED OF TWO COMPARTMENTS RUNNING FROM THE FRONT OF D1 TO THE BACK OF D6. THE COMPARTMENT SHALL HAVE TWO LIDS DIVIDING THE AREA INTO EQUAL PARTS.		X		
	769	THE COMPARTMENTS RUNNING ON THE CAPTAIN'S SIDE SHALL BE COMPRISED OF TWO COMPARTMENTS RUNNING FROM THE FRONT OF P1 TO THE BACK OF P6. THE COMPARTMNET SHALL HAVE TWO LIDS DIVIDING THE AREA INTO EQUAL PARTS. THIS COMPARTMENT SHALL BE DESIGNED SO AS TO ACCOMODATE ONE (1) DUO-SAFETY 35B 7' TO 14' COMBINATION LADDER.		X		
TOP COMPARTMENTS - FRONT	770	THE TOPSIDE OF THE APPARATUS SHALL HAVE A DUNNAGE STYLE COMPARTMENT WITH LID TOWARDS THE FRONT OF THE VEHICLE TO ACCOMODATE TWO STOKES BASKETS. THIS COMPARTMENT SHALL BE FULL VEHICLE WIDTH AND A MINIMUM OF 24.50" DEEP AND 24.50 WIDE FROM FRONT TO BACK TO ACCOMODATE THE STOKES BASKET WITH A DIVIDER IN THE MIDDLE.		X		
	771	THE OPEN STORAGE AREA (NO COVER) FORWARD OF THE STOKES BASKET STORAGE COMPARTMENT SHALL BE AS LARGE AS POSSIBLE. FLOOR TO BE ALUMINUM DIAMOND PLATE AND BE PROPERLY SUPPORTED TO ACCOMMODATE LOADING OF HEAVY ITEMS. STORAGE AREA NEEDS SUFFICIENT LED LIGHTS TO ILLUMINATE THE AREA WHEN THE PARKING AND/OR HEADLIGHTS ARE TURNED ON. THIS AREA IS INTENDED TO HOUSE THE RECESSED LIGHT MAST, AUXILLARY COOLERS, AND ANY OTHER COMPONENTS ASSOCIATED WITH THE ONBOARD GENERATOR, COMPRESSOR, AND ACCESSORIES THAT NEED TO BE REMOTE MOUNTED.		X		
	772	ONE LIGHT TOWER SHALL BE PROVIDED WITH A MINIMUM OF 6 LIGHT HEADS ON THE TOWER. THE TOWER SHALL HAVE REMOTE OPERATIONAL CAPABILITIES CONTROLLED FROM THE ELECTRICAL COMPARTMENT ON THE DRIVER'S SIDE. IF A WIRELESS OPTION IS AVAILABLE THAT SHALL BE INCLUDED.		X		
	773	LIGHT TOWER TO BE WILL-BURT BRAND WITH SIRION FIXTURES RATED AT 240,000 LUMENS.		X		
	774	THE CENTER WALKWAY SHALL BE MADE AVAILABLE TO STORE LONG LUMBER WITH HINGED COVER OVER THE TOP TO PROVIDE PROTECTION FROM THE ELEMENTS. ANY WATER THAT IS COLLECTED FROM THE TOP OF THE APPARATUS IN THE WALKWAY SHALL DRAIN DIRECTLY TO THE GROUND AND NOT INTO OR THROUGH ANY COMPARTMENTS.		X		
	775	THE TOPSIDE COMPARTMENTS SHALL MAKE USE OF ANY DEAD SPACE THAT IS LOCATED BELOW THEM IN THE TOPSIDE OF COMPARTMENTS OR OTHERWISE UNUSABLE SPACE.		X		

	776	WINCH LOCATIONS - THERE SHALL BE FIVE (5) RECEIVER STYLE MOUNTS INSTALLED ON THE APPARATUS WITH 12 VOLT POWER PLUG ACCESSIBLE TO EACH LOCATION TO OPERATE PORATABLE WINCH. EACH RECEIVER SHALL ALSO BE CAPABLE OF USE AS AN ACHOR WITH A TWO (2) RING STYLE ANCHOR ATTACHMENTS PROVIDED BY MANUFACTURER. IF A FRONT BUMPER MOUNTED WINCH IS NOT PROVIDED THEN THERE SHALL BE ADDITIONAL REMOVABLE MOUNTS AND POWER LOCATED IN THE FRONT OF THE APPARATUS. THE WINCH TO BE POWERED IS A WARN WINCH.		X		**ALL RECEIVERS (REAR & SIDES) ARE RATED AT 9,000 lbs.**
	777	ANCHOR POINTS - THERE SHALL BE SIX (6) HIGH ANCHOR POINTS THAT SHALL BE PROVIDED. THREE (3) LOCATED ON THE DRIVER'S SIDE OVER THE BODY COMPARTMENTS AND THREE (3) LOCATED ON THE OFFICER'S SIDE OVER THE BODY COMPARTMENTS.		X		**3,000 lbs. EACH w/3:1 SAFETY FACTOR**
HANDRAILS - EXTERIOR	778	HANDRAILS SHALL BE A MINIMUM 1¼" IN OUTSIDE DIAMETER, STAINLESS STEEL TUBING WITH A KNURLED FINISH, AND SHALL BE ARRANGED SO AS TO PREVENT SNAGGING OF HOSE OR EQUIPMENT. THE MINIMUM CLEARANCE BETWEEN HANDRAILS AND ANY SURFACE SHALL NOT BE LESS THAN TWO (2) INCHES. HANDRAILS SHALL BE PROVIDED AS REQUIRED BY NFPA RECOMMENDATION AND ALSO AS DESCRIBED BELOW.		X		
	779	• FOUR (4) HANDRAILS SHALL BE PROVIDED, ONE (1) ADJACENT TO EACH CAB DOOR.		X		
HANDRAILS - EXTERIOR (CONTINUED)	780	• TWO (2) HANDRAILS SHALL BE PROVIDED AT THE REAR EDGE OF TOPSIDE COMPARMENTS. THESE RAILS WILL BE USED FOR BOTH ACCESS TO THE TOP OF THE UNIT AND AS HANDLES TO OPEN THE COVER.		X		
	781	• WHEN REQUIRED, ALL CLIMBING AREAS SHALL BE CONFIGURED TO PROVIDE THREE (3) POINTS OF CONTACT AS OUTLINED IN NFPA 1901.		X		
OPERATOR'S PANEL WIRING	782	THE MANUFACTURER SHALL INSTALL ONE (1) ELECTRO VOICE MODEL #EVI-MIS-8C FLUSH MOUNT EXTERNAL PANEL SPEAKER. THE SPEAKER SHALL BE BACK MOUNTED TO A PERFORATED PANEL TO ALLOW THE AUDIO PRODUCED IN THE SPEAKER TO BE HEARD. SHOULD BE MOUNTED IN THE ELECTRICAL PANEL COMPARTMENT. EXACT LOCATION TO BE DETERMINED AT PRE-CONSTRUCTION MEETING.		X		
	783	INSTALL 3 PAIR (6 WIRES TOTAL) OF 16-GAUGE SHIELDER SPEAKER WIRE FROM THE PASSENGER SIDE OVERHEAD PANEL (OFFICER SEATING POSITION) TO THE DRIVER SIDE PUMP PANEL SPEAKER. THREE (3') FEET OF SPARE WIRE SHALL BE PROVIDED AT THE PUMP PANEL END. WIRE SHALL BE CLEARLY LABELED "RADIO SELECTOR SWITCH 1, 2, 3" AT BOTH ENDS. ONE (1) 1/2" HOLE AND TWO (2) 3/8" HOLES SHALL BE PROVIDED IN CLOSE PROXIMITY TO THE SPEAKER FOR SPEAKER COMPONENTS. FINAL LAYOUT AND LABELS TO BE DETERMINED AT THE PRECONSTRUCTION MEETING.		X		
DECALS AND LETTERING	784	THE MANUFACTURER SHALL DECAL AND LETTER THE APPARATUS PER THE DESIGN AND LAYOUTS OF THE ORANGE COUNTY FIRE AUTHORITY (OCFA). THE EXACT LETTERING DESIGN, LOCATIONS, FONTS, AND SIZES WILL BE PROVIDED BY THE OCFA AT THE PRE-CONSTRUCTION MEETING. COMPLETE DECAL AND LETTERING SCHEMATICS WILL BE PROVIDED TO THE MANUFACTURER AT THIS TIME AS WELL. THE OCFA WILL PROVIDE THE MANUFACTURER WITH OCFA LOGOS FOR THE DOORS, ALONG WITH THE CITY SEALS AND US FLAGS FOR THE CAB. ALL MATERIAL MANUFACTURER AND PART NUMBERS WILL BE USED ACCORDING TO OCFA SPECIFICATIONS. ALL DECALS REQUIRING AN OVERLAY WILL BE DONE AS SPECIFIED TO PROVIDE THE APPROPRIATE OUTLINE, NO EXEPTIONS. ANY DECALS PROVIDED THAT ARE SCREEN PRINTED WITH THE BLACK OUTLINE WILL NOT BE ACCEPTED.		X		
	785	VINYL TO BE USED – NO EXCEPTIONS BLACK GLOSS NON-REFLECTIVE – ORACLE 751CG-070 BLACK MATTE NON-REFLECTIVE – ORACLE 751CM-070 WHITE REFLECTIVE NIKKALITE T1500 RED REFLECTIVE NIKKALITE T1502 GOLD REFLECTIVE NIKKALITE GOLD #4 SPECIAL ORDER		X		
	786	FRONT "ORANGE COUNTY" ABOVE THE GRILLE -FONT – TIMES NEW ROMAN BOLD -LETTER HEIGHT 2.25" GOLD REFLECTIVE OVERLAID ON 2.5" BLACK GLOSSY (WILL LEAVE A .125" OUTLINE AROUND THE GOLD) -TOTAL HEIGHT 2.5" X 30.5" LENGTH		X		
	787	FRONT RED REFLECTIVE RECTANGLE ON BUMPER -8.25" H X 19" W - RECTANGLE SHALL HAVE A .5" RADIUS ON THE CORNERS.		X		
	788	FRONT UNIT IDENTIFIER -FONT – GOTHIC725 BLK BT -LETTER HEIGHT 6.75" WHITE REFLECTIVE OVERLAID ON 7" BLACK GLOSSY (WILL LEAVE A .125" OUTLINE AROUND THE GOLD) -TOTAL DIMENSIONS NOT TO EXCEED 7"H X 18"W		X		

	789	ENGINEER/CAPTAIN DOORS ARCHED “ORANGE COUNTY” FONT – GOTHIC725 BLK BT LETTER HEIGHT 1.6” GOLD REFLECTIVE OVERLAID ON 1.725” BLACK GLOSSY (WILL LEAVE A .125 OUTLINE AROUND THE GOLD) ARCH IS BASED OFF OF AN 11.5” RADIUS TOTAL WIDTH OF ARCH NOT TO EXCEED 18.75		X		
	790	"F I R E” BELOW THE OCFA LOGO SEAL FONT – GOTHIC725 BLK BT LETTER HEIGHT 2.25” GOLD REFLECTIVE OVERLAID ON 2.5” BLACK GLOSSY (WILL LEAVE A .125” OUTLINE AROUND THE GOLD) TOTAL SIZE 2.5” H X 8.0” W		X		
	791	-“PROUDLY SERVING THE CITIZENS OF” • FONT – BRUSH SCRIPT BT WITH WELDED LETTERS • LETTER HEIGHT 1.3” RED REFLECTIVE • TOTAL SIZE 1.77”H X 22” W		X		
DECALS AND LETTERING (CONTINUED)	792	THE CITY NAME BELOW THE “PROUDLY SERVING...” • FONT - GOTHIC725 BLK BT • LETTER HEIGHT 1.75” GOLD REFLECTIVE OVERLAID ON 2.0” BLACK GLOSSY (WILL LEAVE A .125” OUTLINE AROUND THE GOLD) • TOTAL SIZE 2.0” X MAX LENGTH OF 24” (DEPENDING ON THE CITY NAME)		X		
	793	FIREFIGHTER DOORS:		X		
	794	“ORC” • FONT – GOTHIC725 BLK BT • LETTER HEIGHT 3” WHITE REFLECTIVE OVERLAID ON 3.25” BLACK GLOSSY (WILL LEAVE A .125” OUTLINE AROUND THE GOLD) • TOTAL HEIGHT 3.25” WITH OUTLINE		X		
	795	UNIT IDENTIFIER • FONT – GOTHIC725 BLK BT • LETTER HEIGHT 6.75” WHITE REFLECTIVE OVERLAID ON 3.25” BLACK GLOSSY (WILL LEAVE A .125” OUTLINE AROUND THE GOLD) • TOTAL HEIGHT 7” H X MAX 20” W (DEPENDING ON UNIT ASSIGNMENT)		X		
	796	REAR UNIT IDENTIFIER:		X		
	797	“ORC” • FONT – GOTHIC725 BLK BT • LETTER HEIGHT 2.75” WHITE REFLECTIVE OVERLAID ON 3.0” BLACK GLOSSY (WILL LEAVE A .125” OUTLINE AROUND THE GOLD) • TOTAL HEIGHT 3.0” WITH OUTLINE		X		
	798	UNIT IDENTIFIER • FONT – GOTHIC725 BLK BT • LETTER HEIGHT 5.5” WHITE REFLECTIVE OVERLAID ON 5.75” BLACK GLOSSY (WILL LEAVE A .125” OUTLINE AROUND THE GOLD) • TOTAL LETTER HEIGHT 5.75” H X MAX 18” VERTICAL (DEPENDING ON UNIT ASSIGNMENT)		X		
	799	ROOF NUMBER:		X		
	800	VERTICAL “ORC” • FONT – GOTHIC 725BLK BT • LETTER HEIGHT 5.575” BLACK MATTE NON-REFLECTIVE • MAX DIMENSIONS 8.725” X 18” VERTICALLY		X		
	801	UNIT IDENTIFIER • FONT – MACHINE BT • LETTER HEIGHT 18” BLACK MATTE NON-REFLECTIVE		X		
	802	VERTICAL ORC AND UNIT ID SHALL FIT THE ALLOTTED SPACE PROVIDED ON THE CAB ROOF.		X		

	803	UPPER SIDES OF BODY:		X		
	804	A HORIZONTAL "ORANGE COUNTY FIRE" OF SIZE AND FONT TO BE DETERMINED AT PRECONSTRUCTION. THE DECAL WILL FIT IN BETWEEN THE TWO RED LEDS ON THE UPPER ZONE B AND D SIDES.		X		
MISC. LOOSE EQUIPMENT	805	ONE (1) SETCOM INTERCOM SYSTEM (PER UNIT) **(QUOTE 932663)** TO BE SHIPPED DIRECTLY TO OCFA COMMUNICATION SERVICES.		X		
	806	WHEEL CHOCKS: THERE WILL BE ONE (1) PAIR OF FOLDING ZIAMATIC SAC-44-E, ALUMINUM ALLOY, QUICK-CHOC WHEEL BLOCKS, WITH EASY-GRIP HANDLE PROVIDED.		X		
MISC. LOOSE EQUIPMENT (CONTINUED)	807	WHEEL CHOCK BRACKETS: THERE WILL BE ONE (1) PAIR OF ZIAMATIC SQCH-44-H STYLE HORIZONTAL MOUNTING WHEEL CHOCK BRACKETS PROVIDED FOR THE ZIAMATIC SAC-44-E FOLDING WHEEL CHOCKS. THE BRACKETS WILL BE MADE OF ALUMINUM AND CONSIST OF A QUICK RELEASE SPRING LOADED ROD TO HOLD THE WHEEL CHOCKS IN PLACE. THE BRACKETS WILL BE MOUNTED DRIVER'S UNDER FRONT BODY.		X		
	808	A FLAGSPRING 52" FLEXIBLE FLAG POLE AND MOUNT MODEL #PB-52 WILL BE MOUNTED IN THE OPEN STORAGE AREA. THE MOUNT WILL BE MOUNTED TO THE REAR SIDE OF THE STORAGE AREA CENTERED IN THE MIDDLE OF THE APPARATUS. FLAG POLE AVAILABLE FROM FLAGSPRING.COM OR 714-728-3690.		X		

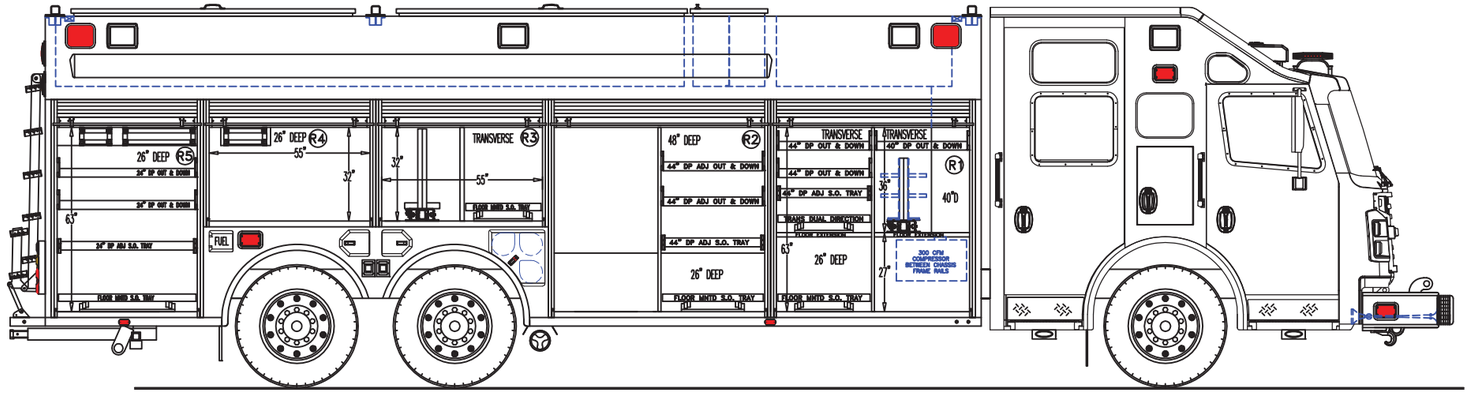



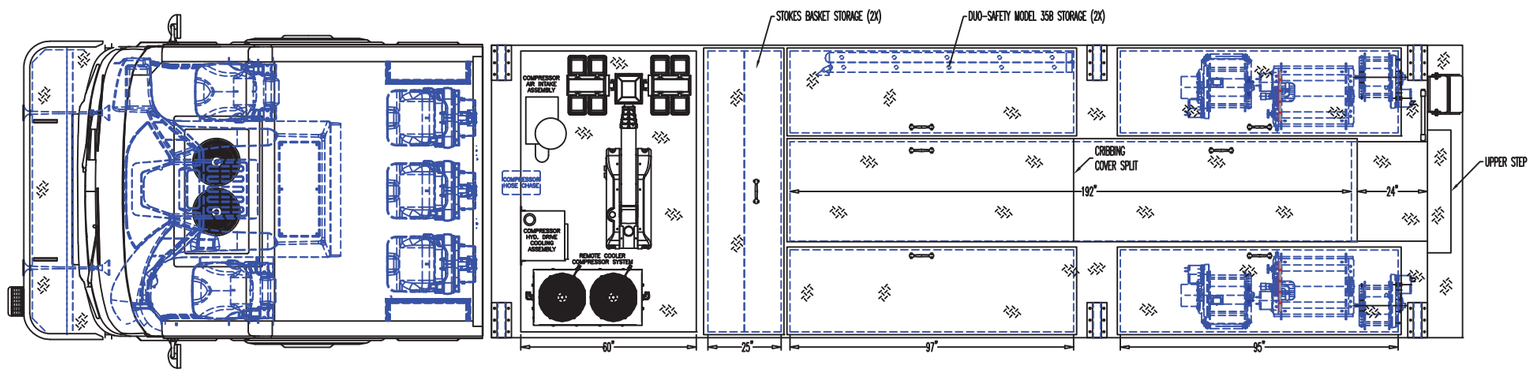

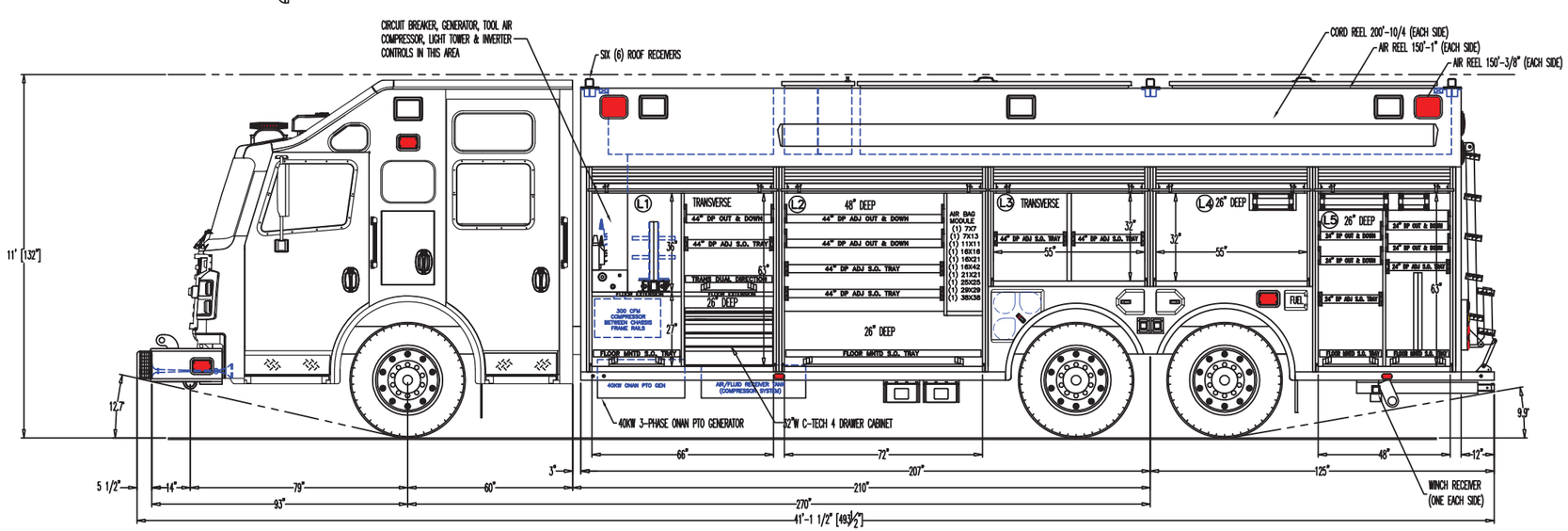

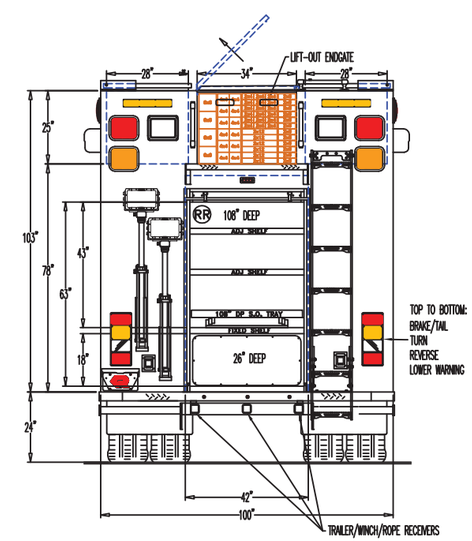

NOTES:
1. OVERALL HEIGHT IS IN LOADED CONDITION. UNLOADED HEIGHTS MAY BE 4" ABOVE HEIGHTS SHOWN.
2. DO NOT SCALE DRAWING.
3. ALL DIMENSIONS ARE APPROXIMATE AND SUBJECT TO ENGINEERING CHANGES.
4. DRAWING MAY OR MAY NOT SHOW ALL ITEMS AS DESCRIBED IN THE WRITTEN DETAIL SPECIFICATIONS.
5. INCLUSION OF AN ITEM ON THE DRAWING DOES NOT CONSTITUTE INCLUSION OF THAT ITEM WITH THE FINAL DELIVERED UNIT.

REVISED: –	DATE: –
REVISED: RJR	DATE: 09-09-2020 (DIMS INCORRECT)
REVISED: RJR	DATE: 09-03-2020 (CMPT PROVISIONS)
DRAWN: RJR	DATE: 08-24-2020 (P4518-07)

PROPRIETARY AND CONFIDENTIAL
THE INFORMATION CONTAINED IN THIS DRAWING IS THE SOLE PROPERTY OF ROSENBAUER. ANY REPRODUCTION IN PART OR AS A WHOLE WITHOUT THE WRITTEN PERMISSION OF ROSENBAUER IS PROHIBITED.

APPROVED BY:

MAXIMUM HEIGHT	N/A
MAXIMUM LENGTH	N/A
BODY WIDTH	100"

CHASSIS:	ROSENBAUER R7024
PUMP:	N/A
TANK:	N/A
TYPE:	HEAVY DUTY RESCUE
AERIAL:	N/A

PROPOSAL
ORANGE COUNTY FIRE AUTHORITY

rosenbauer

ROSENBAUER EXT

JOB NUMBER	DRAWING NUMBER	REV
–	P7775	03

Clarifications and Exceptions

Orange County Fire Authority
RFP JA2440
Heavy Rescue Vehicle

Rosenbauer Minnesota, LLC is pleased to offer our custom Commander Walk Around Rescue to meet the intent of the above published bid specifications. The enclosed proposal package of specifications and drawings represent a complete apparatus that meets the intent of the detailed specifications as published by the Fire Authority. There are minor differences in manufacturing methods as all builders use their own engineered system of fabrication that have been tried and proven over the years.

Please take time to review the submitted information, specifications and drawing. You will find that the enclosed proposal has been assembled to meet and in many areas exceed the published specifications.

Item 8, approach angle; in order to meet all design requirements in the published specification, the proposed apparatus will have an approach angle of 12.7°

Item 9, departure angle; in order to meet all design requirements in the published specification, the proposed apparatus will have a departure angle of 9.9°

Item 42, Donaldson air filter; the standard Rosenbauer canister type, dry-paper filter which has been approved by Cummins will be provided.

Item 52, Radiator; an aluminum tube and fin style radiator that has been tested and approved by Cummins will be provided.

Item 55, Coolant recovery tank; a surge-tank that is integrated into the radiator will be provided in place of a coolant recovery tank.

Item 69, Gates Mega-Tech fuel lines; fuel lines with an abrasion-resistant braided wire-braided outer cover will be provided.

Item 72, fuel primer; a fuel system re-prime pump will not be provided. The Cummins X15 fuel system can be primed by cycling the ignition switch on/off until priming is completed.

Item 83, Soundwaves exhaust wrap; the standard Rosenbauer exhaust wrap will be provided.

Item 124, Steering; a TRW steering system will be provided.

Item 135, Class 1 Multi-Plex system and Ultra-View screens; the proposed apparatus will be provided with a Weldon V-MUX multi-plex system including driver and officer "VISTA" screens.

Item 297/298/299, Upper Zone A warning lights; due to the design of the Rosenbauer raised roof cab, the specified lightbar configuration is not possible. A forward facing, Code 3 model 2780MATRIXD (80" wide) lightbar with the OCFA configuration will be provided on the proposed apparatus.

Item 356, Forward facing rear seat base; due to required seat "pull-testing" requirements, the specified under seat compartment cannot be provided with the requested dimensions. The seat base for the forward facing rear cab seats will be 12"H x 20"D

Item 366/367/368/369/370, Dyna-Mat insulation; the standard Rosenbauer sound and thermal insulation package will be provided.

Item 382, Cab door interior panels; single-piece, stainless steel interior door panels will be provided.

Item 441, Fuel re-prime switch; will not be provided (see item # 72 above)

Item 459, Floor-mounted brake and accelerator pedals; the brake and accelerator pedals on the proposed apparatus are now of the suspended design and not floor mounted.

Item 505, cab lift-rings; the specified cab lift-rings on the outer rear cab wall will not be provided. Our standard cab-tilt angle provides sufficient space for radiator or engine removal without exceeding the limits of the cab lift cylinders. Additionally, the radiator is of the "down and out" mounting design.

Item 531, Fluid level check; provisions for checking vehicle fluid levels is provided through the front grill area without having to tilt the cab.

Item 534, Fashioned insulation blanket; the standard Rosenbauer thermal and sound insulation package will be provided.

Item 616, Removable roll-up door protection shields; these are not required with the design of the Rosenbauer EXT body as the door mechanism is within a separate area above the side compartments. Access for repairs can be made through the upper (coffin) compartments.

Item 627, Dri-Deck matting; the Rosenbauer proposal references "Turtle Tile" throughout but will be replaced with red Dri-Deck matting as specified by the OCFA during the build process.

Item 651, Respond Ready Storage; a C-Tech brand storage drawer system will be provided. The proposed drawer set will have 3", 5", 5" & 7" drawers (from top to bottom)

Optional Item Information
RFP JA2440
Heavy Rescue Vehicle

The following cost information is provided as requested in specification 20-55-1 as options to the published specification.

1. Item #509, Full 360° Degree View Camera System
    a. Cost; $2,700
    b. Description;

        FRC Inview 360° Camera System; The InView 360™ provides the driver with split screen views. The bird's-eye view is always visible providing a 360 view around the apparatus. This unique view allows the operator to see pedestrians and obstacles in close proximity to the apparatus. The second view on the display switches between front/left/right/rear views depending on the operational conditions. The system is networked between the turn signals, and vehicle reverse so the screen automatically switches to left, right, and rear viewing when turning or backing up.

2. Item #615, Electric Locking Door Mechanism on all roll-up doors
    a. Cost; $1,300 per door. **The proposed unit has nine (9) roll-up doors for a total cost of $11,700**
    b. Description;

        POWER DOOR LOCKS; roll-up doors to include power locking system that includes manual door and lock override, electronic current protection, multi-switch capability and linear-actuated locks. There shall be a lock on each body compartment roll-up door. The lock may be located in either the left or right side door track depending on the particular installation.

3. Five year extended warranty
    a. Cost; $25, 817
    b. Description;

Rosenbauer five (5) year extended warranty; details of the coverage are the same as the proposed one (1) year warranty (description below) but will be extended for an additional four (4) years for a total of five years.

We warrant each new motorized fire apparatus manufactured by ROSENBAUER AMERICA, LLC for a period of ONE YEAR from the date of delivery, except for other components noted herein.

Under this warranty we agree to furnish any parts to replace those that have failed due to defective material or workmanship where there is no indication of abuse, neglect, unusual or other than normal service providing that such parts are, at the option of ROSENBAUER AMERICA, LLC, made available for our inspection at our request, returned to our factory or other location designated by us with transportation prepaid within thirty days after the date of failure or within one year from the date of delivery of the apparatus to the original purchaser, whichever occurs first, and inspection indicates the failure was attributed to defective material or workmanship.

The warranty on the chassis and chassis supplied components, storage batteries, generators, electrical lamps and other devices subject to deterioration is limited to the warranty of the manufacturer thereof and adjustments for the same are to be made directly with the manufacturer by the customer.

This warranty will not apply to any fire apparatus that has been repaired or altered outside our factory in any way, which in our opinion might affect its stability or reliability.

This warranty shall not apply to those items that are usually considered normal maintenance and upkeep services: including, but not limited to, normal lubrication or proper adjustment of minor auxiliary pumps or reels.

This warranty is in lieu of all other warranties, expressed or implied, and all other obligations or liabilities on our part. We neither assume nor authorize any person to assume for us any liability in connection with the sales of our apparatus unless made in writing by ROSENBAUER AMERICA, LLC.

Note: Costs indicated above DO NOT include sales tax and have NOT been included in the cost of the proposed apparatus.

Rosenbauer Minnesota, LLC

DEPARTMENT: **Orange County Fire Authority, CA**

Vertical Center of Gravity

	Height (Inches)	Bottom From Frame Rails (Inches)	CG Above Frame (Inches)
Tank & Water	0	5	0.00
Hose	0	86.5	86.50
Pump	20	0	10.00
Body	103	-16.5	29.85
Ladders	0	0	0.00
Chassis	NA	NA	1.00
Personnel	52	6	32.00
NFPA Equipment	60	-14.5	15.50
Misc. Equipment	NA	NA	30.04
Aerial	NA	NA	0.00

Combined CG Above Frame		**14.45**
Frame Rail Height		41.00
CG Above Ground		**55.45**
Track Width	72.00	
CG % of Track Width		**77.01%**

(Per NFPA 1901 this must be less than 80% or have ESC.)

Rosenbauer Minnesota, LLC

DEPARTMENT: **Orange County Fire Authority, CA**

Wheel Base	270
C A	210
Cab to Pump Compartment	3
Pump Compartment	0
Tank Length Lower	0
Tank Length Upper	0
Body Length	320
Tank Capacity	0
Aerial Size	No Aerial

Percent of Weight to Front Axle		
Water	Body	Pump
#DIV/0!	16.67%	0.00%
	Aerial	Hose Bed
	0.00%	-41.85%

	TOTAL WT	FRONT WT	REAR WT
Water	0	0	0
Body	12323	2054	10269
Pump	0	0	0
Aerial	0	0	0
SUB TOTAL	**12323**	**2054**	**10269**
Chassis	24791	16225	8565
SUB TOTAL	**37113**	**18279**	**18834**
NFPA Equipment Load	12000	1419	10581
NFPA Personnel Load	2000	1846	154
Hose Load	0	0	0
Ground Ladders	0	0	0
Miscellaneous Equipment	6141	1735	4406
TOTAL	**57,254**	**23,280**	**33,975**
GAWR	**72,000**	**24,000**	**48,000**
% Load		**97.0%**	**70.8%**
% Distribution		**40.66%**	**59.34%**
Recommended GAWR		**24,000**	**48,000**

NOTE: Weights shown are approximate. Chassis weights MUST BE VERIFIED by the DEALER.
Dealer will be responsible for confirming that the axles are adequate for the proposed apparatus.

Turning Radius Summary Orange County Rescue Commander (Inches)

Truck Model	Front Axle	Rating Lbs.	Spring Type	Wheelbase Inches	Front Tire	Wheel Inset Inches	Inside Cramp Angle	Outside Cramp Angle	Average Cramp Angle	Turning Radius Inches	Curb to Curb Radius Inches	Wall to Wall Radius Inches
Commander	Hendrickson SteerTek	24K	Parabolic	272	425	4.68	43°	36.4°	39.7°	463.3	471.5	526.6

Turning Radius Summary Orange County Rescue Commander (Feet)

Truck Model	Front Axle	Rating Lbs.	Spring Type	Wheelbase Inches	Front Tire	Wheel Inset Inches	Inside Cramp Angle	Outside Cramp Angle	Average Cramp Angle	Turning Radius Feet	Curb to Curb Radius Feet	Wall to Wall Radius Feet
Commander	Hendrickson SteerTek	24K	Parabolic	272	425	4.68	43°	36.4°	39.7°	38.6	39.3	43.9

TURNING RADIUS CALCULATIONS BASED ON AVERAGE OF INNER AND OUTER FRONT WHEEL CRAMP ANGLES

INPUT DESCRIPTION	INPUT VALUE	UNITS
VIN	Orange County Rescue	
WHEELBASE	272	INCHES
FRONT AXLE	SteerTek 24K	
FRONT AXLE KPI	70.87	INCHES
FRONT AXLE TRACK	95.01	INCHES
FRONT TIRE	GY G296 MSA 425/65R22.5	
FRONT TIRE OVERALL WIDTH	16.3	INCHES
FRONT WHEEL	Alcoa 12.25 X 22.5 Al	
FRONT WHEEL INSET	4.68	INCHES
FRONT AXLE TO FRONT OF GRILL	79.37	INCHES
FRONT BUMPER LENGTH	20	INCHES
FRONT BUMPER WIDTH	102	INCHES
FRONT BUMPER CORNER RADIUS (R) OR CHAMFER (C)?	R	
FRONT BUMPER CORNER RADIUS	9	INCHES
LEFT TURN CRAMP INSIDE ANGLE	43	DEGREES
LEFT TURN CRAMP OUTSIDE ANGLE	36.41	DEGREES
RIGHT TURN CRAMP INSIDE ANGLE	43	DEGREES
RIGHT TURN CRAMP OUTSIDE ANGLE	36.41	DEGREES

OUTPUT DESCRIPTION	OUTPUT VALUE	UNITS		UNITS
TURNING RADIUS LEFT	463.3	INCHES	38.6	FEET
TURNING RADIUS RIGHT	463.3	INCHES	38.6	FEET
CURB-TO-CURB RADIUS LEFT	471.5	INCHES	39.3	FEET
CURB-TO-CURB RADIUS RIGHT	471.5	INCHES	39.3	FEET
WALL-TO-WALL RADIUS LEFT	526.6	INCHES	43.9	FEET
WALL-TO-WALL RADIUS RIGHT	526.6	INCHES	43.9	FEET

OUTPUT DESCRIPTION	OUTPUT VALUE	UNITS		UNITS
AVERAGE TIRE TURNING ANGLE LEFT	39.7	DEGREES		
AVERAGE TIRE TURNING ANGLE RIGHT	39.7	DEGREES		
AVERAGE REAR AXLE TURNING RADIUS LEFT	327.6	INCHES	27.3	FEET
AVERAGE REAR AXLE TURNING RADIUS RIGHT	327.6	INCHES	27.3	FEET
OUTSIDE REAR AXLE TURNING RADIUS LEFT	378.6	INCHES	31.5	FEET
OUTSIDE REAR AXLE TURNING RADIUS RIGHT	378.6	INCHES	31.5	FEET
INSIDE REAR AXLE TURNING RADIUS LEFT	276.6	INCHES	23.0	FEET
INSIDE REAR AXLE TURNING RADIUS RIGHT	276.6	INCHES	23.0	FEET

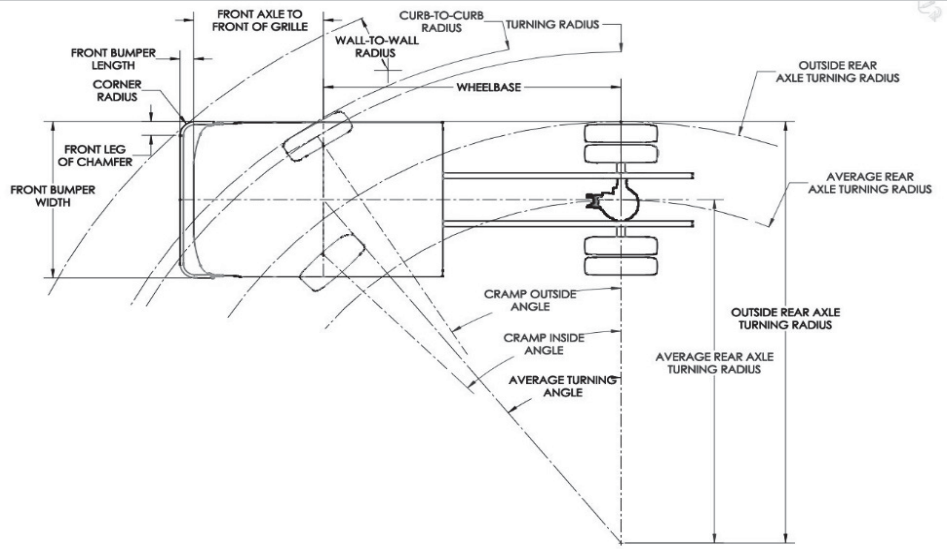

Rosenbauer Motors v. 10282015mjb

TURNING RADIUS CALCULATIONS BASED ON AVERAGE OF INNER AND OUTER FRONT WHEEL CRAMP ANGLES

INPUT DESCRIPTION	INPUT VALUE	UNITS
VIN	IFS 205 WB 48° Cramp	
WHEELBASE	205	INCHES
FRONT AXLE	IFS20	
FRONT AXLE KPI	71.48	INCHES
FRONT AXLE TRACK	95.38	INCHES
FRONT TIRE	XZY3 425/65R22.5	
FRONT TIRE OVERALL WIDTH	16.6	INCHES
FRONT WHEEL	Accuride 12.25 X 22.5 Al	
FRONT WHEEL INSET	4.75	INCHES
FRONT AXLE TO FRONT OF GRILL	79.37	INCHES
FRONT BUMPER LENGTH	18	INCHES
FRONT BUMPER WIDTH	102	INCHES
FRONT BUMPER CORNER RADIUS (R) OR CHAMFER (C)?	R	
FRONT BUMPER CORNER RADIUS	9	INCHES
LEFT TURN CRAMP INSIDE ANGLE	48	DEGREES
LEFT TURN CRAMP OUTSIDE ANGLE	38.9	DEGREES
RIGHT TURN CRAMP INSIDE ANGLE	48	DEGREES
RIGHT TURN CRAMP OUTSIDE ANGLE	38.9	DEGREES

OUTPUT DESCRIPTION	OUTPUT VALUE	UNITS		UNITS
AVERAGE TIRE TURNING ANGLE LEFT	43.5	DEGREES		
AVERAGE TIRE TURNING ANGLE RIGHT	43.5	DEGREES		
AVERAGE REAR AXLE TURNING RADIUS LEFT	216.4	INCHES	18.0	FEET
AVERAGE REAR AXLE TURNING RADIUS RIGHT	216.4	INCHES	18.0	FEET
OUTSIDE REAR AXLE TURNING RADIUS LEFT	267.4	INCHES	22.3	FEET
OUTSIDE REAR AXLE TURNING RADIUS RIGHT	267.4	INCHES	22.3	FEET
INSIDE REAR AXLE TURNING RADIUS LEFT	165.4	INCHES	13.8	FEET
INSIDE REAR AXLE TURNING RADIUS RIGHT	165.4	INCHES	13.8	FEET

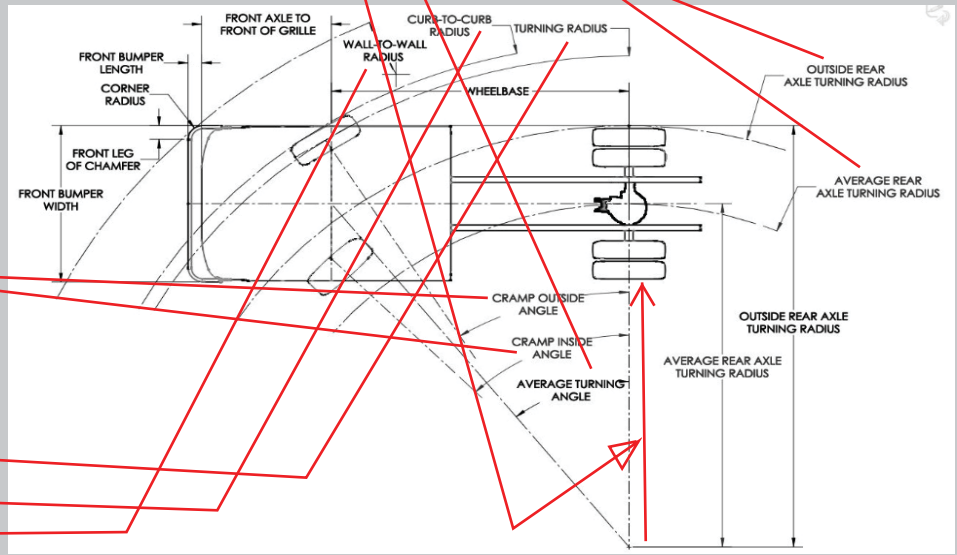

OUTPUT DESCRIPTION	OUTPUT VALUE	UNITS		UNITS
TURNING RADIUS LEFT	334.3	INCHES	27.9	FEET
TURNING RADIUS RIGHT	334.3	INCHES	27.9	FEET
CURB-TO-CURB RADIUS LEFT	342.6	INCHES	28.6	FEET
CURB-TO-CURB RADIUS RIGHT	342.6	INCHES	28.6	FEET
WALL-TO-WALL RADIUS LEFT	399.9	INCHES	33.3	FEET
WALL-TO-WALL RADIUS RIGHT	399.9	INCHES	33.3	FEET

Rosenbauer Motors v. 10282015mjb

DEFINITIONS

Wall-to-Wall: Half the minimum distance between two parallel walls that the truck can just make a full circle within. The outside corner of the bumper would just be grazing the walls. The front axle to grille, grille to front of bumper, width of bumper, radius or chamfer on bumper corners, and, of course wheelbase, cramp angle and track all influence this number.

Curb-to-Curb: Half the minimum distance between two parallel curbs that the truck can just make a full circle within. The outside of the outer front tire would just be grazing the curbs. The bumper would be overhanging beyond the curbs. Wheelbase, cramp angle and track all influence this number.

Turning Radius: The radius followed by the centerline of the outside tire.

Outside Rear Turning Radius: The radius of the curve formed by the outermost portion of the outside single or dual tire(s).

Inside Rear Turning Radius: The radius of the curve formed by the innermost portion of the inside single or dual tire(s). It represents the smallest radius island curb the rear tires just clear when turned all the way to the stop.

Cramp Angle: The number of degrees the front wheel end turns from straight ahead to either full left or full right before hitting the axle steering stop. Angle is as viewed from above.

Wheelbase: Dimension from the center of the front axle to the center of the rear axle or to the center of the rear tandem or tridem group.

Track (Track Width): Center of tire to center of tire left to right. For duals, the track is the dimension from the plane at the mounting surface between the two wheels on one side to the same on the other side.

Inset (front wheel or inner wheel of a dual assembly): The distance between the center of the tire/rim to the mounting face of the wheel (inner part of the wheel center).

Front Axle KPI: Kingpin Intersection—distance between the intersection of the kingpin axis and the wheel spindle axis from left to right. To get the track width, add the Front Axle KPI to the dimension between the KPI point and the mounting face of the hub for each wheel end minus the wheel inset for each wheel.

KPI: Kingpin Inclination. Angle of the steering pivot at the wheel end with a vertical plane parallel to the center of the chassis. Not used for the turning radius calculation.

NPower

Date: July 23, 2012

Dan Van Alten
Chief Engineer
Rosenbauer Motors
5181 260th Street
Wyoming, MN 55092

Subject: Rosenbauer Motors Approved Installer of Cummins Engines

To Whom It May Concern:

Rosenbauer Motors and Cummins NPower work closely together to provide the end customer a quality installation. Interfaces, requirements and recommendations are reviewed using the Cummins IQA process and the OEM design/test process.

As such, Cummins and Cummins NPower view Rosenbauer Motors as a competent engine installer and are therefore approved to install both EPA compliant as well as non-emissionized export engines into their equipment.

If you have any questions or I can be of any other assistance, please do not hesitate to let me know.

Sincerely,

Ryan C. Lewellen
OEM Account Executive
Cummins NPower, LLC

Cummins NPower LLC
1600 Buerkle Road
White Bear Lake, MN 55110
Phone 651 636 1000
www.npower.cummins.com

DISPLAY CONSPICUOUSLY AT PLACE OF BUSINESS FOR WHICH ISSUED

CALIFORNIA DEPARTMENT OF TAX AND FEE ADMINISTRATION

CERTIFICATE OF REGISTRATION - USE TAX

January 1, 2020

ACCOUNT NUMBER

100687810

Office of Control:
Out-of-State / Chicago

ROSENBAUER MINNESOTA, LLC
5181 260TH ST
WYOMING MN 55092-8018

IS REGISTERED WITH THE CALIFORNIA DEPARTMENT OF TAX AND FEE ADMINISTRATION AND IS AUTHORIZED TO COLLECT STATE AND LOCAL USE TAXES REQUIRED TO BE COLLECTED UNDER PARTS 1 AND 1.5 OF THE CALIFORNIA REVENUE AND TAXATION CODE, AND TO FURNISH RECEIPTS THEREFOR. FURTHER, THE SAME AUTHORITY EXTENDS TO SELLERS, WITH RESPECT TO COLLECTION OF TRANSIT DISTRICT USE TAXES UNDER PART 1.6 OF THE CALIFORNIA REVENUE AND TAXATION CODE, WHO ARE ENGAGED IN BUSINESS IN A TRANSIT DISTRICT IMPOSING TRANSIT DISTRICT USE TAXES, OR WHO, IF NOT ENGAGED IN BUSINESS IN A TRANSIT DISTRICT, HAVE BEEN AUTHORIZED TO COLLECT TRANSIT DISTRICT USE TAXES.

For general tax questions, please call our Customer Service Center at 1-800-400-7115 (TTY:711).
For information on your rights, contact the Taxpayers' Rights Advocate Office at 1-888-324-2798 or 1-916-324-2798.

CDTFA-442-U REV. 13 (5-18)

A MESSAGE TO OUR NEW CERTIFICATE HOLDER

As a certificate holder, you have rights and responsibilities under the Sales and Use Tax Law. In order to assist you in your endeavor and to better understand the law, we offer the following sources of help:

- Visiting our website at *www.cdtfa.ca.gov*
- Visiting an office
- Attending a Basic Sales and Use Tax Law class offered at one of our offices
- Sending your questions in writing to any one of our offices
- Calling our toll-free Customer Service Center at 1-800-400-7115 (TTY:711)

If you become a seller, you need to notify the CDTFA to secure a seller's permit. As a seller, you have the right to issue resale certificates for merchandise that you intend to resell. You also have the responsibility of not misusing resale certificates. While the sales tax is imposed upon the retailer,

- You have the right to seek reimbursement of the tax from your customer
- You are responsible for filing and paying your sales and use tax returns timely
- You have the right to be treated in a fair and equitable manner by the employees of the California Department of Tax and Fee Administration (CDTFA)
- You are responsible for following the regulations set forth by the CDTFA

As a certificate holder or a seller, you are expected to maintain the normal books and records of a prudent businessperson. You are required to maintain these books and records for no less than four years, and make them available for inspection by a CDTFA representative when requested. You are also expected to notify us if you are buying, selling, adding a location, or discontinuing your business, adding or dropping a partner, officer, or member, or when you are moving any or all of your business locations. If it becomes necessary to surrender this permit, you should only do so by mailing it to a CDTFA office, or giving it to a CDTFA representative.

If you would like to know more about your rights as a taxpayer, or if you are unable to resolve an issue with CDTFA, please contact the Taxpayers' Rights Advocate Office for help by calling toll-free, 1-888-324-2798 or 1-916-324-2798. Their fax number is 1-916-323-3319.

Please post this permit at the address for which it was issued and at a location visible to your customers.

California Department of Tax and Fee Administration

Business Tax and Fee Division

Application Report Bundle

iSCAAN

111307 (538-A218699-1 / Iteration 1) Final

US Units | SI Units

APPLICATION PROFILE

Date	**August 24, 2020 16:09:38**
Scaan Number	**111307**
Application	**538-A218699-1**
Application Name	**Orange County**
Owner	**Jason Wilkie @ Rosenbauer America**
SCAAN Analysis Type	**Standard Vehicle Run**
Optional Analysis Type	
Classification	**Standard**
Review Status	**Not Submitted**

Input Summary

MISSION

End User	**Orange County**
Selected Vocation	**Fire Service — Pumper - without Split Shaft PTO — Straight Truck** (20-25-10)

PLATFORM

Vehicle Manufacturer	**Rosenbauer America (North America)**
Vehicle Model	**Commander**
Vehicle Configuration	**X15 600hp, 5 spd, 60mph, 72k**

Area and Weight

Frontal Area	**85.0 ft²**
Height / Width	**10.00 ft / 8.50 ft**
Standard Wind Resistance Coefficient	**0.800 (no Deflector)**
User Defined Wind Resistance Coefficient	**0.800 (no Deflector)**
Gross Vehicle Weight	**72000 lb (no Trailer)**
Weight On Drive Wheels	**48000 lb (66.67%)**

Tires

Number Of Tires	**10 (Standard Radial)**
Selected Tire	
Tire Revolutions	**496 revs/mi**
Tire Rolling Radius	**20.33 in**
Standard Surface	**Smooth Concrete (SC Factor = 1.00)**
Selected Surface	**Smooth Concrete (SC Factor = 1.00)**
Standard On-Road Traction Limit Coefficient	**0.700**
Standard Off-Road Traction Limit Coefficient	**0.000**
User Defined On-Road Traction Limit Coefficient	**0.700**
User Defined Off-Road Traction Limit Coefficient	**0.000**
Tire/Wheel Inertia (estimated)	**95.3170 lb-ft-sec²**

ENGINE

Number of Power Packs	**1**
Engine	**Cummins X15 EPA17 (Emergency Vehicle) (Diesel) -- 605hp / 1850lbft / 2100rpm -- 2-1350** (2-L006328-E)
Certifications	**USA 2017**
Displacement	**912.0 in³**
Peak Torque	**1850.0 lb-ft**
Peak Torque Speed	**1200 rpm**
Peak Power	**604.6 hp**
Peak Power Speed	**1800 rpm**
Governed Power	**535.0 hp**
Governed Speed	**2100 rpm**
Number Of Curves	**1**
Engine Curve Reference	**FR11363 - X15 605EV**
Cruise Velocity @ Speed	**65.0 mph @ 1300 rpm**
Engine Retarder	
Engine Inertia (estimated)	**0.0000 lb-ft-sec²**

ENGINE CURVE - STANDARD LOSSES - COMBINED LOW & HIGH CURVES (AC ON WHERE APPLICABLE)

Speed (rpm)	Gross Power (hp)	Gross Torque (lb-ft)	Net Power Fan On (hp)	Net Torque Fan On (lb-ft)	Net Power Fan Off (hp)	Net Torque Fan Off (lb-ft)	Point Identification
1150	405.1	1850.0	365.1	1667.5	379.3	1732.3	
1200	422.7	1850.0	380.5	1665.2	396.6	1735.8	Peak Torque
1300	457.9	1850.0	410.7	1659.1	431.1	1741.9	
1400	493.1	1850.0	440.1	1651.1	465.7	1747.1	
1500	528.4	1850.0	468.8	1641.4	500.3	1751.6	
1600	563.6	1850.0	496.6	1630.2	534.8	1755.6	
1700	598.8	1850.0	523.5	1617.5	569.4	1759.1	
1800	604.6	1764.0	520.1	1517.4	574.5	1676.2	Peak Power
1900	593.3	1640.0	498.5	1378.1	562.5	1555.0	

1950	582.5	1569.0	482.3	1299.0	551.4	1485.2	
2000	570.1	1497.0	464.0	1218.5	538.6	1414.5	
2100	535.0	1338.0	416.5	1041.7	502.9	1257.7	Governed
2130	0.0	0.0	-122.4	-301.9	-32.3	-79.6	No Load Governed

Peak Power point has been defined for the purposes of assessing Accessory Losses

Standard Parameters Fan On

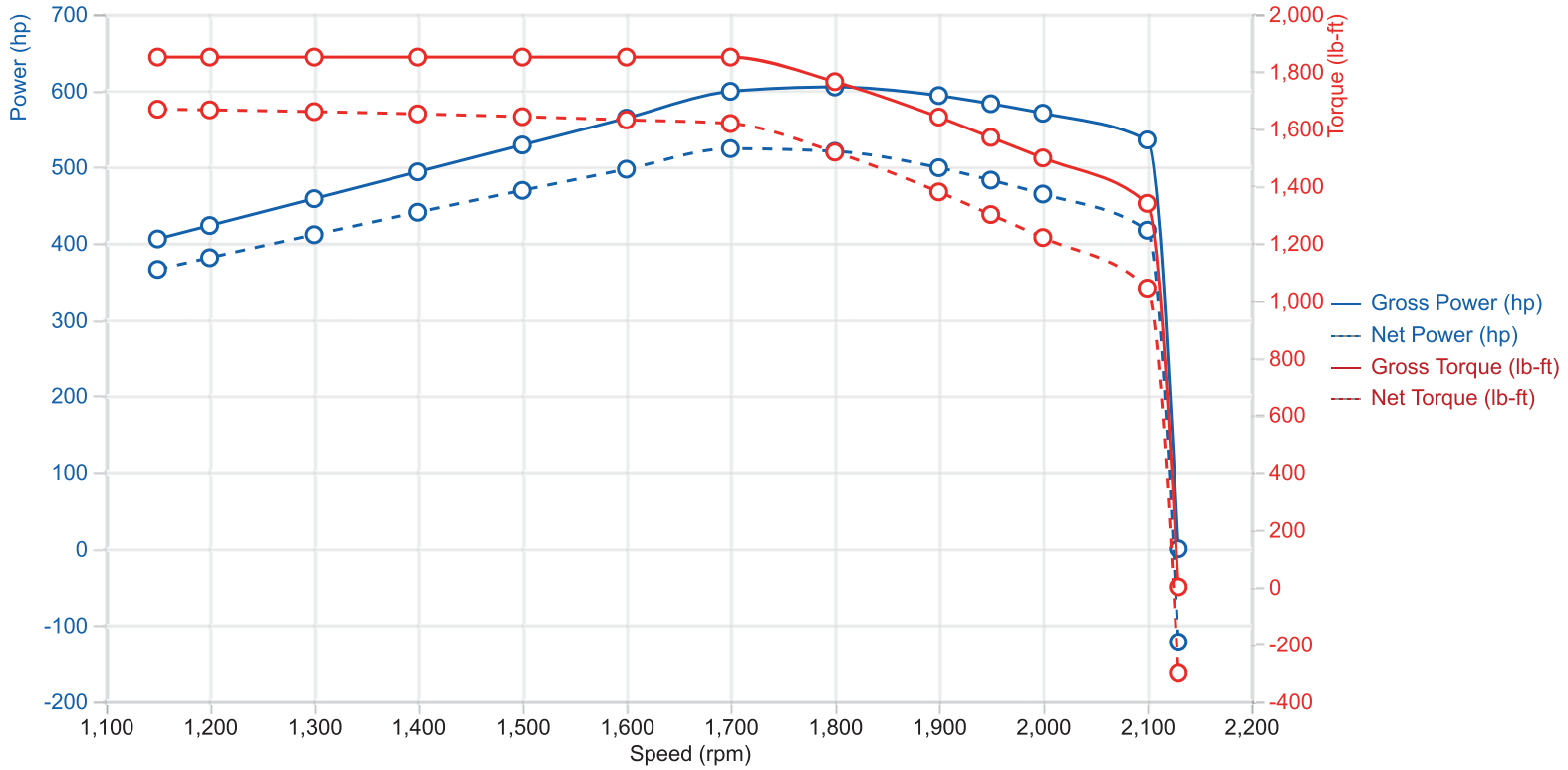

Standard Parameters Fan Off

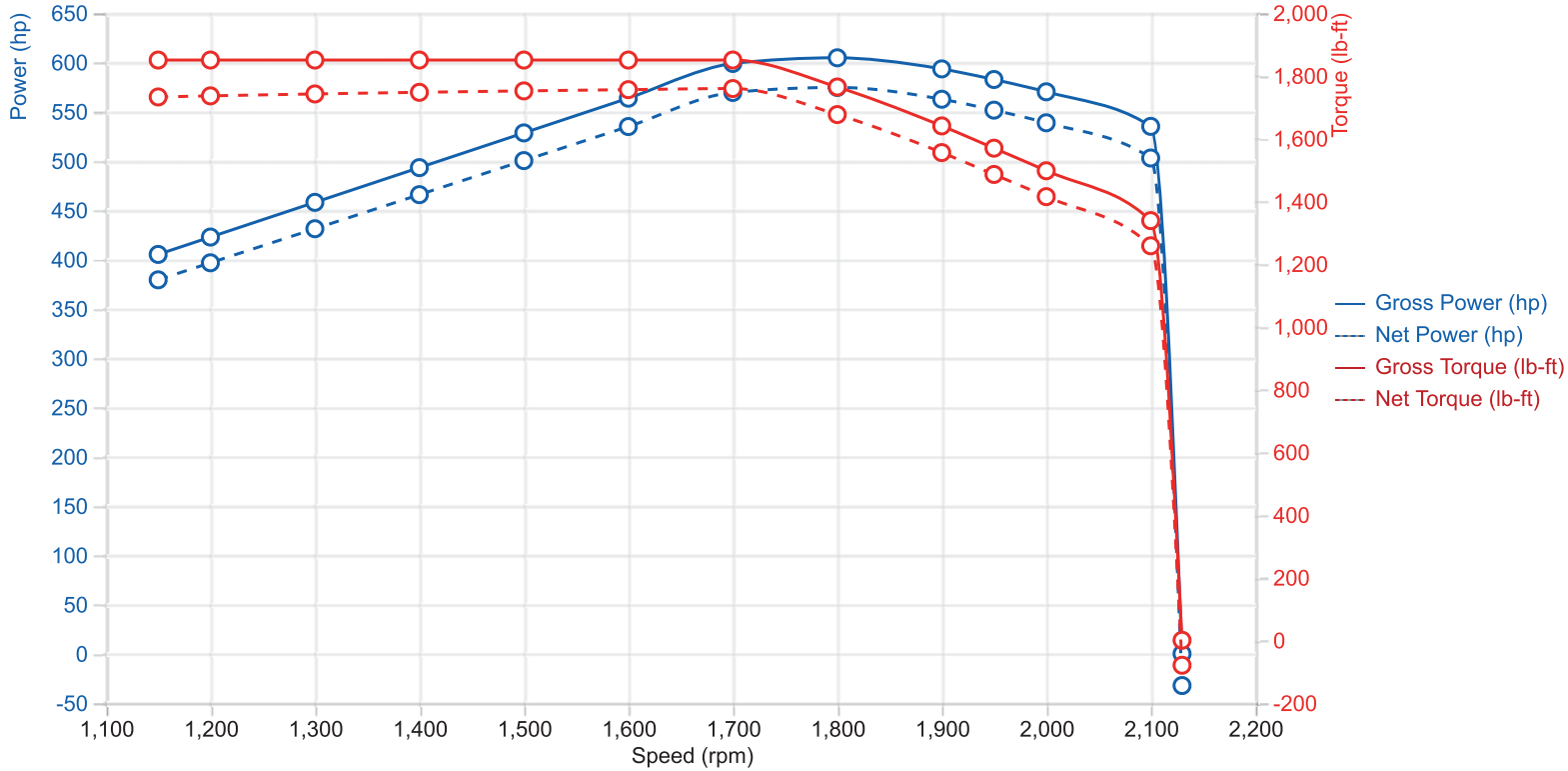

ENGINE CURVE - USER DEFINED LOSSES - COMBINED LOW & HIGH CURVES (AC ON WHERE APPLICABLE)

Speed (rpm)	Gross Power (hp)	Gross Torque (lb-ft)	Net Power Fan On (hp)	Net Torque Fan On (lb-ft)	Net Power Fan Off (hp)	Net Torque Fan Off (lb-ft)	Point Identification
1150	405.1	1850.0	365.1	1667.5	379.3	1732.3	
1200	422.7	1850.0	380.5	1665.2	396.6	1735.8	Peak Torque
1300	457.9	1850.0	410.7	1659.1	431.1	1741.9	
1400	493.1	1850.0	440.1	1651.1	465.7	1747.1	
1500	528.4	1850.0	468.8	1641.4	500.3	1751.6	
1600	563.6	1850.0	496.6	1630.2	534.8	1755.6	
1700	598.8	1850.0	523.5	1617.5	569.4	1759.1	
1800	604.6	1764.0	520.1	1517.4	574.5	1676.2	Peak Power
1900	593.3	1640.0	498.5	1378.1	562.5	1555.0	
1950	582.5	1569.0	482.3	1299.0	551.4	1485.2	
2000	570.1	1497.0	464.0	1218.5	538.6	1414.5	

2100	535.0	1338.0	416.5	1041.7	502.9	1257.7	Governed
2130	0.0	0.0	-122.4	-301.9	-32.3	-79.6	No Load Governed

Peak Power point has been defined for the purposes of assessing Accessory Losses

User Defined Parameters Fan On

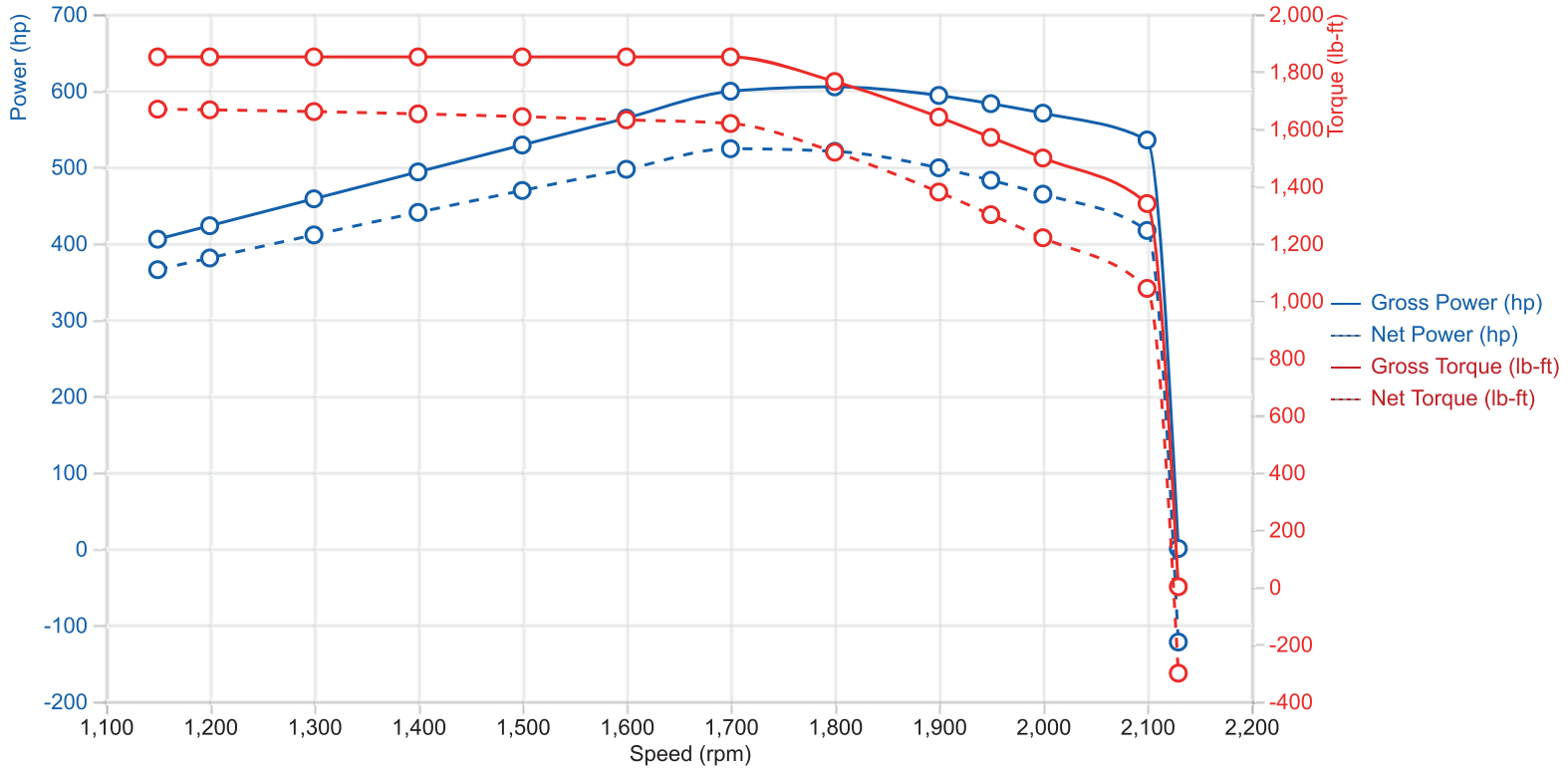

User Defined Parameters Fan Off

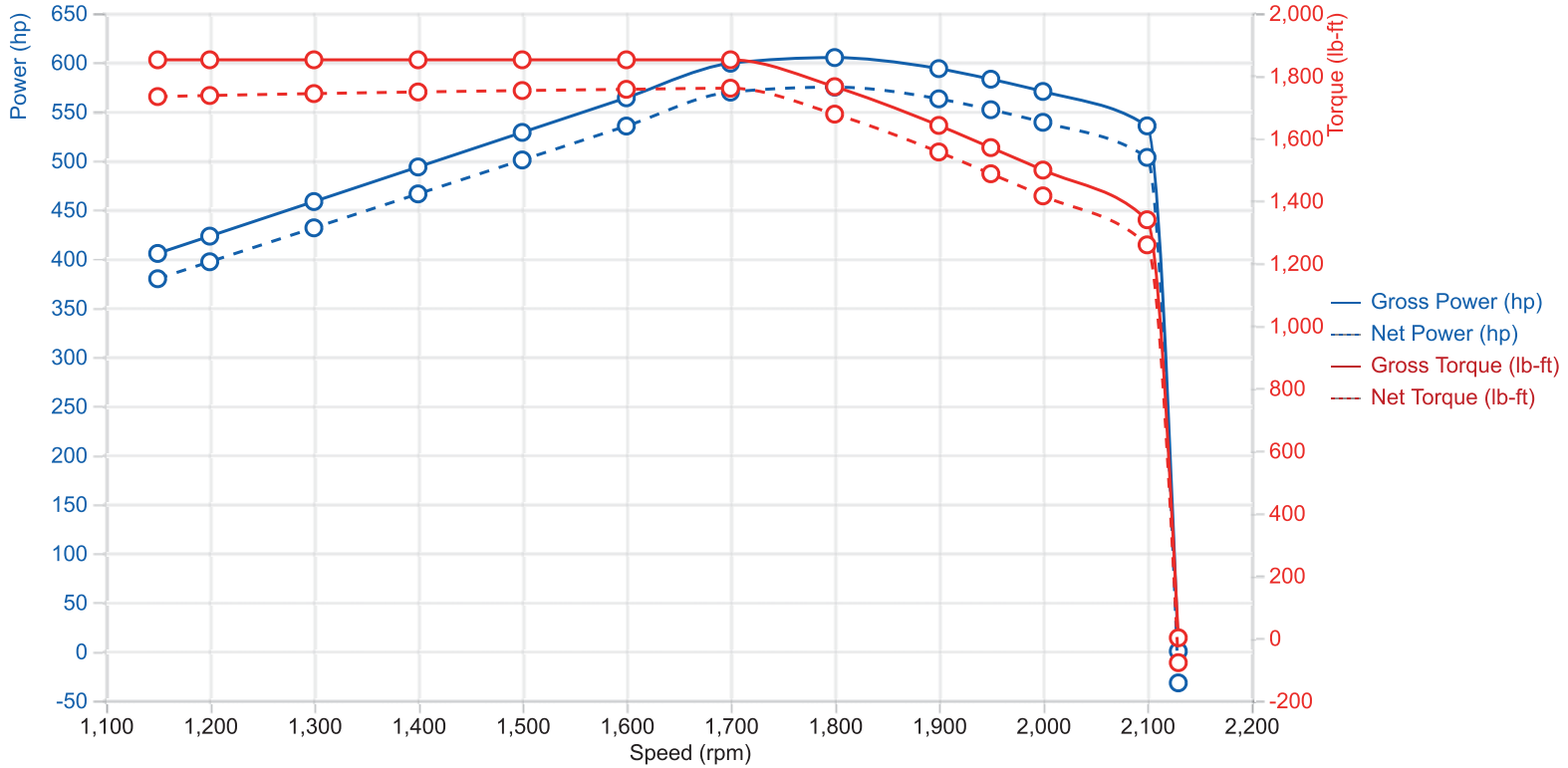

ACCESSORY LOSSES (POWER @ GOVERNED SPEED)

Accessory	Standard Loss (hp)	User Defined Loss (hp)
Fan (Clutch Fan)	86.4	86.4
Alternator / Generator	18.1	18.1
Air Compressor	7.0	7.0
Steering Pump	7.0	7.0
Air Conditioning	0.0	0.0
Implement Drive	0.0	0.0

TRANSMISSION

Transmission Manufacturer	**Allison Transmission**
Transmission Family	**4000 Series** (1-L001323-TF)
Transmission	**4000 EVS** (1-L007367-T)
Transmission Rating	**4000 EVS Fire Truck, Emergency Vehicle - Diesel Allison 5th Generation Controls without SEM/LRTP** (1-L008290-R)
Torque Converter	**TC561** (1-L001260-TC) **- Recommended**
Transmission Retarder	

CONTROLS

Controls Release	**Production Calibration (PC) for 4000 Series (1-L007292-CR)**
Shift Schedule	**Primary**
DynActive	**No**
Speed Profile	**Performance**
Shift Speed & Strategy	**2100 rpm S1 Performance**
Equivalent DynActive Bias	**0**
Primary Mode: Gears	**Low = 1, Start = 1, High = 5 (1-1-5)**

DRIVELINE

Driveline Protection	**No**

Component	Description	Ratio	Standard Efficiency (%)	User Defined Efficiency (%)
Propshaft -- One Piece -- Two Joint (1-L003521-DL)	**Single**	**1.000**	**98.60**	**98.60**
Axle -- On Hwy Single Red -- 6x4 (1-L003534-DL)	**Single**	**5.630**	**95.00**	**95.00**

Overall Driveline Ratio	Description	Ratio	Standard Efficiency (%)	User Defined Efficiency (%)	N over V Ratio rpm/mph
	Single	**5.630**	**93.67**	**93.67**	**46.541**

Ratings and Guidelines Check

MISSION

End User	**Orange County**
Selected Vocation	**Fire Service — Pumper - without Split Shaft PTO — Straight Truck** (20-25-10)

PLATFORM

Vehicle Manufacturer	**Rosenbauer America (North America)**
Vehicle Model	**Commander**
Vehicle Configuration	**X15 600hp, 5 spd, 60mph, 72k**
Engine Description	**Cummins X15 EPA17 (Emergency Vehicle) (Diesel) -- 605hp / 1850lbft / 2100rpm -- 2-1350** (2-L006328-E)
Transmission	**4000 EVS** (1-L007367-T)
Transmission Rating	**4000 EVS Fire Truck, Emergency Vehicle - Diesel Allison 5th Generation Controls without SEM/LRTP** (1-L008290-R)
Vehicle Parameters	**Standard**
Torque Converter	**TC561** (1-L001260-TC) **- Recommended**
Transmission Retarder	
LRTP Status	**LRTP Required**

NOTE

This SCAAN information is subject to the SCAAN Disclaimer set forth elsewhere.

CONVERTER RATING AND GUIDELINE CHECKS — SECTION SCORE - OK

Check	Check Name	Minimum or Maximum	Rating or Recommendation	Actual Value	Units	Overall Status
C01 ▾?	Transmission / Converter Compatibility					✔ **OK: Acceptable**
C02 ▾?	Engine / Converter Compatibility					✔ **OK: Acceptable**
C04 ▾?	Engine Speed at Converter Stall			1651	rpm	**Reference**
C05 ▾?	Minimum Engine Speed	Min	1250	1651	rpm	✔ **OK: Acceptable**
C07 ▾?	Turbine Torque at Converter Stall	Max	2600.0	2524.1	lb-ft	✔ **OK: Acceptable**
C08 ▾?	Converter Speed Ratio at Engine Governed Speed	Min	0.800	0.901		✔ **OK: Acceptable**
C03 ▾?	Converter Stall Torque Ratio			1.578		**Reference**

Notes

Check	Comments
C05	Net peak torque speed (1150 rpm) + allowable variation (100 rpm).

TRANSMISSION RATING AND GUIDELINE CHECKS **SECTION SCORE - OK** ▲

Check	Check Name	Minimum or Maximum	Rating or Recommendation	Actual Value	Units	Overall Status
T01 ▾?	Transmission / Vocation Compatibility					✔ **OK: Acceptable**
T02 ▾?	Transmission / Engine Compatibility					✔ **OK: Acceptable**
T20 ▾?	Engine is SEM/LRTP Capable					✔ **OK: Acceptable**
T17 ▾?	Transmission Permitted in End User/Chassis Mfg Locations					✔ **OK: Acceptable**
T15 ▾?	Transmission Input Power (Gross)	Max	605.0	604.6	hp	✔ **OK: Acceptable**
T14 ▾?	Transmission Input Torque (Gross)	Max	1850.0	1850.0	lb-ft	✔ **OK: Acceptable**
T03 ▾?	Transmission Input Speed		1700 / 2300	2100	rpm	✔ **OK: Acceptable**
T04 ▾?	Transmission Output Speed			2849	rpm	**Reference**

Notes

Check	Comments
T04	Check made in Range 5L at 2100 Engine Governed Speed.

VEHICLE RATING AND GUIDELINE CHECKS - STANDARD **SECTION SCORE - OK** ▲

Check	Check Name	Minimum or Maximum	Rating or Recommendation	Actual Value	Units	Overall Status
V11 ▾?	1st Range Converter Stall Gradeability	Min	30.00	40.41	%	✔ **OK: Acceptable**
V13 ▾?	1st Range 70% Converter Efficiency Gradeability			28.22	%	**Reference**
V23 ▾?	1st Range 80% Converter Efficiency Gradeability			24.15	%	**Reference**
V17 ▾?	Maximum Geared Vehicle Speed at Engine Governed Speed			61.2	mph	**Reference**
V43 ▾?	Heat Generated in 1st Range 70% Converter Efficiency			7018	btu/min	**Reference**
V44 ▾?	Heat Generated in 1st Range 80% Converter Efficiency			4804	btu/min	**Reference**

Notes

Check	Comments
V17	Check is in 5L Lockup.
V43	At 1835 rpm Engine Speed.
V44	At 1901.5 rpm Engine Speed.

NATIONAL FIRE PROTECTION ASSOCIATION (NFPA) 1901 GUIDELINE CHECKS - STANDARD SECTION SCORE - REFERENCE ▲

Check	Check Name	Minimum or Maximum	Rating or Recommendation	Actual Value	Units
V26 ▾?	Minimum Vehicle Speed on 0.25% Grade (NFPA 1901)	Min	50.0	61.5	mph
V56 ▾?	Vehicle Speed on 6.0% Grade (NFPA 1901)	Min	20.0	35.8	mph
V27 ▾?	Gradeability at 50 mph (80 km/h) (NFPA 1901)	Min	0.25	3.71	%
V57 ▾?	Gradeability at 20 mph (32.2 km/h) (NFPA 1901)	Min	6.00	11.81	%
V28 ▾?	Maximum Acceleration Time, 0-35 mph (56.3 km/h), 0.0% Grade, 1st Range Start (NFPA 1901)	Max	25.0	15.3	sec

Notes

Check	Comments
V26	Check is in 5L
V56	Check is in 4L.
V28	Full Throttle & Vehicle Brakes Locked Start.

Vehicle Performance Summary

MISSION

End User	**Orange County**
Selected Vocation	**Fire Service — Pumper - without Split Shaft PTO — Straight Truck** (20-25-10)

PLATFORM

Vehicle Manufacturer	**Rosenbauer America (North America)**
Vehicle Model	**Commander**
Vehicle Configuration	**X15 600hp, 5 spd, 60mph, 72k**
Engine Description	**Cummins X15 EPA17 (Emergency Vehicle) (Diesel) -- 605hp / 1850lbft / 2100rpm -- 2-1350** (2-L006328-E)
Transmission	**4000 EVS** (1-L007367-T)
Transmission Rating	**4000 EVS Fire Truck, Emergency Vehicle - Diesel Allison 5th Generation Controls without SEM/LRTP** (1-L008290-R)
Vehicle Parameters	**Standard**
Torque Converter	**TC561** (1-L001260-TC) **Recommended**
Transmission Retarder	
LRTP Status	**LRTP Required**

NOTE

This SCAAN information is subject to the SCAAN Disclaimer set forth elsewhere.

FULL THROTTLE AUTOMATIC UPSHIFTS (GRADEABILITY) - STANDARD, FAN ON, AC OFF, AXLE RATIO = 5.630, AUX RATIO = 1.0(

Engine Fan	**On**	Engine Power	**Standard Power Curve**
Air Conditioning	**Off**	Vehicle Parameters	**Standard**
Axle Ratio	**5.630**	Auxiliary Gearing Ratio	**1.000**

Gradeability	% Grade	Vehicle Speed (mph)	Gear Range	Match Point
Stall Gradeability	40.414		1C	Stall
Launch Gradeability	38.414		1C	
Low Speed Gradeability	24.152	7.8	1C	80 Percent
Maximum Speed on Grade	0.000	61.5	5L	Road Load
	0.250	61.5	5L	
	0.500	61.4	5L	
	1.000	61.3	5L	
	2.000	59.4	5L	
	3.000	54.5	5L	
	4.000	43.6	5L	
	5.000	40.2	4L	
	6.000	35.8	4L	
	7.000	29.4	3L	
	8.000	27.8	3L	
	9.000	25.2	3L	
	10.000	21.7	2L	

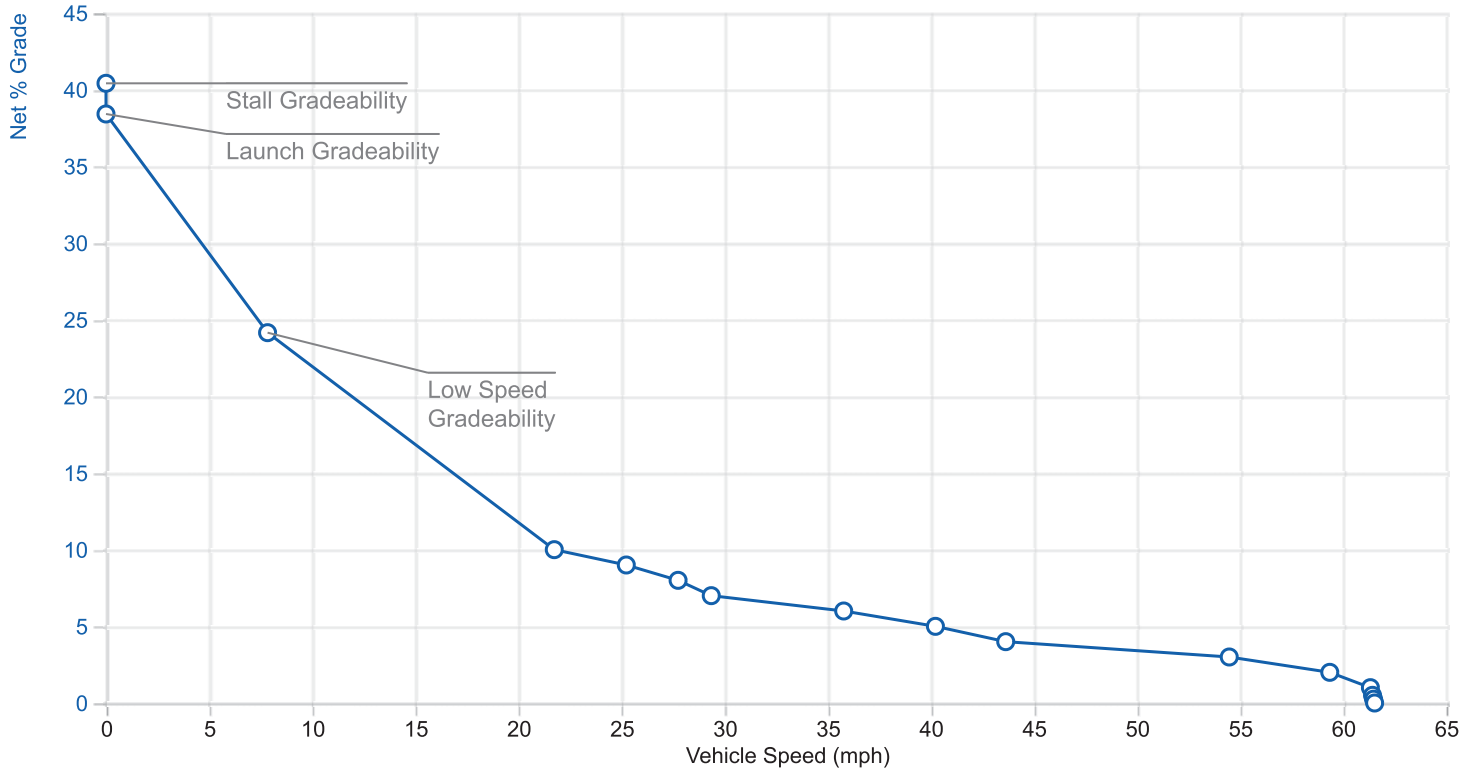

FULL THROTTLE AUTOMATIC UPSHIFTS (ACCELERATION) - STANDARD, FAN ON, AC OFF, AXLE RATIO = 5.630, AUX RATIO = 1.0

Engine Fan	**On**	Engine Power	**Standard Power Curve**
Air Conditioning	**Off**	Vehicle Parameters	**Standard**
Axle Ratio	**5.630**	Auxiliary Gearing Ratio	**1.000**

Speed	Time (seconds)	Distance (ft)
0 - 20 mph	5.7	101
0 - 30 mph	11.4	312
0 - 40 mph	19.5	731
0 - 50 mph	31.1	1503
0 - 60 mph	48.2	2895

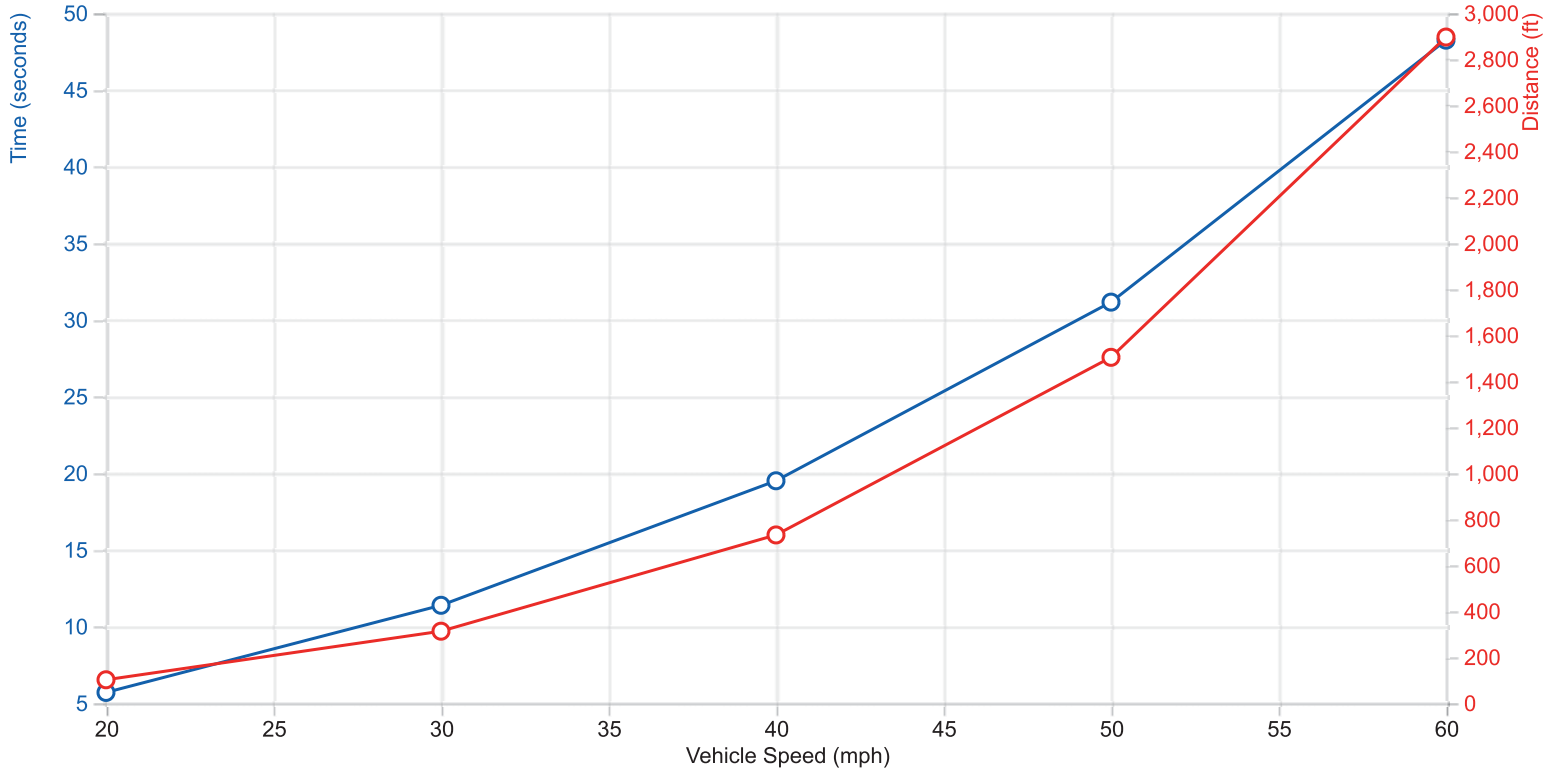

Engine-Converter Match

MISSION

End User	**Orange County**
Selected Vocation	**Fire Service — Pumper - without Split Shaft PTO — Straight Truck** (20-25-10)

PLATFORM

Vehicle Manufacturer	**Rosenbauer America (North America)**
Vehicle Model	**Commander**
Vehicle Configuration	**X15 600hp, 5 spd, 60mph, 72k**
Engine Description	**Cummins X15 EPA17 (Emergency Vehicle) (Diesel) -- 605hp / 1850lbft / 2100rpm -- 2-1350** (2-L006328-E)
Transmission	**4000 EVS** (1-L007367-T)
Transmission Rating	**4000 EVS Fire Truck, Emergency Vehicle - Diesel Allison 5th Generation Controls without SEM/LRTP** (1-L008290-R)
Vehicle Parameters	**Standard**
Torque Converter	**TC561** (1-L001260-TC) **Recommended**
Transmission Retarder	
LRTP Status	**LRTP Required**

NOTE

This SCAAN information is subject to the SCAAN Disclaimer set forth elsewhere.

CONVERTER MODE (F1C) - STANDARD, FAN ON, AC OFF, STANDARD POWER CURVE

Engine Fan	**On**	Engine Power	**Standard Power Curve**
Air Conditioning	**Off**	Vehicle Parameters	**Standard**

Speed Ratio	Torque Ratio	Engine Speed (rpm)	Net Engine Torque (lb-ft)	Net Engine Power (hp)	Turbine Speed (rpm)	Turbine Torque (lb-ft)	Turbine Power (hp)	Converter Heat Rejection (btu/min)	Match Point
0.000	1.578	1651	1623.7	510.3	0	2524.1	0	21649	Stall
0.100	1.540	1664	1622	513.9	166	2460.6	78	18493	
0.200	1.496	1695	1618.2	522.1	339	2384.4	153.9	15622	
0.300	1.442	1729	1588.1	522.9	519	2254.7	222.7	12734	
0.400	1.385	1770	1547.7	521.5	708	2109.4	284.3	10062	
0.500	1.314	1813	1499.7	517.6	906	1937.8	334.4	7771	
0.547	1.281	1835	1468.7	513.1	1003	1849	353.2	6784	70 Percent
0.600	1.243	1863	1430.3	507.2	1118	1746.7	371.7	5751	
0.673	1.189	1902	1375.7	498.1	1280	1604.9	391.3	4530	80 Percent

0.700	1.169	1916	1352.7	493.5	1341	1550.4	395.9	4138	
0.750	1.124	1945	1307.1	484	1459	1439.7	399.8	3571	
0.766	1.110	1954	1292.6	480.9	1496	1405.5	400.5	3411	85 Percent
0.800	1.080	1974	1260.7	473.8	1579	1332.9	400.7	3099	
0.850	1.027	2007	1205.7	460.8	1706	1210.7	393.3	2863	
0.875	0.998	2032	1161.8	449.5	1778	1132.1	383.3	2811	Coupling
0.900	0.999	2096	1048.3	418.4	1887	1019.6	366.3	2213	
0.900	0.999	2098	1045.5	417.6	1889	1016.8	365.7	2201	
0.901	0.999	2100	1041.7	416.5	1892	1012.9	364.9	2188	Governed
0.913	0.999	2102	931.4	372.9	1920	902.9	330	1818	
0.925	0.999	2105	804.5	322.5	1947	776	287.7	1475	
0.940	0.997	2109	641.1	257.4	1982	611.5	230.8	1130	
0.950	0.997	2112	523.3	210.4	2006	494	188.7	921	
0.960	0.992	2114	401.3	161.6	2030	370.5	143.2	780	

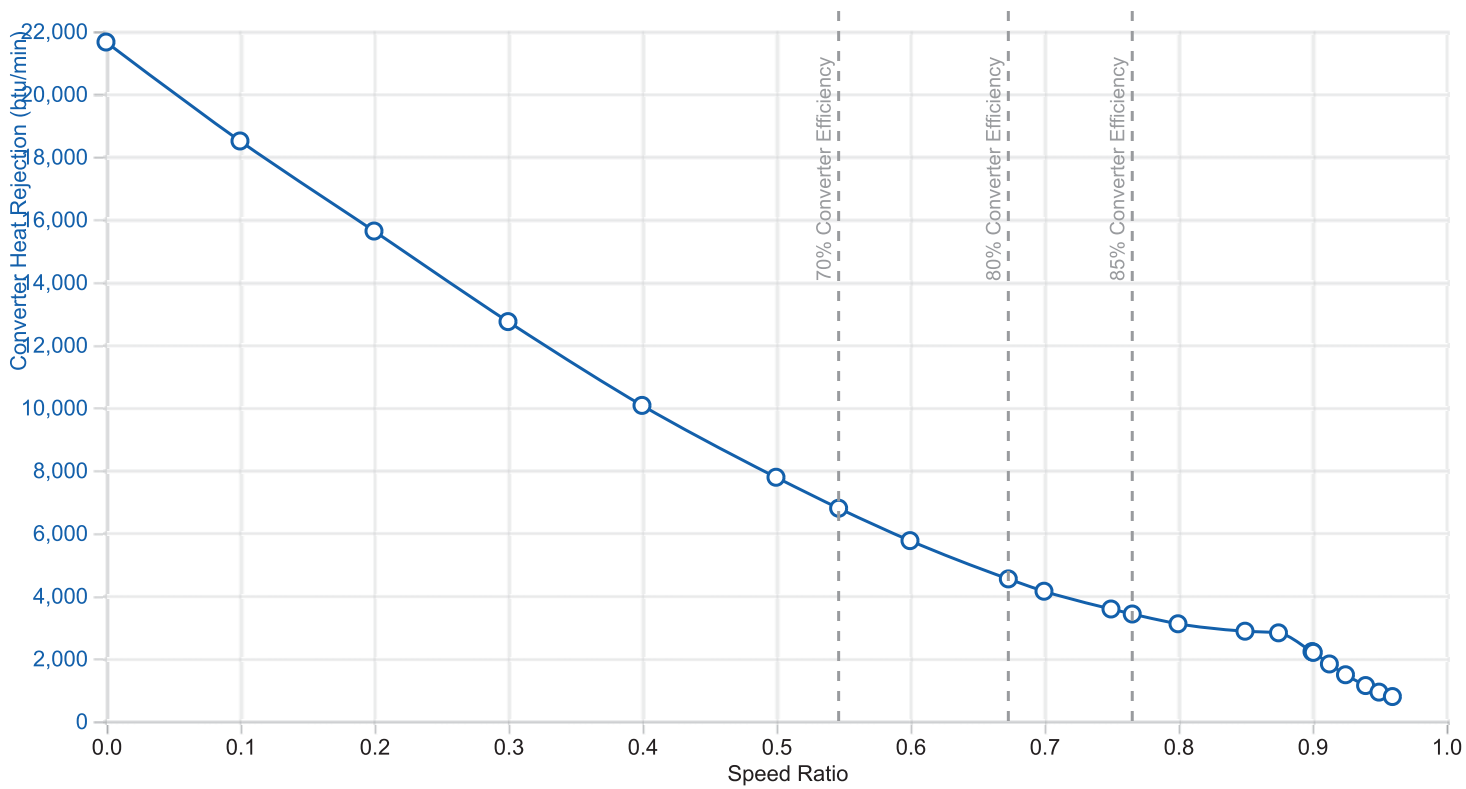

CONVERTER MODE (F2C) - STANDARD, FAN ON, AC OFF, STANDARD POWER CURVE

Engine Fan	**On**	Engine Power	**Standard Power Curve**
Air Conditioning	**Off**	Vehicle Parameters	**Standard**

Speed Ratio	Torque Ratio	Engine Speed (rpm)	Net Engine Torque (lb-ft)	Net Engine Power (hp)	Turbine Speed (rpm)	Turbine Torque (lb-ft)	Turbine Power (hp)	Converter Heat Rejection (btu/min)	Match Point
0.000	1.578	1651	1623.7	510.3	0	2524.1	0	21649	Stall
0.100	1.540	1664	1622	513.9	166	2460.6	78	18493	
0.200	1.496	1695	1618.2	522.1	339	2384.4	153.9	15622	
0.300	1.442	1729	1588.1	522.9	519	2254.7	222.7	12734	
0.400	1.385	1770	1547.7	521.5	708	2109.4	284.3	10062	
0.500	1.314	1813	1499.7	517.6	906	1937.8	334.4	7771	
0.547	1.281	1835	1468.7	513.1	1003	1849	353.2	6784	70 Percent
0.600	1.243	1863	1430.3	507.2	1118	1746.7	371.7	5751	
0.673	1.189	1902	1375.7	498.1	1280	1604.9	391.3	4530	80 Percent
0.700	1.169	1916	1352.7	493.5	1341	1550.4	395.9	4138	
0.750	1.124	1945	1307.1	484	1459	1439.7	399.8	3571	
0.766	1.110	1954	1292.6	480.9	1496	1405.5	400.5	3411	85 Percent
0.800	1.080	1974	1260.7	473.8	1579	1332.9	400.7	3099	
0.850	1.027	2007	1205.7	460.8	1706	1210.7	393.3	2863	
0.875	0.998	2032	1161.8	449.5	1778	1132.1	383.3	2811	Coupling
0.900	0.999	2096	1048.3	418.4	1887	1019.6	366.3	2213	
0.900	0.999	2098	1045.5	417.6	1889	1016.8	365.7	2201	
0.901	0.999	2100	1041.7	416.5	1892	1012.9	364.9	2188	Governed
0.913	0.999	2102	931.4	372.9	1920	902.9	330	1818	
0.925	0.999	2105	804.5	322.5	1947	776	287.7	1475	
0.940	0.997	2109	641.1	257.4	1982	611.5	230.8	1130	
0.950	0.997	2112	523.3	210.4	2006	494	188.7	921	
0.960	0.992	2114	401.3	161.6	2030	370.5	143.2	780	

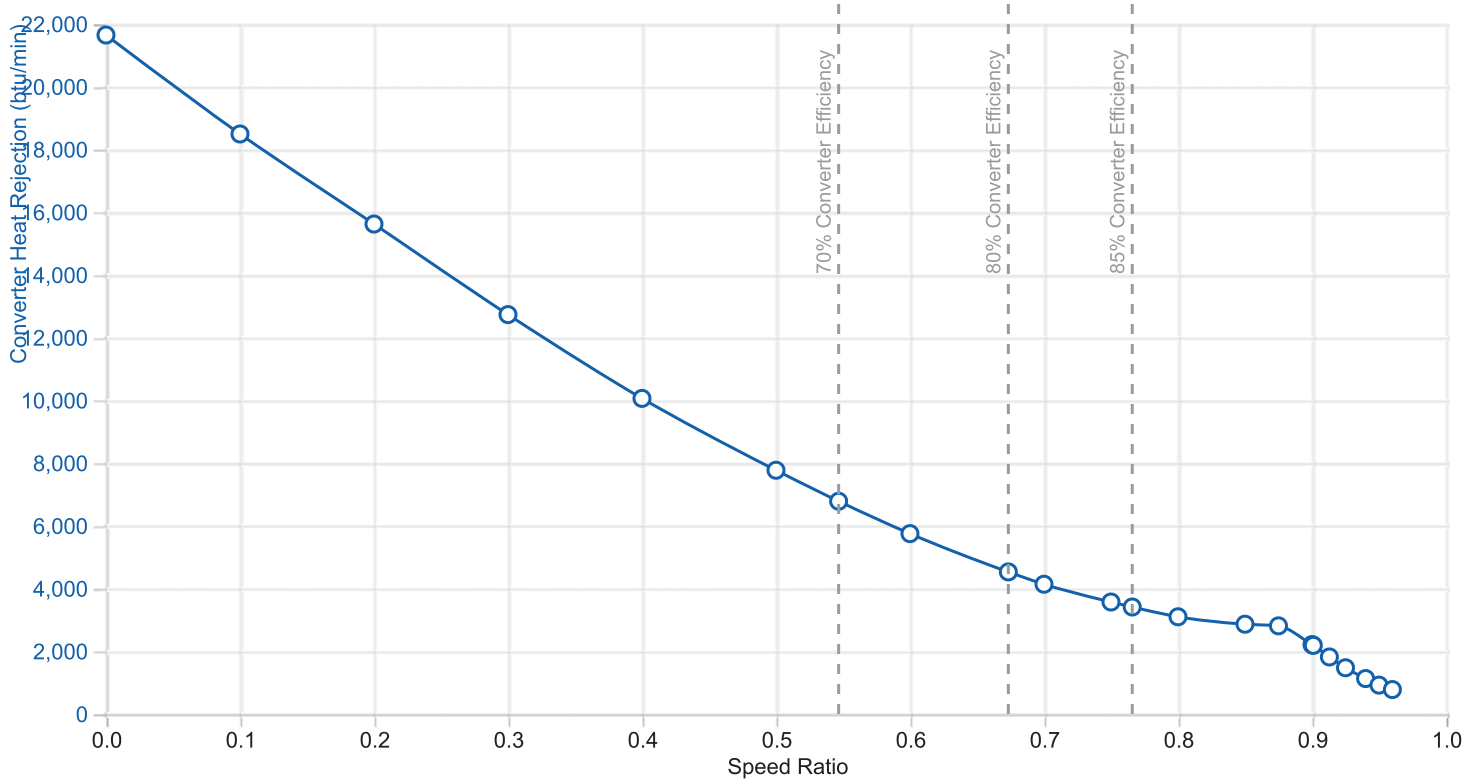

CONVERTER MODE (F3C) - STANDARD, FAN ON, AC OFF, STANDARD POWER CURVE

Engine Fan	**On**	Engine Power	**Standard Power Curve**
Air Conditioning	**Off**	Vehicle Parameters	**Standard**

Speed Ratio	Torque Ratio	Engine Speed (rpm)	Net Engine Torque (lb-ft)	Net Engine Power (hp)	Turbine Speed (rpm)	Turbine Torque (lb-ft)	Turbine Power (hp)	Converter Heat Rejection (btu/min)	Match Point
0.000	1.578	1651	1623.7	510.3	0	2524.1	0	21649	Stall
0.100	1.540	1664	1622	513.9	166	2460.6	78	18493	
0.200	1.496	1695	1618.2	522.1	339	2384.4	153.9	15622	
0.300	1.442	1729	1588.1	522.9	519	2254.7	222.7	12734	
0.400	1.385	1770	1547.7	521.5	708	2109.4	284.3	10062	
0.500	1.314	1813	1499.7	517.6	906	1937.8	334.4	7771	
0.547	1.281	1835	1468.7	513.1	1003	1849	353.2	6784	70 Percent
0.600	1.243	1863	1430.3	507.2	1118	1746.7	371.7	5751	
0.673	1.189	1902	1375.7	498.1	1280	1604.9	391.3	4530	80 Percent

0.700	1.169	1916	1352.7	493.5	1341	1550.4	395.9	4138	
0.750	1.124	1945	1307.1	484	1459	1439.7	399.8	3571	
0.766	1.110	1954	1292.6	480.9	1496	1405.5	400.5	3411	85 Percent
0.800	1.080	1974	1260.7	473.8	1579	1332.9	400.7	3099	
0.850	1.027	2007	1205.7	460.8	1706	1210.7	393.3	2863	
0.875	0.998	2032	1161.8	449.5	1778	1132.1	383.3	2811	Coupling
0.900	0.999	2096	1048.3	418.4	1887	1019.6	366.3	2213	
0.900	0.999	2098	1045.5	417.6	1889	1016.8	365.7	2201	
0.901	0.999	2100	1041.7	416.5	1892	1012.9	364.9	2188	Governed
0.913	0.999	2102	931.4	372.9	1920	902.9	330	1818	
0.925	0.999	2105	804.5	322.5	1947	776	287.7	1475	
0.940	0.997	2109	641.1	257.4	1982	611.5	230.8	1130	
0.950	0.997	2112	523.3	210.4	2006	494	188.7	921	
0.960	0.992	2114	401.3	161.6	2030	370.5	143.2	780	

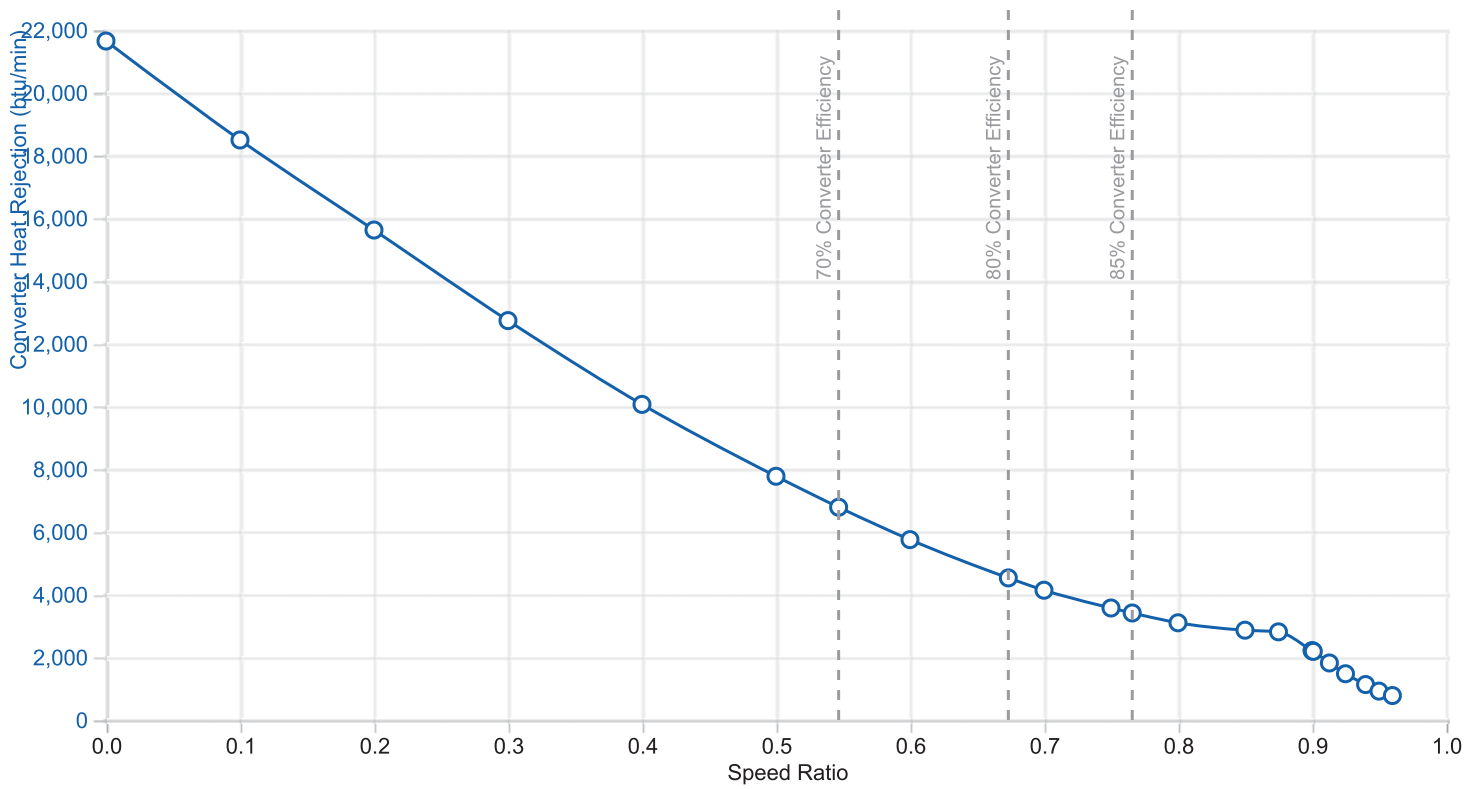

CONVERTER MODE (F4C) - STANDARD, FAN ON, AC OFF, STANDARD POWER CURVE

Engine Fan	**On**	Engine Power	**Standard Power Curve**
Air Conditioning	**Off**	Vehicle Parameters	**Standard**

Speed Ratio	Torque Ratio	Engine Speed (rpm)	Net Engine Torque (lb-ft)	Net Engine Power (hp)	Turbine Speed (rpm)	Turbine Torque (lb-ft)	Turbine Power (hp)	Converter Heat Rejection (btu/min)	Match Point
0.000	1.578	1651	1623.7	510.3	0	2524.1	0	21649	Stall
0.100	1.540	1664	1622	513.9	166	2460.6	78	18493	
0.200	1.496	1695	1618.2	522.1	339	2384.4	153.9	15622	
0.300	1.442	1729	1588.1	522.9	519	2254.7	222.7	12734	
0.400	1.385	1770	1547.7	521.5	708	2109.4	284.3	10062	
0.500	1.314	1813	1499.7	517.6	906	1937.8	334.4	7771	
0.547	1.281	1835	1468.7	513.1	1003	1849	353.2	6784	70 Percent
0.600	1.243	1863	1430.3	507.2	1118	1746.7	371.7	5751	
0.673	1.189	1902	1375.7	498.1	1280	1604.9	391.3	4530	80 Percent
0.700	1.169	1916	1352.7	493.5	1341	1550.4	395.9	4138	
0.750	1.124	1945	1307.1	484	1459	1439.7	399.8	3571	
0.766	1.110	1954	1292.6	480.9	1496	1405.5	400.5	3411	85 Percent
0.800	1.080	1974	1260.7	473.8	1579	1332.9	400.7	3099	
0.850	1.027	2007	1205.7	460.8	1706	1210.7	393.3	2863	
0.875	0.998	2032	1161.8	449.5	1778	1132.1	383.3	2811	Coupling
0.900	0.999	2096	1048.3	418.4	1887	1019.6	366.3	2213	
0.900	0.999	2098	1045.5	417.6	1889	1016.8	365.7	2201	
0.901	0.999	2100	1041.7	416.5	1892	1012.9	364.9	2188	Governed
0.913	0.999	2102	931.4	372.9	1920	902.9	330	1818	
0.925	0.999	2105	804.5	322.5	1947	776	287.7	1475	
0.940	0.997	2109	641.1	257.4	1982	611.5	230.8	1130	
0.950	0.997	2112	523.3	210.4	2006	494	188.7	921	
0.960	0.992	2114	401.3	161.6	2030	370.5	143.2	780	

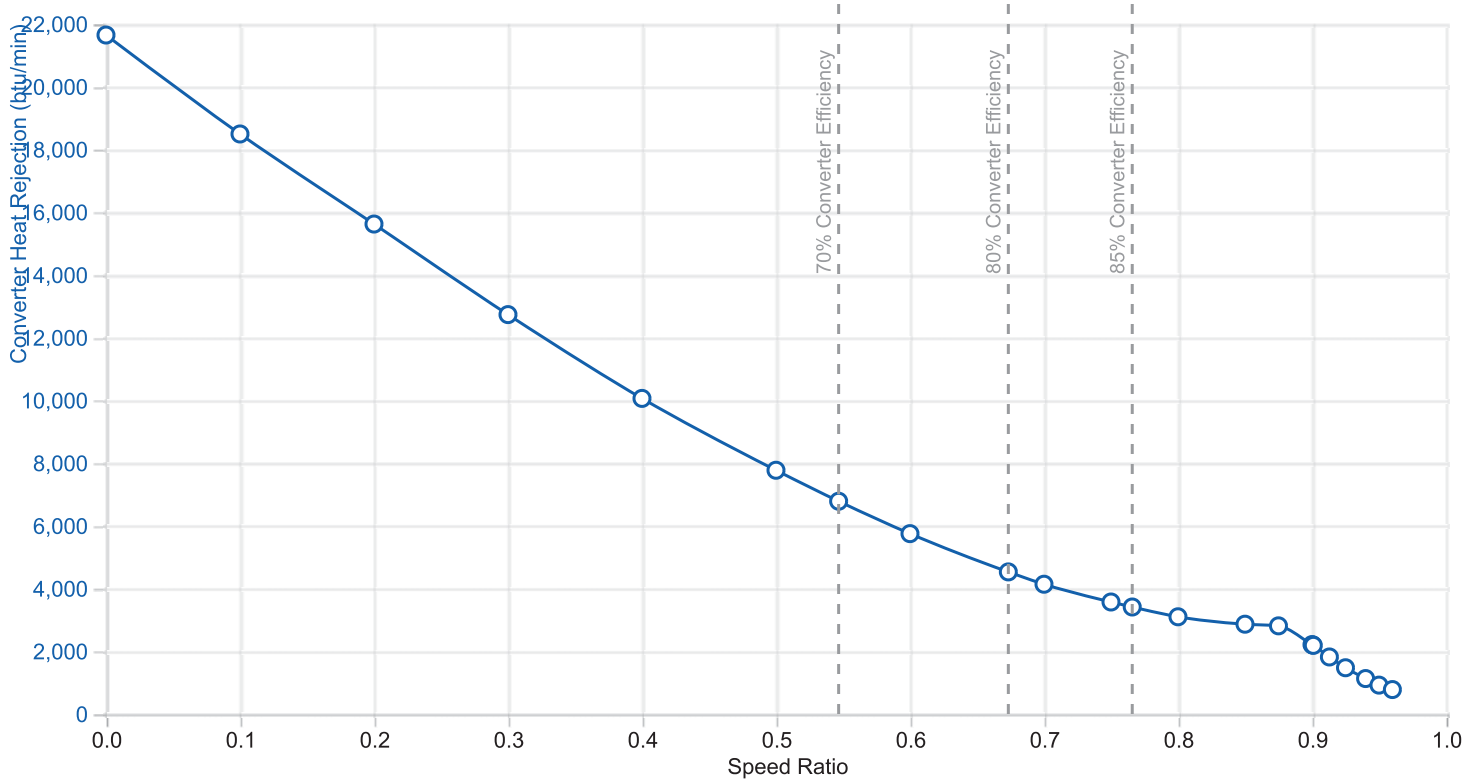

CONVERTER MODE (F5C) - STANDARD, FAN ON, AC OFF, STANDARD POWER CURVE

Engine Fan	**On**	Engine Power	**Standard Power Curve**
Air Conditioning	**Off**	Vehicle Parameters	**Standard**

Speed Ratio	Torque Ratio	Engine Speed (rpm)	Net Engine Torque (lb-ft)	Net Engine Power (hp)	Turbine Speed (rpm)	Turbine Torque (lb-ft)	Turbine Power (hp)	Converter Heat Rejection (btu/min)	Match Point
0.000	1.578	1651	1623.7	510.3	0	2524.1	0	21649	Stall
0.100	1.540	1664	1622	513.9	166	2460.6	78	18493	
0.200	1.496	1695	1618.2	522.1	339	2384.4	153.9	15622	
0.300	1.442	1729	1588.1	522.9	519	2254.7	222.7	12734	
0.400	1.385	1770	1547.7	521.5	708	2109.4	284.3	10062	
0.500	1.314	1813	1499.7	517.6	906	1937.8	334.4	7771	
0.547	1.281	1835	1468.7	513.1	1003	1849	353.2	6784	70 Percent
0.600	1.243	1863	1430.3	507.2	1118	1746.7	371.7	5751	
0.673	1.189	1902	1375.7	498.1	1280	1604.9	391.3	4530	80 Percent

0.700	1.169	1916	1352.7	493.5	1341	1550.4	395.9	4138	
0.750	1.124	1945	1307.1	484	1459	1439.7	399.8	3571	
0.766	1.110	1954	1292.6	480.9	1496	1405.5	400.5	3411	85 Percent
0.800	1.080	1974	1260.7	473.8	1579	1332.9	400.7	3099	
0.850	1.027	2007	1205.7	460.8	1706	1210.7	393.3	2863	
0.875	0.998	2032	1161.8	449.5	1778	1132.1	383.3	2811	Coupling
0.900	0.999	2096	1048.3	418.4	1887	1019.6	366.3	2213	
0.900	0.999	2098	1045.5	417.6	1889	1016.8	365.7	2201	
0.901	0.999	2100	1041.7	416.5	1892	1012.9	364.9	2188	Governed
0.913	0.999	2102	931.4	372.9	1920	902.9	330	1818	
0.925	0.999	2105	804.5	322.5	1947	776	287.7	1475	
0.940	0.997	2109	641.1	257.4	1982	611.5	230.8	1130	
0.950	0.997	2112	523.3	210.4	2006	494	188.7	921	
0.960	0.992	2114	401.3	161.6	2030	370.5	143.2	780	

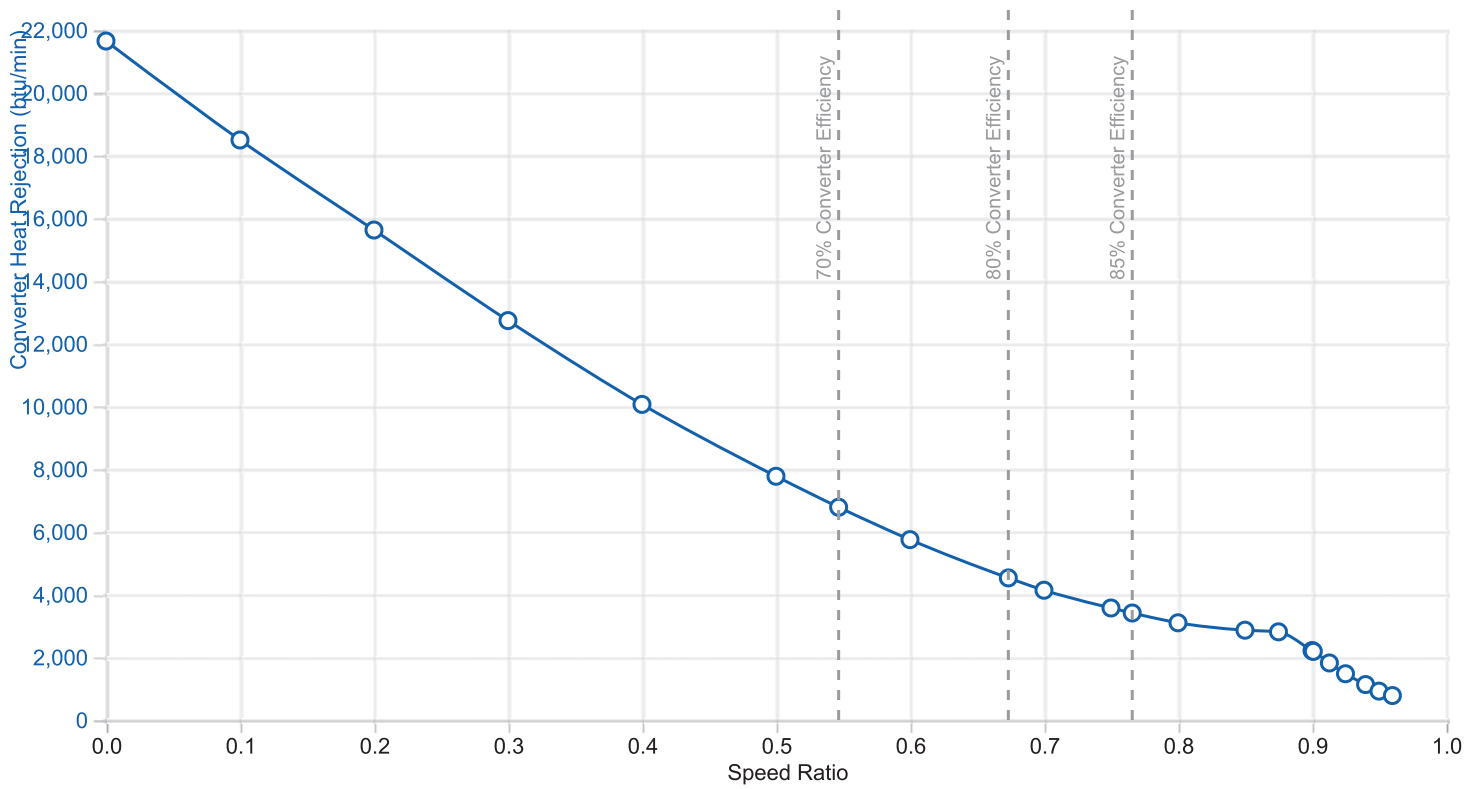

CONVERTER MODE (F6C) - STANDARD, FAN ON, AC OFF, STANDARD POWER CURVE

Engine Fan	**On**	Engine Power	**Standard Power Curve**
Air Conditioning	**Off**	Vehicle Parameters	**Standard**

Speed Ratio	Torque Ratio	Engine Speed (rpm)	Net Engine Torque (lb-ft)	Net Engine Power (hp)	Turbine Speed (rpm)	Turbine Torque (lb-ft)	Turbine Power (hp)	Converter Heat Rejection (btu/min)	Match Point
0.000	1.578	1651	1623.7	510.3	0	2524.1	0	21649	Stall
0.100	1.540	1664	1622	513.9	166	2460.6	78	18493	
0.200	1.496	1695	1618.2	522.1	339	2384.4	153.9	15622	
0.300	1.442	1729	1588.1	522.9	519	2254.7	222.7	12734	
0.400	1.385	1770	1547.7	521.5	708	2109.4	284.3	10062	
0.500	1.314	1813	1499.7	517.6	906	1937.8	334.4	7771	
0.547	1.281	1835	1468.7	513.1	1003	1849	353.2	6784	70 Percent
0.600	1.243	1863	1430.3	507.2	1118	1746.7	371.7	5751	
0.673	1.189	1902	1375.7	498.1	1280	1604.9	391.3	4530	80 Percent
0.700	1.169	1916	1352.7	493.5	1341	1550.4	395.9	4138	
0.750	1.124	1945	1307.1	484	1459	1439.7	399.8	3571	
0.766	1.110	1954	1292.6	480.9	1496	1405.5	400.5	3411	85 Percent
0.800	1.080	1974	1260.7	473.8	1579	1332.9	400.7	3099	
0.850	1.027	2007	1205.7	460.8	1706	1210.7	393.3	2863	
0.875	0.998	2032	1161.8	449.5	1778	1132.1	383.3	2811	Coupling
0.900	0.999	2096	1048.3	418.4	1887	1019.6	366.3	2213	
0.900	0.999	2098	1045.5	417.6	1889	1016.8	365.7	2201	
0.901	0.999	2100	1041.7	416.5	1892	1012.9	364.9	2188	Governed
0.913	0.999	2102	931.4	372.9	1920	902.9	330	1818	
0.925	0.999	2105	804.5	322.5	1947	776	287.7	1475	
0.940	0.997	2109	641.1	257.4	1982	611.5	230.8	1130	
0.950	0.997	2112	523.3	210.4	2006	494	188.7	921	
0.960	0.992	2114	401.3	161.6	2030	370.5	143.2	780	

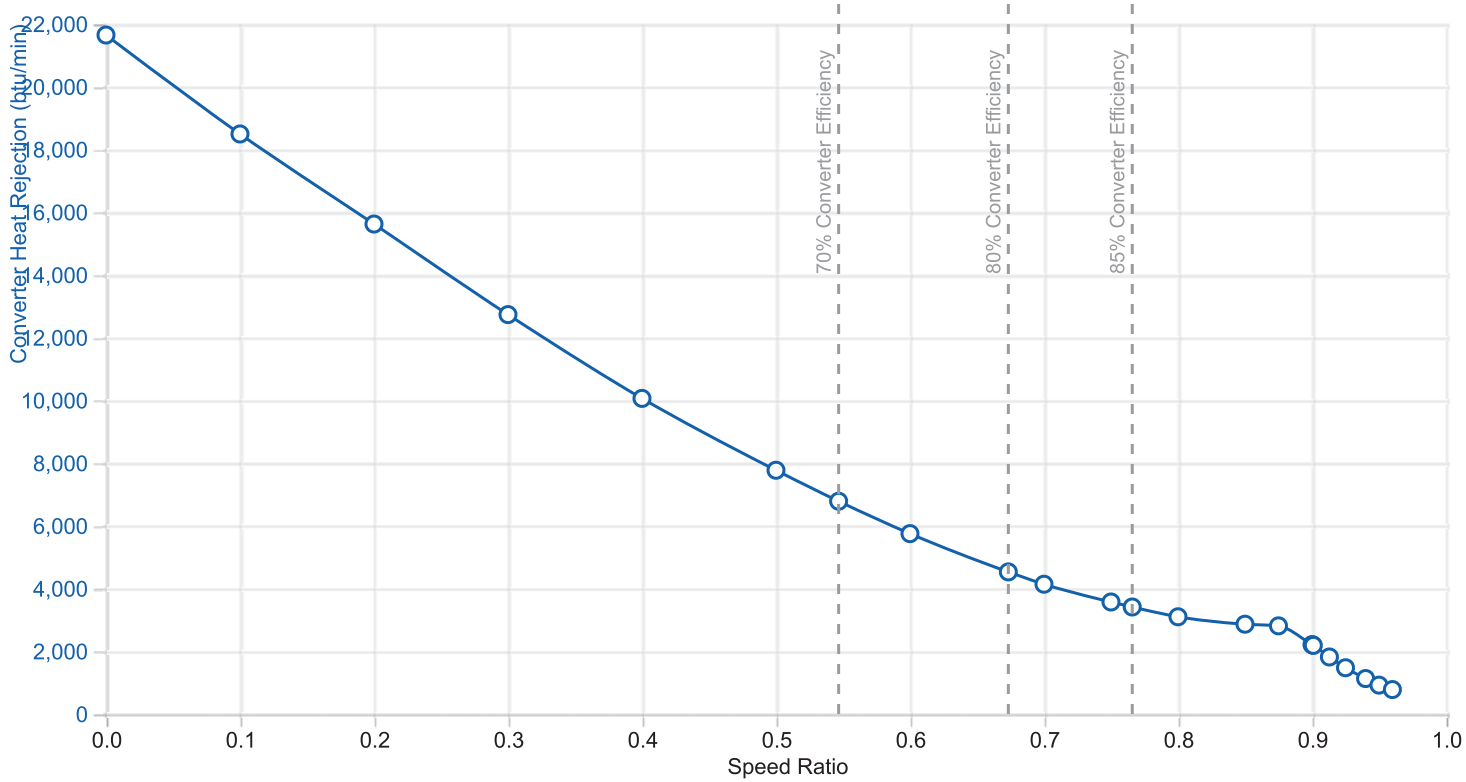

CONVERTER MODE (R1C) - STANDARD, FAN ON, AC OFF, STANDARD POWER CURVE

Engine Fan	**On**	Engine Power	**Standard Power Curve**
Air Conditioning	**Off**	Vehicle Parameters	**Standard**

Speed Ratio	Torque Ratio	Engine Speed (rpm)	Net Engine Torque (lb-ft)	Net Engine Power (hp)	Turbine Speed (rpm)	Turbine Torque (lb-ft)	Turbine Power (hp)	Converter Heat Rejection (btu/min)	Match Point
0.000	1.578	1651	1623.7	510.3	0	2524.1	0	21649	Stall
0.100	1.540	1664	1622	513.9	166	2460.6	78	18493	
0.200	1.496	1695	1618.2	522.1	339	2384.4	153.9	15622	
0.300	1.442	1729	1588.1	522.9	519	2254.7	222.7	12734	
0.400	1.385	1770	1547.7	521.5	708	2109.4	284.3	10062	
0.500	1.314	1813	1499.7	517.6	906	1937.8	334.4	7771	
0.547	1.281	1835	1468.7	513.1	1003	1849	353.2	6784	70 Percent
0.600	1.243	1863	1430.3	507.2	1118	1746.7	371.7	5751	
0.673	1.189	1902	1375.7	498.1	1280	1604.9	391.3	4530	80 Percent

0.700	1.169	1916	1352.7	493.5	1341	1550.4	395.9	4138	
0.750	1.124	1945	1307.1	484	1459	1439.7	399.8	3571	
0.766	1.110	1954	1292.6	480.9	1496	1405.5	400.5	3411	85 Percent
0.800	1.080	1974	1260.7	473.8	1579	1332.9	400.7	3099	
0.850	1.027	2007	1205.7	460.8	1706	1210.7	393.3	2863	
0.875	0.998	2032	1161.8	449.5	1778	1132.1	383.3	2811	Coupling
0.900	0.999	2096	1048.3	418.4	1887	1019.6	366.3	2213	
0.900	0.999	2098	1045.5	417.6	1889	1016.8	365.7	2201	
0.901	0.999	2100	1041.7	416.5	1892	1012.9	364.9	2188	Governed
0.913	0.999	2102	931.4	372.9	1920	902.9	330	1818	
0.925	0.999	2105	804.5	322.5	1947	776	287.7	1475	
0.940	0.997	2109	641.1	257.4	1982	611.5	230.8	1130	
0.950	0.997	2112	523.3	210.4	2006	494	188.7	921	
0.960	0.992	2114	401.3	161.6	2030	370.5	143.2	780	

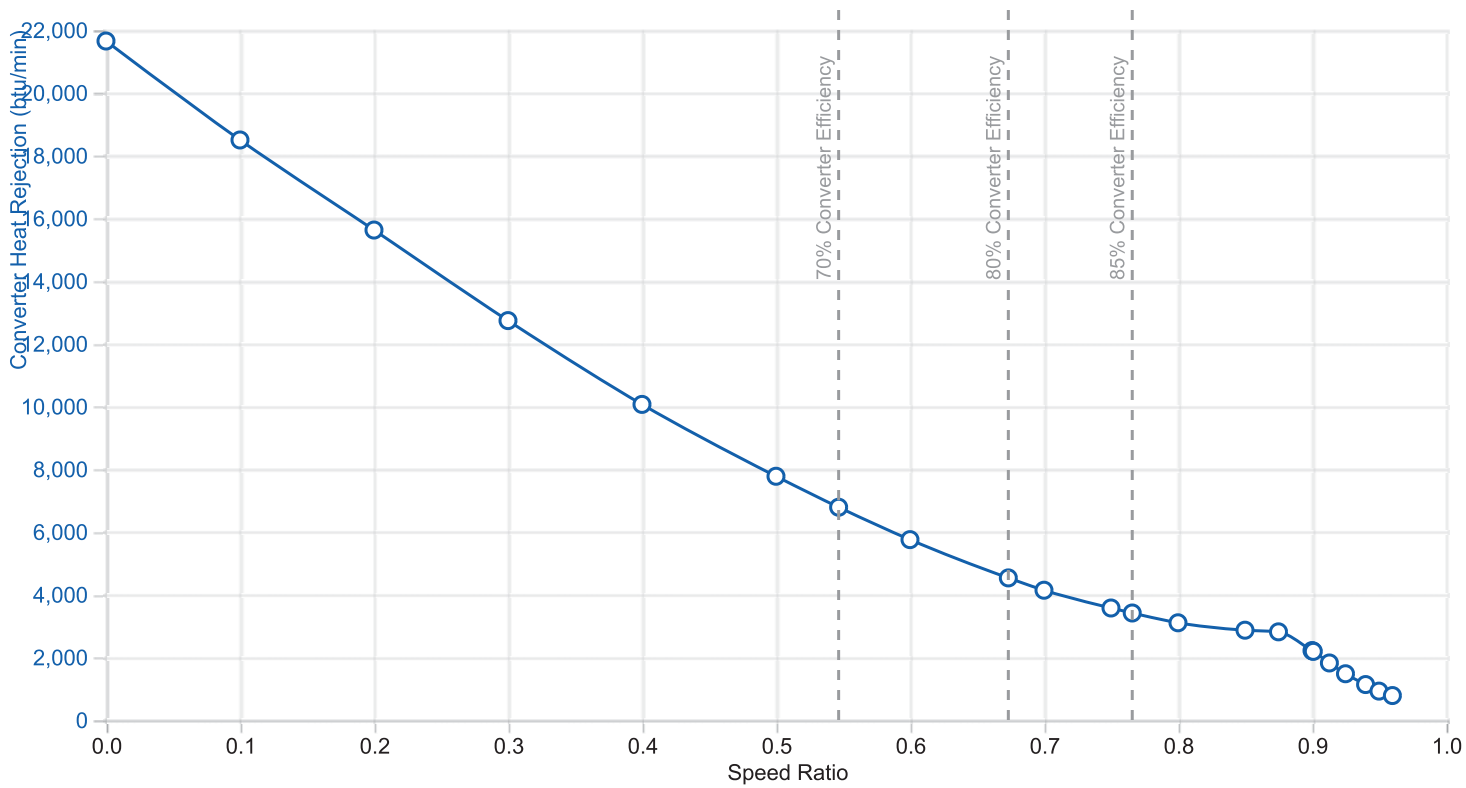

LOCKUP MODE (F1L) - STANDARD, FAN ON, AC OFF, STANDARD POWER CURVE

Engine Fan	**On**	Engine Power	**Standard Power Curve**
Air Conditioning	**Off**	Vehicle Parameters	**Standard**

Engine Speed (rpm)	Net Engine Torque (lb-ft)	Net Engine Power (hp)	Turbine Speed (rpm)	Turbine Torque (lb-ft)	Turbine Power (hp)	Converter Heat Rejection (btu/min)	Match Point
1050	1670.4	334	1050	1650.2	329.9	172	
1075	1669.9	341.8	1075	1649.5	337.6	177	
1100	1669.3	349.6	1100	1648.7	345.3	183	
1125	1668.5	357.4	1125	1647.7	353	189	
1150	1667.5	365.1	1150	1646.6	360.6	194	
1200	1665.2	380.5	1200	1644	375.6	206	
1300	1659.1	410.7	1300	1637.1	405.2	231	
1400	1651.1	440.1	1400	1628.3	434.1	257	
1500	1641.4	468.8	1500	1617.9	462.1	285	
1600	1630.2	496.6	1600	1606.1	489.3	310	
1700	1617.5	523.6	1700	1593.1	515.7	334	
1800	1517.4	520.1	1800	1492.6	511.6	361	
1900	1378.1	498.6	1900	1352.4	489.2	395	
1950	1299	482.3	1950	1272.7	472.5	414	
2000	1218.5	464	2000	1191.6	453.8	434	
2100	1041.7	416.5	2100	1014	405.5	469	Governed
2104	873.7	350	2104	846.1	338.9	470	
2108	705.8	283.2	2108	678.1	272.1	471	
2111	537.8	216.2	2111	510.1	205.1	472	
2115	369.9	149	2115	342.2	137.8	474	
2119	201.9	81.5	2119	174.2	70.3	475	
2123	34	13.7	2123	6.2	2.5	476	
2126	-134	-54.2	2126	-161.8	-65.5	478	
2130	-301.9	-122.4	2130	-329.7	-133.7	479	

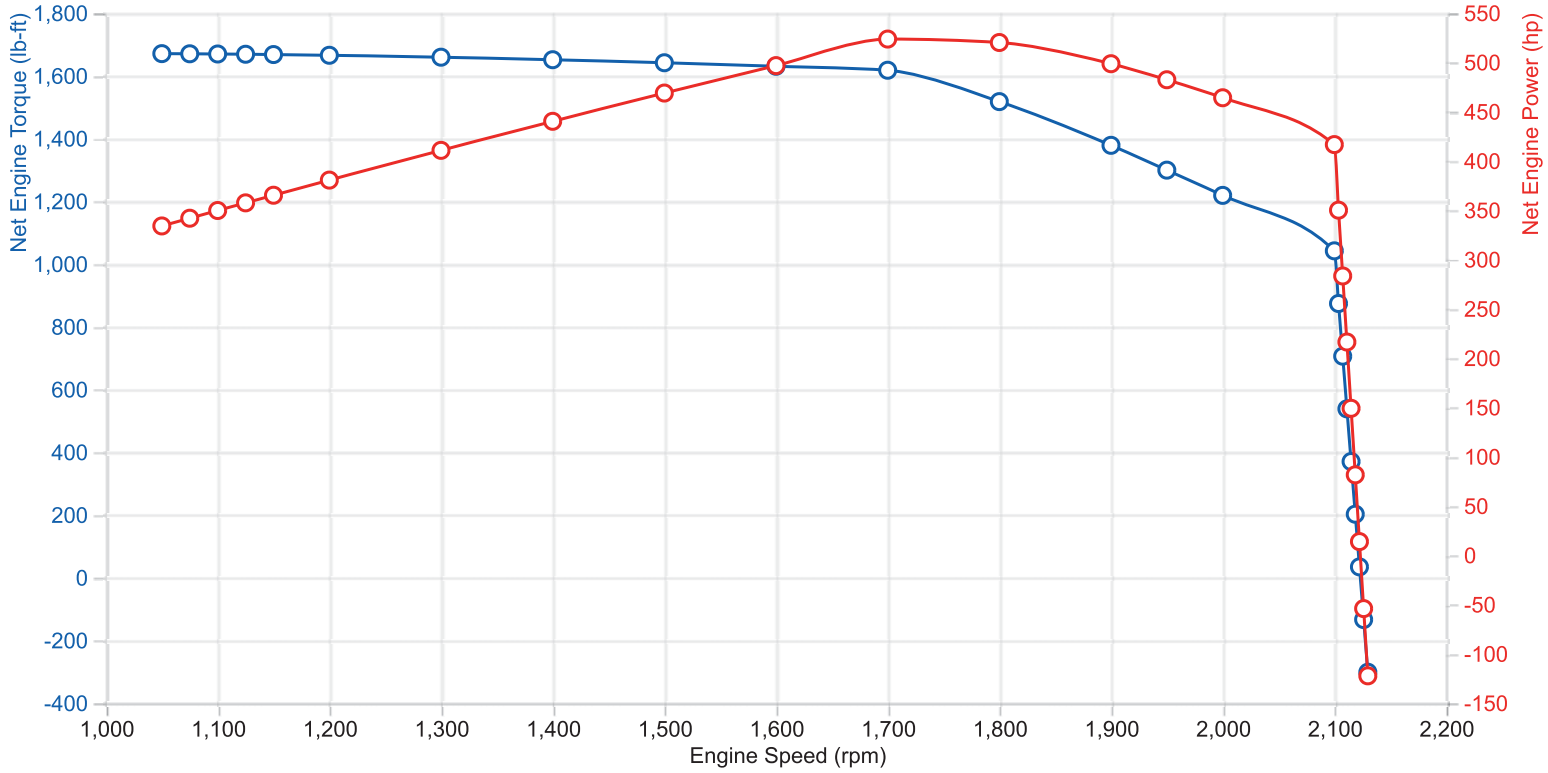

LOCKUP MODE (F2L) - STANDARD, FAN ON, AC OFF, STANDARD POWER CURVE

Engine Fan	**On**	Engine Power	**Standard Power Curve**
Air Conditioning	**Off**	Vehicle Parameters	**Standard**

Engine Speed (rpm)	Net Engine Torque (lb-ft)	Net Engine Power (hp)	Turbine Speed (rpm)	Turbine Torque (lb-ft)	Turbine Power (hp)	Converter Heat Rejection (btu/min)	Match Point
1050	1670.4	334	1050	1650.2	329.9	172	
1075	1669.9	341.8	1075	1649.5	337.6	177	
1100	1669.3	349.6	1100	1648.7	345.3	183	
1125	1668.5	357.4	1125	1647.7	353	189	
1150	1667.5	365.1	1150	1646.6	360.6	194	
1200	1665.2	380.5	1200	1644	375.6	206	
1300	1659.1	410.7	1300	1637.1	405.2	231	
1400	1651.1	440.1	1400	1628.3	434.1	257	
1500	1641.4	468.8	1500	1617.9	462.1	285	
1600	1630.2	496.6	1600	1606.1	489.3	310	

1700	1617.5	523.6	1700	1593.1	515.7	334	
1800	1517.4	520.1	1800	1492.6	511.6	361	
1900	1378.1	498.6	1900	1352.4	489.2	395	
1950	1299	482.3	1950	1272.7	472.5	414	
2000	1218.5	464	2000	1191.6	453.8	434	
2100	1041.7	416.5	2100	1014	405.5	469	Governed
2104	873.7	350	2104	846.1	338.9	470	
2108	705.8	283.2	2108	678.1	272.1	471	
2111	537.8	216.2	2111	510.1	205.1	472	
2115	369.9	149	2115	342.2	137.8	474	
2119	201.9	81.5	2119	174.2	70.3	475	
2123	34	13.7	2123	6.2	2.5	476	
2126	-134	-54.2	2126	-161.8	-65.5	478	
2130	-301.9	-122.4	2130	-329.7	-133.7	479	

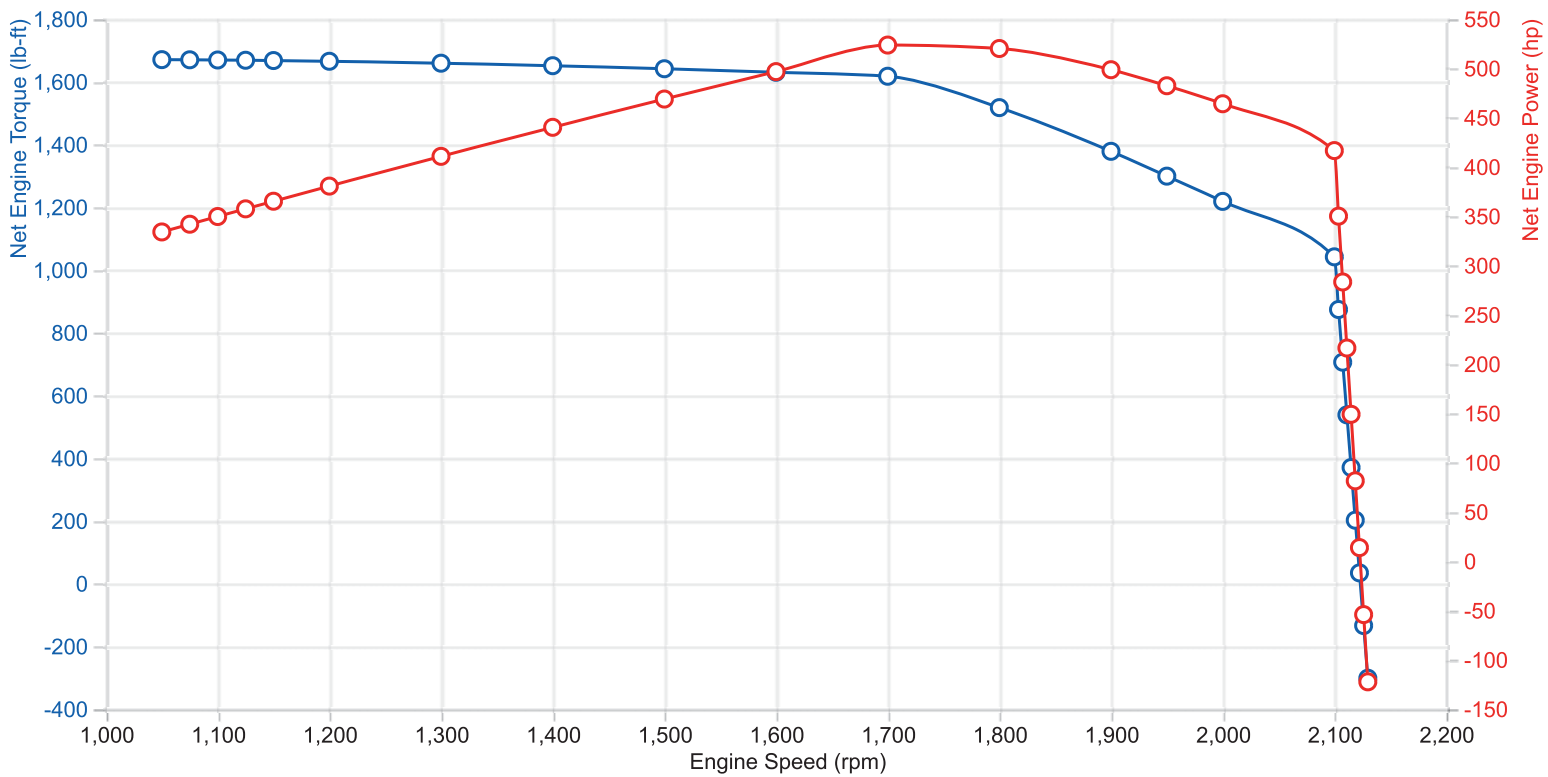

LOCKUP MODE (F3L) - STANDARD, FAN ON, AC OFF, STANDARD POWER CURVE

Engine Fan	**On**	Engine Power	**Standard Power Curve**
Air Conditioning	**Off**	Vehicle Parameters	**Standard**

Engine Speed (rpm)	Net Engine Torque (lb-ft)	Net Engine Power (hp)	Turbine Speed (rpm)	Turbine Torque (lb-ft)	Turbine Power (hp)	Converter Heat Rejection (btu/min)	Match Point
1050	1670.4	334	1050	1650.2	329.9	172	
1075	1669.9	341.8	1075	1649.5	337.6	177	
1100	1669.3	349.6	1100	1648.7	345.3	183	
1125	1668.5	357.4	1125	1647.7	353	189	
1150	1667.5	365.1	1150	1646.6	360.6	194	
1200	1665.2	380.5	1200	1644	375.6	206	
1300	1659.1	410.7	1300	1637.1	405.2	231	
1400	1651.1	440.1	1400	1628.3	434.1	257	
1500	1641.4	468.8	1500	1617.9	462.1	285	
1600	1630.2	496.6	1600	1606.1	489.3	310	
1700	1617.5	523.6	1700	1593.1	515.7	334	
1800	1517.4	520.1	1800	1492.6	511.6	361	
1900	1378.1	498.6	1900	1352.4	489.2	395	
1950	1299	482.3	1950	1272.7	472.5	414	
2000	1218.5	464	2000	1191.6	453.8	434	
2100	1041.7	416.5	2100	1014	405.5	469	Governed
2104	873.7	350	2104	846.1	338.9	470	
2108	705.8	283.2	2108	678.1	272.1	471	
2111	537.8	216.2	2111	510.1	205.1	472	
2115	369.9	149	2115	342.2	137.8	474	
2119	201.9	81.5	2119	174.2	70.3	475	
2123	34	13.7	2123	6.2	2.5	476	
2126	-134	-54.2	2126	-161.8	-65.5	478	
2130	-301.9	-122.4	2130	-329.7	-133.7	479	

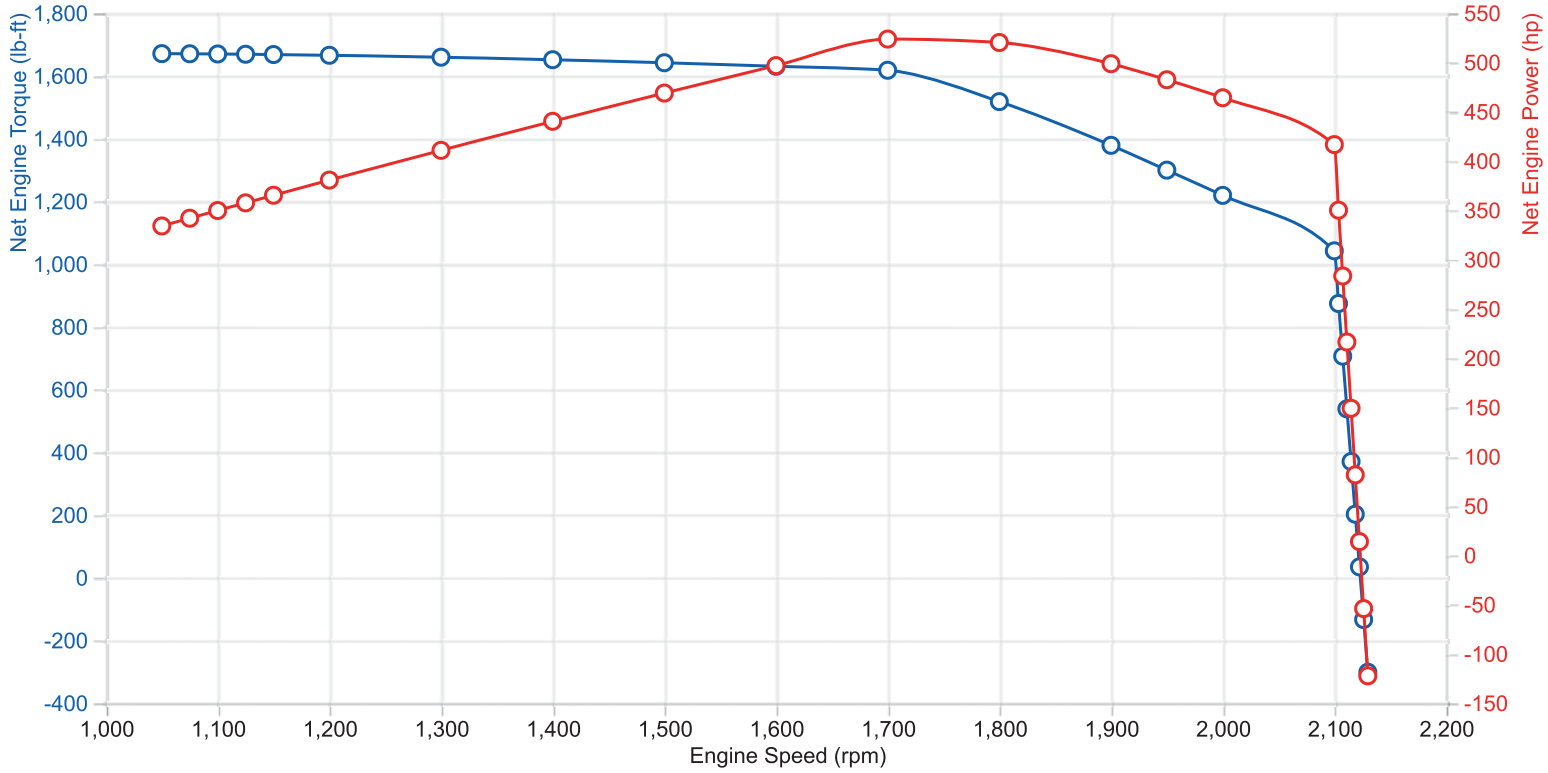

LOCKUP MODE (F4L) - STANDARD, FAN ON, AC OFF, STANDARD POWER CURVE

Engine Fan	**On**	Engine Power	**Standard Power Curve**
Air Conditioning	**Off**	Vehicle Parameters	**Standard**

Engine Speed (rpm)	Net Engine Torque (lb-ft)	Net Engine Power (hp)	Turbine Speed (rpm)	Turbine Torque (lb-ft)	Turbine Power (hp)	Converter Heat Rejection (btu/min)	Match Point
1050	1670.4	334	1050	1650.2	329.9	172	
1075	1669.9	341.8	1075	1649.5	337.6	177	
1100	1669.3	349.6	1100	1648.7	345.3	183	
1125	1668.5	357.4	1125	1647.7	353	189	
1150	1667.5	365.1	1150	1646.6	360.6	194	
1200	1665.2	380.5	1200	1644	375.6	206	
1300	1659.1	410.7	1300	1637.1	405.2	231	
1400	1651.1	440.1	1400	1628.3	434.1	257	
1500	1641.4	468.8	1500	1617.9	462.1	285	
1600	1630.2	496.6	1600	1606.1	489.3	310	

1700	1617.5	523.6	1700	1593.1	515.7	334	
1800	1517.4	520.1	1800	1492.6	511.6	361	
1900	1378.1	498.6	1900	1352.4	489.2	395	
1950	1299	482.3	1950	1272.7	472.5	414	
2000	1218.5	464	2000	1191.6	453.8	434	
2100	1041.7	416.5	2100	1014	405.5	469	Governed
2104	873.7	350	2104	846.1	338.9	470	
2108	705.8	283.2	2108	678.1	272.1	471	
2111	537.8	216.2	2111	510.1	205.1	472	
2115	369.9	149	2115	342.2	137.8	474	
2119	201.9	81.5	2119	174.2	70.3	475	
2123	34	13.7	2123	6.2	2.5	476	
2126	-134	-54.2	2126	-161.8	-65.5	478	
2130	-301.9	-122.4	2130	-329.7	-133.7	479	

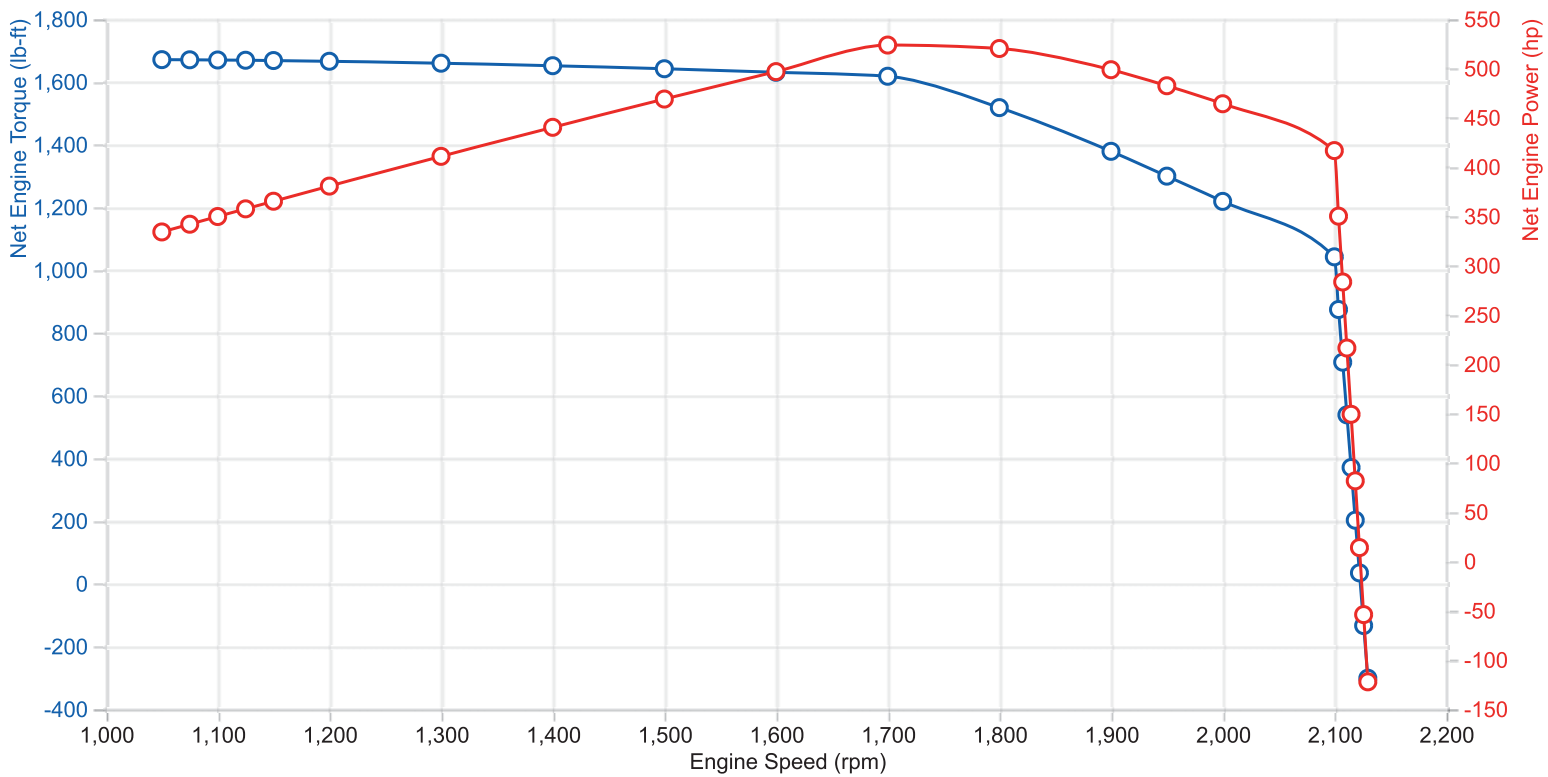

LOCKUP MODE (F5L) - STANDARD, FAN ON, AC OFF, STANDARD POWER CURVE

Engine Fan	**On**	Engine Power	**Standard Power Curve**
Air Conditioning	**Off**	Vehicle Parameters	**Standard**

Engine Speed (rpm)	Net Engine Torque (lb-ft)	Net Engine Power (hp)	Turbine Speed (rpm)	Turbine Torque (lb-ft)	Turbine Power (hp)	Converter Heat Rejection (btu/min)	Match Point
1050	1670.4	334	1050	1650.2	329.9	172	
1075	1669.9	341.8	1075	1649.5	337.6	177	
1100	1669.3	349.6	1100	1648.7	345.3	183	
1125	1668.5	357.4	1125	1647.7	353	189	
1150	1667.5	365.1	1150	1646.6	360.6	194	
1200	1665.2	380.5	1200	1644	375.6	206	
1300	1659.1	410.7	1300	1637.1	405.2	231	
1400	1651.1	440.1	1400	1628.3	434.1	257	
1500	1641.4	468.8	1500	1617.9	462.1	285	
1600	1630.2	496.6	1600	1606.1	489.3	310	
1700	1617.5	523.6	1700	1593.1	515.7	334	
1800	1517.4	520.1	1800	1492.6	511.6	361	
1900	1378.1	498.6	1900	1352.4	489.2	395	
1950	1299	482.3	1950	1272.7	472.5	414	
2000	1218.5	464	2000	1191.6	453.8	434	
2100	1041.7	416.5	2100	1014	405.5	469	Governed
2104	873.7	350	2104	846.1	338.9	470	
2108	705.8	283.2	2108	678.1	272.1	471	
2111	537.8	216.2	2111	510.1	205.1	472	
2115	369.9	149	2115	342.2	137.8	474	
2119	201.9	81.5	2119	174.2	70.3	475	
2123	34	13.7	2123	6.2	2.5	476	
2126	-134	-54.2	2126	-161.8	-65.5	478	
2130	-301.9	-122.4	2130	-329.7	-133.7	479	

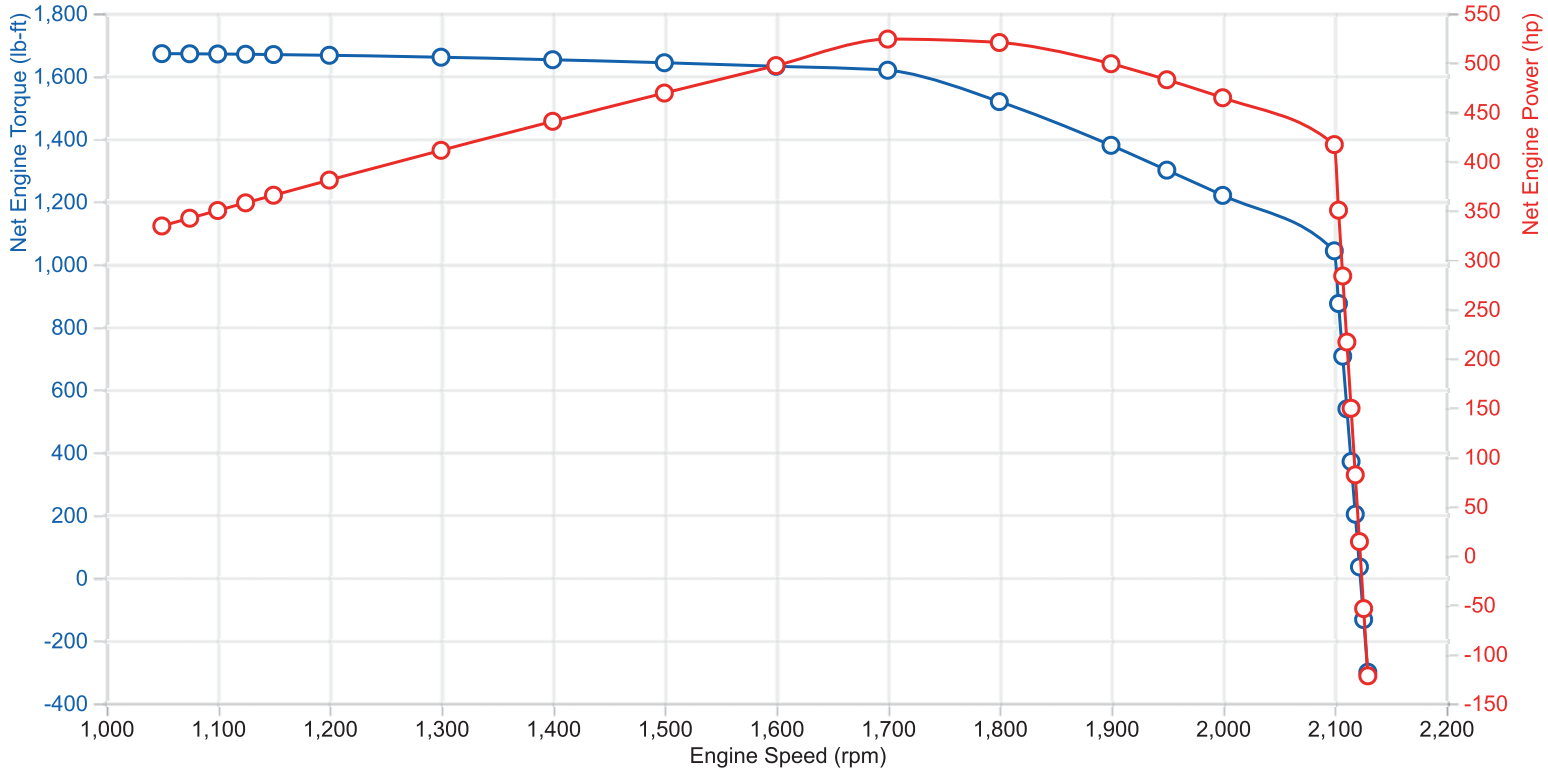

LOCKUP MODE (F6L) - STANDARD, FAN ON, AC OFF, STANDARD POWER CURVE

Engine Fan	**On**	Engine Power	**Standard Power Curve**
Air Conditioning	**Off**	Vehicle Parameters	**Standard**

Engine Speed (rpm)	Net Engine Torque (lb-ft)	Net Engine Power (hp)	Turbine Speed (rpm)	Turbine Torque (lb-ft)	Turbine Power (hp)	Converter Heat Rejection (btu/min)	Match Point
1050	1670.4	334	1050	1650.2	329.9	172	
1075	1669.9	341.8	1075	1649.5	337.6	177	
1100	1669.3	349.6	1100	1648.7	345.3	183	
1125	1668.5	357.4	1125	1647.7	353	189	
1150	1667.5	365.1	1150	1646.6	360.6	194	
1200	1665.2	380.5	1200	1644	375.6	206	
1300	1659.1	410.7	1300	1637.1	405.2	231	
1400	1651.1	440.1	1400	1628.3	434.1	257	
1500	1641.4	468.8	1500	1617.9	462.1	285	
1600	1630.2	496.6	1600	1606.1	489.3	310	

1700	1617.5	523.6	1700	1593.1	515.7	334	
1800	1517.4	520.1	1800	1492.6	511.6	361	
1900	1378.1	498.6	1900	1352.4	489.2	395	
1950	1299	482.3	1950	1272.7	472.5	414	
2000	1218.5	464	2000	1191.6	453.8	434	
2100	1041.7	416.5	2100	1014	405.5	469	Governed
2104	873.7	350	2104	846.1	338.9	470	
2108	705.8	283.2	2108	678.1	272.1	471	
2111	537.8	216.2	2111	510.1	205.1	472	
2115	369.9	149	2115	342.2	137.8	474	
2119	201.9	81.5	2119	174.2	70.3	475	
2123	34	13.7	2123	6.2	2.5	476	
2126	-134	-54.2	2126	-161.8	-65.5	478	
2130	-301.9	-122.4	2130	-329.7	-133.7	479	

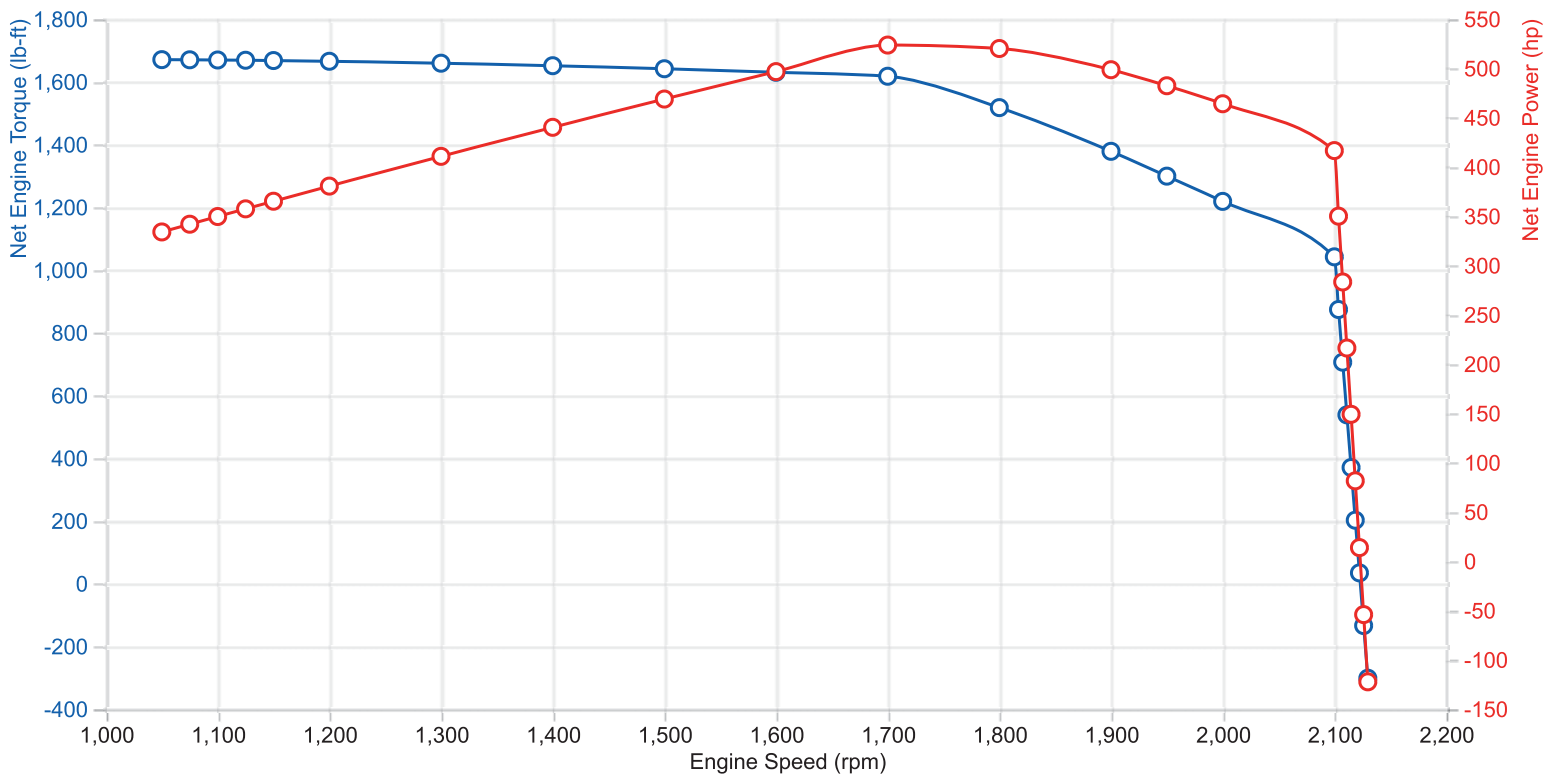

LOCKUP MODE (R1L) - STANDARD, FAN ON, AC OFF, STANDARD POWER CURVE

Engine Fan	**On**	Engine Power	**Standard Power Curve**
Air Conditioning	**Off**	Vehicle Parameters	**Standard**

Engine Speed (rpm)	Net Engine Torque (lb-ft)	Net Engine Power (hp)	Turbine Speed (rpm)	Turbine Torque (lb-ft)	Turbine Power (hp)	Converter Heat Rejection (btu/min)	Match Point
1050	1670.4	334	1050	1650.2	329.9	172	
1075	1669.9	341.8	1075	1649.5	337.6	177	
1100	1669.3	349.6	1100	1648.7	345.3	183	
1125	1668.5	357.4	1125	1647.7	353	189	
1150	1667.5	365.1	1150	1646.6	360.6	194	
1200	1665.2	380.5	1200	1644	375.6	206	
1300	1659.1	410.7	1300	1637.1	405.2	231	
1400	1651.1	440.1	1400	1628.3	434.1	257	
1500	1641.4	468.8	1500	1617.9	462.1	285	
1600	1630.2	496.6	1600	1606.1	489.3	310	
1700	1617.5	523.6	1700	1593.1	515.7	334	
1800	1517.4	520.1	1800	1492.6	511.6	361	
1900	1378.1	498.6	1900	1352.4	489.2	395	
1950	1299	482.3	1950	1272.7	472.5	414	
2000	1218.5	464	2000	1191.6	453.8	434	
2100	1041.7	416.5	2100	1014	405.5	469	Governed
2104	873.7	350	2104	846.1	338.9	470	
2108	705.8	283.2	2108	678.1	272.1	471	
2111	537.8	216.2	2111	510.1	205.1	472	
2115	369.9	149	2115	342.2	137.8	474	
2119	201.9	81.5	2119	174.2	70.3	475	
2123	34	13.7	2123	6.2	2.5	476	
2126	-134	-54.2	2126	-161.8	-65.5	478	
2130	-301.9	-122.4	2130	-329.7	-133.7	479	

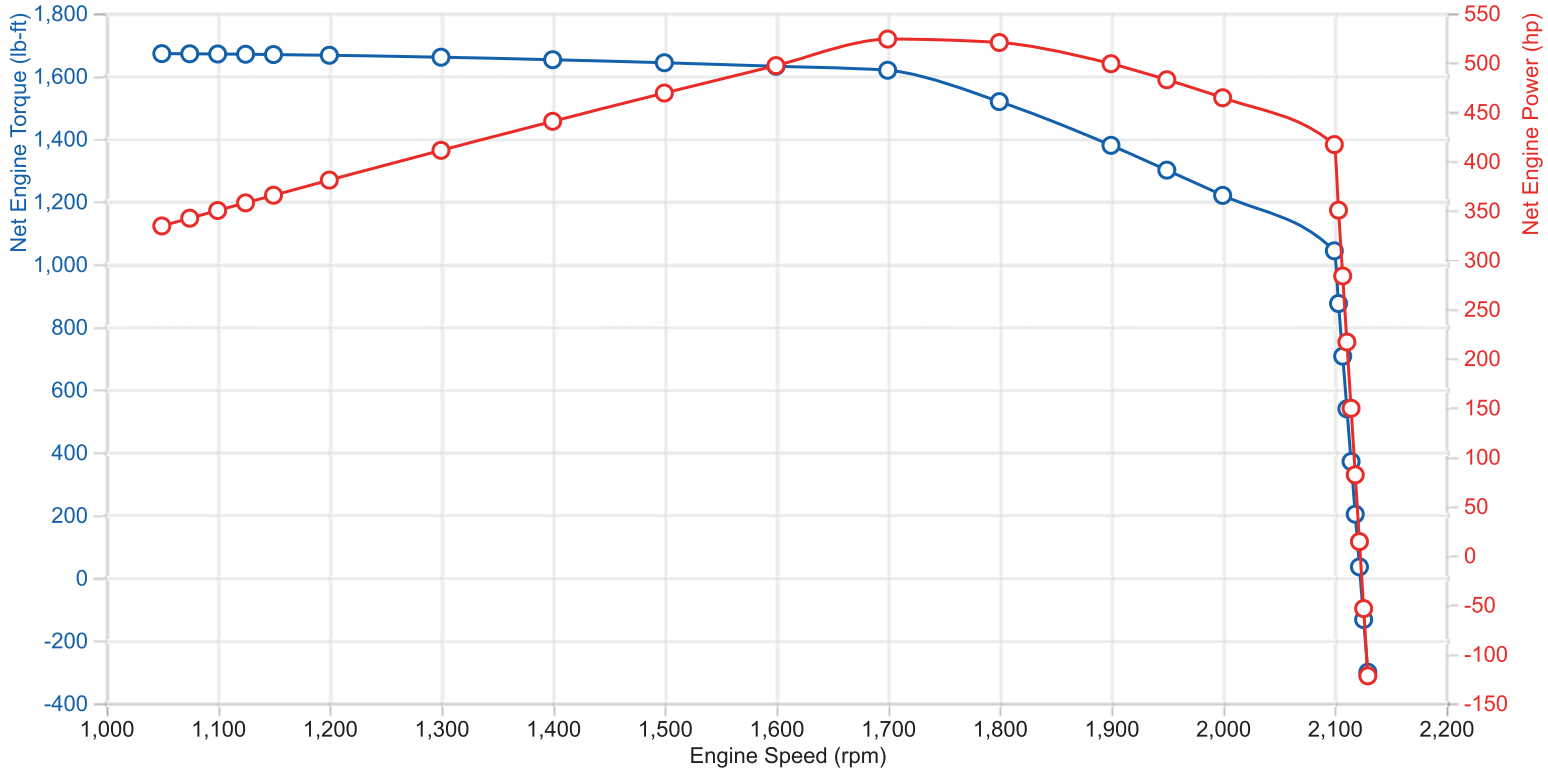

Transmission Output Performance Summary

MISSION

End User	**Orange County**
Selected Vocation	**Fire Service — Pumper - without Split Shaft PTO — Straight Truck** (20-25-10)

PLATFORM

Vehicle Manufacturer	**Rosenbauer America (North America)**
Vehicle Model	**Commander**
Vehicle Configuration	**X15 600hp, 5 spd, 60mph, 72k**
Engine Description	**Cummins X15 EPA17 (Emergency Vehicle) (Diesel) -- 605hp / 1850lbft / 2100rpm -- 2-1350** (2-L006328-E)
Transmission	**4000 EVS** (1-L007367-T)
Transmission Rating	**4000 EVS Fire Truck, Emergency Vehicle - Diesel Allison 5th Generation Controls without SEM/LRTP** (1-L008290-R)
Vehicle Parameters	**Standard**
Torque Converter	**TC561** (1-L001260-TC) **Recommended**
Transmission Retarder	
LRTP Status	**LRTP Required**

NOTE

This SCAAN information is subject to the SCAAN Disclaimer set forth elsewhere.

The data presented in this report is independent of the Shift Calibration, which defines the actual gear range and converter mode (converter, lockup) that the transmission operates in.

GEAR F1 (RATIO = 3.510) - CONVERTER MODE - STANDARD, FAN ON, AC OFF, STANDARD POWER CURVE

Engine Fan	**On**	Engine Power	**Standard Power Curve**
Air Conditioning	**Off**	Vehicle Parameters	**Standard**

Speed Ratio	Engine Speed (rpm)	Net Engine Torque (lb-ft)	Net Engine Power (hp)	Transmission Output Speed (rpm)	Transmission Output Torque (lb-ft)	Transmission Output Power (hp)	Transmission Heat Rejection (btu/min)	Match Point
0.000	1651	1623.7	510.3	0	8765.3	0.0	21649	Stall
0.100	1664	1622.0	513.9	47	8535.6	77.0	18532	
0.200	1695	1618.2	522.1	97	8262.5	151.9	15705	
0.300	1729	1588.1	522.9	148	7805.4	219.7	12865	
0.400	1770	1547.7	521.5	202	7295.3	280.1	10240	
0.500	1813	1499.7	517.6	258	6697.9	329.3	7989	

0.547	1835	1468.7	513.1	286	6389.2	347.7	7018	70 Percent
0.600	1863	1430.3	507.2	318	6033.6	365.7	6002	
0.673	1902	1375.7	498.1	365	5540.7	384.8	4804	80 Percent
0.700	1916	1352.7	493.5	382	5351.3	389.3	4419	
0.750	1945	1307.1	484.0	416	4966.4	392.9	3864	
0.766	1954	1292.6	480.9	426	4847.4	393.5	3708	85 Percent
0.800	1974	1260.7	473.8	450	4594.8	393.5	3404	
0.850	2007	1205.7	460.8	486	4169.4	385.9	3179	
0.875	2032	1161.8	449.5	507	3895.7	375.7	3130	Coupling
0.900	2096	1048.3	418.4	537	3503.9	358.6	2539	
0.900	2098	1045.5	417.6	538	3494.2	358.0	2527	
0.901	2100	1041.7	416.5	539	3480.8	357.2	2514	Governed
0.913	2102	931.4	372.9	547	3098.4	322.6	2132	
0.925	2105	804.5	322.5	555	2657.3	280.7	1773	
0.940	2109	641.1	257.4	565	2085.5	224.3	1408	
0.950	2112	523.3	210.4	571	1677.3	182.5	1182	
0.960	2114	401.3	161.6	578	1248.5	137.5	1022	

GEAR F2 (RATIO = 1.906) - CONVERTER MODE - STANDARD, FAN ON, AC OFF, STANDARD POWER CURVE

Engine Fan	**On**	Engine Power	**Standard Power Curve**
Air Conditioning	**Off**	Vehicle Parameters	**Standard**

Speed Ratio	Engine Speed (rpm)	Net Engine Torque (lb-ft)	Net Engine Power (hp)	Transmission Output Speed (rpm)	Transmission Output Torque (lb-ft)	Transmission Output Power (hp)	Transmission Heat Rejection (btu/min)	Match Point
0.000	1651	1623.7	510.3	0	4772.4	0.0	21649	Stall
0.100	1664	1622.0	513.9	87	4646.8	77.2	18524	
0.200	1695	1618.2	522.1	178	4497.8	152.3	15690	
0.300	1729	1588.1	522.9	272	4248.7	220.2	12843	
0.400	1770	1547.7	521.5	371	3970.9	280.8	10213	
0.500	1813	1499.7	517.6	475	3644.6	330.0	7961	
0.547	1835	1468.7	513.1	526	3476.2	348.4	6989	70 Percent

0.600	1863	1430.3	507.2	586	3282.7	366.4	5973	
0.673	1902	1375.7	498.1	672	3015.3	385.7	4769	80 Percent
0.700	1916	1352.7	493.5	704	2912.7	390.2	4380	
0.750	1945	1307.1	484.0	765	2704.6	394.1	3817	
0.766	1954	1292.6	480.9	785	2640.4	394.7	3657	85 Percent
0.800	1974	1260.7	473.8	828	2503.2	394.8	3351	
0.850	2007	1205.7	460.8	895	2272.0	387.2	3122	
0.875	2032	1161.8	449.5	933	2123.2	377.1	3073	Coupling
0.900	2096	1048.3	418.4	990	1910.2	360.0	2479	
0.900	2098	1045.5	417.6	991	1905.0	359.5	2467	
0.901	2100	1041.7	416.5	993	1897.7	358.6	2455	Governed
0.913	2102	931.4	372.9	1007	1689.6	323.9	2075	
0.925	2105	804.5	322.5	1022	1449.5	282.0	1720	
0.940	2109	641.1	257.4	1040	1138.3	225.4	1359	
0.950	2112	523.3	210.4	1052	916.1	183.6	1138	
0.960	2114	401.3	161.6	1065	682.6	138.4	983	

GEAR F3 (RATIO = 1.429) - CONVERTER MODE - STANDARD, FAN ON, AC OFF, STANDARD POWER CURVE

Engine Fan	**On**	Engine Power	**Standard Power Curve**
Air Conditioning	**Off**	Vehicle Parameters	**Standard**

Speed Ratio	Engine Speed (rpm)	Net Engine Torque (lb-ft)	Net Engine Power (hp)	Transmission Output Speed (rpm)	Transmission Output Torque (lb-ft)	Transmission Output Power (hp)	Transmission Heat Rejection (btu/min)	Match Point
0.000	1651	1623.7	510.3	0	3584.8	0.0	21649	Stall
0.100	1664	1622.0	513.9	116	3491.9	77.4	18516	
0.200	1695	1618.2	522.1	237	3381.0	152.7	15671	
0.300	1729	1588.1	522.9	363	3194.5	220.9	12814	
0.400	1770	1547.7	521.5	495	2986.2	281.7	10174	
0.500	1813	1499.7	517.6	634	2740.8	331.0	7915	
0.547	1835	1468.7	513.1	702	2614.0	349.5	6942	70 Percent
0.600	1863	1430.3	507.2	782	2468.1	367.6	5925	

0.673	1902	1375.7	498.1	896	2266.1	386.7	4726	80 Percent
0.700	1916	1352.7	493.5	939	2188.6	391.2	4340	
0.750	1945	1307.1	484.0	1021	2031.1	394.8	3785	
0.766	1954	1292.6	480.9	1047	1982.5	395.4	3628	85 Percent
0.800	1974	1260.7	473.8	1105	1879.5	395.5	3322	
0.850	2007	1205.7	460.8	1194	1706.4	388.0	3090	
0.875	2032	1161.8	449.5	1244	1595.0	377.9	3037	Coupling
0.900	2096	1048.3	418.4	1320	1435.8	361.0	2436	
0.900	2098	1045.5	417.6	1322	1431.9	360.5	2425	
0.901	2100	1041.7	416.5	1324	1426.4	359.7	2412	Governed
0.913	2102	931.4	372.9	1343	1270.3	325.0	2032	
0.925	2105	804.5	322.5	1363	1090.3	282.9	1678	
0.940	2109	641.1	257.4	1387	856.9	226.4	1318	
0.950	2112	523.3	210.4	1404	690.2	184.5	1098	
0.960	2114	401.3	161.6	1421	515.0	139.3	944	

GEAR F4 (RATIO = 1.000) - CONVERTER MODE - STANDARD, FAN ON, AC OFF, STANDARD POWER CURVE

Engine Fan	**On**	Engine Power	**Standard Power Curve**
Air Conditioning	**Off**	Vehicle Parameters	**Standard**

Speed Ratio	Engine Speed (rpm)	Net Engine Torque (lb-ft)	Net Engine Power (hp)	Transmission Output Speed (rpm)	Transmission Output Torque (lb-ft)	Transmission Output Power (hp)	Transmission Heat Rejection (btu/min)	Match Point
0.000	1651	1623.7	510.3	0	2524.1	0.0	21649	Stall
0.100	1664	1622.0	513.9	166	2453.4	77.7	18503	
0.200	1695	1618.2	522.1	339	2371.4	153.0	15657	
0.300	1729	1588.1	522.9	519	2237.5	221.0	12807	
0.400	1770	1547.7	521.5	708	2089.7	281.7	10175	
0.500	1813	1499.7	517.6	906	1917.8	331.0	7918	
0.547	1835	1468.7	513.1	1003	1829.6	349.5	6941	70 Percent
0.600	1863	1430.3	507.2	1118	1728.7	367.8	5913	
0.673	1902	1375.7	498.1	1280	1590.2	387.7	4682	80 Percent

0.700	1916	1352.7	493.5	1341	1537.4	392.6	4279	
0.750	1945	1307.1	484.0	1459	1430.4	397.3	3680	
0.766	1954	1292.6	480.9	1496	1397.6	398.2	3507	85 Percent
0.800	1974	1260.7	473.8	1579	1325.7	398.6	3191	
0.850	2007	1205.7	460.8	1706	1204.3	391.2	2952	
0.875	2032	1161.8	449.5	1778	1125.9	381.2	2900	Coupling
0.900	2096	1048.3	418.4	1887	1013.1	363.9	2312	
0.900	2098	1045.5	417.6	1889	1010.3	363.4	2300	
0.901	2100	1041.7	416.5	1892	1006.5	362.6	2288	Governed
0.913	2102	931.4	372.9	1920	896.5	327.7	1918	
0.925	2105	804.5	322.5	1947	769.7	285.4	1574	
0.940	2109	641.1	257.4	1982	605.3	228.5	1229	
0.950	2112	523.3	210.4	2006	487.8	186.3	1020	
0.960	2114	401.3	161.6	2030	364.3	140.8	880	

GEAR F5 (RATIO = 0.737) - CONVERTER MODE - STANDARD, FAN ON, AC OFF, STANDARD POWER CURVE

Engine Fan	**On**	Engine Power	**Standard Power Curve**
Air Conditioning	**Off**	Vehicle Parameters	**Standard**

Speed Ratio	Engine Speed (rpm)	Net Engine Torque (lb-ft)	Net Engine Power (hp)	Transmission Output Speed (rpm)	Transmission Output Torque (lb-ft)	Transmission Output Power (hp)	Transmission Heat Rejection (btu/min)	Match Point
0.000	1651	1623.7	510.3	0	1846.4	0.0	21649	Stall
0.100	1664	1622.0	513.9	226	1797.7	77.3	18523	
0.200	1695	1618.2	522.1	460	1739.8	152.3	15688	
0.300	1729	1588.1	522.9	704	1643.0	220.2	12842	
0.400	1770	1547.7	521.5	960	1535.0	280.7	10216	
0.500	1813	1499.7	517.6	1230	1408.0	329.7	7973	
0.547	1835	1468.7	513.1	1361	1342.5	347.9	7008	70 Percent
0.600	1863	1430.3	507.2	1516	1267.1	365.8	6000	
0.673	1902	1375.7	498.1	1737	1162.8	384.6	4814	80 Percent
0.700	1916	1352.7	493.5	1820	1122.8	389.0	4433	

0.750	1945	1307.1	484.0	1979	1041.5	392.4	3885	
0.766	1954	1292.6	480.9	2030	1016.4	392.9	3732	85 Percent
0.800	1974	1260.7	473.8	2142	963.3	392.9	3432	
0.850	2007	1205.7	460.8	2315	873.8	385.1	3211	
0.875	2032	1161.8	449.5	2412	816.4	374.9	3163	Coupling
0.900	2096	1048.3	418.4	2560	734.2	357.8	2571	
0.900	2098	1045.5	417.6	2563	732.2	357.3	2560	
0.901	2100	1041.7	416.5	2567	729.3	356.5	2547	Governed
0.913	2102	931.4	372.9	2604	648.9	321.8	2168	
0.925	2105	804.5	322.5	2642	556.1	279.7	1813	
0.940	2109	641.1	257.4	2689	435.8	223.2	1453	
0.950	2112	523.3	210.4	2721	349.9	181.3	1233	
0.960	2114	401.3	161.6	2754	259.5	136.1	1082	

GEAR F6 (RATIO = 0.639) - CONVERTER MODE - STANDARD, FAN ON, AC OFF, STANDARD POWER CURVE

Engine Fan	**On**	Engine Power	**Standard Power Curve**
Air Conditioning	**Off**	Vehicle Parameters	**Standard**

Speed Ratio	Engine Speed (rpm)	Net Engine Torque (lb-ft)	Net Engine Power (hp)	Transmission Output Speed (rpm)	Transmission Output Torque (lb-ft)	Transmission Output Power (hp)	Transmission Heat Rejection (btu/min)	Match Point
0.000	1651	1623.7	510.3	0	1598.7	0.0	21649	Stall
0.100	1664	1622.0	513.9	260	1555.8	77.1	18528	
0.200	1695	1618.2	522.1	530	1504.8	152.0	15702	
0.300	1729	1588.1	522.9	812	1420.1	219.5	12870	
0.400	1770	1547.7	521.5	1108	1325.6	279.6	10262	
0.500	1813	1499.7	517.6	1418	1214.6	328.0	8043	
0.547	1835	1468.7	513.1	1570	1157.3	346.0	7091	70 Percent
0.600	1863	1430.3	507.2	1749	1091.3	363.4	6101	
0.673	1902	1375.7	498.1	2004	1000.0	381.5	4944	80 Percent
0.700	1916	1352.7	493.5	2099	965.0	385.7	4574	
0.750	1945	1307.1	484.0	2283	893.9	388.5	4052	

0.766	1954	1292.6	480.9	2342	871.9	388.8	3906	85 Percent
0.800	1974	1260.7	473.8	2471	825.3	388.3	3627	
0.850	2007	1205.7	460.8	2670	747.0	379.7	3439	
0.875	2032	1161.8	449.5	2783	696.6	369.1	3412	Coupling
0.900	2096	1048.3	418.4	2952	624.6	351.1	2854	
0.900	2098	1045.5	417.6	2956	622.8	350.6	2843	
0.901	2100	1041.7	416.5	2961	620.4	349.8	2831	Governed
0.913	2102	931.4	372.9	3004	550.5	314.9	2460	
0.925	2105	804.5	322.5	3048	469.9	272.7	2113	
0.940	2109	641.1	257.4	3102	365.5	215.9	1762	
0.950	2112	523.3	210.4	3139	290.9	173.9	1548	
0.960	2114	401.3	161.6	3176	212.5	128.5	1401	

GEAR R1 (RATIO = 4.801) - CONVERTER MODE - STANDARD, FAN ON, AC OFF, STANDARD POWER CURVE

Engine Fan	**On**	Engine Power	**Standard Power Curve**
Air Conditioning	**Off**	Vehicle Parameters	**Standard**

Speed Ratio	Engine Speed (rpm)	Net Engine Torque (lb-ft)	Net Engine Power (hp)	Transmission Output Speed (rpm)	Transmission Output Torque (lb-ft)	Transmission Output Power (hp)	Transmission Heat Rejection (btu/min)	Match Point
0.000	1651	1623.7	510.3	0	11696.7	0.0	21649	Stall
0.100	1664	1622.0	513.9	35	11398.7	75.2	18609	
0.200	1695	1618.2	522.1	71	11041.6	148.4	15853	
0.300	1729	1588.1	522.9	108	10437.6	214.8	13073	
0.400	1770	1547.7	521.5	147	9761.3	274.0	10499	
0.500	1813	1499.7	517.6	189	8963.5	322.2	8290	
0.547	1835	1468.7	513.1	209	8551.0	340.2	7335	70 Percent
0.600	1863	1430.3	507.2	233	8075.9	357.9	6334	
0.673	1902	1375.7	498.1	267	7417.7	376.7	5150	80 Percent
0.700	1916	1352.7	493.5	279	7165.0	381.1	4767	
0.750	1945	1307.1	484.0	304	6651.4	384.8	4211	
0.766	1954	1292.6	480.9	312	6492.7	385.3	4054	85 Percent

0.800	1974	1260.7	473.8	329	6155.3	385.4	3748	
0.850	2007	1205.7	460.8	355	5587.4	378.1	3510	
0.875	2032	1161.8	449.5	370	5221.9	368.2	3449	Coupling
0.900	2096	1048.3	418.4	393	4698.8	351.6	2836	
0.900	2098	1045.5	417.6	393	4685.8	351.1	2824	
0.901	2100	1041.7	416.5	394	4667.9	350.3	2810	Governed
0.913	2102	931.4	372.9	400	4157.6	316.5	2391	
0.925	2105	804.5	322.5	406	3568.9	275.6	1988	
0.940	2109	641.1	257.4	413	2805.9	220.6	1563	
0.950	2112	523.3	210.4	418	2261.1	179.9	1294	
0.960	2114	401.3	161.6	423	1688.6	135.9	1087	

GEAR F1 (RATIO = 3.510) - LOCKUP MODE - STANDARD, FAN ON, AC OFF, STANDARD POWER CURVE

Engine Fan	**On**	Engine Power	**Standard Power Curve**
Air Conditioning	**Off**	Vehicle Parameters	**Standard**

Engine Speed (rpm)	Net Engine Torque (lb-ft)	Net Engine Power (hp)	Transmission Output Speed (rpm)	Transmission Output Torque (lb-ft)	Transmission Output Power (hp)	Transmission Heat Rejection (btu/min)	Match Point
1050	1670.4	334.0	299	5698.6	324.6	399	
1075	1669.9	341.8	306	5696.2	332.2	410	
1100	1669.3	349.6	313	5693.3	339.7	421	
1125	1668.5	357.4	320	5689.9	347.2	432	
1150	1667.5	365.1	328	5685.9	354.7	443	
1200	1665.2	380.5	342	5676.5	369.5	466	
1300	1659.1	410.7	370	5652.3	398.6	513	
1400	1651.1	440.1	399	5621.6	426.9	561	
1500	1641.4	468.8	427	5584.9	454.4	610	
1600	1630.2	496.6	456	5543.5	481.1	658	
1700	1617.5	523.6	484	5497.5	506.9	705	
1800	1517.4	520.1	513	5147.5	502.6	742	
1900	1378.1	498.6	541	4659.4	480.2	778	

1950	1299.0	482.3	556	4382.0	463.5	797	
2000	1218.5	464.0	570	4100.0	444.8	816	
2100	1041.7	416.5	598	3483.3	396.8	837	Governed
2104	873.7	350.0	599	2900.0	330.9	808	
2108	705.8	283.2	600	2316.8	264.8	779	
2111	537.8	216.2	601	1733.5	198.5	750	
2115	369.9	149.0	603	1150.2	132.0	721	
2119	201.9	81.5	604	566.9	65.1	692	
2123	34.0	13.7	605	-16.4	-1.9	663	
2126	-134.0	-54.2	606	-599.7	-69.2	634	
2130	-301.9	-122.4	607	-1183.1	-136.7	604	

GEAR F2 (RATIO = 1.906) - LOCKUP MODE - STANDARD, FAN ON, AC OFF, STANDARD POWER CURVE

Engine Fan	**On**	Engine Power	**Standard Power Curve**
Air Conditioning	**Off**	Vehicle Parameters	**Standard**

Engine Speed (rpm)	Net Engine Torque (lb-ft)	Net Engine Power (hp)	Transmission Output Speed (rpm)	Transmission Output Torque (lb-ft)	Transmission Output Power (hp)	Transmission Heat Rejection (btu/min)	Match Point
1050	1670.4	334.0	551	3100.2	325.2	374	
1075	1669.9	341.8	564	3099.0	332.8	384	
1100	1669.3	349.6	577	3097.4	340.3	394	
1125	1668.5	357.4	590	3095.6	347.9	405	
1150	1667.5	365.1	603	3093.5	355.4	415	
1200	1665.2	380.5	630	3088.7	370.2	435	
1300	1659.1	410.7	682	3076.2	399.5	475	
1400	1651.1	440.1	734	3060.6	428.0	514	
1500	1641.4	468.8	787	3042.0	455.8	552	
1600	1630.2	496.6	839	3019.8	482.6	594	
1700	1617.5	523.6	892	2995.1	508.6	635	
1800	1517.4	520.1	944	2804.8	504.3	669	
1900	1378.1	498.6	997	2539.4	481.9	705	

1950	1299.0	482.3	1023	2388.6	465.2	723	
2000	1218.5	464.0	1049	2235.2	446.5	742	
2100	1041.7	416.5	1102	1899.3	398.4	768	Governed
2104	873.7	350.0	1104	1581.7	332.4	747	
2108	705.8	283.2	1106	1264.1	266.1	726	
2111	537.8	216.2	1108	946.5	199.6	704	
2115	369.9	149.0	1110	628.9	132.9	683	
2119	201.9	81.5	1112	311.3	65.9	661	
2123	34.0	13.7	1113	-6.3	-1.3	640	
2126	-134.0	-54.2	1115	-323.9	-68.8	618	
2130	-301.9	-122.4	1117	-641.5	-136.5	596	

GEAR F3 (RATIO = 1.429) - LOCKUP MODE - STANDARD, FAN ON, AC OFF, STANDARD POWER CURVE

Engine Fan	**On**	Engine Power	**Standard Power Curve**
Air Conditioning	**Off**	Vehicle Parameters	**Standard**

Engine Speed (rpm)	Net Engine Torque (lb-ft)	Net Engine Power (hp)	Transmission Output Speed (rpm)	Transmission Output Torque (lb-ft)	Transmission Output Power (hp)	Transmission Heat Rejection (btu/min)	Match Point
1050	1670.4	334.0	735	2331.3	326.2	329	
1075	1669.9	341.8	752	2330.3	333.8	339	
1100	1669.3	349.6	770	2329.0	341.4	349	
1125	1668.5	357.4	787	2327.5	348.9	359	
1150	1667.5	365.1	805	2325.8	356.4	369	
1200	1665.2	380.5	840	2321.8	371.3	390	
1300	1659.1	410.7	910	2311.7	400.5	432	
1400	1651.1	440.1	980	2299.1	428.9	475	
1500	1641.4	468.8	1050	2284.1	456.6	518	
1600	1630.2	496.6	1120	2267.6	483.5	557	
1700	1617.5	523.6	1190	2249.5	509.6	592	
1800	1517.4	520.1	1260	2107.1	505.4	621	
1900	1378.1	498.6	1330	1908.5	483.2	650	

1950	1299.0	482.3	1365	1795.7	466.6	664	
2000	1218.5	464.0	1400	1680.9	448.0	679	
2100	1041.7	416.5	1470	1429.6	400.1	698	Governed
2104	873.7	350.0	1472	1191.1	333.9	682	
2108	705.8	283.2	1475	952.5	267.5	666	
2111	537.8	216.2	1478	714.0	200.9	650	
2115	369.9	149.0	1480	475.5	134.0	634	
2119	201.9	81.5	1483	237.0	66.9	618	
2123	34.0	13.7	1486	-1.6	-0.4	602	
2126	-134.0	-54.2	1488	-240.1	-68.0	585	
2130	-301.9	-122.4	1491	-478.6	-135.9	569	

GEAR F4 (RATIO = 1.000) - LOCKUP MODE - STANDARD, FAN ON, AC OFF, STANDARD POWER CURVE

Engine Fan	**On**	Engine Power	**Standard Power Curve**
Air Conditioning	**Off**	Vehicle Parameters	**Standard**

Engine Speed (rpm)	Net Engine Torque (lb-ft)	Net Engine Power (hp)	Transmission Output Speed (rpm)	Transmission Output Torque (lb-ft)	Transmission Output Power (hp)	Transmission Heat Rejection (btu/min)	Match Point
1050	1670.4	334.0	1050	1631.2	326.1	332	
1075	1669.9	341.8	1075	1630.9	333.8	339	
1100	1669.3	349.6	1100	1630.4	341.5	345	
1125	1668.5	357.4	1125	1629.9	349.1	351	
1150	1667.5	365.1	1150	1629.2	356.7	356	
1200	1665.2	380.5	1200	1627.5	371.8	366	
1300	1659.1	410.7	1300	1622.9	401.7	380	
1400	1651.1	440.1	1400	1617.1	431.1	384	
1500	1641.4	468.8	1500	1610.1	459.8	379	
1600	1630.2	496.6	1600	1599.1	487.2	401	
1700	1617.5	523.6	1700	1586.6	513.6	424	
1800	1517.4	520.1	1800	1486.4	509.4	451	
1900	1378.1	498.6	1900	1345.9	486.9	494	

1950	1299.0	482.3	1950	1266.4	470.2	513	
2000	1218.5	464.0	2000	1185.5	451.4	534	
2100	1041.7	416.5	2100	1007.9	403.0	573	Governed
2104	873.7	350.0	2104	839.9	336.4	575	
2108	705.8	283.2	2108	671.9	269.6	576	
2111	537.8	216.2	2111	504.0	202.6	578	
2115	369.9	149.0	2115	336.0	135.3	579	
2119	201.9	81.5	2119	168.0	67.8	581	
2123	34.0	13.7	2123	0.0	0.0	582	
2126	-134.0	-54.2	2126	-167.9	-68.0	584	
2130	-301.9	-122.4	2130	-335.9	-136.2	585	

GEAR F5 (RATIO = 0.737) - LOCKUP MODE - STANDARD, FAN ON, AC OFF, STANDARD POWER CURVE

Engine Fan	**On**	Engine Power	**Standard Power Curve**
Air Conditioning	**Off**	Vehicle Parameters	**Standard**

Engine Speed (rpm)	Net Engine Torque (lb-ft)	Net Engine Power (hp)	Transmission Output Speed (rpm)	Transmission Output Torque (lb-ft)	Transmission Output Power (hp)	Transmission Heat Rejection (btu/min)	Match Point
1050	1670.4	334.0	1425	1196.8	324.6	397	
1075	1669.9	341.8	1458	1196.2	332.2	409	
1100	1669.3	349.6	1492	1195.5	339.7	421	
1125	1668.5	357.4	1526	1194.7	347.2	434	
1150	1667.5	365.1	1560	1193.7	354.6	446	
1200	1665.2	380.5	1628	1191.6	369.4	471	
1300	1659.1	410.7	1764	1186.2	398.3	522	
1400	1651.1	440.1	1899	1179.6	426.6	574	
1500	1641.4	468.8	2035	1171.8	454.0	626	
1600	1630.2	496.6	2171	1163.1	480.7	674	
1700	1617.5	523.6	2306	1153.6	506.6	720	
1800	1517.4	520.1	2442	1080.1	502.2	757	
1900	1378.1	498.6	2578	977.6	479.8	794	

1950	1299.0	482.3	2646	919.4	463.1	812	
2000	1218.5	464.0	2713	860.3	444.4	831	
2100	1041.7	416.5	2849	729.9	396.0	871	Governed
2104	873.7	350.0	2854	607.1	329.9	852	
2108	705.8	283.2	2859	484.2	263.6	833	
2111	537.8	216.2	2864	361.3	197.0	813	
2115	369.9	149.0	2869	238.4	130.2	794	
2119	201.9	81.5	2874	115.5	63.2	774	
2123	34.0	13.7	2880	-7.4	-4.1	755	
2126	-134.0	-54.2	2885	-130.3	-71.6	735	
2130	-301.9	-122.4	2890	-253.2	-139.3	715	

GEAR F6 (RATIO = 0.639) - LOCKUP MODE - STANDARD, FAN ON, AC OFF, STANDARD POWER CURVE

Engine Fan	**On**	Engine Power	**Standard Power Curve**
Air Conditioning	**Off**	Vehicle Parameters	**Standard**

Engine Speed (rpm)	Net Engine Torque (lb-ft)	Net Engine Power (hp)	Transmission Output Speed (rpm)	Transmission Output Torque (lb-ft)	Transmission Output Power (hp)	Transmission Heat Rejection (btu/min)	Match Point
1050	1670.4	334.0	1643	1030.9	322.5	485	
1075	1669.9	341.8	1682	1030.2	330.0	501	
1100	1669.3	349.6	1721	1029.4	337.4	518	
1125	1668.5	357.4	1761	1028.6	344.8	535	
1150	1667.5	365.1	1800	1027.6	352.1	552	
1200	1665.2	380.5	1878	1025.5	366.7	586	
1300	1659.1	410.7	2034	1020.2	395.2	656	
1400	1651.1	440.1	2191	1013.8	422.9	729	
1500	1641.4	468.8	2347	1006.4	449.8	804	
1600	1630.2	496.6	2504	998.2	475.9	879	
1700	1617.5	523.6	2660	989.2	501.1	953	
1800	1517.4	520.1	2817	924.8	496.0	1020	
1900	1378.1	498.6	2973	835.3	472.9	1088	

1950	1299.0	482.3	3052	784.5	455.8	1122	
2000	1218.5	464.0	3130	732.9	436.7	1157	
2100	1041.7	416.5	3286	619.4	387.6	1226	Governed
2104	873.7	350.0	3292	513.0	321.6	1205	
2108	705.8	283.2	3298	406.6	255.3	1183	
2111	537.8	216.2	3304	300.2	188.8	1161	
2115	369.9	149.0	3310	193.7	122.1	1139	
2119	201.9	81.5	3316	87.3	55.1	1118	
2123	34.0	13.7	3322	-19.1	-12.1	1096	
2126	-134.0	-54.2	3327	-125.5	-79.5	1074	
2130	-301.9	-122.4	3333	-232.0	-147.2	1052	

GEAR R1 (RATIO = 4.801) - LOCKUP MODE - STANDARD, FAN ON, AC OFF, STANDARD POWER CURVE

Engine Fan	**On**	Engine Power	**Standard Power Curve**
Air Conditioning	**Off**	Vehicle Parameters	**Standard**

Engine Speed (rpm)	Net Engine Torque (lb-ft)	Net Engine Power (hp)	Transmission Output Speed (rpm)	Transmission Output Torque (lb-ft)	Transmission Output Power (hp)	Transmission Heat Rejection (btu/min)	Match Point
1050	1670.4	334.0	219	7629.1	317.7	690	
1075	1669.9	341.8	224	7625.9	325.1	708	
1100	1669.3	349.6	229	7621.9	332.5	726	
1125	1668.5	357.4	234	7617.2	339.8	744	
1150	1667.5	365.1	240	7611.8	347.2	763	
1200	1665.2	380.5	250	7599.1	361.6	799	
1300	1659.1	410.7	271	7566.6	390.1	872	
1400	1651.1	440.1	292	7525.6	417.8	945	
1500	1641.4	468.8	312	7476.8	444.8	1019	
1600	1630.2	496.6	333	7421.3	470.9	1091	
1700	1617.5	523.6	354	7359.6	496.2	1161	
1800	1517.4	520.1	375	6892.3	492.0	1191	
1900	1378.1	498.6	396	6240.7	470.2	1201	

1950	1299.0	482.3	406	5870.5	454.0	1200	
2000	1218.5	464.0	417	5493.9	435.8	1198	
2100	1041.7	416.5	437	4670.3	389.0	1169	Governed
2104	873.7	350.0	438	3891.9	324.7	1072	
2108	705.8	283.2	439	3113.5	260.2	975	
2111	537.8	216.2	440	2335.1	195.5	878	
2115	369.9	149.0	441	1556.7	130.6	780	
2119	201.9	81.5	441	778.2	65.4	682	
2123	34.0	13.7	442	-0.2	-0.0	583	
2126	-134.0	-54.2	443	-778.6	-65.7	485	
2130	-301.9	-122.4	444	-1557.0	-131.5	385	

Vehicle Full Throttle Performance

MISSION

End User	**Orange County**
Selected Vocation	**Fire Service — Pumper - without Split Shaft PTO — Straight Truck** (20-25-10)

PLATFORM

Vehicle Manufacturer	**Rosenbauer America (North America)**
Vehicle Model	**Commander**
Vehicle Configuration	**X15 600hp, 5 spd, 60mph, 72k**
Engine Description	**Cummins X15 EPA17 (Emergency Vehicle) (Diesel) -- 605hp / 1850lbft / 2100rpm -- 2-1350** (2-L006328-E)
Transmission	**4000 EVS** (1-L007367-T)
Transmission Rating	**4000 EVS Fire Truck, Emergency Vehicle - Diesel Allison 5th Generation Controls without SEM/LRTP** (1-L008290-R)
Vehicle Parameters	**Standard**
Torque Converter	**TC561** (1-L001260-TC) **Recommended**
Transmission Retarder	
LRTP Status	**LRTP Required**

NOTE

This SCAAN information is subject to the SCAAN Disclaimer set forth elsewhere.

Results indicate the vehicle operating conditions at steady state (acceleration = 0).

The ! symbol indicates that Wheel Slip may occur.

FULL THROTTLE AUTOMATIC UPSHIFTS (1C, 2C, 2L, 3L, 4L, 5L) - STANDARD, FAN ON, AC OFF, AXLE RATIO = 5.630, AUX RATIO

Engine Fan	**On**	Air Conditioning	**Off**
Engine Power	**Standard Power Curve**	Vehicle Parameters	**Standard**
Axle Ratio	**5.63**	Auxiliary Gearing Ratio	**1**

Gear Range	Vehicle Speed (mph)	Engine Speed (rpm)	Output Speed (rpm)	Tractive Effort (lb)	Drawbar Pull (lb)	Wheel Power Available (hp)	Net Grade (%)	Transmission Heat Rejection (btu/min)	Match Point
1C	0.0	1651	0	27283.55	26978.27	0.0	40.41	21646	
1C	2.0	1692	93	25782.41	25469.35	137.5	37.82	15890	
1C	4.0	1758	186	23174.67	22852.54	247.2	33.47	10929	
1C	6.0	1830	279	20119.65	19787.14	321.9	28.58	7212	
1C	6.1	1835	286	19887.63	19554.33	325.7	28.22	6992	70 Percent
1C	7.8	1902	365	17246.42	16903.22	360.5	24.15	4803	80 Percent
1C	8.0	1908	372	16990.63	16646.44	362.5	23.76	4625	
1C	9.2	1954	426	15088.54	14736.98	368.6	20.91	3705	85 Percent
1C	9.6	1973	449	14329.47	13974.69	368.6	19.79	3406	
2C	9.6	1802	449	11613.37	11258.59	298.8	15.83	8515	
2C	10.0	1809	465	11447.60	11090.43	305.3	15.59	8158	
2C	12.0	1850	558	10495.13	10123.69	335.8	14.20	6399	
2C	14.0	1892	652	9579.09	9192.06	357.6	12.87	5023	
2C	15.9	1932	738	8709.99	8307.34	368.3	11.62	4027	
2L	15.9	1407	738	9522.65	9120.00	402.7	12.77	516	
2L	16.0	1419	745	9515.27	9111.37	406.0	12.76	520	
2L	18.0	1597	838	9401.85	8979.77	451.3	12.57	592	
2L	20.0	1774	931	8882.57	8441.01	473.7	11.81	645	
2L	22.0	1952	1024	7418.00	6955.66	435.2	9.71	722	

2L	22.8	2024	1062	6702.46	6231.24	407.8	8.69	722	
3L	22.8	1517	1062	7100.80	6629.59	432.1	9.25	524	
3L	24.0	1596	1117	7060.51	6576.10	451.9	9.17	555	
3L	26.0	1729	1210	6873.56	6365.77	476.6	8.88	584	
3L	28.0	1862	1303	6175.84	5643.37	461.1	7.86	612	
3L	30.0	1995	1396	5268.36	4709.91	421.5	6.56	674	
3L	30.4	2025	1417	5039.68	4475.27	409.2	6.23	657	
4L	30.4	1417	1417	5029.61	4465.19	408.4	6.21	383	
4L	32.0	1489	1489	5013.93	4428.21	427.9	6.16	380	
4L	34.0	1582	1582	4983.60	4369.30	451.8	6.08	396	
4L	36.0	1675	1675	4948.30	4304.12	475.0	5.99	416	
4L	38.0	1769	1769	4724.95	4049.60	478.8	5.63	424	
4L	40.0	1862	1862	4356.38	3648.55	464.7	5.07	454	
4L	42.0	1955	1955	3917.95	3176.34	438.8	4.42	512	
4L	43.5	2025	2025	3551.82	2783.86	412.1	3.87	516	
5L	43.5	1493	2025	3649.22	2881.25	423.4	4.00	621	
5L	44.0	1509	2048	3644.87	2868.19	427.7	3.99	630	
5L	46.0	1578	2141	3626.34	2813.28	444.8	3.91	662	
5L	48.0	1647	2234	3606.55	2755.81	461.6	3.83	693	
5L	50.0	1715	2327	3555.78	2666.07	474.1	3.71	716	
5L	52.0	1784	2420	3398.87	2468.88	471.3	3.43	741	
5L	54.0	1853	2513	3194.55	2222.99	460.0	3.09	749	
5L	56.0	1921	2606	2966.58	1952.14	443.0	2.71	794	
5L	58.0	1990	2699	2715.57	1656.95	420.0	2.30	822	
5L	60.0	2058	2792	2441.16	1337.06	390.6	1.86	819	
5L	61.2	2100	2849	2272.11	1139.76	370.9	1.58	871	Governed
5L	61.9	2122	2879	0.00	-1147.64	0.0	-1.59	756	

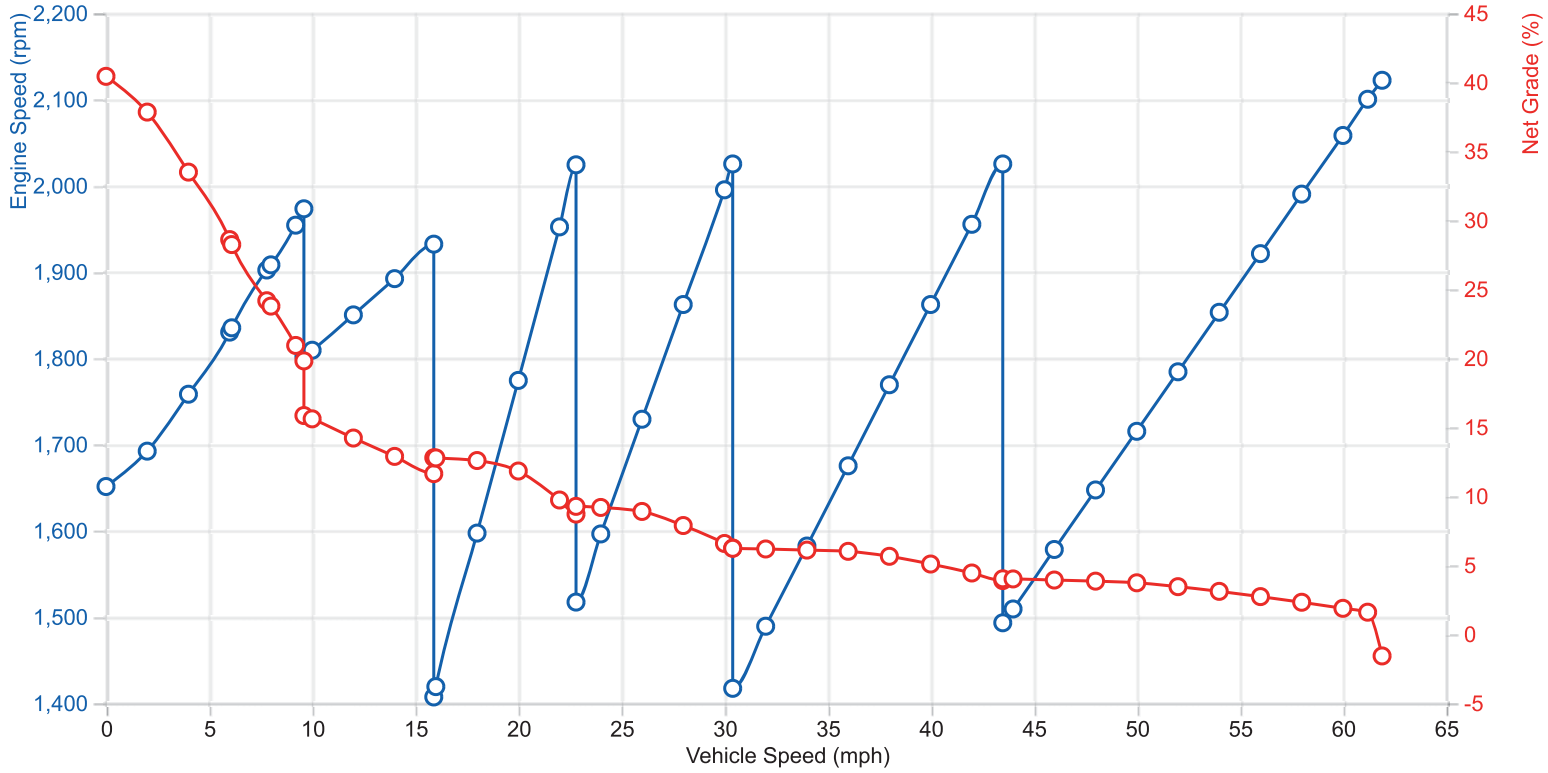

FULL THROTTLE MANUAL 1ST HOLD - LOCKUP APPLY (1C, 1L) - STANDARD, FAN ON, AC OFF, AXLE RATIO = 5.630, AUX RATIO

Engine Fan	**On**	Air Conditioning	**Off**
Engine Power	**Standard Power Curve**	Vehicle Parameters	**Standard**
Axle Ratio	**5.63**	Auxiliary Gearing Ratio	**1**

Gear Range	Vehicle Speed (mph)	Engine Speed (rpm)	Output Speed (rpm)	Tractive Effort (lb)	Drawbar Pull (lb)	Wheel Power Available (hp)	Net Grade (%)	Transmission Heat Rejection (btu/min)	Match Point
1C	0.0	1651	0	27283.55	26978.27	0.0	40.41	21646	
1C	2.0	1692	93	25782.41	25469.35	137.5	37.82	15890	
1C	4.0	1758	186	23174.67	22852.54	247.2	33.47	10929	
1C	6.0	1830	279	20119.65	19787.14	321.9	28.58	7212	
1C	6.1	1835	286	19887.63	19554.33	325.7	28.22	6992	70 Percent
1C	7.7	1897	359	17434.68	17092.24	358.6	24.44	4938	
1L	7.7	1260	359	17623.83	17281.39	362.5	24.72	493	
1L	8.0	1307	372	17587.15	17242.96	375.2	24.67	516	

1L	10.0	1634	465	17207.01	16849.84	458.9	24.07	671	
1L	12.0	1960	558	13456.77	13085.32	430.6	18.48	795	
1L	12.9	2100	598	10842.55	10464.61	371.7	14.69	837	Governed
1L	13.0	2123	605	-187.88	-566.91	-6.5	-0.79	661	

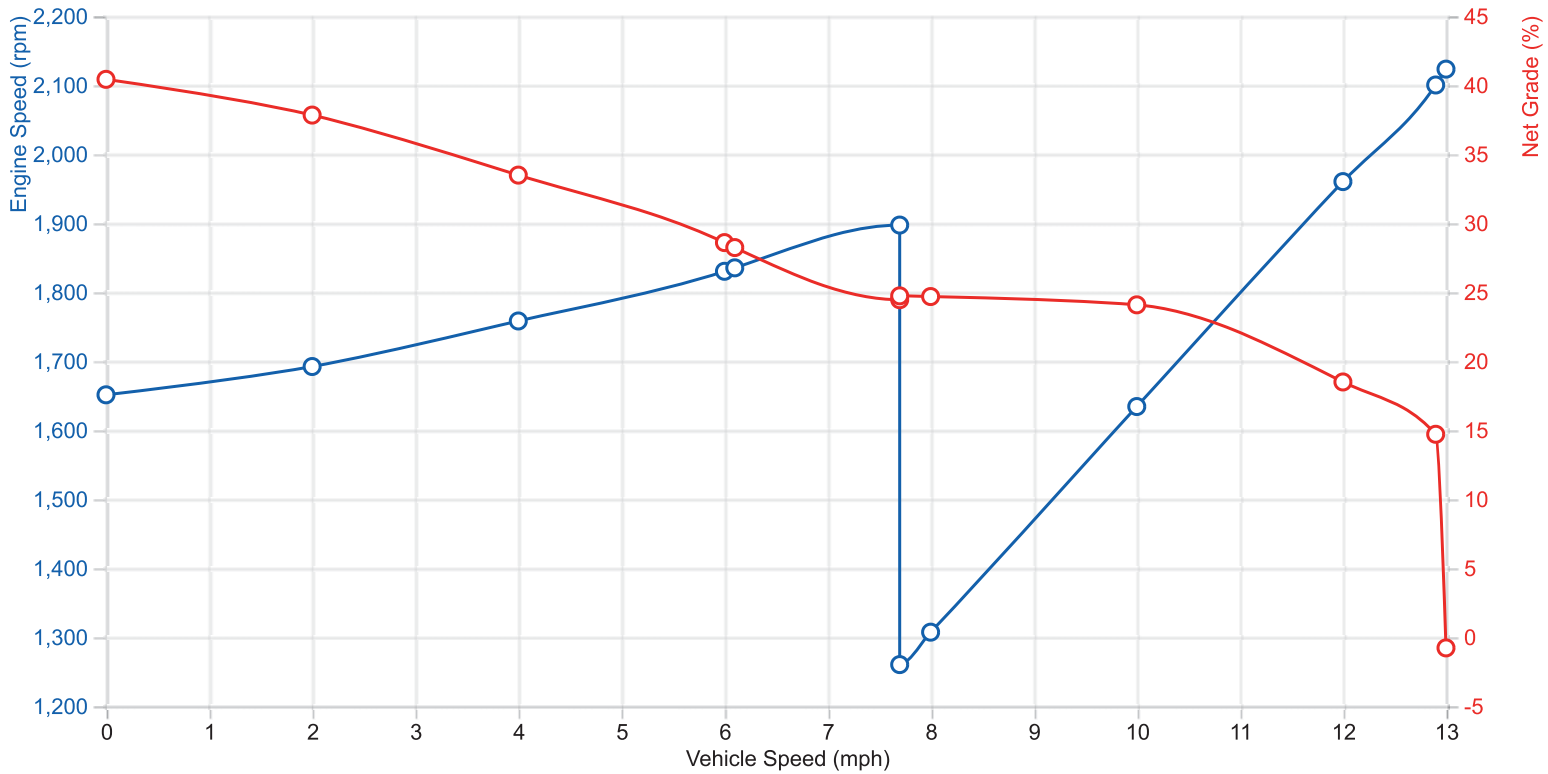

FULL THROTTLE REVERSE PERFORMANCE (R1C) - STANDARD, FAN ON, AC OFF, AXLE RATIO = 5.630, AUX RATIO = 1.000, STAN

Engine Fan	**On**	Air Conditioning	**Off**
Engine Power	**Standard Power Curve**	Vehicle Parameters	**Standard**
Axle Ratio	**5.63**	Auxiliary Gearing Ratio	**1**

Gear Range	Vehicle Speed (mph)	Engine Speed (rpm)	Output Speed (rpm)	Tractive Effort (lb)	Drawbar Pull (lb)	Wheel Power Available (hp)	Net Grade (%)	Transmission Heat Rejection (btu/min)	Match Point
R1C !	0.0	1651	0	36408.19	36102.91	0.0	57.96	21646	
R1C	2.0	1715	93	33329.05	33015.99	177.8	51.60	14137	
R1C	4.0	1810	186	28066.35	27744.21	299.4	41.76	8412	
R1C	4.5	1835	209	26616.55	26291.99	318.7	39.23	7309	70 Percent

R1C	5.7	1902	267	23089.06	22758.02	352.8	33.32	5149	80 Percent
R1C	6.0	1916	279	22309.53	21977.02	357.0	32.05	4763	
R1C	6.7	1954	312	20209.72	19873.29	360.9	28.72	4051	85 Percent
R1C	8.0	2036	372	16106.55	15762.36	343.6	22.44	3389	
R1C	8.5	2100	394	14529.87	14182.76	328.1	20.09	2810	Governed
R1C	9.4	2122	437	0.00	-353.12	0.0	-0.49	713	

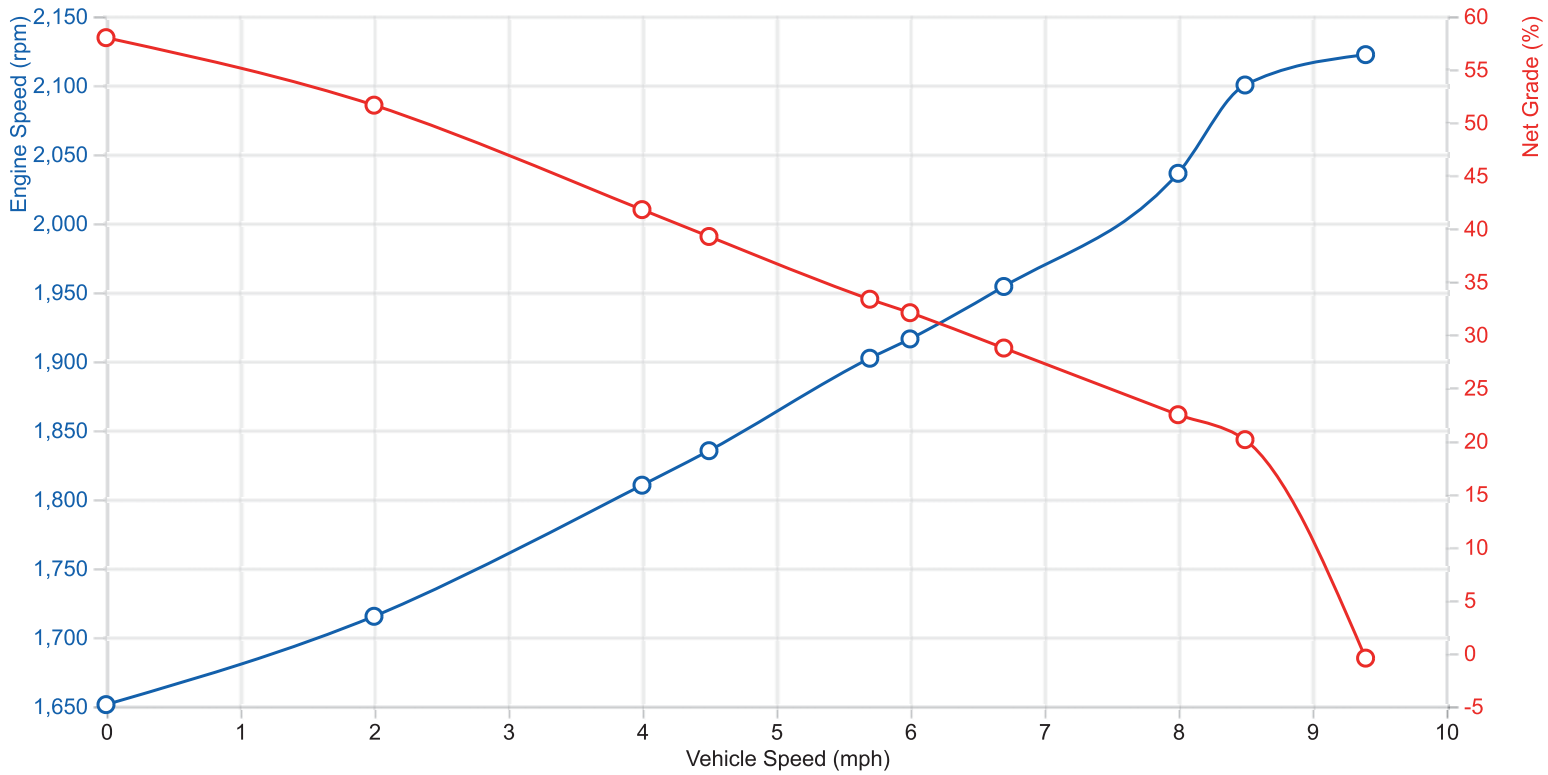

Vehicle Acceleration Performance

MISSION

End User	**Orange County**
Selected Vocation	**Fire Service — Pumper - without Split Shaft PTO — Straight Truck** (20-25-10)

PLATFORM

Vehicle Manufacturer	**Rosenbauer America (North America)**
Vehicle Model	**Commander**
Vehicle Configuration	**X15 600hp, 5 spd, 60mph, 72k**
Engine Description	**Cummins X15 EPA17 (Emergency Vehicle) (Diesel) -- 605hp / 1850lbft / 2100rpm -- 2-1350** (2-L006328-E)
Transmission	**4000 EVS** (1-L007367-T)
Transmission Rating	**4000 EVS Fire Truck, Emergency Vehicle - Diesel Allison 5th Generation Controls without SEM/LRTP** (1-L008290-R)
Vehicle Parameters	**Standard**
Torque Converter	**TC561** (1-L001260-TC) **Recommended**
Transmission Retarder	
LRTP Status	**LRTP Required**

NOTE

This SCAAN information is subject to the SCAAN Disclaimer set forth elsewhere.

The ! symbol indicates that Wheel Slip may occur.

Initial conditions for this report are Service Brakes locked and Engine at Full Throttle.

FULL THROTTLE AUTOMATIC UPSHIFTS (1C, 2C, 2L, 3L, 4L, 5L) - STANDARD, FAN ON, AC OFF, AXLE RATIO = 5.630, AUX RATIO

Engine Fan	**On**	Engine Power	**Standard Power Curve**
Air Conditioning	**Off**	Vehicle Parameters	**Standard**
Axle Ratio	**5.630**	Auxiliary Gearing Ratio	**1.000**
Grade	**0.00%**		

Gear Range	Vehicle Speed (mph)	Time (seconds)	Distance (ft)	Acceleration Rate (mph/sec)	Engine Speed (rpm)	Tractive Effort (lb)	Drawbar Pull (lb)	Wheel Power Available (hp)	Transmission Heat Rejection (btu/min)
1C	2.0	0.3	0	6.798	1692	25782.41	25469.35	137.5	15890
1C	4.0	0.6	2	6.115	1758	23174.67	22852.54	247.2	10929
1C	6.0	0.9	4	5.280	1830	20119.65	19787.14	321.9	7212
1C	8.0	1.4	9	4.436	1908	16990.63	16646.44	362.5	4625
1C	9.6	1.8	14	3.703	1973	14329.47	13974.69	368.6	3406

2C	10.0	1.9	16	3.226	1809	11447.60	11090.43	305.3	8158
2C	12.0	2.5	26	2.939	1850	10495.13	10123.69	335.8	6399
2C	14.0	3.2	40	2.670	1892	9579.09	9192.06	357.6	5023
2C	15.9	4.0	56	2.411	1932	8709.99	8307.34	368.3	4027
2L	16.0	4.0	57	2.462	1419	9515.27	9111.37	406.0	520
2L	18.0	4.8	78	2.427	1597	9401.85	8979.77	451.3	592
2L	20.0	5.7	101	2.289	1774	8882.57	8441.01	473.7	645
2L	22.0	6.6	131	1.893	1952	7418.00	6955.66	435.2	722
2L	22.8	7.1	146	1.692	2024	6702.46	6231.24	407.8	722
3L	24.0	7.7	167	1.858	1596	7060.51	6576.10	451.9	555
3L	26.0	8.8	207	1.803	1729	6873.56	6365.77	476.6	584
3L	28.0	10.0	254	1.601	1862	6175.84	5643.37	461.1	612
3L	30.0	11.4	312	1.338	1995	5268.36	4709.91	421.5	674
3L	30.4	11.7	327	1.269	2025	5039.68	4475.27	409.2	657
4L	32.0	12.9	382	1.287	1489	5013.93	4428.21	427.9	380
4L	34.0	14.5	458	1.270	1582	4983.60	4369.30	451.8	396
4L	36.0	16.1	540	1.251	1675	4948.30	4304.12	475.0	416
4L	38.0	17.7	629	1.180	1769	4724.95	4049.60	478.8	424
4L	40.0	19.5	731	1.064	1862	4356.38	3648.55	464.7	454
4L	42.0	21.5	852	0.928	1955	3917.95	3176.34	438.8	512
4L	43.5	23.2	961	0.815	2025	3554.32	2786.53	412.3	517
5L	44.0	23.8	998	0.846	1509	3644.87	2868.19	427.7	630
5L	46.0	26.2	1156	0.830	1578	3626.34	2813.28	444.8	662
5L	48.0	28.7	1324	0.813	1647	3606.55	2755.81	461.6	693
5L	50.0	31.1	1503	0.788	1715	3555.78	2666.07	474.1	716
5L	52.0	33.8	1701	0.730	1784	3398.87	2468.88	471.3	741
5L	54.0	36.7	1925	0.658	1853	3194.55	2222.99	460.0	749
5L	56.0	39.9	2187	0.578	1921	2966.58	1952.14	443.0	794
5L	58.0	43.7	2502	0.491	1990	2715.57	1656.95	420.0	822
5L	60.0	48.2	2895	0.397	2058	2441.16	1337.06	390.6	819

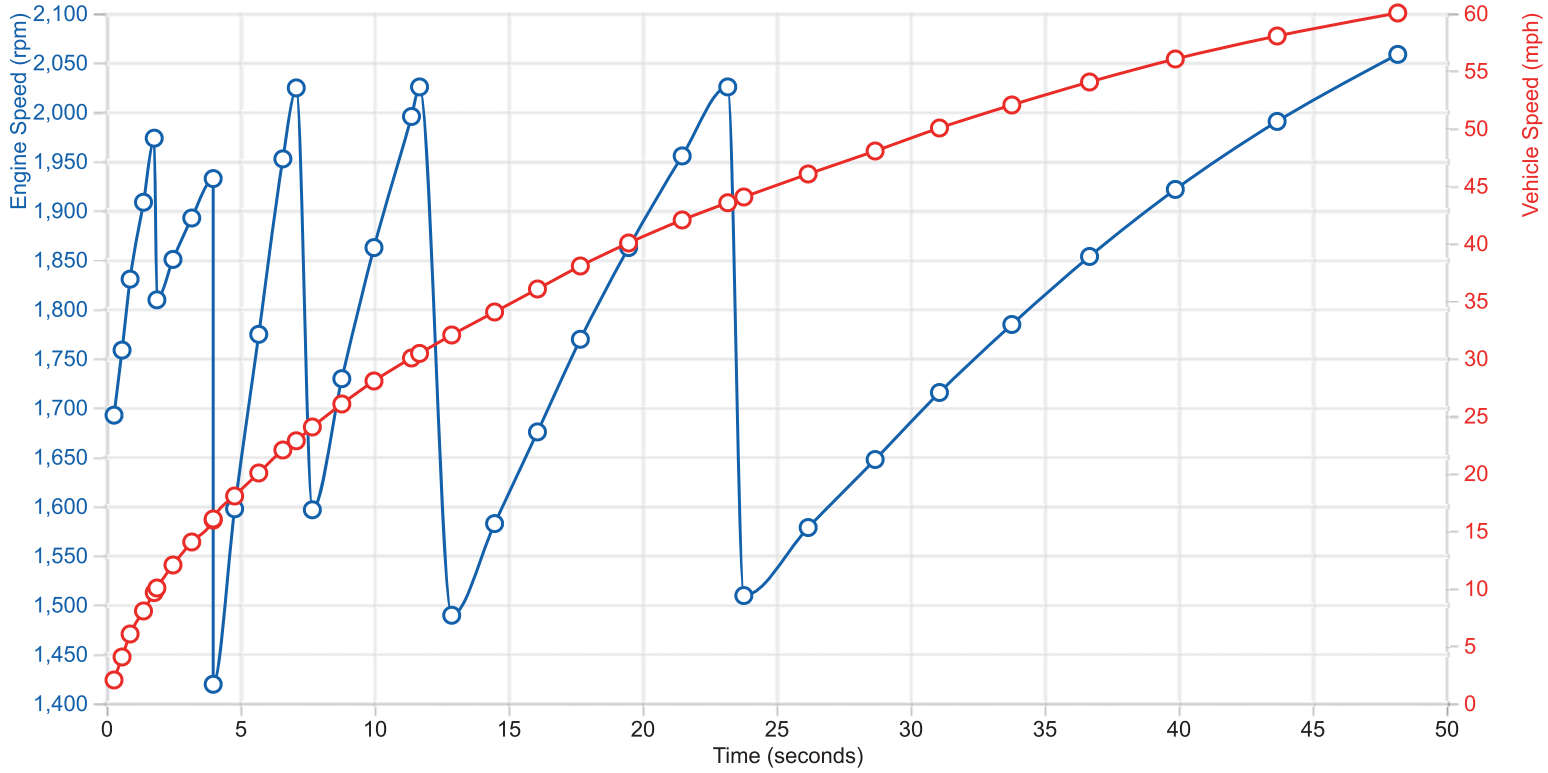

FULL THROTTLE MANUAL 1ST HOLD - LOCKUP APPLY (1C, 1L) - STANDARD, FAN ON, AC OFF, AXLE RATIO = 5.630, AUX RATIO

Engine Fan	**On**	Engine Power	**Standard Power Curve**
Air Conditioning	**Off**	Vehicle Parameters	**Standard**
Axle Ratio	**5.630**	Auxiliary Gearing Ratio	**1.000**
Grade	**0.00%**		

Gear Range	Vehicle Speed (mph)	Time (seconds)	Distance (ft)	Acceleration Rate (mph/sec)	Engine Speed (rpm)	Tractive Effort (lb)	Drawbar Pull (lb)	Wheel Power Available (hp)	Transmission Heat Rejection (btu/min)
1C	2.0	0.3	0	6.798	1692	25782.41	25469.35	137.5	15890
1C	4.0	0.6	2	6.115	1758	23174.67	22852.54	247.2	10929
1C	6.0	0.9	4	5.280	1830	20119.65	19787.14	321.9	7212
1C	7.7	1.3	8	4.547	1897	17434.68	17092.24	358.6	4938
1L	8.0	1.4	9	3.738	1307	17587.15	17242.96	375.2	516
1L	10.0	1.9	16	3.654	1634	17207.01	16849.84	458.9	671
1L	12.0	2.5	26	2.874	1960	13456.77	13085.32	430.6	795

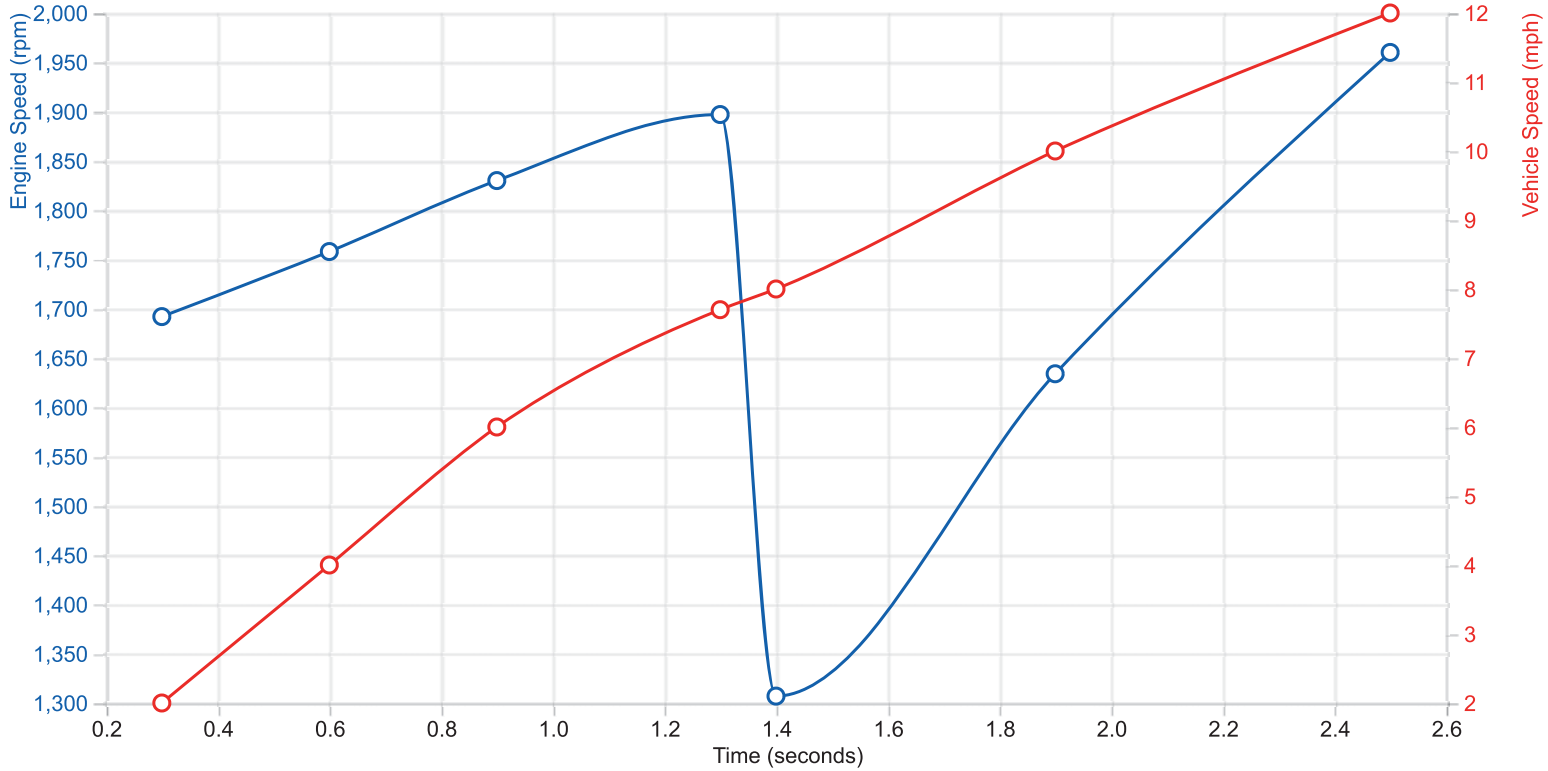

FULL THROTTLE REVERSE PERFORMANCE (R1C) - STANDARD, FAN ON, AC OFF, AXLE RATIO = 5.630, AUX RATIO = 1.000, STAN

Engine Fan	**On**	Engine Power	**Standard Power Curve**
Air Conditioning	**Off**	Vehicle Parameters	**Standard**
Axle Ratio	**5.630**	Auxiliary Gearing Ratio	**1.000**
Grade	**0.00%**		

Gear Range	Vehicle Speed (mph)	Time (seconds)	Distance (ft)	Acceleration Rate (mph/sec)	Engine Speed (rpm)	Tractive Effort (lb)	Drawbar Pull (lb)	Wheel Power Available (hp)	Transmission Heat Rejection (btu/min)
R1C	2.0	0.2	0	8.305	1715	33329.05	33015.99	177.8	14137
R1C	4.0	0.5	2	6.908	1810	28066.35	27744.21	299.4	8412
R1C	6.0	0.8	4	5.420	1916	22309.53	21977.02	357.0	4763
R1C	8.0	1.3	9	3.507	2036	16106.55	15762.36	343.6	3389

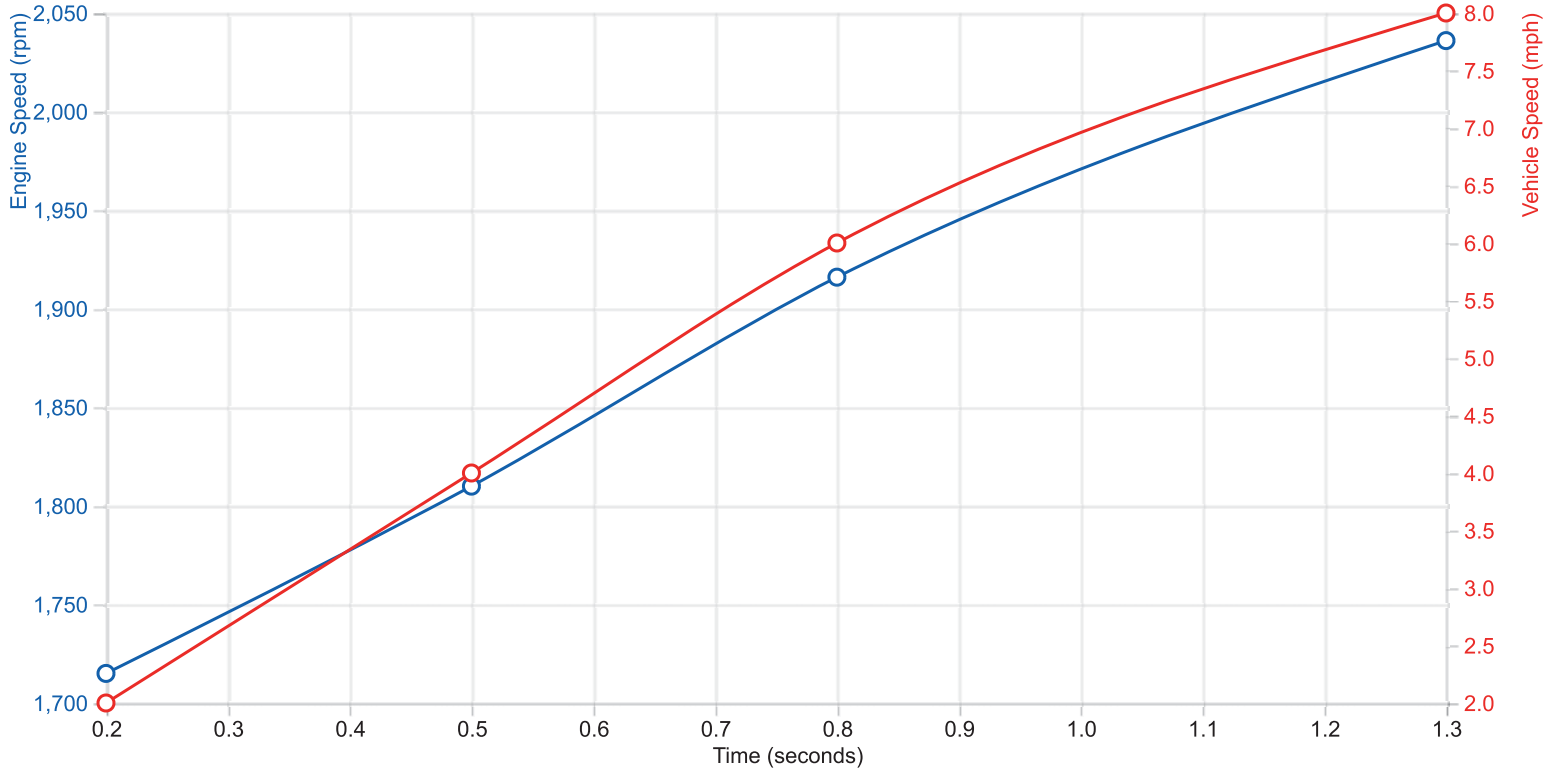

Vehicle Closed Throttle Braking Performance

MISSION

End User	**Orange County**
Selected Vocation	**Fire Service — Pumper - without Split Shaft PTO — Straight Truck** (20-25-10)

PLATFORM

Vehicle Manufacturer	**Rosenbauer America (North America)**
Vehicle Model	**Commander**
Vehicle Configuration	**X15 600hp, 5 spd, 60mph, 72k**
Engine Description	**Cummins X15 EPA17 (Emergency Vehicle) (Diesel) -- 605hp / 1850lbft / 2100rpm -- 2-1350** (2-L006328-E)
Transmission	**4000 EVS** (1-L007367-T)
Transmission Rating	**4000 EVS Fire Truck, Emergency Vehicle - Diesel Allison 5th Generation Controls without SEM/LRTP** (1-L008290-R)
Vehicle Parameters	**Standard**
Torque Converter	**TC561** (1-L001260-TC) **Recommended**
Transmission Retarder	
LRTP Status	**LRTP Required**

NOTE

This SCAAN information is subject to the SCAAN Disclaimer set forth elsewhere.

Results indicate the vehicle operating conditions at steady state (acceleration = 0).

The ! symbol indicates that Wheel Slip may occur.

CLOSED THROTTLE DOWNSHIFTS (5L, 4L, 3L, 2L, 2C) - STANDARD, FAN ON, AC OFF, AXLE RATIO = 5.630, AUX RATIO = 1.000, S

Engine Fan	**On**	Air Conditioning	**Off**
Engine Power	**Standard Power Curve**	Vehicle Parameters	**Standard**
Axle Ratio	**5.63**	Auxiliary Gearing Ratio	**1**

Engine Retarder Off
Transmission Retarder Off

Gear Range	Vehicle Speed (mph)	Engine Speed (rpm)	Output Speed (rpm)	Equilibrium Grade (%)	Transmission Heat Rejection (btu/min)	Deceleration Rate (g's)	Wheel Power (hp)
5L	62.1	2130	2890	-2.78	799	-0.027	140.7
5L	62.0	2127	2886	-2.78	797	-0.027	140.4
5L	60.0	2058	2792	-2.70	755	-0.026	134.0
5L	58.0	1990	2699	-2.62	716	-0.025	127.5

5L	56.0	1921	2606	-2.53	680	-0.025	120.9
5L	54.0	1853	2513	-2.46	648	-0.024	114.7
5L	52.0	1784	2420	-2.38	618	-0.023	109.0
5L	50.0	1715	2327	-2.31	589	-0.022	103.5
5L	48.0	1647	2234	-2.25	562	-0.022	98.3
5L	46.0	1578	2141	-2.19	535	-0.021	93.2
5L	44.0	1509	2048	-2.12	504	-0.021	88.2
5L	42.0	1441	1955	-2.07	475	-0.020	83.5
5L	40.0	1372	1862	-2.01	445	-0.019	79.2
5L	38.0	1304	1769	-1.96	415	-0.019	74.9
5L	36.0	1235	1675	-1.92	384	-0.019	70.6
5L	34.0	1166	1582	-1.87	355	-0.018	66.4
5L	32.0	1098	1489	-1.83	332	-0.018	62.4
5L	30.0	1029	1396	-1.79	298	-0.017	58.4
5L	29.8	1023	1388	-1.79	296	-0.017	58.1
4L	29.8	1388	1388	-2.14	384	-0.020	78.5
4L	28.0	1303	1303	-2.12	380	-0.020	74.0
4L	26.0	1210	1210	-2.09	367	-0.020	68.9
4L	24.0	1117	1117	-2.06	354	-0.020	63.9
4L	22.0	1024	1024	-2.04	325	-0.019	58.8
4L	21.7	1010	1010	-2.03	321	-0.019	58.1
3L	21.7	1443	1010	-2.60	398	-0.024	81.7
3L	20.0	1330	931	-2.56	357	-0.024	74.8
3L	18.0	1197	838	-2.52	308	-0.023	66.7
3L	16.0	1064	745	-2.49	268	-0.023	59.2
3L	15.8	1050	735	-2.49	263	-0.023	58.4
2L	15.8	1401	735	-3.17	390	-0.028	79.3
2L	14.0	1242	652	-3.14	340	-0.028	69.8
2L	12.0	1065	558	-3.11	288	-0.028	59.7
2L	11.3	1001	525	-3.11	263	-0.028	56.3
2C	11.3	600	525	-7.52	4638	-0.043	151.3

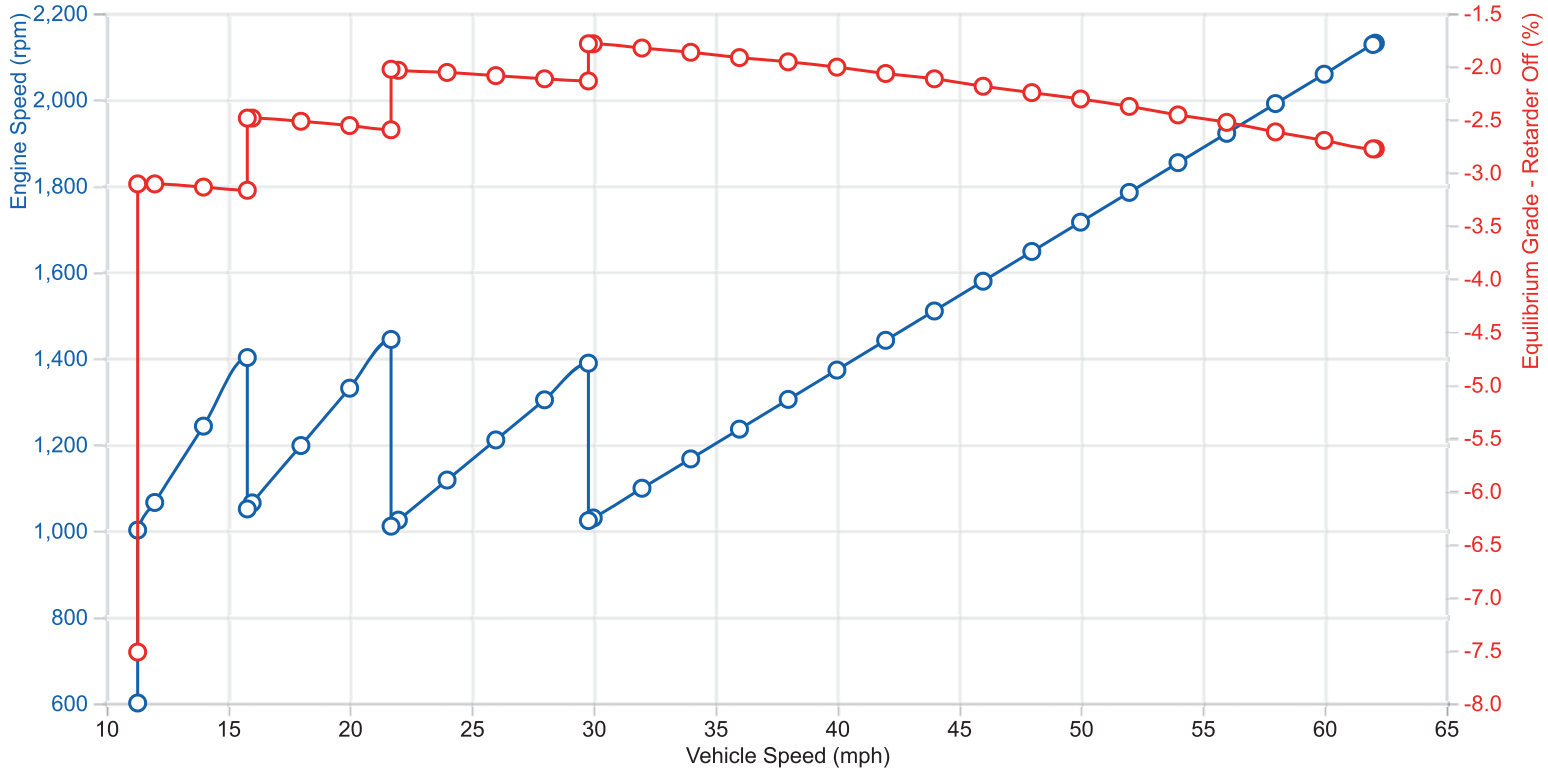

CLOSED THROTTLE, STANDARD PRESELECT DOWNSHIFTS (5L, 4L, 3L, 2L, 2C) - STANDARD, FAN ON, AC OFF, AXLE RATIO = 5.6

Engine Fan	**On**	Air Conditioning	**Off**
Engine Power	**Standard Power Curve**	Vehicle Parameters	**Standard**
Axle Ratio	**5.63**	Auxiliary Gearing Ratio	**1**

Engine Retarder Off
Transmission Retarder Off

Gear Range	Vehicle Speed (mph)	Engine Speed (rpm)	Output Speed (rpm)	Equilibrium Grade (%)	Transmission Heat Rejection (btu/min)	Deceleration Rate (g's)	Wheel Power (hp)
5L	62.1	2130	2890	-2.78	799	-0.027	140.7
5L	62.0	2127	2886	-2.78	797	-0.027	140.4
5L	60.0	2058	2792	-2.70	755	-0.026	134.0
5L	58.0	1990	2699	-2.62	716	-0.025	127.5
5L	56.0	1921	2606	-2.53	680	-0.025	120.9
5L	54.0	1853	2513	-2.46	648	-0.024	114.7

5L	52.0	1784	2420	-2.38	618	-0.023	109.0
5L	51.6	1769	2400	-2.37	612	-0.023	107.8
4L	51.6	2400	2400	-2.91	698	-0.028	161.5
4L	50.0	2327	2327	-2.84	667	-0.027	153.9
4L	48.0	2234	2234	-2.75	628	-0.026	144.8
4L	46.0	2141	2141	-2.67	590	-0.025	136.3
4L	44.0	2048	2048	-2.60	552	-0.025	128.0
4L	42.0	1955	1955	-2.51	515	-0.024	119.5
4L	40.0	1862	1862	-2.43	480	-0.023	111.2
4L	38.0	1769	1769	-2.36	442	-0.022	103.5
4L	36.1	1680	1680	-2.29	419	-0.022	96.8
3L	36.1	2400	1680	-3.23	710	-0.030	161.9
3L	36.0	2394	1675	-3.23	708	-0.030	161.2
3L	34.0	2261	1582	-3.12	671	-0.029	148.1
3L	32.0	2128	1489	-3.03	634	-0.028	136.4
3L	30.0	1995	1396	-2.94	590	-0.027	124.8
3L	28.0	1862	1303	-2.84	537	-0.026	112.7
3L	27.1	1799	1259	-2.79	516	-0.026	107.5
2L	27.1	2400	1259	-3.89	808	-0.034	164.3
2L	26.0	2307	1210	-3.80	764	-0.034	154.5
2L	24.0	2129	1117	-3.66	685	-0.032	137.8
2L	22.0	1952	1024	-3.52	598	-0.031	121.4
2L	20.0	1774	931	-3.37	517	-0.030	105.8
2L	18.0	1597	838	-3.26	454	-0.029	92.4
2L	16.0	1419	745	-3.18	396	-0.028	80.4
2L	14.0	1242	652	-3.14	340	-0.028	69.8
2L	12.0	1065	558	-3.11	288	-0.028	59.7
2L	11.3	1001	525	-3.11	263	-0.028	56.3
2C	11.3	600	525	-7.52	4638	-0.043	151.3

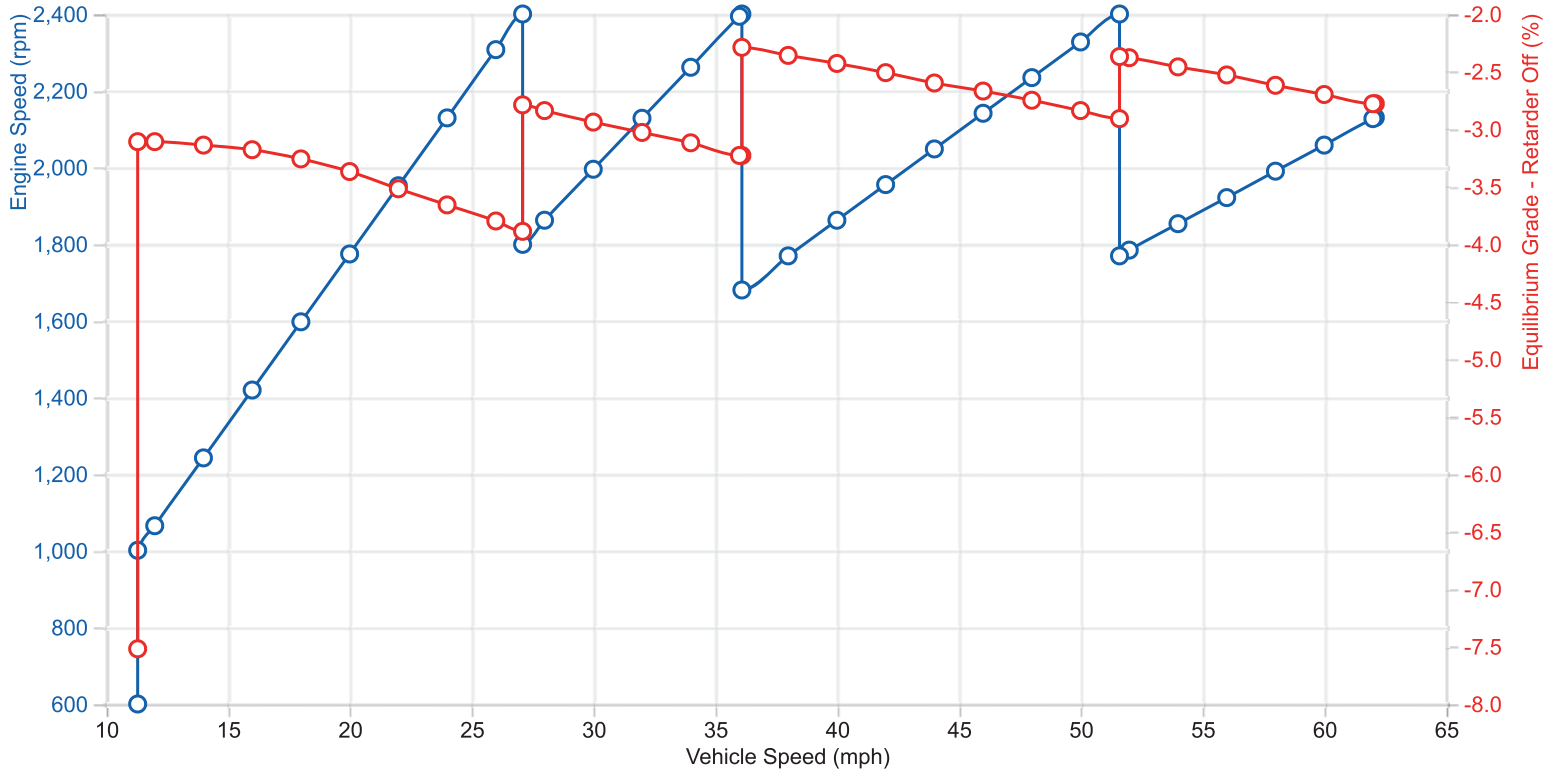

CLOSED THROTTLE, STANDARD ENGINE BRAKE DOWNSHIFTS (5L, 4L, 3L, 2L, 2C) - STANDARD, FAN ON, AC OFF, AXLE RATIO

Engine Fan	**On**	Air Conditioning	**Off**
Engine Power	**Standard Power Curve**	Vehicle Parameters	**Standard**
Axle Ratio	**5.63**	Auxiliary Gearing Ratio	**1**

Engine Retarder Off
Transmission Retarder Off

Gear Range	Vehicle Speed (mph)	Engine Speed (rpm)	Output Speed (rpm)	Equilibrium Grade (%)	Transmission Heat Rejection (btu/min)	Deceleration Rate (g's)	Wheel Power (hp)
5L	62.1	2130	2890	-2.78	799	-0.027	140.7
5L	62.0	2127	2886	-2.78	797	-0.027	140.4
5L	60.0	2058	2792	-2.70	755	-0.026	134.0
5L	58.0	1990	2699	-2.62	716	-0.025	127.5
5L	56.0	1921	2606	-2.53	680	-0.025	120.9
5L	54.0	1853	2513	-2.46	648	-0.024	114.7

5L	52.0	1784	2420	-2.38	618	-0.023	109.0
5L	50.0	1715	2327	-2.31	589	-0.022	103.5
5L	48.0	1647	2234	-2.25	562	-0.022	98.3
5L	46.0	1578	2141	-2.19	535	-0.021	93.2
5L	44.0	1509	2048	-2.12	504	-0.021	88.2
5L	42.0	1441	1955	-2.07	475	-0.020	83.5
5L	40.0	1372	1862	-2.01	445	-0.019	79.2
5L	38.0	1304	1769	-1.96	415	-0.019	74.9
5L	36.0	1235	1675	-1.92	384	-0.019	70.6
5L	34.0	1166	1582	-1.87	355	-0.018	66.4
5L	32.0	1098	1489	-1.83	332	-0.018	62.4
5L	30.6	1050	1425	-1.80	312	-0.017	59.7
4L	30.6	1425	1425	-2.16	384	-0.021	80.4
4L	30.0	1396	1396	-2.15	384	-0.020	78.9
4L	28.0	1303	1303	-2.12	380	-0.020	74.0
4L	26.0	1210	1210	-2.09	367	-0.020	68.9
4L	24.0	1117	1117	-2.06	354	-0.020	63.9
4L	22.6	1050	1050	-2.04	337	-0.019	60.3
3L	22.6	1500	1050	-2.63	419	-0.024	85.5
3L	22.0	1463	1024	-2.61	405	-0.024	83.0
3L	20.0	1330	931	-2.56	357	-0.024	74.8
3L	18.0	1197	838	-2.52	308	-0.023	66.7
3L	16.0	1064	745	-2.49	268	-0.023	59.2
3L	15.8	1050	735	-2.49	263	-0.023	58.4
2L	15.8	1401	735	-3.17	390	-0.028	79.3
2L	14.0	1242	652	-3.14	340	-0.028	69.8
2L	12.0	1065	558	-3.11	288	-0.028	59.7
2L	11.3	1001	525	-3.11	263	-0.028	56.3
2C	11.3	600	525	-7.52	4638	-0.043	151.3

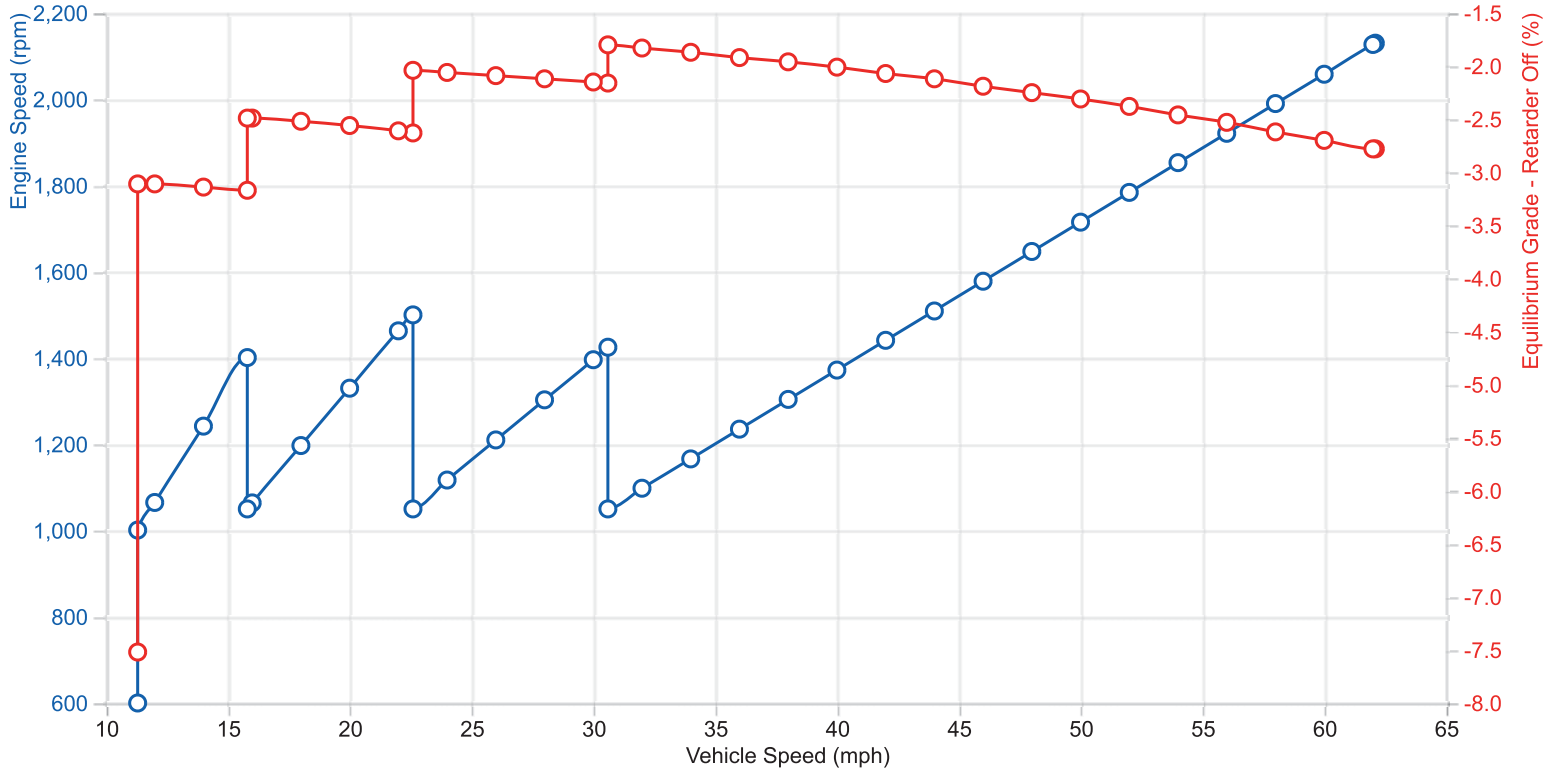

CLOSED THROTTLE MANUAL 1ST HOLD - LOCKUP RELEASE (1L, 1C) - STANDARD, FAN ON, AC OFF, AXLE RATIO = 5.630, AUX I

Engine Fan	**On**	Air Conditioning	**Off**
Engine Power	**Standard Power Curve**	Vehicle Parameters	**Standard**
Axle Ratio	**5.63**	Auxiliary Gearing Ratio	**1**

Engine Retarder Off
Transmission Retarder Off

Gear Range	Vehicle Speed (mph)	Engine Speed (rpm)	Output Speed (rpm)	Equilibrium Grade (%)	Transmission Heat Rejection (btu/min)	Deceleration Rate (g's)	Wheel Power (hp)
1L	13.0	2130	607	-6.08	722	-0.043	138.8
1L	12.0	1960	558	-5.87	638	-0.042	123.1
1L	10.0	1634	465	-5.48	487	-0.039	95.5
1L	8.0	1307	372	-5.28	361	-0.038	73.7
1L	6.0	980	279	-5.25	251	-0.037	55.1
1L	5.0	811	231	-5.45	205	-0.039	47.6

1C	5.0	600	231	-16.46	4602	-0.046	150.4

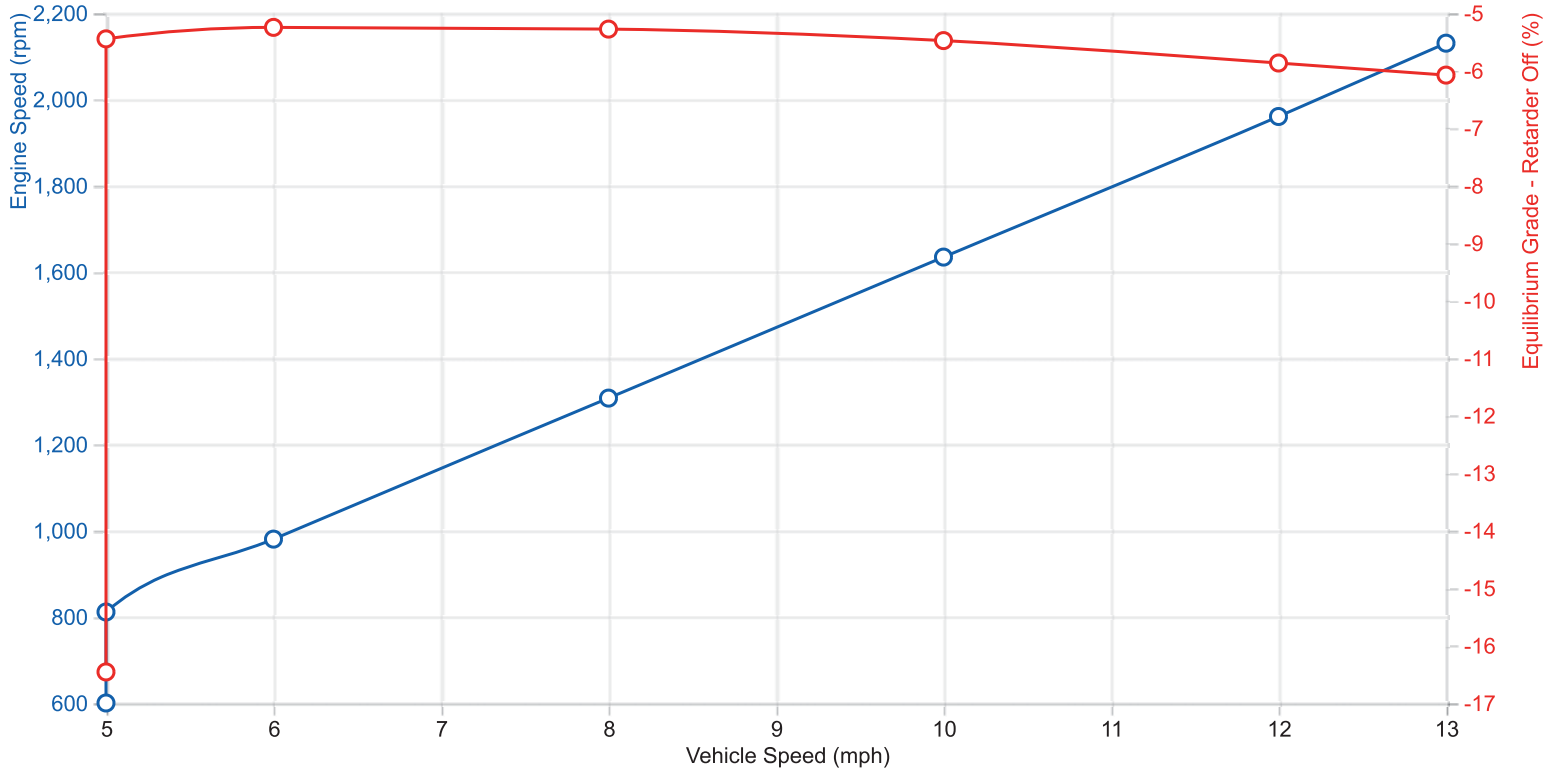

Vehicle Wheel Power Requirements

MISSION

End User	**Orange County**
Selected Vocation	**Fire Service — Pumper - without Split Shaft PTO — Straight Truck** (20-25-10)

PLATFORM

Vehicle Manufacturer	**Rosenbauer America (North America)**
Vehicle Model	**Commander**
Vehicle Configuration	**X15 600hp, 5 spd, 60mph, 72k**
Engine Description	**Cummins X15 EPA17 (Emergency Vehicle) (Diesel) -- 605hp / 1850lbft / 2100rpm -- 2-1350** (2-L006328-E)
Transmission	**4000 EVS** (1-L007367-T)
Transmission Rating	**4000 EVS Fire Truck, Emergency Vehicle - Diesel Allison 5th Generation Controls without SEM/LRTP** (1-L008290-R)
Vehicle Parameters	**Standard**
Torque Converter	**TC561** (1-L001260-TC) **Recommended**
Transmission Retarder	
LRTP Status	**LRTP Required**

NOTE

This SCAAN information is subject to the SCAAN Disclaimer set forth elsewhere.

The data presented in this report defines the actual wheel power required to maintain a specified vehicle speed on various grades. The results are based on the physical characteristics of the vehicle – weight, aerodynamics, and rolling resistance – and are independent of engine rating, transmission model, and shift schedule.

Positive grades indicate uphill operation and negative grades indicate downhill operation.

Positive wheel power values indicate propulsion power required, and negative wheel power values indicate braking power required. Wheel power values that exceed the available propulsion or braking wheel power indicate operating conditions that are not possible with the specified vehicle configuration.

WHEEL POWER REQUIRED ON GRADE - STANDARD - SINGLE DRIVELINE RATIO

Vehicle Speed (mph)	0%	0.5%	1%	2%	3%	6%	10%	15%
0.0	0.0	0.0	0.0	0.0	0.0	0.0	0.0	0.0
5.0	4.4	9.2	14.0	23.6	33.1	61.9	99.9	146.8
10.0	9.5	19.1	28.7	47.9	67.1	124.5	200.6	294.3
15.0	15.8	30.2	44.6	73.4	102.2	188.3	302.4	443.0
20.0	23.5	42.7	61.9	100.3	138.7	253.5	405.6	593.2
25.0	33.1	57.1	81.1	129.0	177.0	320.5	510.7	745.1
30.0	44.7	73.5	102.3	159.9	217.4	389.7	617.8	899.1
35.0	58.7	92.3	125.9	193.1	260.2	461.2	727.4	1055.6
40.0	75.5	113.9	152.3	229.1	305.8	535.5	839.7	1214.8
45.0	95.4	138.6	181.8	268.1	354.4	612.8	955.1	1377.0
50.0	118.6	166.6	214.6	310.6	406.5	693.6	1073.9	1542.7
55.0	145.6	198.4	251.2	356.8	462.3	778.1	1196.4	1712.1
60.0	176.7	234.3	291.8	407.0	522.1	866.6	1322.9	1885.5
65.0	212.1	274.5	336.9	461.6	586.3	959.5	1453.9	2063.4
70.0	252.2	319.4	386.6	520.9	655.2	1057.1	1589.5	2245.9
75.0	297.3	369.3	441.3	585.3	729.1	1159.8	1730.2	2433.4

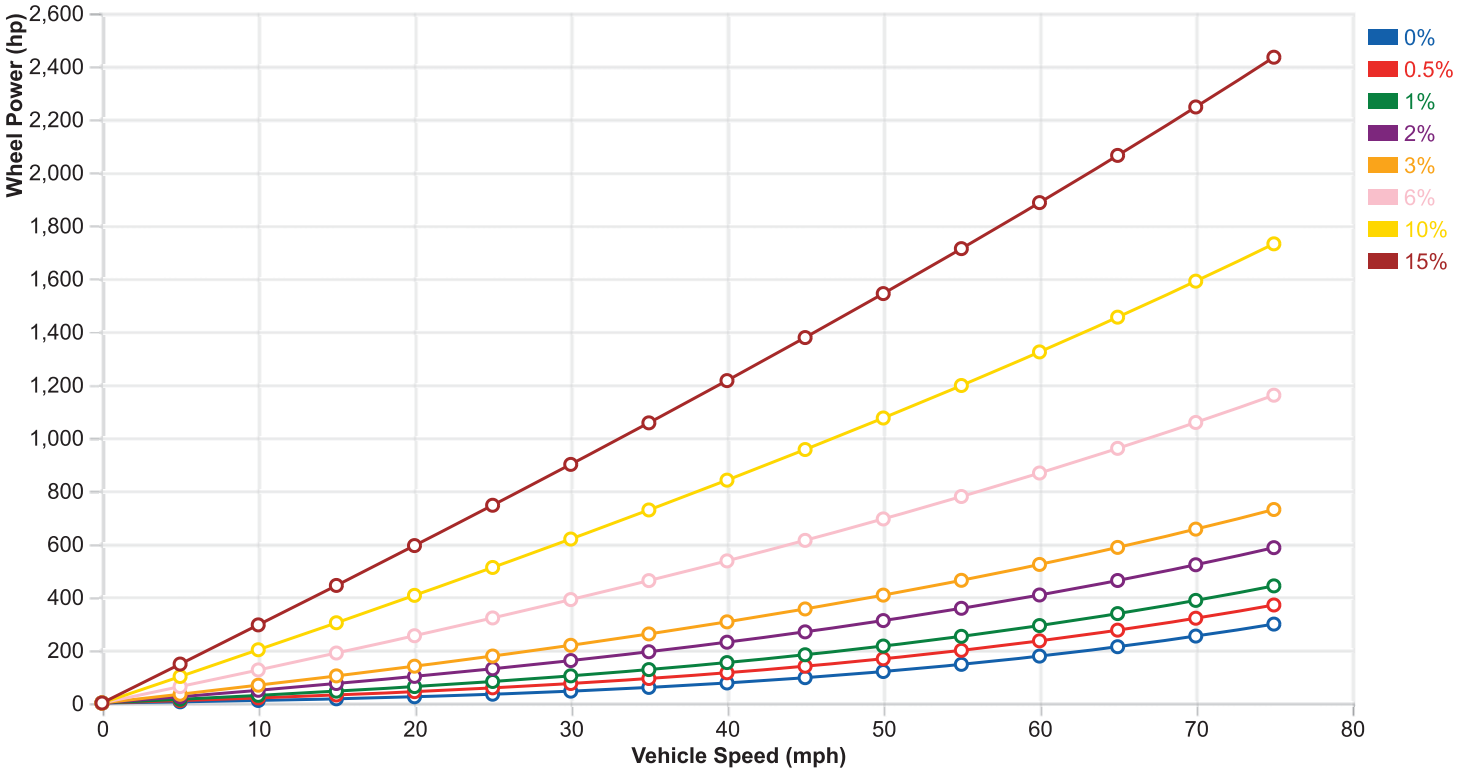
Wheel Power (hp)
2,600
2,400
2,200
2,000
1,800
1,600
1,400
1,200
1,000
800
600
400
200
0
0
10
20
30
40
50
60
70
80
Vehicle Speed (mph)
0%
0.5%
1%
2%
3%
6%
10%
15%

Orange County Fire Authority

Heavy Rescue Vehicle
RFP JA2440

Body
Proposal Specification

September 2020

MAX HEIGHT

The maximum height of the apparatus shall not exceed: 132"

MAX LENGTH

The maximum length of the apparatus shall not exceed: 493.5"

OVERALL WIDTH

An overall width restriction has not been specified for this apparatus.

MAX WHEELBASE

The maximum wheelbase of the apparatus shall not exceed: 270"

MINIMUM ANGLE OF APPROACH

The minimum angle of approach for the apparatus shall not be less than: 12.7°

MINIMUM ANGLE OF DEPARTURE

The minimum angle of departure for the apparatus shall not be less than: 9.9°

NFPA SPECIAL SERVICE EQUIPMENT ALLOWANCE

In compliance with NFPA #1901 standards, the apparatus shall be engineered to provide an allow of 10000 pounds of fire department provided loose equipment.

ADDITIONAL NFPA EQUIPMENT ALLOWANCE

The apparatus shall be engineered to provide an allow of the specified pounds of fire department provided loose equipment plus an additional 5000# of equipment.

CONTRACT CHANGE NOTICE

The quoted delivery time is based upon our receipt of the specified materials required to produce the apparatus in a timely manner. "Delivery" means the date company is prepared to make physical possession of vehicle available to customer.

The Company shall not be responsible nor deemed to be in default on account of delays in performance due to causes which are beyond the Company's control which make the Company's performance impracticable, including but not limited to civil wars, insurrections, strikes, riots, fires, storms, floods, other acts of nature, explosions, earthquakes, accidents, any act of

government, delays in transportation, inability to obtain necessary labor supplies or manufacturing facilities, allocation regulations or orders affecting materials, equipment, facilities or completed products, failure to obtain any required license or certificates, acts of God or the public enemy or terrorism, failure of transportation, epidemics, quarantine restrictions, failure of vendors (due to causes similar to those within the scope of this clause) to perform their contracts or labor troubles causing cessation, slowdown, or interruption of work.

After execution and acceptance of this Purchase Process, the Buyer may request that the Company incorporate a change to the Products or the Specifications for the Products by delivering a Change Order to the Company; provided, however, that any such Change Order must be in writing and include a description of the proposed change sufficient to permit the Company to evaluate the feasibility of such Change Order. Within seven (7) working days of receipt of a Change Order, the Company will inform the Buyer in writing of the feasibility of the Change Order, the earliest possible implementation date for the Change Order, of any increase or decrease in the Purchase Price resulting from such Change Order, and of any effect on production scheduling or delivery resulting from such Change Order. The Company shall not be liable to the Buyer for any delay in performance or delivery arising from any such Change Order. Purchase Price may be modified only by mutual written agreement of the Parties because of changes to the Apparatus required or requested by the Buyer during the construction process pursuant to Appendix C, Change Order Policy. Any changes in the Purchase Price resulting from changes to the Apparatus required or requested by the Buyer during the construction process shall be stated in the Change Order signed by both parties. Additional Changes: If various state or federal regulatory agencies (e.g. NFPA, DOT, EPA) require changes to the specification and/or the product that result in a cost increase to comply therewith this cost will be added to the Purchase Price to be paid by the customer.

FINANCIAL STABILITY SPECIFICATIONS

With high-profile instances of fire apparatus manufacturers encountering financial difficulties, it is imperative that fire departments be diligent in evaluating the financial position of the companies they solicit to build on their emergency response vehicles. A contract entered into with a company on shaky ground is a dangerous prospect, since conducting business with a manufacturer in such condition could open the department to monumental problems.

Take, for instance, the growing theme of manufacturers *requiring* as opposed to *offering* pre-payment and progressive payment options with a corresponding discount off the price of a vehicle. Such offers are made with an ulterior motive in mind, as it can be generally inferred that manufacturers requiring pre-payments and progressive payments do so because they need your cash *today* to fund production of other vehicles already in the backlog.

Should problems arise, as has been the case in situations too numerous to mention, your department risks losing any down payments already made or even the entire cost of a piece of equipment should certain pre-pay discount situations go awry.

While pre-payment discounts may be enticing, it is important to know just how stable the manufacturer seeking your funds is before you make that commitment. If you enter into one of these agreements and the manufacturer hits a rough patch, it is you that will be hurting, because your funds may not be recoverable. However, if you enter into a contract with a financially sound manufacturer, you will reap all of the benefits of a well-built truck at a lower cost. You may equally, by taking advantage of the time-value of money, be able to afford more truck than initially thought, because funds saved by leveraging pre-payment options could allow you get some added features that you might not necessarily have been able to afford.

With this in mind, it must be noted that Rosenbauer is a company with rock-solid financial stability. This is a statement not made lightly, as we can prove it to you. We can provide language that you can insert into your bid specifications that stipulates that in order for bids to be accepted by a fire department, the company bidding must meet several fiscal criteria.

The first criteria call for the successful bidder to meet a debt-to-equity ratio not exceeding a 2.0 rating. Rosenbauer presently stands at a 1.51 rating, which is well-below the accepted rating. This low number results from Rosenbauer owning more assets with a marginal debt service. This means we are not using lenders to fund our operations, nor our growth.

The second requirement is that the debt coverage ratio of the successful body builder exceeds a 100 rating. The higher the number, the better able a company is to meet its payment obligations with banks and creditors. Rosenbauer's number is at 279.6, which is nearly three times the required amount. The higher the debt coverage ratio, the easily and more fluidly a company is positioned to pay its monthly obligations and operating costs.

The third criteria require that the equity ratio of the successful bidder must exceed .30 rating. A higher equity ratio indicates that the body builder has increased flexibility to meet its financial obligations which translates into greater financial stability. Rosenbauer currently has an equity ratio of .387 which is well above the accepted rating and an excellent indicator of financial strength.

When exploring and evaluating various manufacturers to consider for building your apparatus, there is little doubt you will find one that stands on as firmly a financial ground as Rosenbauer. While others are experiencing stressful issues that raise doubts as to the company's long-term viability, Rosenbauer continues to demonstrate a strengthening of its financial position in the apparatus manufacturing industry. Because Rosenbauer meets and exceeds all the above-stated financial bid requirements, we are best positioned to ensure customers of a strong relationship with the company, which cannot be claimed by most of our competitors in this volatile market.

The Rosenbauer America Dun and Bradstreet number is 02-447-3584. To acquire a Dun and Bradstreet report, telephone them at 1-800-234-3867 (in Canada 800-463-6362) or visit their web site address at www.dnb.com. Dun and Bradstreet is nationally-recognized, independent financial analysis company.

CENTER OF GRAVITY

The apparatus, prior to acceptance, will be required to meet the vehicle stability of the applicable NFPA Automotive Fire Apparatus Standard.

A calculated center of gravity shall be provided. The calculated or measured center of gravity (CG) shall be no higher that 80-percent of the rear axle track width.

PRE-CONSTRUCTION CONFERENCE (AT MANUFACTURER)

A pre-construction conference shall be conducted at the apparatus manufacturer's factory at which time all final designs and equipment mounting locations will be approved, prior to any sheet metal being cut. A factory employed design engineer shall be present during the pre-construction conference to answer any design, and/or engineering questions relating to the layout of the apparatus. Air travel (for distances over 250 miles), meals, and lodging expenses shall be included. BIDDER SHALL INDICATE INTENTION TO PROVIDE THE REQUIRED PRE-CONSTRUCTION CONFERENCE IN THE PROPOSAL PACKET.

INSPECTION TRIPS

Inspection trip(s) for Fire Department personnel shall be made to the facility during the course of construction of the apparatus. Successful bidder shall consult with Fire Department committee chairperson as to the proper timing of the inspection trip(s). Air travel (for distances over 250 miles), meals, and lodging expenses shall be included. BIDDER SHALL INDICATE INTENTION TO PROVIDE THE REQUIRED INSPECTION TRIP(S) IN THE PROPOSAL PACKET.

SINGLE SOURCE MANUFACTURER

Rosenbauer is a “Single Source” manufacturer meeting the requirements specified by your bid specifications. Rosenbauer maintains an integrated approach to all aspects of manufacturing including, but not limited to, the chassis and cab, engineered assemblies, apparatus body, pump module, fabricated components, aerial devices, and all related appurtenants. Rosenbauer and our subsidiaries take sole responsibility of each apparatus we manufacture, guaranteeing parts and service availability within your specified time frames.

Final assembly of our proposed apparatus takes place on our premises. The chassis and aerial device are engineered and manufactured within wholly or partially owned Rosenbauer facilities eliminating split warranty responsibility.

ONE CALL SERVICE RESPONSE

Rosenbauer assumes the total responsibility for warranty services for each apparatus we build. These services include, but are not limited to, all components used in the manufacture of the apparatus, the specified chassis, cab, and body. A designated factory staff is employed to

maintain "One Call" warranty and repair service coverage. Many members of our nationwide dealer network also provide and maintain service facilities and on-site service response capabilities. Additionally, contracted service centers are strategically placed across the nation to provide immediate response to any issue or situation that may arise with any of our apparatus.

In addition, Orange County Fire Authority may elect to perform warranty services and repairs in OCFA's own service facility while this vehicle is within a warranty coverage period, Rosenbauer will provide all necessary support and consideration. We stock a full line of support parts at our factory, which can be expedited to your location if necessary.

ROSENBAUER MINNESOTA COMPANY OVERVIEW

Please allow us to share with you a brief summary of the history of Rosenbauer Minnesota, formally General Safety Equipment, LLC.

Rosenbauer Minnesota, LLC is located in Wyoming, MN, where it manufactures a complete line of fire apparatus including pumpers, tankers, aerials, rescue units, ARFF, etc. The company operates in modern facilities consisting of 60,000 sq.ft., which features computer controlled fabricating equipment, down-draft paint booths, and CAD system. Production currently averages eight (8) units per month.

Rosenbauer Minnesota was founded in 1929 in the town of Lindstrom, Minnesota. From its inception, Rosenbauer Minnesota was known for building high quality, customized fire apparatus.

During the 1940s and 50s, Rosenbauer Minnesota manufactured over 600 vehicles for the U.S. Armed Forces, earning our company the Army-Navy "E" Award, the highest recognition available to a civilian company.

Over the years, Rosenbauer Minnesota has developed and introduced many innovative concepts. Our most recent developments include an apparatus body so unique it has been awarded six design patents, and a newly designed airport crash truck (ARFF) that is the most advanced fire fighting vehicle of its kind in the world.

Of all our accomplishments, the one we are most proud of is the close relationship maintained with our customers. We have many customers who have been using our apparatus exclusively for over 50 years. In fact, over 80% of our orders come from "repeat" customers. We encourage you to discuss the quality and service of our apparatus with any one of our over 3,000 customers.

In 1995, Rosenbauer Minnesota formed a partnership with Rosenbauer International, the largest and most respected fire apparatus company in the world. As a result of this partnership, American fire departments now have access to fire fighting technologies from throughout the world. As the partnership with Rosenbauer International progressed, we felt it was important to take advantage of economies of scale, yet be aligned with an organization that is 100% committed to the fire service. Thus, in 1998 Rosenbauer Minnesota of Wyoming, Minnesota and

Rosenbauer International of Leonding, Austria partnered with Rosenbauer South Dakota, LLC to become Rosenbauer America.

Thank you for considering a Rosenbauer unit. We are sure that you will be more than pleased with a quality apparatus from Rosenbauer.

Feel free to contact us with any questions or concerns you may have regarding our proposal for fire apparatus.

DELIVERY

Final delivery of the completed apparatus shall be made F.O.B. Fire Department Headquarters.

DEMONSTRATION

Fire Department personnel shall be properly instructed as to the proper use of the entire apparatus including, but not limited to, chassis, fire pump system, the apparatus and all equipment. The demonstration shall be made by a factory trained Specialist who shall be responsible for complete instruction as to operation and maintenance of the chassis, and the completed vehicle.

The demonstration specialist shall remain at the Fire Department for a sufficient amount of time to provide thorough instructions to all personnel, or as instructed by Chief of the Department. All meals, motel and travel costs shall be the responsibility of the successful bidder.

LOCAL SALES AND SERVICE VEHICLE SUPPORT

The manufacturer and local sales/service facility shall provide information pertaining to authorized local sales representative of the apparatus. The representative is capable of repairing the apparatus and has a service center located within 36 miles of the purchaser. This facility provides complete repair, maintenance and service of the apparatus.

This dealer shall have in their employ, qualified full time employee(s) who are capable and certified of repairing the apparatus. The local service dealer shall make available their service center for inspection tour at the convenience of the fire officials and or their designates.

TOLL FREE SERVICE NUMBER

Due to the nature of emergency fire and rescue services being subject to respond at any time of the day or night, the municipality requires that this also applies to the selling Dealer and the manufacturer.

On a typical day to day basis the request for service is expected to be requested from the selling Dealer. However, if the Dealer's service center is not readily available the municipality needs assurance that the OEM (Original Equipment Manufacturer) can be reached for assistance.

With that said, each bidder shall supply a toll-free telephone number that provides OEM emergency service assistance. This number, when called, shall be directed to a call center, then to an OEM service technician, 24 hours a day, 365 days a year.

There shall be a minimum of ten (10) OEM service technicians at any time in the que to answer an incoming emergency service call. One of which shall be the OEM's National Service Manager.

In the interest of providing the minimum level of acceptable service for the new apparatus this shall be considered a requirement of the successful bidder/proposal.

"ON-LINE" WARRANTY TRACKING SYSTEM

Rosenbauer shall provide an online warranty tracking system shall be used to track all service and warranty issues.

The tracking system will show real time information on all warranty and service requests.
A user will be able to create or track the status of their service or warranty requests 24 hours a day, 7 days a week from anywhere with an internet connection.

The warranty / service tracking system shall be capable of tracking all department service issues via truck VIN or job number.

The system must provide user with instant confirmation of receipt of warranty or service request and must not require user to purchase or use proprietary software.

BODY WARRANTY

We warrant each new motorized fire apparatus manufactured by ROSENBAUER AMERICA, LLC for a period of ONE YEAR from the date of delivery, except for chassis and other components noted herein.

Under this warranty we agree to furnish any parts to replace those that have failed due to defective material or workmanship where there is no indication of abuse, neglect, unusual or other than normal service providing that such parts are, at the option of ROSENBAUER AMERICA, LLC, made available for our inspection at our request, returned to our factory or other location designated by us with transportation prepaid within thirty days after the date of failure or within one year from the date of delivery of the apparatus to the original purchaser, whichever occurs first, and inspection indicates the failure was attributed to defective material or workmanship.

The warranty on the chassis and chassis supplied components, storage batteries, generators, electrical lamps and other devices subject to deterioration is limited to the warranty of the manufacturer thereof and adjustments for the same are to be made directly with the manufacturer by the customer.

This warranty will not apply to any fire apparatus that has been repaired or altered outside our factory in any way, which in our opinion might affect its stability or reliability.

This warranty shall not apply to those items that are usually considered normal maintenance and upkeep services: including, but not limited to, normal lubrication or proper adjustment of minor auxiliary pumps or reels.

This warranty is in lieu of all other warranties, expressed or implied, and all other obligations or liabilities on our part. We neither assume nor authorize any person to assume for us any liability in connection with the sales of our apparatus unless made in writing by ROSENBAUER AMERICA, LLC.

EXT MODULAR BODY WARRANTY - LIFE-TIME

Rosenbauer America, LLC warrants to the original purchaser that the all aluminum body, fabricated by Rosenbauer America, LLC, under normal use and with reasonable maintenance, be structurally sound and will retain structural integrity for the life of the vehicle. Warranty coverage is transferable to second owner, if applicable, with proper notification made to Rosenbauer America, LLC.

This warranty does not apply to the following items that are covered by a separate warranty: paint finish, hardware, moldings, and other accessories attached to this body. In addition, this warranty does not apply to any part or accessory manufactured by others and attached to this body.

ROSENBAUER AMERICA, LLC MAKES NO OTHER WARRANTY, EXPRESS OR IMPLIED, WITH RESPECT TO THE ALUMINUM BODY AND ALL IMPLIED WARRANTIES OF MERCHANTABILITY AND FITNESS FOR A PARTICULAR PURPOSE AND HEREBY DISCLAIMED.

Rosenbauer America, LLC will replace without charge, repair or make a fair allowance for any defect in material or workmanship demonstrated to its satisfaction to have existed at the time of delivery or not due to misuse, negligence, or accident. If Rosenbauer America, LLC elects to repair this body, the extent of such repair shall be determined solely by Rosenbauer America, LLC, and shall be performed solely at the Rosenbauer America, LLC factory, or at an approved facility. The expense of any transportation to or from such repair facility shall be borne by the purchaser and is not an item covered under this warranty.

Rosenbauer America, LLC will not be liable for damages and under no circumstances will its liability exceed the price for a defective body. The remedies set forth herein are exclusive and in substitution for all other remedies to which the purchaser would otherwise be entitled.

Rosenbauer America, LLC will be given a reasonable opportunity to investigate all claims. The purchaser must commence any action arising out of, based upon or relating to agreement or the breach hereof, within twelve months from the date the cause of the action occurred.

Note: Surety bond, if required, will cover standard one year warranty period only and will not cover any extended warranties allowed by seller or other component manufacturers.

ALUMINUM SUBFRAME WARRANTY

Subject to the provisions, limitations and conditions set forth in this warranty, Rosenbauer America, LLC (hereby referred to as "seller"), hereby warrants to each original purchaser that each new aluminum body subframe (exclusive of paint finish and hardware) is structurally sound and free of all structural defects of both material and workmanship and further warrants that it will maintain such structural integrity for the lifetime of the body. Warranty coverage is transferable to second owner, if applicable, with proper notification made to Rosenbauer America, LLC.

This warranty is conditioned upon normal use and reasonable maintenance of such subframe; prompt written notice of all defects to seller or one of the seller's then authorized dealers in the area; no repair or additions there to except by seller or authorized by it; said defect not resulting from misuse, negligence, accident, remount, overloading beyond applicable weight rating by customer or third parties. If any such conditions are not complied with, this warranty shall become void and unenforceable.

Should repairs become necessary under the terms or the warranty, the extent of that repair shall be determined solely by the seller and shall be performed solely at Rosenbauer America, LLC or a repair facility designated by the seller. The expense of any transportation to or from such repair facility shall be that of the purchaser and is not an item covered by this warranty.

Seller reserves the unrestricted right at any time from time to time to make changes in the design of and/or improvements on its products without thereby imposing any obligation on itself to make corresponding changes or improvements in or on its products theretofore manufactured.

EXCLUSIONS AND LIMITATIONS: THIS MANUFACTURER'S WARRANTY IS PROVIDED IN PLACE OF ANY AND ALL OTHER REPRESENTATIONS OR IMPLIED WARRANTIES. NO PERSON IS AUTHORIZED TO MAKE ANY REPRESENTATIONS OR WARRANTY ON BEHALF OF ROSENBAUER AMERICA, LLC OR ANY OF ITS DISTRIBUTORS OTHER THAN SET FORTH IN THIS MANUFACTURER'S WARRANTY. YOUR RIGHT TO SERVICE AND REPLACEMENT OF PARTS ON THE TERMS EXPRESSLY SET FORTH HERIN ARE YOUR EXCLUSIVE REMEDIES AND NEITHER THE MANUFACTURER NOR ANY OF ITS DISTRIBUTORS SHALL BE LIABLE FOR DAMAGES, WHETHER ORDINARY, INCIDENTAL OR CONSEQUENTIAL.

Note: Surety bond, if required, will cover standard one year warranty period only and will not cover any extended warranties allowed by seller or other component manufacturers.

PAINT WARRANTY TEN YEAR

The PPG paint performance guarantee will cover the areas of the vehicle finished with the specified product for a period of TEN (10) years beginning the day the vehicle is delivered to the purchaser.

The full apparatus body, manufactured and painted by Rosenbauer America, LLC, shall be covered for the following paint failures as outlined on the guarantee certificate:

- Peeling or delaminating of the topcoat and/or other layers of paint.
- Cracking or checking.
- Loss of gloss caused by cracking, checking, or hazing.
- Any paint failure caused by defective PPG Fleet Finishes, which are covered by this guarantee.

All guarantee exclusions, limitations, and methods of claims are covered in the full certificate provided to the original purchaser.

Note: Surety bond, if required, will cover standard one year warranty period only and will not cover any extended warranties allowed by seller or other component manufacturers.

LETTERING WARRANTY

Rosenbauer America, LLC warrants to the original purchaser only, that the lettering and striping, installed by Rosenbauer America, LLC, will remain free from defects for a period of one (1) year under normal use.

Rosenbauer America, LLC will replace without charge, repair or make a fair allowance for any defect in material or workmanship demonstrated to its satisfaction to have existed at the time of delivery or not due to misuse, negligence, or accident. If Rosenbauer America, LLC elects to repair this item, the extent of such repair shall be determined solely by Rosenbauer America, LLC, and shall be performed solely at the Rosenbauer America, LLC factory, or at an approved facility. The expense of any transportation to or from such repair facility shall be borne by the purchaser and is not an item covered under this warranty.

COMPLETE PRINTED MANUAL

ROSENBAUER shall provide with the vehicle upon delivery, two (2) complete delivery manuals. These manuals shall be in notebook type binders, with reference tabs for each section of the vehicle. A companion compact disk (CD) with all of the printed material in an electronic format (Adobe Acrobat PDF) shall be provided.

Within each section shall be:

- Individual component manufacturer instruction and parts manuals

- Warranty forms for the body
- Warranty forms for all major components
- Warranty instructions and format to be used in compliance with warranty obligations
- Wiring diagrams
- Installation instruction and drawings for major parts
- Visual graphics and electronic photos for the installation of major parts
- Necessary normal routine service forms, publications and components of the body portion of the apparatus
- Technical publications for training and instruction on major body components
- Warning and safety related notices for personnel protection

Cab and chassis manuals on parts, service and maintenance shall be provided

ELECTRICAL SYSTEM PRINTED MANUAL (OPTION)

ROSENBAUER shall provide with the vehicle upon delivery, two (2) delivery manuals for the electrical system. These manuals shall be in notebook type binders, with reference tabs for each section of the vehicle. A companion compact disk (CD) with all of the printed material in an electronic format (Adobe Acrobat PDF) shall be provided.

Wiring diagrams will be provided on the back side of any electrical access panel and be resistant to deterioration.

Within each section shall be:

- Individual component manufacturer instruction and parts manuals
- Warranty forms for the components
- Warranty instructions and format to be used in compliance with warranty obligations
- Wiring diagrams
- Installation instruction and drawings for major parts
- Visual graphics and electronic photos for the installation of major parts
- Necessary normal routine service forms, publications and components for the installed electrical components
- Technical publications for training and instruction on major components
- Warning and safety related notices for personnel protection
- Cab and chassis manuals on parts, service and maintenance shall be provided
-

ROSENBAUER CUSTOM CHASSIS

A Rosenbauer Commander custom fire truck chassis shall be furnished with the following apparatus body and equipment. See attached specifications for exact chassis configuration.

ELECTRIC SIREN

One (1) Code 3 Model #Z3SXP-1 Matrix electronic siren shall be mounted in the cab.

***** All warning lights needs to be connected to the Matrix siren controller according to Code 3 installation instructions utilizing the "home run" feature.***

SPEAKER

Two (2) Code 3 Model #FM100C, 100-watt chrome plated speaker shall be installed. The speaker shall be wired to the electronic siren located in the apparatus cab.

SPEAKER LOCATIONS

The siren speakers shall be recessed in the apparatus bumper with one (1) speaker on each side.

SIREN CONTROL

One (1) electronic foot switch, Linemaster #632-DA shall be provided on the driver's side of the cab floor to activate the siren.

FEDERAL MECHANICAL SIREN

One (1) Federal Signal Q2B-NN mechanical siren, model Q2B-012NNSD, shall be partially recess mounted into the left side of the front bumper. The grille will be outside the bumper. The "Q" siren shall feature a highly polished chrome body and grille. The siren's distinctive mechanical wail sound shall produce 123 db at 10'. The siren control switch(es) shall be installed in the cab.

SIREN CONTROL

One (1) foot switch, Linemaster #632-DA shall be provided on the driver's side of the cab floor to activate the Federal Signal Q2B siren.

SIREN BRAKE

One (1) push button siren brake to silence the Federal Signal Q2B siren shall be provided on the driver's side dash.

LIGHTBAR

One (1) Code 3 80" light bar shall be included with the apparatus cab. The light bar shall be a model 2780 MATRIXD and shall be mounted on the roof of the cab, towards the front, above the windshield.

Each light bar shall include:

- Configuration #C141083
- Clear hard coated lenses to provide extended life/luster protection against UV & chemical stresses
- Designed in accordance with NFPA Zone A requirements
-

TRAFFIC LIGHT CONTROL

One (1) 3-M Opticom traffic light emitter system and control device shall be installed as follows:

One (1) 794HM LED traffic pre-emption emitter shall be located on the cab roof, centered on a pedestal mount above the lightbar.

The emitter will be controlled through the "PRIMARY WARNING" switch and also by the vehicle park brake circuit. No individual control switch shall be provided.

The emitter will be installed as outlined in the Opticom 794HM installation instructions. One (1) interior cab mounted green LED indicator light and a 1-amp in-line fuse shall be provided and installed as described. The green LED will illuminate when the emitter is active and will be located during the pre-construction meeting.

In addition to the above, one (1) Opticom 2100 GPS Vehicle Kit will also be installed. Mounting location will be discussed during the pre-construction meeting.

WARNING LIGHT ACTIVATION

All emergency warning lights will be controlled through the Code 3 Z3SXP Matrix siren controller.

All warning lights shall be connected utilizing a "home run" to the Z3SXP Matrix siren to allow full control and functionality of the system. A "sync" wire is not necessary to home run.

UPPER REAR WARNING LIGHTS

Two (2) pair of Code 3 series PriZm II red LED warning lights shall be installed, one on each side on the upper rear of the apparatus body. The dimensions of the lights shall be 7" x 9".

One (1) pair will be red LED with red lenses, one each side at the upper rear body. One (1) pair will be amber LED with amber lenses, one each side below the red lights.

The driver side warning light shall be a Code 3 PriZm II 798R-75 red-LED's with red lens.

The officer side warning light shall be a Code 3 PriZm II 798R-75 red-LED's with red lens.

The driver side warning light shall be a Code 3 PriZm II 798A-75 amber-LED's with amber lens.

The officer side warning light shall be a Code 3 PriZm II 798A-75 amber-LED's with amber lens.

Each light shall be mounted with a Code 3 Model 85 chrome flange.

UPPER SIDE FRONT WARNING LIGHTS

Two (2) pair of Code 3 LED warning lights shall be installed, one each side on the upper portion of the body side, towards the front. The dimensions of the lights shall be 7" x 9".
The driver side warning light shall be a Code 3 PriZm II 798R-75 red-LED's with red lens.

The officer side warning light shall be a Code 3 PriZm II 798R-75 red-LED's with red lens.

Each light shall be mounted with a Code 3 Model 85 chrome flange.

UPPER SIDE REAR WARNING LIGHTS

Two (2) pair of Code 3 LED warning lights shall be installed, one each side on the upper portion of the body side, towards the rear of the body. The dimensions of the lights shall be 7" x 9".
The driver side warning light shall be a Code 3 Model 85R red-LED's with red lens.

The officer side warning light shall be a Code 3 Model 85R red-LED's with red lens.

Each light shall be mounted with a Code 3 Model 85 chrome flange.

INBOARD WARNING LIGHTS

One (1) pair of Code 3 model PrizmII warning lights shall be installed, one each side one the front of the chassis cab, in the inboard warning light position. The dimensions of the lights shall be 4" x 6".
The driver side warning light shall be a Code 3 PriZm II 4612R-75 red-LED's with red lens.

The officer side warning light shall be a Code 3 PriZm II 4612R-75 red-LED's with red lens.

OUTBOARD HEADLIGHT WARNING LIGHTS

One (1) pair of Code 3 model PrizmII warning lights shall be installed, one each side one the front of the chassis cab, in the outboard position, below the headlights. The dimensions of the lights shall be 4" x 6".
The driver side warning light shall be a Code 3 PriZm II 4612R-75 red-LED's with red lens.

The officer side warning light shall be a Code 3 PriZm II 4612R-75 red-LED's with red lens.

INTERSECTION WARNING LIGHTS

One (1) pair of Code 3 warning lights shall be installed, one each side of the chassis cab. The dimensions of the lights shall be 4" x 6".
The driver side warning light shall be a Code 3 PriZm II 4612R-75 red-LED's with red lens.

The officer side warning light shall be a Code 3 PriZm II 4612R-75 red-LED's with red lens.

Each light shall be mounted with a Code 3 Model 45 chrome flange.

UPPER MID-CHASSIS WARNING LIGHTS

Two (2) Code 3 LED warning lights shall be installed one each side of the chassis cab, above the side windows. The dimensions of the lights shall be 4" x 6".
The driver side warning light shall be a Code 3 PriZm II 4612R-75 red-LED's with red lens.

The officer side warning light shall be a Code 3 PriZm II 4612R-75 red-LED's with red lens.

Each light shall be mounted with a Code 3 Model 45 chrome flange.

LOWER MID-BODY WARNING LIGHTS

One (1) pair of Code 3 LED warning lights shall be installed, one each side of the apparatus, mid-body. The dimensions of the lights shall be 2" x 5".
The driver side warning light shall be a Code 3 LXEX1F-R red-LED's with clear lens. The dimensions of the lights shall be 2" x 5".

The officer side warning light shall be a Code 3 LXEX1F-R red-LED's with clear lens. The dimensions of the light shall be 2" x 5".

LOWER REAR SIDE WARNING LIGHTS

One (1) pair of Code 3 LED warning lights shall be installed, one each side of the apparatus body, towards the rear of the body. The dimensions of the lights shall be 2" x 5".
The driver side warning light shall be a Code 3 LXEX1F-R red-LED's with clear lens. The dimensions of the lights shall be 2" x 5".

The officer side warning light shall be a Code 3 LXEX1F-R red-LED's with clear lens. The dimensions of the light shall be 2" x 5".

LOWER REAR BODY WARNING LIGHTS

One (1) pair of Code 3 LED warning lights shall be installed, one each side of the apparatus body, at the rear of the body. The dimensions of the lights shall be 4" x 6".
The driver side warning light shall be a Code 3 PriZm II 4612R-75 red-LED's with red lens.

The officer side warning light shall be a Code 3 PriZm II 4612R-75 red-LED's with red lens.

LOW VOLTAGE ELECTRICAL SYSTEM SPECIFICATIONS

The following specifications describe the low voltage electrical system on the specified rescue fire apparatus. The electrical system shall include all panels, electrical components, switches and relays, wiring harnesses and other electrical components. The electrical equipment installed by the apparatus manufacturer shall conform to current automotive electrical system standards, the latest Federal DOT standards, and the requirements of the applicable NFPA 1901 standards.

The apparatus shall have a Weldon V-MUX multiplexing system, to provide diagnostic capability. The system shall have the capability of delivering multiple signals via a CAN bus, utilizing specifications set forth by SAE J1939. The electrical system shall be pre-wired for computer modem accessibility to allow service personnel to easily plug in a modem to allow remote diagnostics, troubleshooting, or program additions. There shall be a diagnostic display provided in the cab. The multiplexed system shall use twisted-pair shielded wire within the electrical system for noise reduction. The diagnostic display shall allow for fault and condition messages to be displayed. For superior system integrity, the networked system shall meet the following minimum requirement components:

1. Power management center
2. Load shedding power management
3. Solid-state circuitry
4. Switch input capability
5. Responsible for lighting device activation
6. Self-contained diagnostic indicators
7. Power distribution module
8. Diagnostic display for warning message indication
9. High Idle Function

All wiring shall be stranded copper or copper alloy conductors of a gauge rated to carry 125 percent of the maximum current for which the protected circuit. Voltage drops in all wiring from the power source to the device shall not exceed 10 percent. The wiring, wiring harness and insulation shall be in conformance to applicable SAE J-1128 with GXL temperature properties and NFPA standards. All exposed wiring shall be protected in a loom with a minimum

temperature rating of 289 degrees Fahrenheit. All wiring looms shall be properly supported and attached to body members. The electrical conductors shall be constructed in accordance with applicable SAE standards, except when good engineering practice requires special construction.

The wiring connections and terminations shall use a method that provides a positive mechanical and electrical connection and shall be installed in accordance with the device manufacturer's instructions. Electrical connections shall be with mechanical type fasteners and large rubber grommets where wiring passes through metal panels.

The wiring between the cab and body shall be joined using Deutsche type connectors or in an enclosed terminal junction panel. This system will permit body removal with minimal impact on the apparatus electrical system. All connections shall be crimp-type with insulated shanks to resist moisture and foreign debris such as grease and road grime. Weather-resistant connectors shall be provided throughout to ensure the integrity of the electrical system.

Any electrical junction or terminal boxes shall be weather resistant and located away from direct water spray. In addition, the main body junction panel shall house the automatically reset breakers and relays as required.

There shall be no exposed electrical cabling, harnesses, or terminal connections located in compartments, unless they are enclosed in an electrical junction box or covered with a removable electrical panel. The wiring shall be secured in place and protected against heat, liquid contaminants and damage. Wiring shall be uniquely identified at least every two feet (2') by color coding or permanent marking with a circuit function code and identified on a reference chart or electrical wiring schematic per requirements of the applicable NFPA 1901 standards.

The electrical circuits shall be provided with low voltage over current protective devices. Such devices shall be accessible and located in required terminal connection locations or weather resistant enclosures. The over current protection shall be suitable for electrical equipment and shall be the automatic reset type and meet SAE standards. All electrical equipment, switches, relays, terminals, and connectors shall have a direct current rating of 125 percent of the maximum current for which the protected circuit. The system shall have electro-magnetic interference suppression provided as required in applicable SAE standards.

The electrical system shall include the following:

j) Electrical terminals in weather exposed areas shall have a non-conductive grease or spray applied. A corrosion preventative compound shall be applicable to all terminal plugs located outside of the cab or body.

k) The electrical wiring shall be harnessed or be placed in a protective loom.

l) Holes made in the roof shall be caulked with silicone. Large fender washers shall be used when fastening equipment to the underside of the cab roof.

m) Any electrical component that is installed in an exposed area shall be mounted in a manner that will not allow moisture to accumulate.

n) A coil of wire must be provided behind each electrical appliance to allow them to be pulled away from the mounting area for inspection and service work.

o) All lights that have their sockets in a weather exposed area shall have corrosion preventative compound added to the socket terminal area.

The warning lights shall be switched in the chassis cab with labeled switches in an accessible location. Individual rocker switches shall be provided only for warning lights added over the minimum requirement level of warning lights in either the stationary or moving modes. All electrical equipment switches shall be mounted on a switch panel mounted in the cab convenient to the operator. Rocker type warning light switches shall be utilized. For ease of nighttime operation, an integral indicator light shall be provided to indicate when the circuit is energized. All switches shall be appropriately identified as to their function.

A single warning light switch shall activate all required warning lights. This switch will allow the vehicle to respond to an emergency and "call for the right of way". When the parking brake is applied, a "blocking right of way" system shall be automatically activated per requirements of the NFPA 1901 standard. All "clear" warning lights shall be automatically turned off upon application of the parking brake.

NFPA REQUIRED TESTING OF ELECTRICAL SYSTEM

The apparatus shall be electrically tested upon completion of the vehicle and prior to delivery. The electrical testing, certifications, and test results shall be submitted with the delivery documentation per requirements of the NFPA 1901 standard. The following minimum testing shall be completed by the apparatus manufacturer:

1. Reserve capacity test:

The engine shall be started and kept running until the engine and engine compartment temperatures are stabilized at normal operating temperatures and the battery system is fully charged. The engine shall be shut off and the minimum continuous electrical load shall be activated for ten (10) minutes. All electrical loads shall be turned off prior to attempting to restart the engine. The battery system shall then be capable of restarting the engine. Failure to restart the engine shall be considered a failed test.

2. Alternator performance test at idle:

The minimum continuous electrical load shall be activated with the engine running at idle speed. The engine temperature shall be stabilized at normal operating temperature. The battery system shall be tested to detect the presence of battery discharge current. The detection of battery discharge current shall be considered a test failure.

3. Alternator performance test at full load:

The total continuous electrical load shall be activated with the engine running up to the engine manufacturer's governed speed. The test duration shall be a minimum of two (2) hours. Activation of the load management system shall be permitted during this test. However, if an alarm sounds due to excessive battery discharge, as detected by the system requirements in the NFPA 1901 standard, or a system voltage of less than 11.7 volts dc for a 12 volt system is present for more than 120 seconds, the test shall be considered a failure.

4. Low voltage alarm test:

Following the completion of the above tests, the engine shall be shut off. The total continuous electrical load shall be activated and shall continue to be applied until the excessive battery discharge alarm activates. The battery voltage shall be measured at the battery terminals. With the load still applied, a reading of less than 11.7 volts dc for a 12 volt system shall be considered a test failure. The battery system shall then be able to restart the engine. Failure to restart the engine shall be considered a test failure.

NFPA REQUIRED DOCUMENTATION

The following documentation shall be provided on delivery of the apparatus:

a. Documentation of the electrical system performance tests required above.

b. A written load analysis, including:

1. The nameplate rating of the alternator.

2. The alternator rating under the conditions.

3. Each specified component load.

4. Individual intermittent loads.

DOOR OPEN LIGHT

One (1) Floyd Bell Twin Turbo Series red flashing warning light, Model #TLHW-V88R-930-Q(F), shall be provided and installed in the driver's compartment to indicate an open passenger or apparatus compartment door. The warning light shall also be attached to folding equipment racks and light towers as specified. The Floyd Bell light also includes an audible "warble tone" warning with volume control to alert the operator.

COMPARTMENT DOOR OPEN SYSTEM ON VISTA SCREEN

The cab and body main compartment doors shall be wired to illuminate an open door indicator on the Weldon V-MUX Vista screen located in the cab when the parking brake is released. The indicator shall individually specify the door(s) that is(are) open.

BATTERY SYSTEM

The battery system shall be supplied with the chassis.

CUSTOMER SPECIFIC WIRING

ALL WIRING SHALL BE FUNCTION CODED THROUGHOUT THEIR LENGTH FOR IDENTIFICATION. ANY WIRING OR CABLES THAT ARE NOT FUNCTION CODED SHALL BE CLEARLY LABELED AT EACH END AS TO FUNCTION.

- THE LABEL MUST BE LEGIBLE (PRINTED)
- CLEAR POLYETHYLENE HEAT SHRINK TUBING OR OCFA APPROVED EQUAL SHALL BE PROVIDED OVER ALL LABELING TO ENSURE DURABILITY.

PLASTIC TIE WRAPS TO SECURE WIRING TO FRAME RAILS WILL NOT BE ACCEPTED. METAL WRAPS OR RESTRAINTS NEED TO BE USED TO SECURE THE WIRING.

ALL TERMINALS SHALL HAVE A TINNED FINISH AND HAVE BOTH CORE AND INSULATION CRIMPS. ALL LARGE TERMINALS THAT HAVE NO INSULATION CRIMP SHALL HAVE HEAT SHRINK WITH SEALANT APPLIED TO RELIEVE STRAIN AND SEAL THE CORE CRIMP. ALL JUNCTION BLOCKS SHALL BE #10 STUD TYPE.

ALL NECESSARY ELECTRICAL LOAD MANAGEMENT SHALL BE CONTROLLED BY THE VEHICLE'S MULTI-PLEX SYSTEM.

- ELECTRICAL LOAD-SHED PRIORITY SHALL BE DETERMINED DURING THE PRE-CONSTRUCTION MEETING.
- AN ELECTRICAL LOAD-SHED REPORT SHALL BE PROVIDED TO THE OCFA AT TIME OF DELIVERY.

REMOVABLE PANELS (WITHIN COMPARTMENTS, ETC) SHALL BE PROVIDED AS NECESSARY TO ALLOW ACCESS TO ALL MULTI-PLEX SYSTEM MODULES, ELECTRICAL RELAYS, FUSE PANELS, AND JUNCTION BLOCKS THROUGHT THE VEHICLE.

REMOVABLE PANELS SHALL BE SECURED USING THUMB LATCHES TO ALLOW QUICK ACCESS.
WIRING DIAGRAMS SHALL BE PROVIDED ON THE BACK OF THE PANELS IF THE PANEL IS UTILIZED FOR ACCESSING ANY MULTI-PLEX OR WIRING. DIAGRAMS SHALL BE AFFIXED INSIDE AND RESISTANT TO DETERIORATION. DIAGRAMS SHALL BE OF FULL COLOR IF APPLICABLE.

ONE (1) ROCKER STYLE, MASTER BATTERY DISCONNECT SWITCH (RED IN COLOR) SHALL BE INSTALLED ON THE CAB DASH IN A LOCATION THAT IS EASILY ACCESSIBLE TO THE DRIVER WITHOUT CLIMBING INTO THE CAB (FROM THE GROUND WITH THE DOOR OPEN).

A SIX (6) BATTERY SYSTEM SHALL BE PROVIDED AND SECURELY INSTALLED AND BE CONFIGURED/WIRED AS FOLLOWS:

- BATTERIES SHALL BE ISOLATED FROM ALL ELECTRICAL CIRCUITS IN ACCORDANCE WITH THE LATEST NFPA 1901 RECOMMENDATIONS.
- FOUR (4) OF THE SIX (6) BATTERIES SHALL BE WIRED "PARALLEL" FOR THE VEHICLE CHASSIS ELECTRICAL NEEDS.
- TWO (2) OF THE SIX (6) BATTERIES SHALL BE INDIVIDUALLY ISOLATED FROM THE CHASSIS ELECTRICAL SYSTEM FOR COMMUNICATION EQUIPMENT NEEDS.
- BATTERIES SHALL BE LABELED WITH A PERMANENT, DURABLE LABEL AS FOLLOWS:
    - VEH-1
    - VEH-2
    - VEH-3
    - VEH-4
    - COMM BATT
    - COMM BATT

- APPARATUS MANUFACTURER SHALL UTILIZE "PRE-MANUFACTURED" WIRING HARNESSES FOR ALL BATTERY WIRING. HARNESSES SHALL BE TAILORED TO LENGTH IN ORDER TO KEEP THE TOP OF THE BATTERY ACCESSIBLE FOR SERVICE.

- ALL BATTERIES SHALL HAVE BLUESEA BUSS BARS THAT JOIN CONNECTIONS BOTH THE POSITIVE (+) AND NEGATIVE (-) BEFORE THEY ARE ATTACHED TO THE BATTERY. SEE PICTURES ATTACHED AS A REFERENCE.

• BOTH ISOLATED COMMUNICATIONS (COMM) SHALL HAVE BLUESEA BUSS BARS THAT JOIN CONNECTIONS BOTH THE POSITIVE (+) AND NEGATIVE (-) BEFORE THEY ARE ATTACHED TO THE BATTERY:

BLUE SEA TERMINAL STUDS SHALL BE PROVIDED AS REQUIRED FOR TERMINATION OF CABLES. SEE PICTURES ATTACHED.

○ 3/8" STUD

○ WITH RED PROTECTIVE CAP #90BCCR

ONE (1) SET OF BATTERY JUMPER STUDS (BLUESEA BRAND) WITH RED AND BLACK PLASTIC COLOR CODED COVERS SHALL BE PROVIDED ON THE DRIVER SIDE, NEAR THE BATTERY COMPARTMENT.

• STUDS SHALL BE 8 INCHES APART AND HAVE A NON-METALLIC BASE/BACKING PLATE.

• ACCESS SHALL BE LARGE ENOUGH TO ALLOW EASY JUMPER CABLE CONNECTIONS.

• A TAG SHALL BE PROVIDED FOR POSITIVE (+) AND NEGATIVE (-) TERMINALS.

TWO (2) RED 2-GAUGE BATTERY LINES SHALL BE PROVIDED AND INSTALLED AS FOLLOWS:

• EACH CABLE SHALL TERMINATE TO ONE (1) COOPER BUSSMAN CIRCUIT BREAKER (#MRCB187F-150-F-3).

○ CIRCUIT BREAKER SHALL BE INSTALLED IN CLOSE PROXIMITIY TO THE BATTERIES.

○ EACH LINE SHALL THEN BE CONNECTED TO THE POSITIVE (+) TERMINAL EXTENSION LUG OF THE FOLLOWING:

• INTERCONNECTED CHASSIS BATTERIES

• ISOLATED COMMUNICATIONS BATTERY

• ISOLATED COMMUNICATIONS BATTERY

• EACH CABLE SHALL BE CLEARLY LABELED AS FOLLOWS WITH DURABLE, PERMANENT LABELING:

○ VEH-1

○ VEH-2

○ VEH-3

○ VEH-4

○ COMM BATT

○ COMM BATT

• ALL CABLES SHALL BE ROUTED FROM THE BATTERY TRAY AREA INTO THE CAB AND BE LOCATED IN THE COMMUNICATION COMPARTMENT LOCATED JUST BEHIND THE ENGINE COWLING.

○ THE ISOLATED COMMUNICATIONS CABLES SHALL EACH TERMINATE TO INDIVIDUAL TRANSIT SAFETY (OR EQUAL) S240-7000R 3/8" RED STUDS IN THE COMMUNICATIONS COMPARTMENT.

ONE (1) BLACK 0-GAUGE GROUND CABLE SHALL BE PROVIDED TO THE COMMUNICATIONS COMPARTMENT AND SHALL ORIGINATE FROM THE SAME LOCATION AS THE CHASSIS BATTERY GROUND.

○ GROUND CABLE SHALL TERMINATE TO ONE (1) TRANSIT SAFETY (OR EQUAL) S240-7000 3/8" BLACK STUD.

ONE (1) BLUE SEA MODEL 1830 M2 DC STATE-OF-CHARGE VOLTAGE MONITOR SHALL BE PROVIDED IN THE CAB (IN ADDITION TO THE STANDARD DASH VOLT GAUGE) AND BE WIRED AS FOLLOWS:

• SHALL HAVE AN AMPERAGE SHUNT INSTALLED IN CLOSE PROXIMITY TO THE VEHICLE ALTERNATOR AND NOT IMPEDE SERVICIBILILTY. SHUNT INSTALLATION SHALL FOLLOW MANUFACTURER'S INSTRUCTIONS.

• PROVIDE FOUR (4) 16-GAUGE CABLES (ONE PER BANK AND ONE PER GROUND) BETWEEN THE VOLTAGE GAUGE AND THE CHASE IN THE REAR OF THE CAB.

PROVIDE 5 FEET (5') OF SPARE CABLE COILED WITHIN THE COMMUNICATIONS.

• EACH WIRE SHALL BE CLEARLY LABELED WITH PERMANENT, DURABLE LABELING AT EACH END THAT IDENTIFIES THE BATTERY BANK NUMBER.

○ BANK 1 SHALL INDICATE THE VOLTAGE OF THE VEHICLE CHASSIS BATTERIES

○ BANK 2 SHALL INDICATE THE VOLTAGE OF THE ISOLATED COMM BATT

○ BANK 3 SHALL INDICATE THE VOLTAGE OF THE ISOLATED COMM BATT

• GROUND WIRE FROM THE GAUGE SHALL BE WIRED TO THE CHASSIS BATTERY NEGATIVE (-)

TWO (2) RECESSED 20-AMP, 3-PRONG MALE SHORE POWER ELECTRICAL CONNECTIONS WITH WEATHER-PROOF COVER SHALL BE PROVIDED AT THE DRIVER'S DOOR AREA OF THE APPARATUS. MODEL TO BE BLUESEA SUREEJECT 7851 AND 7860 MANUFACTURER MUST PUT AN ACCESS PANEL SO THAT PLUG CAN BE SERVICED EASILY. LARGER AMPERE PLUG MAY BE NECESSARY OR SECONDARY PLUG IN ORDER TO RUN ALL ONBOARD CHARGERS FOR AUXILLARY EQUIPMENT WHILE IN STATION TBD BY MANUFACTURER AND OCFA.

ONE (1) SHORE POWER SHALL ALLOW FOR POWER TO THE VEHICLE CHARGING SYSTEM.

- THIS CONNECTION SHALL PROVIDE POWER TO THE TWO (2) 3-PRONG DUPLEX OUTLETS, LOCATED IN THE CAB WITH A SPECIFIC LOCATION TO BE DETERMINED AT THE PRE-CONSTRUCTION MEETING.

THE BATTERY CHARGER DESCRIBED ABOVE SHALL BE CONNECTED TO (RECEIVE POWER FROM) THE DUPLEX ELECTRICAL OUTLET (DESCRIBED ABOVE) LOCATED NEAR THE BATTERY CHARGERS USING A BUILDER SUPPLIED 3-PRONG 15 AMP MALE PIG-TAIL AND NOT BE HARD-WIRED.

EACH OF THE THREE CHARGER OUTPUTS SHALL HAVE A MANUAL TRIP/MANUAL RESET BREAKER (COOPER BUSSMAN # MRCB 187-60-F-3) INSTALLED IN CLOSE PROXIMITY TO EACH BATTERY AS SHOWN IN SUPPLIED PICTURES.

A MINIMUM OF 4-GAUGE RED CABLES OR THAT WHICH IS CALLED FOR BY THE CHARGER MANUFACTURER (WHICHEVER IS GREATER) SHALL BE RUN FROM EACH OUTPUT OF THE CHARGER TO THE POSITIVE (+) TERMINAL BUS BAR FOR EACH BATTERY BANK.

THE GROUND CABLE SHALL BE ROUTED ALONG THE SAME PATH AS THE BATTERY CHARGE CABLES DESCRIBED ABOVE AND TERMINATE AT THE MAIN CHASSIS BATTERY GROUND BUSS BAR.

THE GROUND CABLE SHALL BE CLEARLY LABELED AT EACH END WITH A DURABLE, PERMANENT LABEL.
BUILDER SHALL PROVIDE PRINTED IDENTIFICATION (STATING FUNCTION AND LOCATION) AT EACH END OF ALL “NON-FUNCTION CODED” CABLING AND WIRING AS DESCRIBED HEREIN. CLEAR POLYETHYLENE HEAT SHRINK TUBING SHALL BE PROVIDED OVER ALL LABELING FOR DURABILITY.

ONE (1) SHORE POWER SHALL SUPPLY POWER TO THE 120V OUTLETS THAT ARE POWERED BY THE GENERATOR/INVERTER WHEN IN THE STATION. TO PROTECT EITHER THE GENERATOR OR EXTERNAL POWER SOURCE FROM BACK FEED, AN AUTOMATIC RELAY SYSTEM WILL BE INSTALLED TO SWITCH BETWEEN THE GENERATOR AND THE EXTERNAL POWER SOURCE WHEN IT IS CONNECTED FOR USE.

MASTER ELECTRIC SWITCH

One (1) battery disconnect switch shall be located conveniently to the driver of the apparatus. The switch shall disconnect the 12 volt power supply from the battery system.

SHORE POWER RECEPTACLE

SHORE POWER TRANSFER SWITCH

One (1) 120 volt, 30 amp power transfer switch shall be installed on the apparatus. This shall allow components normally powered by the 120 volt shore power connection to be automatically powered by the on board generator upon startup of the generator.

AIR HORNS

Two (2) Grover brand Stutter Tone air horns shall be provided. The air horns shall be 6" in diameter and 24" long. Each horn shall feature flared ends offering a pleasing appearance.

Each horn shall have an individual activation solenoid that is plumbed directly into the horn base. The air horn activation switch shall be hard-wired and not be run through the multi-plex system.

AIR HORN LOCATION

The air horns shall be located on the front bumper. One (1) shall be mounted inboard on the driver side and one (1) inboard on the officer side, so as not to interfere with any other components on the bumper.

ELECTRIC TRAFFIC HORN AND AIR HORN SELECTOR SWITCH

One (1) selector switch shall be provided on the cab's dash that will allow the chassis steering wheel horn button to activate either the electric traffic horn or air horn system.

12 VOLT USB POWER SOURCE

Eight (8) 12 volt Blue Sea **#4368** power outlet shall be provided in the following locations:

- Three (3) in the driver side tool compartment (L1)
- Three (3) in the officer side tool compartment (R1)
- Two (2) in the rear crew area of the cab, adjacent to the exterior EMS compartments

The power source shall be "constant hot" and remain active regardless of the position of the master battery switch.

LIGHT MOUNTING LOCATION

The mounting location for the specified light shall be on the front edge of the chassis cab roof.

LED SCENE LIGHT

A Fire Tech FT-B-72-ML-W brow light shall be provided and installed below the light bar. The light shall produce 30,096 lumens and be powder coated white.

SCENE LIGHT SWITCHING

One (1) scene light switch with indicator shall be installed on the cab main switch panel to control all scene light(s). The switch shall be labeled "SCENE LIGHTS".

SCENE LIGHT SWITCHING

One (1) scene light switch with indicator shall be installed on the cab main switch panel to control the front scene light(s). The switch shall be labeled "FRONT SCENE".

Brow light shall include 3 switches to be wired to the spot, flood and scene light circuit.

PORTABLE LANTERN

One (1) Streamlight **Fire-Box E-Spot** LED portable handlight shall be installed. The lantern shall include a mounting bracket, with 12 volt charger wired to the battery system to allow the light to recharge when not in use.

HANDLIGHT INSTALLATION

The location of the handlight installation shall be in the apparatus body. All components shall be installed as directed by the fire department.

INTERCOM SYSTEM PRE-WIRE

THE MANUFACTURER SHALL INSTALL THE FOLLOWING SETCOM INTERCOM CABLE AS DESCRIBED BELOW:

• INSTALL ONE (1) CABLE FROM THE COMMUNICATIONS CABINET TO THE DRIVER SIDE LEFT REAR PANEL OF THE APPARATUS BODY NEAR THE TAIL/TURN LIGHT ASSEMBLY. THIS CABLE WILL BE CONNECTED AFTER DELIVERY BY THE OCFA FOR A HEADSET JACK.

○ TEN FEET (10’) OF SPARE CABLE SHALL BE PROVIDED IN THE COMMUNICATIONS COMPARTMENT.

○ SIX FEET (6’) OF SPARE CABLE SHALL BE PROVIDED AT THE REAR BODY END.

○ CABLE SHALL BE CLEARLY LABELED AT EACH END “SETCOM TAILBOARD”.

• INSTALL ONE (1) CABLE FROM THE COMMUNICATIONS CABINET TO THE DRIVER SIDE PANEL SPEAKER (ELECTROVOICE MODEL EVI-MIS-8C) WHERE THE OCFA WILL TERMINATE AFTER DELIVERY. OPERATOR PANEL TO BE LOCATED WITH THE ELECTRICAL PANEL CONTROLS.

○ TEN FEET (10’) OF SPARE CABLE SHALL BE PROVIDED IN THE COMMUNICATIONS COMPARTMENT.

○ TWO FEET (6’) OF SPARE CABLE SHALL BE PROVIDED AT THE ELECTRICAL PANEL CONTROLS END.

○ CABLE SHALL BE CLEARLY LABELED AT EACH END “SETCOM OPERATOR PANEL”.

MARKER LIGHTS

LED marker lights shall be installed on the vehicle in conformance to the Department of Transportation requirements.

LICENSE PLATE BRACKET

One (1) Cast Products license plate bracket, model LP0005-1-C shall be provided at the rear of the apparatus. The bracket shall have a polished finish and LED light.

LICENSE PLATE BRACKET

One (1) stainless steel license plate bracket shall be provided at the front bumper.

TAIL LIGHTS

One (1) pair of Code 3 LED tail/brake lights shall be provided. The rectangular 4" x 6" light shall be red.

THIRD BRAKE LIGHT

There shall be one (1) additional Code 3 LED tail/brake light provided on the rear of the apparatus. The light shall be mounted as high as practical and centered on the rear of the apparatus body. The rectangular light shall be a Code 3 model TSXFM3-R red LED with a red lens.

The light will be mounted in between the split traffic arrow modules.

TURN SIGNALS

One (1) pair of Code 3 turn signals shall be provided. The rectangular LED lights shall be 4" x 6" in dimension.

BACKUP LIGHTS

One (1) pair of Code 3 Series 65 LED backup lights shall be installed on the rear of the apparatus body. The dimensions shall be 4" x 6" and the lens color shall be clear.

FOUR LIGHT HOUSING

One (1) pair of chrome plated tail light housings shall be supplied. Each housing shall be designed to hold four (4) Code 3 Model 65 series rear lights located at the lower rear corners of the body.

MID CHASSIS LED TURN SIGNALS

One (1) pair of mid chassis LED turn signals shall be provided. The location of the turn lights shall be near the front wheel axle.

MID BODY LED TURN SIGNALS

One (1) pair of mid body LED turn signals shall be provided. The location of the turn lights shall be at mid-body near the rear wheel axle.

GROUND LIGHTS - MID BODY

There shall be two (2) AMDOR Luma-Bar H20 LED lights (approx 12") mounted to the underside of the rub rail, mid body. One (1) light shall be located on the driver's side and one (1) light located on the officer's side of the apparatus.

The light shall have a polycarbonate lens to eliminate breakage from impact and eliminate heat buildup.

The ground lighting shall be activated when the parking brake is set.

GROUND LIGHTS - REAR STEP

There shall be two (2) AMDOR Luma-Bar H20 LED, model AY-9500-12, lights (approx 12") mounted under the rear step. One (1) light shall be located on the driver's side and one (1) light located on the officer's side of the apparatus.

The light shall have a polycarbonate lens to eliminate breakage from impact and eliminate heat buildup.

The ground lighting shall be activated when the parking brake is set.

GROUND LIGHTS

There shall be two (2) AMDOR Luma-Bar H20 LED, model AY-9500-12 lights (approx 12") mounted to the underside of the compartments, behind the rear wheels. One (1) light shall be located on the driver's side and one (1) light located on the officer's side of the apparatus.

The light shall have a polycarbonate lens to eliminate breakage from impact and eliminate heat buildup.

The ground lighting shall be activated when the parking brake is set.
The ground lights shall activate with a switch on the cab dash.

REAR TAILBOARD LIGHTS

Two (2) LED step lights with clear lens shall be installed to illuminate the step surfaces at the rear of the apparatus body.

WALKWAY LIGHT

One (1) LED walkway light shall be installed. The lights shall be installed in upper roof walkway area.
The step/walkway light switch shall be installed and wired to the parking brake.

SCENE LIGHT

Ten (10) FireTech Guardian Elite model FT-GESM shall be mounted on the apparatus body upper side panels, one front, one center and one rear on each side of the body.

SCENE LIGHT LOCATION

One (1) scene light shall be located on the left side of the cab.
SCENE LIGHT LOCATION

One (1) scene light shall be located on the right side of the cab.
SCENE LIGHT LOCATION

Three (3) scene light shall be located on the left side of the apparatus body.
SCENE LIGHT LOCATION

Three (3) scene light shall be located on the right side of the apparatus body.
SCENE LIGHT LOCATION

Two (2) scene light shall be located on the rear of the apparatus body.
SCENE LIGHT SWITCHING

One (1) scene light switch with indicator shall be installed on the cab main switch panel to control the left side scene light(s). The switch shall be labeled "LEFT SCENE".
SCENE LIGHT SWITCHING

One (1) scene light switch with indicator shall be installed on the cab main switch panel to control the right side scene light(s). The switch shall be labeled "RIGHT SCENE".
SCENE LIGHT SWITCHING

One (1) scene light switch with indicator shall be installed on the cab main switch panel to control the rear scene light(s). The switch shall be labeled "REAR SCENE".
SCENE LIGHT SWITCHING

The rear scene lights shall activate automatically upon placing the transmission into reverse.

TRAFFIC ARROW LIGHT

One (1) Code 3 Model #NASLTS6SP "Narrowstik" LED traffic warning light shall be installed at the rear of the body. The light shall consist of two separate modules.

The traffic arrow will be controlled using the controls in the Code 3 Z3 Matrix siren control head.
The traffic arrow light shall be recessed mounted at the rear of the apparatus body. The arrow modules will be separated by the 3rd brake light module and located above the rear compartment.

OVERALL DIMENSIONS

The vehicle shall have the following dimensions:

- Chassis wheelbase: 270.5"
- Cab to axle dimension of chassis: 60"
- Overall length: 482"
- Overall width: 101"
- Overall height: 138"
-

FLUID DATA PLAQUE

One (1) fluid data plaque containing required information shall be provided based on the applicable components for this apparatus, compliant with NFPA Standards:

- Engine oil
- Engine coolant

- Chassis transmission fluid
- Drive axle lubricant
- Power steering fluid
- Pump transmission lubrication fluid
- Other NFPA applicable fluid levels or data as required

Location shall be in the driver's compartment or on driver's door.

DATA & WARNING LABELS

HEIGHT LENGTH & WEIGHT

A highly visible label indicating the overall height, length, and weight of the vehicle shall be installed in the cab dash area.
NO RIDE LABEL

One (1) "NO RIDERS" label shall be applied on the vehicle at the rear step area or other applicable areas. The label shall warn personnel that riding in or on these areas, while the vehicle is in motion is prohibited.
TIRE PRESSURE LABEL

A label shall be placed in a visible area that indicates the front and rear tire pressure.
CAB SEATING POSITION LIMITS

One (1) label shall be installed in the cab to indicate seating positions for firefighters. A weight allowance of 250 pounds for each shall be factored into the gross vehicle weight rating of the chassis.
HELMET WARNING TAG

One (1) label shall be installed in the cab, visible from each seating position. The label shall read "CAUTION: DO NOT WEAR HELMET WHILE SEATED." Helmets must be properly stowed while the vehicle is in motion according to the current edition of NFPA 1901.

FRONT FENDER LINERS

The standard plastic front fender liners will be replaced with formed, smooth aluminum liners that are painted job color.

REAR TOW EYES

There shall be two tow eyes furnished under the rear of the body. Tow eyes are to be constructed of 3/4" plate steel with a 3" I.D. hole, large enough for passing through a tow chain end hook. The tow plates shall be painted to match the exterior color of the body.

BUMPER

The chassis shall feature a standard, two (2) rib 12" high by 102" wide wrap around style bumper constructed from highly polished, 10 gauge, 316 stainless steel.

The bumper shall be mounted to a fourteen inch (14") long chassis frame extension.

A contoured apron / gravel shield fabricated from NFPA compliant, slip-resistant polished aluminum shall enclose the top and end "wing" areas between the bumper and the cab.

TOW EYES

Two (2) 3" tow eyes shall be mounted to bumper extension on the top of the bumper. The tow eyes shall be heavy polished nickel plated steel which shall not chip when used with chains and hooks.

HUB AND LUG NUT COVERS

The apparatus shall have chrome or stainless steel hub and lug nut covers on the front and tandem rear axles.

TIRE PRESSURE INDICATOR

There shall be a tire pressure indicator, p/n RWTG1235, at each tire's valve stem on the vehicle that shall indicate if there is insufficient pressure in the specific tire.

SPARE TIRE & RIM - FRONT

One (1) spare tire and rim for the chassis front axle shall be provided and shipped loose with the completed apparatus.

EXHAUST HEAT SHIELD

A heat shield shall be installed under the body in the areas where the exhaust system is routed.

EXHAUST OUTLET PROVISION

Provisions shall be made for the department to install a Plymovent exhaust outlet adapter for the diesel exhaust extraction system.

REAR MUD FLAPS

One (1) pair of black mud flaps shall be installed behind the rear wheels.

OFFICER FOLD-DOWN FOOT REST

A fold-down foot rest will be provided on the lower kick panel below the dash in front of the officers seat. The foot rest will be approximately 14" wide and 3" front to back.

REFERENCE BOOK STORAGE

TWO (2) MAP BOXES SHALL BE PROVIDED. ONE LOCATED BETWEEN THE OFFICER AND DRIVER, APPROXIMATELY 22” WIDE, 13½” FRONT TO BACK AND 10” DEEP.

A SECOND BOX LOCATED IN THE CREW AREA BETWEEN THE EXTERIOR CAB COMPARTMENTS, APPROXIMATELY 45” WIDE, 13½” FRONT TO BACK 11½” DEEP SHALL BE PROVIDED.

BOTH BOXES SHALL BE DESIGNED TO HOLD 3-RING BINDERS. THE MAP BOX WILL HAVE A 1" DOWN-TURNED LIP HINGED COVER AROUND THE PERIMETER SIMILAR TO A SHOE BOX LID.
The cabinet’s exterior finish shall match the interior finish of the chassis cab.
The cabinet’s interior shall have a natural finish.

TURNOUT GEAR HOOKS

Two (2) heavy-duty hooks will be provided and mounted approximately four inches (4") forward of the rear crew door opening, one (1) on each side of the cab interior as high as functionally possible.

INTERIOR CABINET - COMMUNICATIONS EQUIPMENT

A communications cabinet shall be installed inside the cab, located in between the two cab compartments and rear of the engine cowling with minimum dimensions of 14" tall and 14" deep. It shall have a hinged lid on top with 2-3 flush mounted latches to allow easy access. The cabinet needs to be structurally sound enough to have the map box mounted on top of it. A front hinged panel shall also be provided for easy access. Cabinet will need to be vented and shall have chase access through the exterior cab compartments to the B-posts of the vehicle. Chase runs should be as minimally invasive to the exterior cab compartments. Exact configuration will be determined at the preconstruction meeting.

Access holes shall be provided by the apparatus manufacturer through the cabinet walls to accommodate wiring and cabling as described elsewhere in these specifications. These holes shall match the dimensions of the required wiring chases and be no less than 24 square inches (4x6) in size.

Access holes shall be provided at the following locations to accommodate necessary wiring and cable routing:

• Between both cabinets through the cable chase described below

• Into and out of the apparatus cab “B posts”

• The rear cabinet wall for access to battery chargers and components

• All holes shall have smooth edges, grommets or protective edge covering to protect cables and wires from abrasion"

The fire apparatus manufacturer shall provide continuous, unobstructed, enclosed wiring chases with removable access covers into (and out of) the communications cabinet and also to the front dashboard and overhead areas."

Each wiring chase shall have a minimum area of 8 square inches (2” x 4” channel or equivalent) with no dimension being less than 1” (i.d.) throughout.

All wiring chases shall have ground smooth edges, grommets or protective edge covering to protect cables and wires from abrasion throughout their length."

Wiring chases shall have durable covers that are easily removed but well secured during normal vehicle use. Velcro attachment will not be accepted.

Continuous accessible chases shall be provided in the following areas:"

• A-post, both sides

• B-post, both sides

• Into all headliners, both front and rear

• From upper and lower dash areas into headliners and or a-post"

Specific wiring chases and access configuration to be finalized during pre-construction based on cab design.

REMOTE RADIO SPEAKER AND WIRING

THE MANUFACTURER SHALL PROVIDE AND INSTALL ONE (1) ELECTRO VOICE MODEL #EVI-MIS-8C FLUSH MOUNT EXTERNAL PANEL SPEAKER. THE SPEAKER SHALL BE BACK MOUNTED TO A PERFORATED PANEL TO ALLOW THE AUDIO PRODUCED IN THE SPEAKER TO BE HEARD. SHOULD BE MOUNTED IN THE ELECTRICAL PANEL COMPARTMENT. EXACT LOCATION TO BE DETERMINED AT PRE-CONSTRUCTION MEETING.

INSTALL 3 PAIR (6 WIRES TOTAL) OF 16-GAUGE SHIELDED SPEAKER WIRE FROM THE PASSENGER SIDE OVERHEAD PANEL (OFFICER SEATING POSITION) TO THE REMOTE PANEL SPEAKER. THREE (3') FEET OF SPARE WIRE SHALL BE PROVIDED AT THE SPEAKER. WIRE SHALL BE CLEARLY LABELED "RADIO SELECTOR SWITCH

1, 2, 3" AT BOTH ENDS. ONE (1) 1/2" HOLE AND TWO (2) 3/8" HOLES SHALL BE PROVIDED IN CLOSE PROXIMITY TO THE SPEAKER FOR SPEAKER COMPONENTS. FINAL LAYOUT AND LABELS TO BE DETERMINED AT THE PRECONSTRUCTION MEETING.

CAB LIFT CONTROL LOCATION

The cab lift controls for tilting the cab shall be recess mounted in the forward wall inside the left front compartment or behind the pump compartment left side upper access (gauge) panel. Proper operation and warning labels shall be installed adjacent to the controls.

BODY CONSTRUCTION

HEAVY DUTY EXTRUDED ALUMINUM BODY

To prevent possible interaction of dissimilar metals and to reduce the weight of the completed apparatus, the body and ALL STRUCTURAL SUPPORTS shall be constructed entirely of aluminum sheet and aluminum extrusions.

Aluminum extrusions or sheet aluminum of smaller thicknesses or lesser grades to those specified herein are not acceptable.

The aluminum extrusion alloy shall be 6061 with a temper rating of T6, and have a tensile strength of 45,000 PSI and yield strength of 40,000 pounds.

The smooth aluminum sheet material alloy shall be 5052 with a temper rating of H32, and have a tensile strength of 33,000 PSI and yield strength of 28,000 pounds.

The aluminum treadplate alloy shall be 3003 with a temper rating of H22, and have a tensile strength of 30,000 PSI and yield strength of 28,000 pounds.

All extrusions utilized in the body superstructure, substructure and framing shall be 6061-T6 alloy aluminum. All extrusions shall be beveled at each joint and all seams shall be electrically seam welded using #5356 alloy aluminum wire. For strength and rigidity, all aluminum sheets utilized in the apparatus body for structural support shall be a minimum of **3/16"** 5052-H32 alloy aluminum sheet.

FASTENERS

All fasteners use in the apparatus body shall be attached with Ny-Lok type fasteners.

All aluminum and stainless steel components shall be attached using stainless steel fasteners. Zinc or cadmium plated fasteners are not acceptable for use with any aluminum or stainless steel components on the vehicle.

Compartment door hinges, handrails and running boards shall be attached using a minimum of 1/4" diameter machine bolt fasteners. Fasteners used in nonstructural areas such as; door handles, trim moldings, gauge mounting, etc shall be 3/16" in diameter.

BODY SUPERSTRUCTURE CONSTRUCTION

All vertical and horizontal structural members of the outer apparatus body shall be constructed of no less than 4.00" by 12.00", 6061-T6 aluminum extrusions with a minimum .200" wall thickness fully welded together forming a unitized support system for the body and compartments. In order to provide a complete internal and integrated body super-structure, full

height extruded structural members shall be provided at each corner of the apparatus and between each exterior equipment compartment.

Bidder is to provide with their bid proposal illustrations and drawings of the body structure to show compliance with this requirement.

EXTERIOR COMPARTMENT CONSTRUCTION

Compartment sides and walls shall be welded to the super-structure. Seams shall be sealed using an engineered grade polyurethane adhesive-sealant.

The compartments shall be designed to provide protected raceways for vertically hinged door fastener retention elements. This requirement shall eliminate the possibility of door hinge hardware from being damaged by or damaging equipment stored in the compartments.

The compartment door openings are to be full width of the compartment with no loss of space. The raceways shall be designed to allow door hardware removal by a single person with simple hand tools.

Full height access panels fastened with stainless steel fasteners shall be provided to access all wiring routed through vertical super-structure extrusions. There shall be no exposed wiring allowed within the compartment interiors.

Compartment flooring shall be constructed of a combination aluminum extrusion and aluminum treadplate welded in place to the extruded aluminum framework creating a double compartment floor for added strength. Due to the high usage and wear and tear caused by removal of equipment, only treadplate aluminum with a raised pattern will be acceptable for compartment flooring. Bolted or welded in smooth raw aluminum or painted aluminum does not meet the intent nor technical requirement of raised pattern treadplate.

The tops of the side exterior compartments shall be constructed of NFPA #1901 Standards compliant non-slip polished aluminum treadplate fastened to the body with stainless steel fasteners. Compartment tops that are welded in place do not meet the serviceability intent of this requirement.

ROOF CONSTRUCTION

The roof of the rescue body shall be covered with NFPA compliant polished aluminum embossed treadplate. The body shall be designed to support two hundred fifty pounds in any given area to allow emergency personnel roof access.

SHELVING TRACKS

The vertical extrusions forming the framework of the side exterior compartmentation shall be designed to incorporate FULLY RECESSED adjustable shelving standards. Shelving tracks shall run full height of **ALL** side exterior equipment compartment.

The intent of this requirement is to allow full use of the available storage areas without the interference of shelving tracks extending into and reducing the interior widths of the compartments which will allow equipment to be stored within the full width of the compartment interiors.

Shelving, when specified, shall have a width of no less than .50" of the overall compartment width.

Adjustable shelving tracks welded or bolted onto interior walls of the compartments do not meet the intent of these specifications.

ELECTROLYSIS CORROSION CONTROL

The apparatus shall be assembled using ECK or electrolysis corrosion control, on all high corrosion potential areas, such as door latches, door hinges, trim plates, fenderettes, etc. This coating is a high zinc compound that shall act as a sacrificial barrier to prevent electrolysis and corrosion between dissimilar metals. This shall be in addition to any other barrier material that may be used.

All 1/4" diameter and smaller screws and bolts shall be stainless steel.

Due to the expected life of the vehicle, proposals will only be acceptable from manufacturers that include these corrosion features.

SIDE BODY HEADER

All high side compartment tops shall be NFPA approved non-slip treadplate with the side body header area above the compartment doors a smooth aluminum painted surface.

Lower or rear face compartments, if specified shall be provided with polished aluminum drip rails.

TANDEM WHEEL WELL PANEL AND LINER

For ease of accessibility and maintenance, the tandem wheel well panels shall be constructed for ease of accessibility and maintenance, wheel well panels shall be double break formed painted smooth aluminum plate that is fully gasketed and bolted in place with stainless fasteners. Wheel wells shall be of the removable design so as to provide replacement in the event of damage. There shall be no visible bolt heads, retention nuts or fasteners on the exterior surface of the

panel. Wheelwell panel shall be isolated from the apparatus body utilizing .25" nylon spacer blocks.

To fully protect the wheel well area from road debris and to aid in cleaning, a full depth (minimum of 24.00") radius wheel well liner constructed of exterior grade .25" black polyethylene sheet shall be provided. For ease of removal, the liner shall be held in place via means of a self-tension retention system. Due to possible corrosion and contamination by road debris in the wheel well area, mechanical fasteners shall not be used to secure the wheel well liner.

FENDERETTES

The rear wheel wells shall be radius cut for a streamlined appearance. A polished type 304 stainless steel radius fenderette shall be furnished at each rear wheel well opening, held in place with concealed stainless steel fasteners with nylon isolators to prevent contact of the fastener with the wheelwell housing panel. A black rubber gasket shall be installed between the stainless fenderette and the apparatus body sides. Silicone caulking does not meet the intent nor the technical requirement of a solid gasket material in this area and is not acceptable.

ALUMINUM SUB-FRAME

The surface of the chassis frame rails shall be isolated from the apparatus substructure by an elastomeric isolator.

The main body sub-frame shall be fully welded to the longitudinal chassis extrusions.

Two (2) 6061-T6 aluminum longitudinal extrusions shall be provided, one (1) on each chassis frame rail running full length beneath the apparatus body. A minimum .50" extruded wall thickness shall be provided on the top flange of the chassis frame rail. Each extrusion shall be designed to cover the complete top flange and outside radius of the chassis frame rail extending down the outside web of the frame rail a minimum of 1.25" to prevent side to side shifting of the apparatus body.

The main body sub-frame shall be constructed of not less than four (4) 4.00" by 2.50" tubular, 6061-T6 aluminum, "I" beams with a .375" vertical main body crossmembers. A minimum of four (4) crossmembers shall be provided two ahead of and two behind the rear axle forming the main body support crossmembers.

The main crosstubes shall be routed through and fully welded to the vertical and horizontal extrusions forming the body super-structure.

For added strength and rigidity, no less than six (6) intermediate body crossmembers shall be provided constructed of solid aluminum structural "I" beams 4.00" high by 3.00" wide with a minimum .29" flange thickness.

The intermediate structural "I" beam crossmembers shall be interconnected and welded to the main body tubular crossmembers forming a fully welded support grid for the body super-structure compartments.

A minimum of six (6) U-bolts shall be provided to secure the body sub-structure to the chassis frame. The forward two (2) U-bolts shall be shock absorbing spring tension type to allow for flexing without placing stress on the apparatus body or chassis frame rails.

BODY DIMENSIONS

The overall width of the rescue body shall not exceed 100". The overall width across the rub rails shall be 101".

The body side height from the top of the rear tailboard to the top of the body shall be 85" high.

The side full height body compartments shall be 63" high and equipped with a 63" high clear door opening.

The side upper level compartment(s) shall be 32" high and equipped with a 32" high clear door opening.
The aluminum rescue body shall be approximately twenty-six feet (26') long.
The compartments at the front of the body shall be transverse to the opposite side of the truck.
The compartments ahead of the rear wheels shall be 48" deep in the upper portion and 26" deep in the lower of the compartment with the specified doors in the closed position.
The compartments above the tandem's front wheels shall be transverse to the opposite side of the truck.
The compartments above the tandem's rear wheels shall be 26" deep the full height of the compartment with the specified doors in the closed position.
The compartments behind the rear wheels shall be 26" deep the full height of the compartment with the specified doors in the closed position.

ROLL-UP DOOR CONSTRUCTION

Exterior side equipment compartments so specified shall be equipped with roll-up shutter doors to be installed as specified herein. The door shall be located above and outside of the interior of the compartments thereby protecting the door in the raised position from possible damage by the shifting of equipment.

The door roll mechanism shall also be protected from possible damage should equipment shift while the vehicle is in transit with the door in the closed position.

When the door is raised, the location of the drum assembly shall not allow water drainage from the doors into any portion of the interior of the compartment, thereby preventing the accumulation of water, snow, or ice from damaging the equipment located therein.

The roll-up door drum assembly shall be fully enclosed and protected from the elements. Provisions shall be made on each end and each side of the apparatus for moisture to self-drain from the raised doors to below the apparatus body using integral drainage ports.

To provide access for repairs and adjustments without removing equipment from the compartments, the door roll assemblies shall be serviced from above the compartment. There shall be no need to remove any equipment nor to open the door to provide service to the same. Should a door be prohibited from being raised because of damage to or a defect in the roller assembly, service must be capable of being performed without the cutting, damaging or destroying of the door shutters to gain access. Access to the door mechanism shall be provided through the removable door roller assembly access panel that requires only the use of common hand tools to remove.

Pendent plates supporting the door roll assembly shall be bolted in place, adjustable and capable of being removed with common hand tools. Pendent plates and supports that are welded in place do not meet the maintenance and service criteria of these specifications.

In order to provide unlimited access to stored equipment and to help prevent damage to the tracks by removing equipment, the tracks shall not protrude into any portion of the door frame opening. The width of the door frame opening shall be the actual useable width available to store and remove equipment. No Exception.

Door openings shall match the compartment sizes as specified.

The roll up door(s) shall be fabricated from aluminum extrusions and be manufactured and assembled in the United States.

The door slats shall be double-wall extrusions with dimensions of 1.366" high x .315" thick. The exterior surface shall be flat and the interior surface concave to deflect loose equipment to prevent the door from jamming. Each slat shall have interlocking end shoes to prevent the slat from moving side to side resulting in binding of the door. Each slat shall be separated by a co-extruded PVC and rubber inner seal to prevent metal to metal contact and minimize dirt and moisture from entering the compartment. The inner seal shall not be visible from the exterior to maintain a clean appearance of door. The slats shall have interlocking joints with a folding locking flange to provide security and prevent penetration by sharp objects.

The track shall be a one (1) piece aluminum assembly that has an attaching flange and finishing flange incorporated into the design that facilitates installation and provides a finished look to the door without additional trim or caulking. A low profile side seal shall be utilized to maximize usable compartment space.

A drip rail designed to prevent water from dripping into the compartment shall be provided. The drip rail shall have a built in replaceable non-contacting seal to eliminate scratching of the surface of the door.

Bottom rail extrusion must have smooth back to prevent loose equipment from jamming the door and have “V” shaped double seal to prevent water and debris from entering the compartment. A two (2) inch wide finger pull shall be integrated into the bottom rail extrusion for easy one hand opening and closing. The door latch system shall be a full width one (1) piece lift bar that enables the user to operate with one hand.

A magnetic door ajar system shall be integrated in the lift bar handle and the lift bar handle retainer block to signal an open door.

The roll mechanism shall have a clip system that connects the curtain slats to the operator drum to allow for easy tension adjustment without tools. A four (4) inch diameter counterbalanced operator drum to shall be incorporated to assist in lifting the door.

Compartment openings shall have stainless steel edge protection along the leading (lower outside) compartment edge.

EZ-PULL DOWN STRAPS

Nine (9) elastic nylon straps shall be provided and installed on each roll up door. The straps shall be secured to the side wall of the interior compartment in a way that will allow the EZ-Pull strap to contract automatically and tuck inside the compartment when closed to prevent the strap from dangling and hindering closing of the door. When the door is the open position, the straps shall be installed so that they are fully extended as to not interfere with removing items from the compartment. For the ease of locating, the straps shall be bright orange in color.

DOOR LOCKS

A cylindrical door lock shall be provided on the roll up door(s). The door lock shall operate a rod mechanism located within the bottom rail of the door that extends into both side rails when locked.

LEFT FRONT COMPARTMENT - FRONT OF BODY

There shall be one (1) full height compartment located at the front of the body. The compartment shall be equipped with a full height single painted roll up door.

The compartment shall be equipped with the following:
A removable louvered vent shall be provided in the compartment.
ADJUSTABLE SHELF

One (1) compartment shelf(ves) shall be provided and constructed of .190" smooth aluminum, and are to have formed upward breaks on front and rear for added strength. Shelve(s) shall be fully adjustable within the compartments. Lighter gauge shelf materials are not acceptable.

Shelf(ves) shall extend full width of the compartments, within .50" of the overall width, and

adjust up and down in the integral shelf tracks.
The shelf/tray shall be fitted with removable vinyl Turtle Tile matting. The matting shall be interlocking modules approximately 12" square by 1/2" thick. This material shall be resistant to heat, cold, ultra-violet radiation, mechanical impacts, chemical actions and is corrosion resistant.

600# ROLLOUT TRAY

One (1) SlideMaster SM3-MP Series mid profile telescoping equipment tray(s) shall be installed that is(are) approximately half the depth of the body width. The tray assembly shall have a silver powder coated steel slide frame with sealed roller bearings rated to 600 pounds. A tray constructed of .190" smooth aluminum plate with four 3" sides shall be mounted to the slide frame. The slide frame shall extend 100% allowing the tray to be completely accessible from outside the compartment. The slide shall have a 3-1/4" deck height.
An integrated manual quarter turn "gravity" lock shall hold tray in both the "in" and "out" positions. The "gravity lock" manually rotates a rod with a tab to engage the bottom frame.
The roll-out tray shall be mounted on tracks to make the tray adjustable.
The shelf/tray shall be fitted with removable vinyl Turtle Tile matting. The matting shall be interlocking modules approximately 12" square by 9/16" thick. This material shall be resistant to heat, cold, ultra-violet radiation, mechanical impacts, chemical actions and is corrosion resistant.

SHELF, TRAY & TOOLBOARD REFLECTIVE STRIPE

The outer edge and both sides of each shelf, tip-down tray, slide-out tray and tool board shall have alternating red and white reflective DOT (Department of Transportation) stripe material applied for safety.

1000# ROLLOUT TRAY

One (1) SlideMaster SM3-SP Series mid profile telescoping equipment tray(s) shall be installed in a standard depth compartment. The tray assembly shall have a silver powder coated steel slide frame with sealed roller bearings rated to 1,000 pounds. A tray constructed of .190" smooth aluminum plate with four 3" sides shall be mounted to the slide frame. The slide frame shall extend 100% allowing the tray to be completely accessible from outside the compartment. The slide shall have a 3-7/8" deck height.
An integrated manual quarter turn "gravity" lock shall hold tray in both the "in" and "out" positions. The "gravity lock" manually rotates a rod with a tab to engage the bottom frame.
The shelf/tray shall be fitted with removable vinyl Turtle Tile matting. The matting shall be interlocking modules approximately 12" square by 9/16" thick. This material shall be resistant to heat, cold, ultra-violet radiation, mechanical impacts, chemical actions and is corrosion resistant.

SHELF, TRAY & TOOLBOARD REFLECTIVE STRIPE

The outer edge and both sides of each shelf, tip-down tray, slide-out tray and tool board shall have alternating red and white reflective DOT (Department of Transportation) stripe material applied for safety.

1000# ROLLOUT TRAY DUAL DIRECTION

One (1) dual direction SlideMaster SM2-D Series standard profile telescoping equipment tray(s) shall be installed that is(are) transverse. The tray assembly shall have a silver powder coated steel slide frame with sealed roller bearings rated to 1,000 pounds. A tray constructed of .190" smooth aluminum plate with four 3" sides shall be mounted to the slide frame. The slide frame shall extend 70% out either side of the compartment allowing the tray to be easily accessible from outside the compartment on either side of the apparatus. The slide shall have a 3-3/8" deck height.
An integrated manual quarter turn "gravity" lock shall hold tray in both the "in" and "out" positions. The "gravity lock" manually rotates a rod with a tab to engage the bottom frame.
The roll-out tray shall be mounted on tracks to make the tray adjustable.
The shelf/tray shall be fitted with removable vinyl Turtle Tile matting. The matting shall be interlocking modules approximately 12" square by 9/16" thick. This material shall be resistant to heat, cold, ultra-violet radiation, mechanical impacts, chemical actions and is corrosion resistant.

SHELF, TRAY & TOOLBOARD REFLECTIVE STRIPE

The outer edge and both sides of each shelf, tip-down tray, slide-out tray and tool board shall have alternating red and white reflective DOT (Department of Transportation) stripe material applied for safety.

250# TIP-DOWN TRAY

One (1) SlideMaster SMT Series tip-down equipment tray(s) shall be installed that is(are) approximately half the depth of the body width. The tray assembly shall have a silver powder coated steel slide frame with sealed roller bearings rated to 250 pounds. A tray constructed of .190" smooth aluminum plate with four 4" sides shall be mounted to the slide frame. The slide frame shall extend out of the compartment while tipping downward to approximately 30 degrees when fully extended. An integrated manual quarter turn lock shall hold tray in the "in" position. Gravity shall hold the tray in the "out" position. The slide shall have a 2-5/8" deck height.
The shelf/tray shall be fitted with removable vinyl Turtle Tile matting. The matting shall be interlocking modules approximately 12" square by 9/16" thick. This material shall be resistant to heat, cold, ultra-violet radiation, mechanical impacts, chemical actions and is corrosion resistant.

SHELF, TRAY & TOOLBOARD REFLECTIVE STRIPE

The outer edge and both sides of each shelf, tip-down tray, slide-out tray and tool board shall have alternating red and white reflective DOT (Department of Transportation) stripe material applied for safety.

COMPARTMENT DIVIDER

One (1) compartment divider constructed from 3/16" smooth aluminum material shall be installed. The divider shall be bolted in for ease of removal.

ROLL-OUT ALUMINUM TOOL BOARD

One (1) SlideMaster SM3-MP T.B. Series telescoping equipment tool board(s) shall be installed in a half body width compartment. The tray assembly shall have a silver powder coated steel slide frame with sealed roller bearings rated to 600 pounds. A tool board constructed of .190" smooth aluminum plate with an opening to accommodate a gloved-hand for operating tool board shall be mounted to the slide frame. The slide frame shall extend 100% allowing the tray to be completely accessible from outside the compartment and a device shall be installed to hold each tool board in both the "in" and "out" positions. The slide shall have a 3-1/4" deck height.

SHELF, TRAY & TOOLBOARD REFLECTIVE STRIPE

The outer edge and both sides of each shelf, tip-down tray, slide-out tray and tool board shall have alternating red and white reflective DOT (Department of Transportation) stripe material applied for safety.

CTECH MOBILE STORAGE SYSTEM

{Quantity} CTech mobile storage system shall be installed in the specified compartment. The assembly shall be constructed of aluminum. All drawers shall have 500 lb. slides and one handed operation. The latching hardware shall be concealed for protection. The assembly shall have a useable top tray with telescoping ends to aid in installation. Drawer fronts shall be powder coated red with black handles. Rubber liners shall be included in each drawer.
The assembly shall be 40" wide with the following drawers provided in order from top to bottom:
One (1) three inch (3") high drawer(s).
One (1) five inch (5") high drawer(s).
One (1) five inch (5") high drawer(s).
One (1) seven inch (7") high drawer(s).

COMPARTMENT LIGHTS

Two (2) LUMA BAR vertically mounted roll-up compartment LED door lights shall be installed one each side of the door opening. The compartment lights shall be integrated into the roll-up door tracks with the light actuation with the door opening.

The lights shall have a polycarbonate lens to eliminate breakage from impact and eliminate heat build up.
The compartment light will be controlled by a magnetic "On-Off" switch located on each compartment door.

SCBA MOUNTING BRACKET

Two (2) Zico 30 minute SCBA air pack mounting with spring tension bracket included.

LEFT FRONT COMPARTMENT - AHEAD OF REAR WHEELS

There shall be one (1) full height compartment located ahead of the rear wheels. The compartment shall be equipped with a full height single painted roll up door.

The compartment shall be equipped with the following:
A removable louvered vent shall be provided in the compartment.

1000# ROLLOUT TRAY

One (1) SlideMaster SM3-SP Series mid profile telescoping equipment tray(s) shall be installed in a standard depth compartment. The tray assembly shall have a silver powder coated steel slide frame with sealed roller bearings rated to 1,000 pounds. A tray constructed of .190" smooth aluminum plate with four 3" sides shall be mounted to the slide frame. The slide frame shall extend 100% allowing the tray to be completely accessible from outside the compartment. The slide shall have a 3-7/8" deck height.
An integrated manual quarter turn "gravity" lock shall hold tray in both the "in" and "out" positions. The "gravity lock" manually rotates a rod with a tab to engage the bottom frame.

250# TIP-DOWN TRAY

Two (2) SlideMaster SMT Series tip-down equipment tray(s) shall be installed that is(are) approximately half the depth of the body width. The tray assembly shall have a silver powder coated steel slide frame with sealed roller bearings rated to 250 pounds. A tray constructed of .190" smooth aluminum plate with four 4" sides shall be mounted to the slide frame. The slide frame shall extend out of the compartment while tipping downward to approximately 30 degrees when fully extended. An integrated manual quarter turn lock shall hold tray in the "in" position. Gravity shall hold the tray in the "out" position. The slide shall have a 2-5/8" deck height.

The roll-out tray shall be mounted on tracks to make the tray adjustable.
The shelf/tray shall be fitted with removable vinyl Turtle Tile matting. The matting shall be interlocking modules approximately 12" square by 9/16" thick. This material shall be resistant to heat, cold, ultra-violet radiation, mechanical impacts, chemical actions and is corrosion resistant.

SHELF, TRAY & TOOLBOARD REFLECTIVE STRIPE

The outer edge and both sides of each shelf, tip-down tray, slide-out tray and tool board shall have alternating red and white reflective DOT (Department of Transportation) stripe material applied for safety.

ROLL-OUT ALUMINUM TOOL BOARD

Two (2) SlideMaster SM3-MP T.B. Series telescoping equipment tool board(s) shall be installed in a half body width compartment. The tray assembly shall have a silver powder coated steel slide frame with sealed roller bearings rated to 600 pounds. A tool board constructed of .190"

smooth aluminum plate with an opening to accommodate a gloved-hand for operating tool board shall be mounted to the slide frame. The slide frame shall extend 100% allowing the tray to be completely accessible from outside the compartment and a device shall be installed to hold each tool board in both the "in" and "out" positions. The slide shall have a 3-1/4" deck height.

The roll-out tool board shall be mounted on tracks to make the tray adjustable.

SHELF, TRAY & TOOLBOARD REFLECTIVE STRIPE

The outer edge and both sides of each shelf, tip-down tray, slide-out tray and tool board shall have alternating red and white reflective DOT (Department of Transportation) stripe material applied for safety.

AIR BAG STORAGE MODULE

One (1) compartment module constructed of .188" aluminum shall be provided for the storage of fire department supplied air bags as described below;

- One (1) 7" x 7"
- One (1) 7" x 13"
- One (1) 11" x 11"
- One (1) 16" x 16"
- One (1) 16" x 21"
- One (1) 16" x 42"
- One (1) 21" x 21"
- One (1) 25" x 25"
- One (1) 29" x 29"
- One (1) 37.5" x 38"

COMPARTMENT LIGHTS

Two (2) LUMA BAR vertically mounted roll-up compartment LED door lights shall be installed one each side of the door opening. The compartment lights shall be integrated into the roll-up door tracks with the light actuation with the door opening.

The lights shall have a polycarbonate lens to eliminate breakage from impact and eliminate heat build up.
The compartment light will be controlled by a magnetic "On-Off" switch located on each compartment door.

LEFT UPPER COMPARTMENT- ABOVE FRONT TANDEM

There shall be one (1) compartment above the tandem's front wheels. The compartment shall be equipped with a single painted roll up door.

The compartment shall be equipped with the following:
A removable louvered vent shall be provided in the compartment.

600# ROLLOUT TRAY

One (1) SlideMaster SM3-MP Series mid profile telescoping equipment tray(s) shall be installed that is(are) approximately half the depth of the body width. The tray assembly shall have a silver powder coated steel slide frame with sealed roller bearings rated to 600 pounds. A tray constructed of .190" smooth aluminum plate with four 3" sides shall be mounted to the slide frame. The slide frame shall extend 100% allowing the tray to be completely accessible from outside the compartment. The slide shall have a 3-1/4" deck height.
An integrated manual quarter turn "gravity" lock shall hold tray in both the "in" and "out" positions. The "gravity lock" manually rotates a rod with a tab to engage the bottom frame.
The roll-out tray shall be mounted on tracks to make the tray adjustable.
The shelf/tray shall be fitted with removable vinyl Turtle Tile matting. The matting shall be interlocking modules approximately 12" square by 9/16" thick. This material shall be resistant to heat, cold, ultra-violet radiation, mechanical impacts, chemical actions and is corrosion resistant.

SHELF, TRAY & TOOLBOARD REFLECTIVE STRIPE

The outer edge and both sides of each shelf, tip-down tray, slide-out tray and tool board shall have alternating red and white reflective DOT (Department of Transportation) stripe material applied for safety.

1000# ROLLOUT TRAY

One (1) SlideMaster SM3-SP Series mid profile telescoping equipment tray(s) shall be installed that is(are) approximately half the depth of the body width. The tray assembly shall have a silver powder coated steel slide frame with sealed roller bearings rated to 1,000 pounds. A tray constructed of .190" smooth aluminum plate with four 3" sides shall be mounted to the slide frame. The slide frame shall extend 100% allowing the tray to be completely accessible from outside the compartment. The slide shall have a 3-7/8" deck height.
An integrated manual quarter turn "gravity" lock shall hold tray in both the "in" and "out" positions. The "gravity lock" manually rotates a rod with a tab to engage the bottom frame.
The shelf/tray shall be fitted with removable vinyl Turtle Tile matting. The matting shall be interlocking modules approximately 12" square by 9/16" thick. This material shall be resistant to heat, cold, ultra-violet radiation, mechanical impacts, chemical actions and is corrosion resistant.

SHELF, TRAY & TOOLBOARD REFLECTIVE STRIPE

The outer edge and both sides of each shelf, tip-down tray, slide-out tray and tool board shall have alternating red and white reflective DOT (Department of Transportation) stripe material applied for safety.

COMPARTMENT DIVIDER

One (1) compartment divider constructed from 3/16" smooth aluminum material shall be installed. The divider shall be bolted in for ease of removal.
The floor of the body compartment shall be fitted with removable 1/2" vinyl Turtle Tile matting.

COMPARTMENT LIGHTS

Two (2) LUMA BAR vertically mounted roll-up compartment LED door lights shall be installed one each side of the door opening. The compartment lights shall be integrated into the roll-up door tracks with the light actuation with the door opening.

The lights shall have a polycarbonate lens to eliminate breakage from impact and eliminate heat build up.
The compartment light will be controlled by a magnetic "On-Off" switch located on each compartment door.

LEFT UPPER COMPARTMENT- ABOVE REAR TANDEM

There shall be one (1) compartment above the tandem's rear wheels. The compartment shall be equipped with a single painted roll up door.

The compartment shall be equipped with the following:
A removable louvered vent shall be provided in the compartment.
The floor of the body compartment shall be fitted with removable 1/2" vinyl Turtle Tile matting.

COMPARTMENT LIGHTS

Two (2) LUMA BAR vertically mounted roll-up compartment LED door lights shall be installed one each side of the door opening. The compartment lights shall be integrated into the roll-up door tracks with the light actuation with the door opening.

The lights shall have a polycarbonate lens to eliminate breakage from impact and eliminate heat build up.
The compartment light will be controlled by a magnetic "On-Off" switch located on each compartment door.

LEFT REAR COMPARTMENT - BEHIND REAR WHEELS

There shall be one (1) full height compartment located behind the rear wheels. The compartment shall be equipped with a full height single painted roll up door.

The compartment shall be equipped with the following:
The left side compartment behind of the rear wheels shall have compartment provisions as follows:

- A removable access plate will be provided on the rear-facing compartment wall (behind the DOT light assembly) for the installation of communications equipment by the fire department after delivery.

A removable louvered vent shall be provided in the compartment.

500# ROLLOUT TRAY

Three (3) rollout equipment tray shall be installed in a standard depth compartment. The 500# rated tracks shall have roller bearings. The tray shall be constructed of .188" smooth aluminum plate, fabricated with four 3" sides.

The unit shall roll fully out of the compartment, with a gas operator to hold tray in both the "in and out" positions.
The roll-out tray shall be mounted on tracks to make the tray adjustable.
The shelf/tray shall be fitted with removable vinyl Turtle Tile matting. The matting shall be interlocking modules approximately 12" square by 9/16" thick. This material shall be resistant to heat, cold, ultra-violet radiation, mechanical impacts, chemical actions and is corrosion resistant.

SHELF, TRAY & TOOLBOARD REFLECTIVE STRIPE

The outer edge and both sides of each shelf, tip-down tray, slide-out tray and tool board shall have alternating red and white reflective DOT (Department of Transportation) stripe material applied for safety.

PULL-OUT AND DROP-DOWN

Three (3) 250 pound capacity rollout and drop-down tray shall be installed in the specified compartment. The tray shall be constructed of aluminum with 3" edges on each side. The tray shall be equipped with roller bearing wheels.

The track assembly allows the tray to roll out of compartment while dropping downward at approximately a 30 degree angle.
The roll-out tray shall be mounted on tracks to make the tray adjustable.
The shelf/tray shall be fitted with removable vinyl Turtle Tile matting. The matting shall be interlocking modules approximately 12" square by 9/16" thick. This material shall be resistant to heat, cold, ultra-violet radiation, mechanical impacts, chemical actions and is corrosion resistant.

SHELF, TRAY & TOOLBOARD REFLECTIVE STRIPE

The outer edge and both sides of each shelf, tip-down tray, slide-out tray and tool board shall have alternating red and white reflective DOT (Department of Transportation) stripe material applied for safety.

COMPARTMENT DIVIDER

One (1) compartment divider constructed from 3/16" smooth aluminum material shall be installed. The divider shall be bolted in for ease of removal.

ROLL-OUT ALUMINUM TOOL BOARD

Two (2) SlideMaster SM3-MP T.B. Series telescoping equipment tool board(s) shall be installed in a standard depth compartment. The tray assembly shall have a silver powder coated steel slide frame with sealed roller bearings rated to 600 pounds. A tool board constructed of .190" smooth aluminum plate with an opening to accommodate a gloved-hand for operating tool board shall be mounted to the slide frame. The slide frame shall extend 100% allowing the tray to be completely accessible from outside the compartment and a device shall be installed to hold each tool board in both the "in" and "out" positions. The slide shall have a 3-1/4" deck height.

SHELF, TRAY & TOOLBOARD REFLECTIVE STRIPE

The outer edge and both sides of each shelf, tip-down tray, slide-out tray and tool board shall have alternating red and white reflective DOT (Department of Transportation) stripe material applied for safety.

COMPARTMENT LIGHTS

Two (2) LUMA BAR vertically mounted roll-up compartment LED door lights shall be installed one each side of the door opening. The compartment lights shall be integrated into the roll-up door tracks with the light actuation with the door opening.

The lights shall have a polycarbonate lens to eliminate breakage from impact and eliminate heat build up.
The compartment light will be controlled by a magnetic "On-Off" switch located on each compartment door.

RIGHT FRONT COMPARTMENT - FRONT OF BODY

There shall be one (1) full height compartment located at the front of the body. The compartment shall be equipped with a full height single painted roll up door.

The compartment shall be equipped with the following:
A removable louvered vent shall be provided in the compartment.

600# ROLLOUT TRAY

One (1) SlideMaster SM3-MP Series mid profile telescoping equipment tray(s) shall be installed that is(are) approximately half the depth of the body width. The tray assembly shall have a silver powder coated steel slide frame with sealed roller bearings rated to 600 pounds. A tray

constructed of .190" smooth aluminum plate with four 3" sides shall be mounted to the slide frame. The slide frame shall extend 100% allowing the tray to be completely accessible from outside the compartment. The slide shall have a 3-1/4" deck height.
An integrated manual quarter turn "gravity" lock shall hold tray in both the "in" and "out" positions. The "gravity lock" manually rotates a rod with a tab to engage the bottom frame.
The roll-out tray shall be mounted on tracks to make the tray adjustable.
The shelf/tray shall be fitted with removable vinyl Turtle Tile matting. The matting shall be interlocking modules approximately 12" square by 9/16" thick. This material shall be resistant to heat, cold, ultra-violet radiation, mechanical impacts, chemical actions and is corrosion resistant.

SHELF, TRAY & TOOLBOARD REFLECTIVE STRIPE

The outer edge and both sides of each shelf, tip-down tray, slide-out tray and tool board shall have alternating red and white reflective DOT (Department of Transportation) stripe material applied for safety.

1000# ROLLOUT TRAY

One (1) SlideMaster SM3-SP Series mid profile telescoping equipment tray(s) shall be installed in a standard depth compartment. The tray assembly shall have a silver powder coated steel slide frame with sealed roller bearings rated to 1,000 pounds. A tray constructed of .190" smooth aluminum plate with four 3" sides shall be mounted to the slide frame. The slide frame shall extend 100% allowing the tray to be completely accessible from outside the compartment. The slide shall have a 3-7/8" deck height.
An integrated manual quarter turn "gravity" lock shall hold tray in both the "in" and "out" positions. The "gravity lock" manually rotates a rod with a tab to engage the bottom frame.
The shelf/tray shall be fitted with removable vinyl Turtle Tile matting. The matting shall be interlocking modules approximately 12" square by 9/16" thick. This material shall be resistant to heat, cold, ultra-violet radiation, mechanical impacts, chemical actions and is corrosion resistant.

SHELF, TRAY & TOOLBOARD REFLECTIVE STRIPE

The outer edge and both sides of each shelf, tip-down tray, slide-out tray and tool board shall have alternating red and white reflective DOT (Department of Transportation) stripe material applied for safety.

250# TIP-DOWN TRAY

Two (2) SlideMaster SMT Series tip-down equipment tray(s) shall be installed that is(are) approximately half the depth of the body width. The tray assembly shall have a silver powder coated steel slide frame with sealed roller bearings rated to 250 pounds. A tray constructed of .190" smooth aluminum plate with four 4" sides shall be mounted to the slide frame. The slide frame shall extend out of the compartment while tipping downward to approximately 30 degrees when fully extended. An integrated manual quarter turn lock shall hold tray in the "in" position. Gravity shall hold the tray in the "out" position. The slide shall have a 2-5/8" deck height.

The shelf/tray shall be fitted with removable vinyl Turtle Tile matting. The matting shall be interlocking modules approximately 12" square by 9/16" thick. This material shall be resistant to heat, cold, ultra-violet radiation, mechanical impacts, chemical actions and is corrosion resistant.

SHELF, TRAY & TOOLBOARD REFLECTIVE STRIPE

The outer edge and both sides of each shelf, tip-down tray, slide-out tray and tool board shall have alternating red and white reflective DOT (Department of Transportation) stripe material applied for safety.

COMPARTMENT DIVIDER

One (1) compartment divider constructed from 3/16" smooth aluminum material shall be installed. The divider shall be bolted in for ease of removal.

ROLL-OUT ALUMINUM TOOL BOARD

One (1) SlideMaster SM3-MP T.B. Series telescoping equipment tool board(s) shall be installed in a half body width compartment. The tray assembly shall have a silver powder coated steel slide frame with sealed roller bearings rated to 600 pounds. A tool board constructed of .190" smooth aluminum plate with an opening to accommodate a gloved-hand for operating tool board shall be mounted to the slide frame. The slide frame shall extend 100% allowing the tray to be completely accessible from outside the compartment and a device shall be installed to hold each tool board in both the "in" and "out" positions. The slide shall have a 3-1/4" deck height.

SHELF, TRAY & TOOLBOARD REFLECTIVE STRIPE

The outer edge and both sides of each shelf, tip-down tray, slide-out tray and tool board shall have alternating red and white reflective DOT (Department of Transportation) stripe material applied for safety.
The floor of the body compartment shall be fitted with removable 1/2" vinyl Turtle Tile matting.

COMPARTMENT LIGHTS

Two (2) LUMA BAR vertically mounted roll-up compartment LED door lights shall be installed one each side of the door opening. The compartment lights shall be integrated into the roll-up door tracks with the light actuation with the door opening.

The lights shall have a polycarbonate lens to eliminate breakage from impact and eliminate heat build up.
The compartment light will be controlled by a magnetic "On-Off" switch located on each compartment door.

SCBA MOUNTING BRACKET

Two (2) Zico 30 minute SCBA air pack mounting with spring tension bracket included.

RIGHT FRONT COMPARTMENT - AHEAD OF REAR WHEELS

There shall be one (1) full height compartment located ahead of the rear wheels. The compartment shall be equipped with a full height single painted roll up door.

The compartment shall be equipped with the following:
A removable louvered vent shall be provided in the compartment.

600# ROLLOUT TRAY

One (1) SlideMaster SM3-MP Series mid profile telescoping equipment tray(s) shall be installed that is(are) approximately half the depth of the body width. The tray assembly shall have a silver powder coated steel slide frame with sealed roller bearings rated to 600 pounds. A tray constructed of .190" smooth aluminum plate with four 3" sides shall be mounted to the slide frame. The slide frame shall extend 100% allowing the tray to be completely accessible from outside the compartment. The slide shall have a 3-1/4" deck height.
An integrated manual quarter turn "gravity" lock shall hold tray in both the "in" and "out" positions. The "gravity lock" manually rotates a rod with a tab to engage the bottom frame.
The roll-out tray shall be mounted on tracks to make the tray adjustable.
The shelf/tray shall be fitted with removable vinyl Turtle Tile matting. The matting shall be interlocking modules approximately 12" square by 9/16" thick. This material shall be resistant to heat, cold, ultra-violet radiation, mechanical impacts, chemical actions and is corrosion resistant.

SHELF, TRAY & TOOLBOARD REFLECTIVE STRIPE

The outer edge and both sides of each shelf, tip-down tray, slide-out tray and tool board shall have alternating red and white reflective DOT (Department of Transportation) stripe material applied for safety.

1000# ROLLOUT TRAY

One (1) SlideMaster SM3-SP Series mid profile telescoping equipment tray(s) shall be installed in a standard depth compartment. The tray assembly shall have a silver powder coated steel slide frame with sealed roller bearings rated to 1,000 pounds. A tray constructed of .190" smooth aluminum plate with four 3" sides shall be mounted to the slide frame. The slide frame shall extend 100% allowing the tray to be completely accessible from outside the compartment. The slide shall have a 3-7/8" deck height.
An integrated manual quarter turn "gravity" lock shall hold tray in both the "in" and "out" positions. The "gravity lock" manually rotates a rod with a tab to engage the bottom frame.
The shelf/tray shall be fitted with removable vinyl Turtle Tile matting. The matting shall be interlocking modules approximately 12" square by 9/16" thick. This material shall be resistant to

heat, cold, ultra-violet radiation, mechanical impacts, chemical actions and is corrosion resistant.

SHELF, TRAY & TOOLBOARD REFLECTIVE STRIPE

The outer edge and both sides of each shelf, tip-down tray, slide-out tray and tool board shall have alternating red and white reflective DOT (Department of Transportation) stripe material applied for safety.

250# TIP-DOWN TRAY

Two (2) SlideMaster SMT Series tip-down equipment tray(s) shall be installed that is(are) approximately half the depth of the body width. The tray assembly shall have a silver powder coated steel slide frame with sealed roller bearings rated to 250 pounds. A tray constructed of .190" smooth aluminum plate with four 4" sides shall be mounted to the slide frame. The slide frame shall extend out of the compartment while tipping downward to approximately 30 degrees when fully extended. An integrated manual quarter turn lock shall hold tray in the "in" position. Gravity shall hold the tray in the "out" position. The slide shall have a 2-5/8" deck height.
The shelf/tray shall be fitted with removable vinyl Turtle Tile matting. The matting shall be interlocking modules approximately 12" square by 9/16" thick. This material shall be resistant to heat, cold, ultra-violet radiation, mechanical impacts, chemical actions and is corrosion resistant.

SHELF, TRAY & TOOLBOARD REFLECTIVE STRIPE

The outer edge and both sides of each shelf, tip-down tray, slide-out tray and tool board shall have alternating red and white reflective DOT (Department of Transportation) stripe material applied for safety.

COMPARTMENT DIVIDER

One (1) compartment divider constructed from 3/16" smooth aluminum material shall be installed. The divider shall be bolted in for ease of removal.
The floor of the body compartment shall be fitted with removable 1/2" vinyl Turtle Tile matting.

COMPARTMENT LIGHTS

Two (2) LUMA BAR vertically mounted roll-up compartment LED door lights shall be installed one each side of the door opening. The compartment lights shall be integrated into the roll-up door tracks with the light actuation with the door opening.

The lights shall have a polycarbonate lens to eliminate breakage from impact and eliminate heat build up.
The compartment light will be controlled by an automatic "On-Off" switch located on each compartment door.

RIGHT UPPER COMPARTMENT- ABOVE FRONT TANDEM

There shall be one (1) compartment above the tandem's front wheels. The compartment shall be equipped with a single painted roll up door.

The compartment shall be equipped with the following:
A removable louvered vent shall be provided in the compartment.

1000# ROLLOUT TRAY

One (1) SlideMaster SM3-SP Series mid profile telescoping equipment tray(s) shall be installed that is(are) approximately half the depth of the body width. The tray assembly shall have a silver powder coated steel slide frame with sealed roller bearings rated to 1,000 pounds. A tray constructed of .190" smooth aluminum plate with four 3" sides shall be mounted to the slide frame. The slide frame shall extend 100% allowing the tray to be completely accessible from outside the compartment. The slide shall have a 3-7/8" deck height.
An integrated manual quarter turn "gravity" lock shall hold tray in both the "in" and "out" positions. The "gravity lock" manually rotates a rod with a tab to engage the bottom frame.
The shelf/tray shall be fitted with removable vinyl Turtle Tile matting. The matting shall be interlocking modules approximately 12" square by 9/16" thick. This material shall be resistant to heat, cold, ultra-violet radiation, mechanical impacts, chemical actions and is corrosion resistant.

SHELF, TRAY & TOOLBOARD REFLECTIVE STRIPE

The outer edge and both sides of each shelf, tip-down tray, slide-out tray and tool board shall have alternating red and white reflective DOT (Department of Transportation) stripe material applied for safety.

COMPARTMENT DIVIDER

One (1) compartment divider constructed from 3/16" smooth aluminum material shall be installed. The divider shall be bolted in for ease of removal.

ROLL-OUT ALUMINUM TOOL BOARD

One (1) SlideMaster SM3-MP T.B. Series telescoping equipment tool board(s) shall be installed in a half body width compartment. The tray assembly shall have a silver powder coated steel slide frame with sealed roller bearings rated to 600 pounds. A tool board constructed of .190" smooth aluminum plate with an opening to accommodate a gloved-hand for operating tool board shall be mounted to the slide frame. The slide frame shall extend 100% allowing the tray to be completely accessible from outside the compartment and a device shall be installed to hold each tool board in both the "in" and "out" positions. The slide shall have a 3-1/4" deck height.
The roll-out tray shall be mounted on tracks to make the tray adjustable.
The floor area of the full thru/half depth compartment shall be fitted with removable vinyl Turtle Tile matting. The matting shall be interlocking modules approximately 12" square by 9/16" thick.

This material shall be resistant to heat, cold, ultra-violet radiation, mechanical impacts, chemical actions and is corrosion resistant.

SHELF, TRAY & TOOLBOARD REFLECTIVE STRIPE

The outer edge and both sides of each shelf, tip-down tray, slide-out tray and tool board shall have alternating red and white reflective DOT (Department of Transportation) stripe material applied for safety.
The floor of the body compartment shall be fitted with removable 1/2" vinyl Turtle Tile matting.

COMPARTMENT LIGHTS

Two (2) LUMA BAR vertically mounted roll-up compartment LED door lights shall be installed one each side of the door opening. The compartment lights shall be integrated into the roll-up door tracks with the light actuation with the door opening.

The lights shall have a polycarbonate lens to eliminate breakage from impact and eliminate heat build up.
The compartment light will be controlled by a magnetic "On-Off" switch located on each compartment door.

RIGHT UPPER COMPARTMENT- ABOVE REAR TANDEM

There shall be one (1) compartment above the tandem's rear wheels. The compartment shall be equipped with a single painted roll up door.

The compartment shall be equipped with the following:
A removable louvered vent shall be provided in the compartment.
The floor of the body compartment shall be fitted with removable 1/2" vinyl Turtle Tile matting.

COMPARTMENT LIGHTS

Two (2) LUMA BAR vertically mounted roll-up compartment LED door lights shall be installed one each side of the door opening. The compartment lights shall be integrated into the roll-up door tracks with the light actuation with the door opening.

The lights shall have a polycarbonate lens to eliminate breakage from impact and eliminate heat build up.
The compartment light will be controlled by a magnetic "On-Off" switch located on each compartment door.

RIGHT REAR COMPARTMENT - BEHIND REAR WHEELS

There shall be one (1) full height compartment located behind the rear wheels. The compartment shall be equipped with a full height single painted roll up door.

The compartment shall be equipped with the following:
The right side compartment behind of the rear wheels shall have compartment provisions as follows:

- A removable access plate will be provided on the rear-facing compartment wall (behind the DOT light assembly) for the installation of communications equipment by the fire department after delivery.

A removable louvered vent shall be provided in the compartment.

500# ROLLOUT TRAY

Two (2) rollout equipment tray shall be installed in a standard depth compartment. The 500# rated tracks shall have roller bearings. The tray shall be constructed of .188" smooth aluminum plate, fabricated with four 3" sides.

The unit shall roll fully out of the compartment, with a gas operator to hold tray in both the "in and out" positions.
The roll-out tray shall be mounted on tracks to make the tray adjustable.
The shelf/tray shall be fitted with removable vinyl Turtle Tile matting. The matting shall be interlocking modules approximately 12" square by 9/16" thick. This material shall be resistant to heat, cold, ultra-violet radiation, mechanical impacts, chemical actions and is corrosion resistant.

SHELF, TRAY & TOOLBOARD REFLECTIVE STRIPE

The outer edge and both sides of each shelf, tip-down tray, slide-out tray and tool board shall have alternating red and white reflective DOT (Department of Transportation) stripe material applied for safety.

PULL-OUT AND DROP-DOWN

Two (2) 250 pound capacity rollout and drop-down tray shall be installed in the specified compartment. The tray shall be constructed of aluminum with 3" edges on each side. The tray shall be equipped with roller bearing wheels.

The track assembly allows the tray to roll out of compartment while dropping downward at approximately a 30 degree angle.
The roll-out tray shall be mounted on tracks to make the tray adjustable.
The shelf/tray shall be fitted with removable vinyl Turtle Tile matting. The matting shall be interlocking modules approximately 12" square by 9/16" thick. This material shall be resistant to heat, cold, ultra-violet radiation, mechanical impacts, chemical actions and is corrosion resistant.

SHELF, TRAY & TOOLBOARD REFLECTIVE STRIPE

The outer edge and both sides of each shelf, tip-down tray, slide-out tray and tool board shall have alternating red and white reflective DOT (Department of Transportation) stripe material applied for safety.
The floor of the body compartment shall be fitted with removable 1/2" vinyl Turtle Tile matting.

COMPARTMENT LIGHTS

Two (2) LUMA BAR vertically mounted roll-up compartment LED door lights shall be installed one each side of the door opening. The compartment lights shall be integrated into the roll-up door tracks with the light actuation with the door opening.

The lights shall have a polycarbonate lens to eliminate breakage from impact and eliminate heat build up.
The compartment light will be controlled by a magnetic "On-Off" switch located on each compartment door.

WHEEL WELL COMPARTMENT LEFT SIDE AHEAD OF WHEELS

One (1) wheel well compartment shall be located on the left side in the rear wheel well panel ahead of the rear wheels of the type specified herein.
One (1) breathing air cylinder storage compartment for three (3) SCBA cylinders (not supplied) shall be provided and located in the rear wheel well of the apparatus body.

The cylinder storage compartment shall be constructed entirely of aluminum. The door assemblies shall be provided with a gasket between door and body side, bolted in-place and removable for repair or replacement.

The compartment shall be provided with SCBA cylinder scuff protection. A painted stainless steel door shall be provided.
Three (3) one-inch (1") wide loop of black webbing shall be installed in each SCBA compartment to prevent the bottle from sliding out of the compartment in case of door failure. The loop shall be mounted, centered in the compartment and shall hang within one-inch (1") of the compartment floor to allow the bottle to pass by the strap when the bottle is placed in the compartment. The strap shall loop over the valve.

WHEEL WELL COMPARTMENT LEFT SIDE BETWEEN TANDEMS

One (1) wheel well compartment shall be located on the left side in the rear wheel well panel between the rear tandem wheels of the type specified herein.
Two (2) breathing air cylinder storage compartment shall be provided and located in the rear wheel well of the apparatus body.

The cylinder storage compartment shall be constructed entirely of aluminum. The door

assemblies shall be provided with a gasket between door and body side, bolted in-place and removable for repair or replacement.

Compartment shall be provided with SCBA cylinder scuff protection. A painted stainless steel door shall be installed.
Two (2) one-inch (1") wide loop of black webbing shall be installed in each SCBA compartment to prevent the bottle from sliding out of the compartment in case of door failure. The loop shall be mounted, centered in the compartment and shall hang within one-inch (1") of the compartment floor to allow the bottle to pass by the strap when the bottle is placed in the compartment. The strap shall loop over the valve.

WHEEL WELL COMPARTMENT LEFT SIDE BEHIND WHEELS

One (1) wheel well compartment shall be located on the left side in the rear wheel well panel behind the rear wheels of the type specified herein.

FUEL FILL DOOR

A Fire Shopp Inc. fuel fill access assembly shall be provided on the left side rear wheel well area. The assembly shall include a painted stainless steel fuel fill enclosure door and a black polymer fuel assembly. A label indicating DIESEL FUEL ONLY shall be applied.

WHEEL WELL COMPARTMENT RIGHT SIDE AHEAD OF WHEELS

One (1) wheel well compartment shall be located on the right side in the rear wheel well panel ahead of the rear wheels of the type specified herein.
One (1) breathing air cylinder storage compartment for three (3) SCBA cylinders (not supplied) shall be provided and located in the rear wheel well of the apparatus body.

The cylinder storage compartment shall be constructed entirely of aluminum. The door assemblies shall be provided with a gasket between door and body side, bolted in-place and removable for repair or replacement.

The compartment shall be provided with SCBA cylinder scuff protection. A painted stainless steel door shall be provided.
Three (3) one-inch (1") wide loop of black webbing shall be installed in each SCBA compartment to prevent the bottle from sliding out of the compartment in case of door failure. The loop shall be mounted, centered in the compartment and shall hang within one-inch (1") of the compartment floor to allow the bottle to pass by the strap when the bottle is placed in the compartment. The strap shall loop over the valve.

WHEEL WELL COMPARTMENT RIGHT SIDE BETWEEN TANDEMS

One (1) wheel well compartment shall be located on the right side in the rear wheel well panel between the rear tandem wheels of the type specified herein.

Two (2) Fire Shopp Inc. breathing air cylinder storage compartment shall be provided and located in the rear wheel well of the apparatus body.

The cylinder storage compartment shall be constructed entirely of black polymer. The door assemblies shall be provided with a gasket between door and body side, bolted in-place and removable for repair or replacement.

Compartment shall be provided with SCBA cylinder scuff protection. A brushed stainless steel door shall be provided.
Two (2) one-inch (1") wide loop of black webbing shall be installed in each SCBA compartment to prevent the bottle from sliding out of the compartment in case of door failure. The loop shall be mounted, centered in the compartment and shall hang within one-inch (1") of the compartment floor to allow the bottle to pass by the strap when the bottle is placed in the compartment. The strap shall loop over the valve.

WHEEL WELL COMPARTMENT RIGHT SIDE BEHIND WHEELS

One (1) wheel well compartment shall be located on the right side in the rear wheel well panel behind the rear wheels of the type specified herein.

FUEL FILL DOOR

A Fire Shopp Inc fuel fill access assembly shall be provided on the right side rear wheel well area. The assembly shall include a painted stainless steel fuel fill enclosure door and a black polymer fuel assembly. A label indicating DIESEL FUEL ONLY shall be applied.

REAR CENTER COMPARTMENT

There shall be one (1) full height compartment located at the rear of the apparatus. The compartment shall be equipped with a full height painted finish roll up door.

The compartment shall be equipped with the following:

REAR BODY PROTECTION PANELS

Painted smooth aluminum overlays and panels shall be installed on the rear of the body from the rear step to the top of the body and above the rear center compartment door. The material shall be bolted in place and sealed to prevent any moisture entry between the overlay and the body structure.
A removable louvered vent shall be provided in the compartment.

ADJUSTABLE SHELF

Two (2) compartment shelf(ves) shall be provided and constructed of .190" smooth aluminum, and are to have formed upward breaks on front and rear for added strength. Shelve(s) shall be

fully adjustable within the compartments. Lighter gauge shelf materials are not acceptable.

Shelf(ves) shall extend full width of the compartments, within .50" of the overall width, and adjust up and down in the integral shelf tracks.
The shelf/tray shall be fitted with removable vinyl Turtle Tile matting. The matting shall be interlocking modules approximately 12" square by 9/16" thick. This material shall be resistant to heat, cold, ultra-violet radiation, mechanical impacts, chemical actions and is corrosion resistant.

1000# ROLLOUT TRAY

One (1) SlideMaster SM3-SP Series mid profile telescoping equipment tray(s) shall be installed that is(are) approximately **90" long**. The tray assembly shall have a silver powder coated steel slide frame with sealed roller bearings rated to 1,000 pounds. A tray constructed of .190" smooth aluminum plate with four 3" sides shall be mounted to the slide frame. The slide frame shall extend 100% allowing the tray to be completely accessible from outside the compartment. The slide shall have a 3-7/8" deck height.
An integrated manual quarter turn "gravity" lock shall hold tray in both the "in" and "out" positions. The "gravity lock" manually rotates a rod with a tab to engage the bottom frame.
The shelf/tray shall be fitted with removable vinyl Turtle Tile matting. The matting shall be interlocking modules approximately 12" square by 9/16" thick. This material shall be resistant to heat, cold, ultra-violet radiation, mechanical impacts, chemical actions and is corrosion resistant.

SHELF, TRAY & TOOLBOARD REFLECTIVE STRIPE

The outer edge and both sides of each shelf, tip-down tray, slide-out tray and tool board shall have alternating red and white reflective DOT (Department of Transportation) stripe material applied for safety.
The lower floor of the rear body compartment (below the frame rails) shall be fitted with a full-size, stainless steel overlay. All edges will be properly sealed/caulked to prevent moisture from getting under the overlay.

COMPARTMENT LIGHTS

Two (2) LUMA BAR vertically mounted roll-up compartment LED door lights shall be installed one each side of the door opening. The compartment lights shall be integrated into the roll-up door tracks with the light actuation with the door opening.

The lights shall have a polycarbonate lens to eliminate breakage from impact and eliminate heat build up.
The compartment light will be controlled by a magnetic "On-Off" switch located on each compartment door.

REAR STEP - 12” BOLT-ON

A 12" deep step surface shall be provided at the rear of the apparatus body, bolted in place and easily removable for replacement or repair. The tailboard shall be constructed of .188" aluminum diamond plate or equal non-slip surface in compliance with NFPA #1901 standards.

The maximum height of the step assembly shall be no more than 24" from the ground when the apparatus is in the loaded condition. A label shall be provided warning personnel that riding on the rear step while the apparatus is in motion is prohibited.

HEADSET COMPARTMENT

One (1) headset compartment with a door shall be provided at the rear of the body on the driver side above the DOT light housing.

Compartment will be a Cast Products model EB0012.

LEFT SIDE ROOF COMPARTMENTS

Two (2) upper body compartment shall be provided top of body with useable dimensions of approximately 24" wide by **24.5" deep** by half the available upper body length.

The compartment shall have a lift-up door installed and constructed of 3/16" NFPA approved non-slip aluminum tread plate flanged downward to overlap the door opening. The door shall have a stainless steel hinge and dual gas openers. The door opening shall be flanged upward to prevent water from running into compartments when the door is closed. The gas openers shall be installed in a dual purpose over-center arrangement to hold the door in either the open or closed position. Two (2) heavy duty socket and plunger latches shall be installed to secure the door. A heavy duty chrome grab handle shall be provided to lift the door.

The compartment shall be located on the left side of the body.
The floor areas of the up to 90" long roof compartments shall be fitted with removable vinyl Turtle Tile matting. The matting shall be interlocking modules approximately 12" square by 9/16" thick. This material shall be resistant to heat, cold, ultra-violet radiation, mechanical impacts, chemical actions and is corrosion resistant.

COMPARTMENT LIGHT

One (1) 62" long OnScene Solutions Access LED light shall be installed on the door and contain 42 LEDs producing approximately 210 lumens per light (six LEDs and 30 lumens every 9"). The light stick shall be rated at 100,000 hours of service and shall be provided with a 5 year free replacement warranty. The light shall have a 5/8" LEXAN™ polycarbonate tube enclosure for severe duty applications. The light stick shall be waterproof and be connectible via a jumper wire to add additional lights in series if required.
The compartment light will be controlled by a magnetic "On-Off" switch located on each

compartment door.

RIGHT SIDE ROOF COMPARTMENTS

Two (2) upper body compartment shall be provided top of body with useable dimensions of approximately 24" wide by **24.5" deep** by half the available upper body length.

Provisions shall be made to store one (1) Duo-Safety model 35B, 7' to 14' combination ladder on beam (edge) within the compartment.

The compartment shall have a lift-up door installed and constructed of 3/16" NFPA approved non-slip aluminum tread plate flanged downward to overlap the door opening. The door shall have a stainless steel hinge and dual gas openers. The door opening shall be flanged upward to prevent water from running into compartments when the door is closed. The gas openers shall be installed in a dual purpose over-center arrangement to hold the door in either the open or closed position. Two (2) heavy duty socket and plunger latches shall be installed to secure the door. A heavy duty chrome grab handle shall be provided to lift the door.

The compartment shall be located on the right side of the body.
The floor areas of the up to 90" long roof compartments shall be fitted with removable vinyl Turtle Tile matting. The matting shall be interlocking modules approximately 12" square by 9/16" thick. This material shall be resistant to heat, cold, ultra-violet radiation, mechanical impacts, chemical actions and is corrosion resistant.

COMPARTMENT LIGHT

One (1) 62" long OnScene Solutions Access LED light shall be installed on the door and contain 42 LEDs producing approximately 210 lumens per light (six LEDs and 30 lumens every 9"). The light stick shall be rated at 100,000 hours of service and shall be provided with a 5 year free replacement warranty. The light shall have a 5/8" LEXAN™ polycarbonate tube enclosure for severe duty applications. The light stick shall be waterproof and be connectible via a jumper wire to add additional lights in series if required.
The compartment light will be controlled by a magnetic "On-Off" switch located on each compartment door.

ROOF DUNNAGE AREA

A roof dunnage area shall be provided. The dunnage area shall be approximately 72" front to rear, 94" right to left and **24.5" deep**. The dunnage area shall be located at the front of the body and be fabricated from .190 smooth aluminum with a natural finish. Floor drains, routed to the exterior of the body shall be installed.

The forward area will be open and house the light-tower assembly. The open storage area shall have LED lighting to sufficiently illuminate the area when the vehicle park brake is engaged.

Enclosed storage for two (2) stokes baskets stored on edge will be provided at the rear of the dunnage compartment. The stokes basket storage will be separated into two separate pockets and will measure 24.5" front to back and be full body width.

The stokes basket storage shall have a forward-hinged, lift-up door installed and constructed of 3/16" NFPA approved non-slip aluminum tread plate flanged downward to overlap the door opening. The door shall have a stainless steel hinge and dual gas openers. The door opening shall be flanged upward to prevent water from running into compartments when the door is closed. The gas openers shall be installed in a dual purpose over-center arrangement to hold the door in either the open or closed position. Two (2) heavy duty socket and plunger latches shall be installed to secure the door. A heavy duty chrome grab handle shall be provided to lift the door.

ROOF TOP CRIBBING/LUMBER STORAGE

Storage for cribbing/lumber shall be provided in the upper body walkway area. The storage area shall be the full width, depth and length of the body.

The compartment shall have a lift-up door installed and constructed of 3/16" NFPA approved non-slip aluminum tread plate flanged downward to overlap the door opening. The door shall have a stainless steel hinge and dual gas openers. The door opening shall be flanged upward to prevent water from running into compartment when the door is closed. The gas openers shall be installed in a dual purpose over-center arrangement to hold the door in either the open or closed position. Two (2) heavy duty socket and plunger latches shall be installed to secure the door. A heavy duty chrome grab handle shall be provided to lift the door.

SURFACE MOUNT AWNING

One (1) side body awning up to24 feet long shall be surface mounted on the left side of the body.

The housing of the awning will be painted job color.

CANOPY AWNING - 110V ELECTRIC

One (1) side body 110V electric awning shall be up to 22 feet long x 10 feet wide and shall be installed on the side of the body. The awning support arms shall be attached at the front and rear bottom corners of the apparatus on the outer door supports.

The canopy shall be made from white acrylic fabric that resists rotting, cracking, peeling and mildew. The awning shall have spring design and system, and shall be easily extended and retracted.

The wraparound slatted metal awning enclosure protects the awning in transit and automatically opens or closes with the awning. The enclosed design shall minimize dirt and grime from

entering through exposed arms. Stainless steel nuts, washers, screws and other hardware shall be utilized in installation.

SURFACE MOUNT AWNING

One (1) side body awning up to24 feet long shall be surface mounted on the right side of the body.

The housing of the awning will be painted job color.

CANOPY AWNING - 110V ELECTRIC

One (1) side body 110V electric awning shall be up to 22 feet long x 10 feet wide and shall be installed on the side of the body. The awning support arms shall be attached at the front and rear bottom corners of the apparatus on the outer door supports.

The canopy shall be made from white acrylic fabric that resists rotting, cracking, peeling and mildew. The awning shall have spring design and system, and shall be easily extended and retracted.

The wraparound slatted metal awning enclosure protects the awning in transit and automatically opens or closes with the awning. The enclosed design shall minimize dirt and grime from entering through exposed arms. Stainless steel nuts, washers, screws and other hardware shall be utilized in installation.

FRONT BODY PROTECTION PANELS

Aluminum tread plate overlays and panels shall be installed on the front of the body from the lower edge to the top of the compartment doors. The material shall be bolted in place and sealed to prevent any moisture entry between the overlay and the body structure.

REAR BODY PROTECTION PANELS

Smooth aluminum shall be installed on the rear of the body, to allow for the installation of a "Chevron" stripe on the rear.

ACCESS LADDER - EZ CLIMB - RIGHT REAR

There shall be a swing out and down access ladder supplied and installed for accessing the top of the apparatus. It shall be of an all aluminum design incorporating treads 13" inches wide spaced no more than eighteen (18") inches apart. The ground to the first step dimension, on level ground, shall be no more than twenty-four (24") inches.

The access ladder shall have integrated hand holds, to aid in the ascent/descent of the ladder.

When in the deployed position the ladder shall have an angle of approximately 75-degrees to facilitate ascending and descending the ladder. The ladder shall be retained in the stowed and deployed position by two (2) gas cylinders and shall not require the use of latches to hold it in position. The ladder overall width shall be approximately 14 inches wide.

HANDRAIL EZ-CLIMB LADDER

Two (2) extruded aluminum non-slip handrails with offset brackets shall be installed on the EZ-Climb access ladder, one (1) on each side.

STEP LIGHTS

Two (2) 8" long OnScene Solutions Access LED lights shall be installed to illuminate the access ladder steps. Each light stick shall produce approximately 200 lumens. The light stick shall be shall be provided with a 5 year free replacement warranty. The light shall have a 5/8" LEXAN™ polycarbonate tube enclosure for severe duty applications. The light stick shall be waterproof and be connectible via a jumper wire to add additional lights in series if required. The light shall be mounted in a polished cast aluminum bezel.

HANDRAIL REAR STEP

Two (2) extruded aluminum non-slip handrails, approximately 48" in length, shall be provided and mounted on the rear of the apparatus, one (1) on each side of the body.

EXTRUDED ALUMINUM RUB RAILS

Full body length polished aluminum rub rails shall be bolted in place on the lower right and left body sides. The side rub rails shall be a heavy extruded aluminum "C" channel. There shall also be a bolt on aluminum corner casting on each rear corner to blend the rear tail board assembly with the side rub rails.

GENERATOR

One (1) 40kW PTO driven generator system shall be supplied and installed. The generator shall be an Onan model YDCR, P/N 40.0YD-CR/622. The generator shall be installed per the manufacturer recommendations and shall be capable of supplying full power at engine high idle. The alternator field and armature windings shall be of copper magnet wire, coated with class 200 film insulation. The generator alternator shall be capable of accepting a zero power factor load of 200% rated kVA and recover to 90% of rated voltage within 1/2 second. The generator shall be capable of continuous operation in ambient conditions of 120 degrees Fahrenheit.

The alternator shall have the following features. Precision balanced rotating field, epoxy impregnated windings with overcoat for environmental protection, brushless excitation system, double sealed pre-lubricated bearings, bi-directional rotation capability, skewed stator to reduce

harmonic distortion, class H insulation, and 12 wire reconnectable for multiple voltage, 120/240 volt, 60 Hz, three phase configuration, 208/139 amps.

Splashguards to protect against direct road spray shall be installed. Guards designed to allow for proper cooling air circulation while protecting from road spray during vehicle transport must be installed.

Alternator installations shall provide adequate warning decals and have adequately sized and configured mounting brackets.

Data Label

A permanent data label indicating the following information shall be applied:

- Rated voltage
- Phase
- Frequency
- Amperage
- Continuous Watts
- Peak Watts
-

GENERATOR DRIVE

The generator shall be mounted on a heavily reinforced steel frame in the chassis frame rail area providing adequate road clearance, and service accessibility. The generator shall be protected from direct road spray with underside aluminum or stainless steel bolt-on protection guard.

The generator shall be driven from a 10 bolt power-take-off from the automatic transmission. A "PTO control" shall be located at driver's position. Generator shall be equipped with a means to prevent the unintended movement of the control device from its set position. An interlock shall prevent PTO engagement unless the parking brake is engaged. An interlock shall be installed to prevent engine speed control from any other source while the generator is operating. A nameplate indicating the chassis transmission shift selector position to be used for generator operation shall be provided in the driving compartment and located so that it can easily be read from the driver's position.

A green indicator light shall be located in the driving compartment. The light shall be energized when the PTO drive has been engaged and shall be marked "GENERATOR PTO ENGAGED." The green light shall be energized when both the PTO drive has been engaged, chassis transmission is in neutral, and parking brake engaged. The green light shall be marked "GENERATOR PTO ENGAGED."

ELECTRICAL SYSTEM INSTALLATION

The line voltage electrical system shall comply with the applicable NFPA standards and shall also comply with applicable sections of the National Electric Code #70 standards. Line voltage carrying equipment down stream of the power source shall be "listed" (where available) and installed in accordance with manufacturers instructions. The electrical equipment installed shall be suitable for intended use and type locations (wet, dry, or underbody and chassis).

The grounding and bonding shall comply to applicable sections of NFPA standards. The chassis frame rail, body sheet metal, and cab sheet metal shall be properly bonded per NFPA schematic. The bonding copper conductor shall be rated at 115 % of current rating of power source.

OVER CURRENT PROTECTION PANEL

Manually re-setable overcurrent devices shall be installed to protect the line voltage electrical system components. A main overcurrent protection device shall be provided that is either incorporated in the power source or is connected to the power source by a power supply assembly. The size of the main overcurrent protection device shall not exceed 100 percent of the nameplate amperage rating on the power source specification label or the rating of the next larger available size overcurrent protection device where so recommended by the power source manufacturer.

The conductor used in the power supply assembly between the output terminals of the power source and the main overcurrent protection device shall not exceed 144 inches in length. Over this length, a master circuit breaker shall be provided near the generator in accessible location.

Overcurrent protection devices shall be provided for each individual circuit and shall be sized at not less than 15 amps in accordance with NEC. Each overcurrent protection device shall be marked to identify the function of the circuit it protects. The circuit breaker panel and instruments shall be located so that all circuit breakers are readily visible under normal operating conditions. The panel shall be readily visible and located so that there is unimpeded access to the panel board controls.

The chassis engine shall have a governor capable of maintaining engine speed within the limits required by the generator to meet frequency control.

LABELING OF EQUIPMENT

All circuit breakers shall be labeled. All interior and exterior outlets shall be provided with labels indicating output amperage, voltage and phase.

INSTRUCTION LABEL

A label that provides the operator with the essential power source operating instructions, including the power-up and power-down sequence shall be permanently attached to the apparatus at any point where such operations can take place.

ELECTRICAL SYSTEM TESTING

All apparatus installed wiring and associated equipment shall be tested by the apparatus manufacturer in compliance to applicable NFPA standards. The apparatus manufacturer shall test the generator system at the continuous duty rating for a minimum of two (2) hours.

If the apparatus is equipped with a fire pump, both the generator and fire pump shall be operated simultaneously at full pump capacity and generator at "continuous rating" for two (2) hours. Failure of either the generator system or fire pump system during testing will require retesting of both components simultaneously.

The conditions specified shall be recorded at least every 1/2 hour during the test. The results of these tests shall be submitted to the purchaser upon delivery.

Each outlet shall be tested individually to device rating.

Electrical polarity verification shall be made of all permanently wired equipment and receptacles to determine that connections have been properly made.

CIRCUIT BREAKER BOX

One (1) circuit breaker box for three phase voltage equipment shall be provided capable of holding thirty (30) breakers.

CIRCUIT BREAKER BOX LOCATION

The circuit breaker box shall be installed in an outside body compartment.

GENERATOR INSTRUMENTS

Fire Research FROG-D model FDA700 series generator monitoring display kit shall be installed to monitor a three phase, delta wound, 60 Hz generator. The kit shall include a display module, three (3) voltage transformer, three (3) current transformers, and cables. The display case shall be waterproof and have dimensions not to exceed 4 1/4" high by 4 1/4" wide by 3 1/4" deep.

The following displays shall be provided with super bright LED digits more than 1/2" high:

Generator output frequency in hertz
Line voltage, phase to neutral or phase to phase, in volts
Line current for each phase in amperes.

Individual line current and voltage shall be displayed at the push of a button or set to continuously scroll.

The program shall support the accumulation of elapsed generator hours and the monitoring of hydraulic oil temperature. Generator hours and oil temperature shall be displayed at the push of a button. Audible warning alarm outputs are provided for generator overload, over/under voltage fluctuations, and high oil temperature.

The panel shall be located next to circuit breaker panel.

CIRCUIT BREAKER BOX LOCATION

The circuit breaker box shall be installed on the wall towards the front of the apparatus in the left front body compartment.
The instrument panel for the generator shall be installed next to the breaker panel.

LINE VOLTAGE WIRING INSTALLATION

Type THHN line voltage wiring in the vehicle shall be through Carflex, or equal flexible moisture resistant reinforced conduit, with proper seal-tight connectors and hardware. Type SO line voltage wiring in the vehicle shall be suitable for mobile applications and should not require the use of conduit. All Type THHN and Type SO line voltage wiring shall be stranded copper conductors with 600-volt insulation rated for at least 194 degrees. All electrical junction boxes shall conform to the National Electric Code and be accessible for service.

Electrical conduit shall be supported within 6 inches of any junction box and at a minimum of every 24 inches of run. Supports shall be made of corrosion protected metal and that does not cut or abrade the conduit and shall be mechanically fastened to the vehicle.

Electrical conduit shall not be attached to chassis suspension components, water or fuel lines, air or air brake lines, fire pump piping, hydraulic lines, exhaust system components, or low voltage wiring and shall be separated by a minimum of 12 inches from exhaust piping or properly shielded and separated from fuel lines by a minimum of 6 inches distance.

All wiring connections and terminations shall provide a positive mechanical and electrical connection. Connectors shall be installed in accordance with the manufacturer's instructions. Use of wire nuts or insulation displacement and insulation piercing connectors shall be avoided.

INVERTER

There shall be a DC to AC power inverter system with an AC transfer switch furnished on the apparatus. The shore power shall be connected to the system AC output receptacle to supply power to the AC load. When the vehicle is underway and the shoreline power is disconnected, the automatic transfer switch connects the AC output receptacle to the power inverter that obtains power from the 12-volt battery system.

- One (1) Samlex America
  - Model EVO-2212 rated at 2,200 watts

- One (1) EVO-RC-PLUS remote screen will be provided and installed
  - location to be determined during pre-construction

LINE VOLTAGE WIRING INSTALLATION

Line voltage wiring in the apparatus shall be with Type SO or approved cable suitable for mobile applications. The flexible electrical cable shall have 600-volt insulation rated for at least 194 degrees F. All junction boxes shall conform to the National Electric Code and shall be accessible for service.

Electrical cable shall be supported within 6 inches of any junction box and at a minimum of every 24 inches of run. Supports shall be made of corrosion protected metal that does not cut or abrade the conduit or cable and shall be mechanically fastened to the vehicle.

Electrical cable shall not be attached to chassis suspension components, water or fuel lines, air or air brake lines, fire pump piping, hydraulic lines, exhaust system components, or low voltage wiring and shall be separated by a minimum of 12 inches from exhaust piping or properly shielded and separated from fuel lines by a minimum of 6 inches distance.

All wiring connections and terminations shall provide a positive mechanical and electrical connection. Connectors shall be installed in accordance with the manufacturer's instructions. Wire nuts or insulation displacement and insulation piercing connectors shall not be used.

120V ELECTRIC RECEPTACLE -- STRAIGHT BLADE

Three (3) 120-volt 15 amp straight blade, 3-prong duplex receptacle with spring loaded weatherproof cover shall be provided.
The electric receptacle shall be located inside the rear portion of the crew cab. Two (2) located within the rear cab seat pedestal and one (1) in the communications cabinet on the rear of the engine cover.

120V ELECTRIC RECEPTACLE -- STRAIGHT BLADE

Seven (7) 120-volt 20 amp straight blade, 3-prong duplex receptacle with spring loaded weatherproof cover shall be provided.
The electric receptacle shall be located inside the left side exterior body compartment ahead of the rear wheels.
The electric receptacle shall be located inside the left side exterior body compartment behind the rear wheels.
The electric receptacle shall be located inside the right side exterior body compartment ahead of the rear wheels.

The electric receptacle shall be located inside the right side exterior body compartment behind the rear wheels.

120V ELECTRIC RECEPTACLE -- TWIST LOCK

Two (2) 120-volt 20 amp twist lock (NEMA L5-20) receptacle with spring loaded weatherproof cover shall be provided.
The electric receptacle shall be located near the left side wheel well.
The electric receptacle shall be located near the right side wheel well.

120V ELECTRIC RECEPTACLE -- TWIST LOCK

One (1) 120-volt 30 amp twist lock (NEMA L5-30) receptacle with spring loaded weatherproof cover shall be provided.
The electric receptacle shall be located near the left side wheel well.
The electric receptacle shall be located near the right side wheel well.

240V ELECTRIC RECEPTACLE -- TWIST LOCK

Two (2) 240-volt 30 amp twist lock (NEMA L6-30) receptacle with spring loaded weatherproof cover shall be provided.
The electric receptacle shall be located inside the left side exterior body compartment behind the rear wheels.
The electric receptacle shall be located inside the right side exterior body compartment behind the rear wheels.

250V ELECTRIC RECEPTACLE -- TWIST LOCK

Two (2) 250-volt 50 amp single phase twist lock receptacle (Non-NEMA CS8269) with spring loaded weatherproof cover shall be provided.

Marinco model CS6369 with weather resistant covers.
The electric receptacle shall be located on the exterior right rear face of the body.

240V ELECTRIC RECEPTACLE -- STRAIGHT BLADE

One (1) 240-volt 50 amp NEMA 6-50 straight blade receptacle shall be provided.
The electric receptacle shall be located inside the left side exterior body compartment ahead of the rear wheels.

240V ELECTRIC RECEPTACLE -- PIN AND SLEEVE

Two (2) 240-volt **60 amp** pin and sleeve receptacle shall be provided.
The electric receptacle shall be located in the left side exterior body compartment over the rear wheels.

The electric receptacle shall be located in the right side exterior body compartment over the rear wheels.

ELECTRIC CABLE REEL

One (1) Hannay ECR-1600 series electric cable reel with an electric rewind shall be installed on the vehicle. The reel shall be designed for use with 240 volt, four (4) wire cable. The duty rating of the cable reel shall be for continuous usage. The reel shall be installed so that it is easily accessible for cord access and maintenance. A 12-volt motor controlled by a push button switch located in a convenient position and properly labeled shall perform the electric rewind function.

The installation of the cable reel shall meet applicable sections of the NFPA standards at.

Reel Capacity

The reel shall be sized to hold 110 percent of the capacity needed for the specified cable length. The wire size shall be in accordance with the National Electric Code.

Labeling

An information label shall be installed in a location visible adjacent to any permanently connected reel with the following data:

- Voltage
- Phase
- Current type
- Current rating
- Total cable length

Electrical Supply Wiring To Reel

The wiring shall end in a sealed conduit box at the reel with mechanical connectors to allow removal of the reel. Appropriately, sized wire and circuit breakers shall be utilized.
The electric cable reel shall be installed in the upper left side body, in the specified coffin compartment.
A two hundred foot (200') length of 10/4 yellow electric cable shall be installed with specified plugs. The cable shall be type SEO-WA with a 30 amp, 240 volt rating.
The electric cable shall be configured with a 120/240-volt 30 amp NEMA L14-30R four-prong twist lock female receptacle.
One (1) ball stop shall be attached to the electric cable to prevent total re-wind and to allow the cable to remain at a reachable position. The ball shall positively attach to the cable and be bright orange in color for high visibility.
One (1) four-sided encompassing stainless steel roller unit for the electric cable shall be installed on specified reels. The roller unit shall be mounted in the specified location to permit the cable to feed directly off the reel.

ELECTRIC CABLE REEL

One (1) Hannay ECR-1600 series electric cable reel with an electric rewind shall be installed on the vehicle. The reel shall be designed for use with 240 volt, four (4) wire cable. The duty rating of the cable reel shall be for continuous usage. The reel shall be installed so that it is easily accessible for cord access and maintenance. A 12-volt motor controlled by a push button switch located in a convenient position and properly labeled shall perform the electric rewind function.

The installation of the cable reel shall meet applicable sections of the NFPA standards at.

Reel Capacity

The reel shall be sized to hold 110 percent of the capacity needed for the specified cable length. The wire size shall be in accordance with the National Electric Code.

Labeling

An information label shall be installed in a location visible adjacent to any permanently connected reel with the following data:

- Voltage
- Phase
- Current type
- Current rating
- Total cable length

Electrical Supply Wiring To Reel

The wiring shall end in a sealed conduit box at the reel with mechanical connectors to allow removal of the reel. Appropriately, sized wire and circuit breakers shall be utilized.
The electric cable reel shall be installed in the upper right side body, in the specified coffin compartment.
A two hundred foot (200') length of 10/4 yellow electric cable shall be installed with specified plugs. The cable shall be type SEO-WA with a 30 amp, 240 volt rating.
The electric cable shall be configured with a 120/240-volt 30 amp NEMA L14-30R four-prong twist lock female receptacle.
One (1) ball stop shall be attached to the electric cable to prevent total re-wind and to allow the cable to remain at a reachable position. The ball shall positively attach to the cable and be bright orange in color for high visibility.
One (1) four-sided encompassing stainless steel roller unit for the electric cable shall be installed on specified reels. The roller unit shall be mounted in the specified location to permit the cable to feed directly off the reel.

TELESCOPIC TRIPOD LED FLOODLIGHT

Two (2) FireTech Guardian Elite pole-mount fixture, model 90-277V with switch shall be provided. Two (2) FireTech model FT-SL-GESM-110-SW-* LED scene lights will be mounted, one (1) on each tri-pod.

A tripod truck mount bracket set shall be installed. The set shall include a lower base plate and an upper lock with a quick release spring loaded locking pin.
The floodlight shall be installed at the rear of the apparatus body on the left side only.
The rear quartz floodlight(s) shall be circuit breaker protected. The circuit breaker(s) shall be used as an ON/OFF switch(es) for the floodlight(s). The circuit breaker(s) shall be labelled "REAR QUARTZ".
The on/off switch(es) for the floodlight(s) shall be located on the base of the lamp housing.

LIGHT TOWER

A light tower shall be recess mounted into the top of the body.
A Will-Burt Night Scan Sirion NS 3.0-1200-2 shall be provided. The horizontal surface mounted tower shall be raised electrically and pneumatically.

Floodlight System

Two (2) Night Scan Sirion LED lamps shall be provided. Each 600-watt 120-240 VAC lighthead shall incorporate a combination of 24 spot light optics, 56 long-range flood optics and 2 short-range flood lamps enclosed in IP-69k rated die-cast white powder coated aluminum housings. The configuration shall consist of 6500k color LEDs with optic reflector assemblies, and clear non-optic polycarbonate lenses. The Night Scan Sirion shall have 110,000 lumens each for a total of 220,000 lumens. The lens/reflector assembly shall utilize a liquid injection molded silicon gasket to be resistant to water, moisture, dust, and other environmental conditions. The hard-coated lens shall provide extended life / luster protection against UV and chemical stresses. The light shall be vibration resistant. The Night Scan Sirion shall have a warranty of 10 years. The fixture shall measure H=21.33” / 54.2 cm, W=13.25” / 33.7 cm, D=5” / 12.7 cm

Design and Construction

The tower shall be a series of graduated extruded aluminum tubes that nest one inside another. The tower shall have an extended height of approximately 10 ft. / 3.0 m above the mounting location and a stowed height of approximately 11.8125" / 30 cm above the mounting surface. The tower shall be approximately 42” / 106.7 cm wide by 65.8125” / 167.3 cm in length. The tower shall be designed to sustain the intended top load with a 125 percent safety factor and shall exceed NFPA requirements of a minimum 50 mph (80 kph) wind when in a fully raised and unguyed position. The tower shall be of a compact design with a total weight of approximately 169 pounds (77 kilograms). The light tower shall not exceed 180 lbs. / 82 kg.

Nesting System

The tower shall have an "auto-stow" function. A double click of the mast down button will stow, retract, and shut power off to the unit. An integrated saddle assembly with synthetic, non-marring rests shall be provided for the tower and flood light assembly in the nested position.

Floodlight Rotation and Tilt Operation

The tower shall be equipped with a Will Burt Model RCP (remote control positioner) to control the rotation and direction of the lights in a manner that provides 360° of light coverage. The remote-control positioner unit shall be equipped with three (3) gear motors; one for rotation and two for individual positioning of each floodlight bank (one (1) motor for left side tilting and one (1) motor for right side tilting.) This feature shall be designed so that the lighting may be directed in two separate locations *equally* and *simultaneously* for enhanced safety and functionality. The positioner shall also rotate the floodlight assembly from zero to 350 degrees and tilt the floodlight assembly from 0 to 346 degrees.

Hand-held Remote Control

A safety yellow in color for high visibility, hand-held remote-control pendant, connected to a quick-disconnect, 25 ft. (7.62 meter) coiled cord shall be provided to control the tower. All functions of the tower shall be accessible through this remote control including raising with "auto-up" ability, lowering with "auto-stow" ability, rotation and separate buttons for tilting of each floodlight bank and floodlight switching. An auxiliary power button shall also be included to control optional equipment such as strobe lights or a camera that is mounted to the mast. Each button of the controller shall have a corresponding LED light that provides operational feedback. An LED display that includes alphanumeric feedback shall be located in the center of the controller. This display shall provide operational feedback and error codes if they occur.

Pneumatic Controls

The pneumatic controls to raise and lower the tower shall include an air regulator and solenoid valves. Lights will be operational within approximately 12 seconds from elevation initiation. The tower shall be able to be fully elevated in approximately 60 seconds. In the event of malfunction of the elevating system while the tower is in operation or being deployed, a method of limiting the rate of descent shall be provided to prevent injury to personnel or damage to the equipment.

Two allen keys as well as directions are included under the cover to fold the mast into the saddle if manual stowage of mast is required.

The air supply for pneumatic operation of the tower shall be from an external source with supplied air regulator and dual solenoids. The installer shall provide piping, shut-off valve, pressure protection valve, air compressor, auxiliary air tank(s) and additional required equipment. The complete air system shall be installed in conformance to applicable NFPA and FVMSS brake standards.

Electrical Installation

The wiring harness for the floodlights, accessories, and remote-control positioner shall be internally routed through telescoping aluminum tubing with a highly flexible coil cord.

Installer supplied 12 or 24 volt electrical wiring shall be provided with electrical connections at the tower assembly in conjunction with appropriate electrical power for the floodlights. The installer as required by manufacturer's installation guidelines shall provide appropriate wiring from the circuit breaker panel for connection to the tower. The electric power to the tower and light units shall automatically disconnect whenever the tower is in the nested position.

The tower operation area shall be illuminated automatically by a look up light whenever the tower is in operation. Any upward movement of the tower from the nested position shall energize a red warning light in the cab and a secondary light located at the tower control area. In addition, the installer shall provide parking brake interlocks and other equipment as required by applicable NFPA standards.

Warranty

The tower assembly shall carry a two (2) year parts and labor warranty. Exact provisions of such warranty shall be provided with the proposal and at time of delivery of product.

Labeling and NFPA Compliance

Essential operating instructions and warning labels shall be provided in compliance to applicable OSHA, SAE, and NFPA standards. Appropriate labels on the "hazards of electrocution" associated with the operation of a light tower shall be installed in the appropriate areas.

Testing and Quality Assurance

The tower manufacturer shall be ISO 9001:2015 certified. In addition, quality control and manufacturer testing shall be completed prior to shipment of the tower. The final installer shall test the operation of the tower for a minimum of 2 hours at full load, with testing documentation provided upon delivery.

Manuals

Detailed service, parts, operating, and installation manuals shall be provided by the tower manufacturer. Samples of such manuals shall be provided on request. A CD ROM manual will be provided to the end user.

MOUNTING – LIGHT TOWER CONTROLS

The controls for the light tower shall be mounted in the left front compartment.

TOOL AIR COMPRESSOR

ONE (1) HYDRAULIC DRIVE AIR COMPRESSOR WILL BE PROVIDED. THE COMPRESSOR WILL HAVE A **CAPACITY OF DELIVERING 300 CFM OF FREE AIR AT 125 PSI.** SEPARATE TWO (2)-STAGE, HEAVY DUTY, DRY-TYPE AIR FILTERS WILL BE PROVIDED TO REMOVE DIRT PARTICULATE FROM ENTERING THE AIR COMPRESSOR.

THE SEPARATOR TO BE LOCATED INTERNALLY IN THE AIR RECEIVER TANK. THE SEPARATOR WILL BE CONSTRUCTED WITH A PLEATED MEDIA, WELDED STRAPS, SCRIM BARRIER, SUPPORT SCREEN, EXPANDED METAL OUTER WRAP AND INTERNAL AND EXTERNAL GROUNDING. THE COMPRESSOR INSTRUMENT PANEL WILL INCLUDE THE COMPRESSOR AIR PRESSURE GAUGE, HOUR METER, COMPRESSOR OIL TEMPERATURE GAUGE AND AN OVER-TEMPERATURE/OVER-PRESSURE RESET SWITCH. EXACT LOCATION OF THE INSTRUMENT PANEL TBD AT PRE-CONSTRUCTION.

PROTECTIVE CIRCUIT - THE COMPRESSOR WILL PROVIDE PROVISIONS FOR AUTOMATIC SHUTDOWN IN CASE OF HIGH COMPRESSOR TEMPERATURE OR OVER PRESSURIZATION. ADDITIONAL PROTECTIVE FEATURES PROVIDED WILL INCLUDE AUTOMATIC BLOW DOWN VALVE, RECEIVER RELIEF VALVE AND MINIMUM PRESSURE VALVE.

COOLING SYSTEM - THE COMPRESSOR COOLING SYSTEM WILL ALLOW RATED AIR DELIVERY AND PRESSURE OPERATION CONTINUOUSLY IN 125 DEGREE FAHRENHEIT AMBIENT TEMPERATURES. THE COOLER WILL BE MOUNTED IN A POWDER COATED SHEET METAL ENCLOSURE WITH A SUCTION TYPE FAN ASSEMBLY. (NO ABS PLASTIC SHROUDING) COMPRESSOR FLUID WILL BE FILTERED BY A 25 MICRON FULL FLOW SPIN-ON REPLACEABLE FILTER CANISTER. A FAN TEMPERATURE SWITCH WILL BE PROVIDED TO REGULATE COMPRESSOR COOLING.

INLET CONTROLS - A PNEUMATIC INLET CONTROL VALVE WILL BE INTEGRATED INTO THE COMPRESSOR SYSTEM AND WILL AUTOMATICALLY MODULATE OUTPUT FROM 0 UP TO 100 PERCENT IN RESPONSE TO AIR DEMAND.

TOOL AIR REGULATOR - A TOOL AIR REGULATOR WILL BE SUPPLIED WITH A GAUGE AND SHUTOFF VALVE. THE REGULATOR WILL BE HAND ADJUSTABLE FROM 0 TO 175 PSI. A GAUGE WILL BE ON THE REGULATED SIDE. A TOTAL QUANTITY OF TWO (2) WILL BE SUPPLIED.

AIR OUTLETS - WILL BE PROVIDED AS DESCRIBED BELOW:

- **Driver side forward compartment (D2)**
  - One (1) Tomco PT40 female outlet with 1/4-turn control valve

- **Driver side rear overwheel compartment (D5)**
  - One (1) outlet with a Tomco PT40 female connection and ¼-turn control valve
  - One (1) ¾" outlet with 3/8" Hanson model #1100 female connection and ¼-turn control valve

- **Passenger side forward compartment (P2)**
  - One (1) Tomco PT40 female outlet with 1/4-turn control valve

- **Passenger side rear overwheel compartment (P5)**
  - One (1) outlet with a Tomco PT40 female connection and ¼-turn control valve
  - One (1) ¾" outlet with 3/8" Hanson model #1100 female connection and ¼-turn control valve

AIR HOSE REEL LOW PRESSURE FOR TOOLS

Four (4) Hannay 1500 Series low pressure (50-250 PSI) utility air hose reel shall be installed. The reel shall have a 12 volt electric rewind motor.

The 12 volt rewind electrical supply shall be wired directly from the chassis battery system with heavy duty stranded copper cable, with guarded finger type rewind button.

LOW PRESSURE AIR HOSE

Four (4) 150' lengths of low pressure (not for breathing purposes) utility air hose shall be provided on the specified low pressure reel. The hose shall have quick connect couplings.

Two (2) 1" diameter hoses (150' long) will be provided in the upper, rear coffin compartments, one (1) each side but accessed through the rear, side compartments.

Two (2) 3/8" diameter hoses (150' long) will be provided in the upper, rear coffin compartments, one (1) each side but accessed through the rear, side compartments.

AIR HOSE ROLLER ASSEMBLY

Four (4) four-way style stainless steel roller assembly shall be installed at the specified air location(s). The roller shall be installed near the reel to permit the air hose to feed directly off of the reel and away from the compartment.

BALL STOP ASSEMBLY

Four (4) orange ball stop assembly shall be installed at the specified air location(s). The ball stop shall be installed on the air hose as to prevent the air hose from not to being rewound too far onto the reel.

FRONT MOUNTED ELECTRIC WINCH

One (1) 25,000 lb. (12.5 ton) Sherpa Stallion electric winch shall be installed on the vehicle. The winch shall have one (1) forward gear and one (1) reverse gear. The winch shall be mounted between the reinforced bumper extension frame rails at the front of the chassis and bolted in place for easy removal for future servicing.

One (1) wireless hand held remote controller shall be provided. The winch drive unit shall have a clutch for quick unwinding of the cable.

One (1) 100 feet of **synthetic rope**, a 35,000 lb. soft recovery shackle shall be provided with winch. A guide assembly shall be installed to guide the synthetic rope.

ROOF ANCHOR POINTS

The completed unit shall have an integrated receiver system for use with rope rescue accessories. The body shall be equipped with **six (6)** roof anchor points rated for rope rescue. The receivers shall be square steel tube, same size as that of a trailer hitch. The units shall be attached to the upper body superstructure and shall be located **three (3)** each side. The tie points shall be bolted to integrated structural members that are welded directly to the body superstructure.

Six (6) slide in receiver with the same dimensions as a trailer hitch receiver shall be shipped loose with the apparatus. The unit shall be equipped with a 2.5" eye opening.

The roof anchor point assembly design shall have been tested to a minimum straight line pull of **3,000 pounds** without failure. Receivers will be rated at 3:1 Saftey Factor resulting in a 3,000 lb rating. A 3,000 lb rating label stating the S.F. (Safety Factor) will be installed by each receiver assembly. Each assembly shall be secured with one (1) push button detent safety pin to lock it in place.

The roof anchor points shall located as determined by the OEM's engineering department, NO EXCEPTIONS.

WINCH RECEIVER - REAR

The rear of the apparatus body shall be equipped with **three (3)** receiver assemblies for high or low angle rescue or winch applications. The receivers shall be a square steel tube, same size as that of a trailer hitch. The units shall be attached to the body sub-frame assembly.

One (1) 12 volt Warn quick disconnect electrical receptacle, shall be installed in the body for the portable winch. The power cables shall be color coded "red" positive and "black" neutral and rated at 125% of winch power requirement (including line drop).

WINCH RECEIVERS - SIDE BODY

The body shall be equipped with two (2) receiver assemblies for high or low angle rescue or winch applications. The receivers shall be square steel tube, same size as that of a trailer hitch. The units shall be attached to the body sub-frame assembly or chassis frame rails and shall be located behind the rear wheels, one (1) on the left side and one (1) on the right side of the apparatus.

One (1) slide in receiver with the same dimensions as a trailer hitch receiver shall be shipped loose with the apparatus. The unit shall be equipped with a 2.5" eye opening.

The receiver assemblies (total of 2), shall be rated at a minimum of 9,000 pounds each, and each assembly shall be secured with one (1) safety pin.
Two (2) 12 volt Warn quick disconnect electrical receptacle, shall be installed in the body for the portable winch. The power cables shall be color coded "red" positive and "black" neutral and rated at 125% of winch power requirement (including line drop).

BODY PAINT PROCESS

While constructing the truck body, all aluminum parts that are to be finish painted shall be properly fitted on the body and then removed to be painted individually. The back side of all aluminum parts shall be sanded smooth of any burrs and sharp edges.

During reassembly of the apparatus, care shall be exercised in fitting and fastening the parts back in their respective position on the vehicle.

All aluminum parts shall be bolted to the body using stainless steel fasteners. Zinc or Cadmium plated fasteners are not acceptable. All bright metal fittings, if unavailable in stainless steel shall be heavily chrome plated. Iron fittings shall be copper plated prior to chrome plating.

All seams shall be caulked both inside and along the exterior edges with a urethane automotive sealant to prevent moisture from entering between any body panels.

The body and all parts shall be thoroughly washed with a grease cutting solvent (PPG DX330) prior to any sanding. After the body has been sanded and the weld marks and minor imperfections are filled and sanded, the body shall be washed again with (PPG DX330) to remove any contaminants on the surface.

A coating of epoxy sealer (PPG DP 48/50/90) shall be applied with a minimum of 1.0 mil dry film build. The epoxy sealer allows for maximum adhesion to the body material. A color coating of PPG Urethane Paint Direct Gloss with PPG Catalyst shall be applied with a minimum

of 2.0 mil dry film build. The catalyst provides a base level UV barrier to prevent fading and chalking. A coating of PPG Clearcoat Topcoat Urethane with a minimum of 2.0 mil dry film build shall be applied. The clearcoat topcoat provides a maximum amount of UV barrier protection.

All products and technicians are certified by PPG every two (2) years.

INTERIOR COMPARTMENT FINISH

Twelve (12) apparatus side compartment interiors are to be painted with a spatter Zolatone finish material. The compartments shall be cleaned with a grease remover, and then the surface sanded and prepared for painting.
The compartment shall be provided with a white base coat and then coated with a light grey spatter paint top coat.

ROOF INTERIOR COMPARTMENT FINISH

Five (5) apparatus roof compartment interiors are to be painted with a spatter finish material. The compartments shall be painted to match the side body compartments.

TOUCH-UP PAINT

One (1) two (2) ounce bottle of touch-up paint shall be furnished with the completed truck at final delivery.

CUSTOM LETTERING AND NUMBERING

The manufacturer shall decal and letter the apparatus per the design and layouts of the Orange County Fire Authority (OCFA) as described below. The OCFA fleet specific lettering design, locations, fonts, and sizes are provided for manufacturer cost purposes. All material manufacturer and part numbers will be used according to OCFA Specifications. All decals requiring an overlay will be done as specified below to provide the appropriate outline, NO EXEPTIONS. Manufacturer provided decals or striping that are silk-screen printed with the black outline/border will not be accepted.

Front of cab: (above grille)

- "ORANGE COUNTY"
- Font – Times New Roman Bold
- Letter Height 2.25" Gold Reflective overlaid on 2.5" Black Glossy (will leave a .125" outline around the gold)
- Total Height 2.5" x 30.5" Length

Front Red Reflective rectangle on bumper:

- 8.25” H x 19” W - Rectangle shall have a .5” radius on the corners
    - Front Unit Identifier TBD (on red reflective rectangle on bumper)
        - Font – Gothic725 Blk BT
        - Letter Height 6.75” White Reflective overlaid on 7” Black Glossy (will leave a .125” outline around the white)
        - Total dimensions not to exceed 7”H x 18”W

Front Cab Doors

- Arched “ORANGE COUNTY”
    - Font – Gothic725 Blk BT
    - Letter Height 1.6” Gold Reflective overlaid on 1.725” Black Glossy (will leave a .125 outline around the Gold)
    - Arch is based off of an 11.5” Radius
    - Total width of arch not to exceed 18.75

- "F I R E” below the OCFA Door Seal
    - Font – Gothic725 Blk BT
    - Letter Height 2.25” Gold Reflective overlaid on 2.5” Black Glossy (will leave a .125” outline around the Gold)
    - Total size 2.5” H x 8.0” W

- "Proudly Serving The Citizens Of"
    - Font – Brush Script BT with welded letters
    - Letter Height 1.3” Red Reflective
    - Total size 1.77” H x 22.0” W

- City name below "Proudly Serving...."
    - Font – Gothic725 Blk BT
    - Letter Height 1.75” Gold Reflective overlaid on 2.0” Black Glossy (will leave a .125” outline around the Gold)
    - Total size 2.0” H x maximum length of 24" (depending on city name)

Rear Cab Doors:

- "ORC”
    - Font – Gothic725 Blk BT
    - Letter Height 3” White Reflective overlaid on 3.25” Black Glossy (will leave a .125” outline around the Gold)
    - Total size 3.25” with outline

- Unit Identifier
    - Font – Gothic725 Blk BT
    - Letter Height 6.75” White Reflective overlaid on 7” Black Glossy (will leave a .125” outline around the white)
    - Total height 7”H x maximum 20”W (depending on unit assignment)

Rear Unit Identifier:

- "ORC”
    - Font – Gothic725 Blk BT
    - Letter Height - 2.75” White Reflective overlaid on 3.0” Black Glossy (will leave a .125 outline around the white)
    - Total height - 3.0" with outline

- Unit Identifier
    - Font – Gothic725 Blk BT
    - Letter Height 5.5” White Reflective overlaid on 5.75” Black Glossy (will leave a .125” outline around the white)

Total Letter Height 5.75” H x Max 18” Vertical (depending on unit assignment)

Roof Number:

- Vertical “ORC”
    - Font – Gothic 725Blk BT
    - Letter Height 5.575” Black Matte Non-Reflective
    - Max dimensions 8.725” x 18” Vertically

- Unit Identifier
    - Font – Machine BT
    - Letter Height 18” Black Matte Non-Reflective
    - Vertical ORC and Unit ID shall fit the allotted space provided on the cab roof or body number panel

Upper sides of body:

Horizontal lettering of size and font to be determined at pre-construction or mid-point inspection. The lettering will fit in between the two red LEDs on the upper Zone B and D sides.

- Large lettering “ORANGE COUNTY FIRE”
    - Font – Gothic725 Blk BT
    - Letter Height; TBD based on body space available; Gold Reflective overlaid on Black Glossy (will leave a .125 outline around the Gold)
    - Total width TBD based on upper body space available between surface mounted lighting

Vinyl to be used – NO EXCEPTIONS

- Black Gloss Non-Reflective – Oracle 751CG-070
- Black Matte Non-Reflective – Oracle 751CM-070
- White Reflective Nikkalite T1500
- Red Reflective Nikkalite T1502
- Gold Reflective Nikkalite Gold #4 Special Order

CAB PAINT BREAK STRIPING

There shall be a 1/4" black separation stripe between the upper and lower paint lines of the cab.

Paint-break will be determined during Pre-Construction.

INSTALL CUSTOMER SUPPLIED DECALS

Factory installation of the purchaser supplied decals shall be provided as specified.

CAB AND BODY STRIPE

A 3M brand Scotchlite #680-10 reflective stripe shall be affixed to the perimeter of the vehicle. Striping shall conform to the applicable NFPA requirements. A 45° angle transition (hockey stick) will be provided on the body side stripes.

The stripe shall be white in color with a 1/4” black border that surrounds the entire white stripe (a 6” reflective white overlay on 6½” black). Black tape pin-striping or silk-screened pin-stripes will not be accepted.

COLOR OF STRIPING MATERIAL

The color of the 3M brand striping material shall be white.

CHEVRON STRIPING

The entire rear portion of the body shall have **OraLite V98** reflective red and yellow striping installed. The chevron style striping shall be applied at a 45-degree upward angle pointing towards the center upper portion of the rear panel.

INTERIOR CAB DOOR CHEVRON

Reflective striping shall be installed on the interior of each chassis door. The lower portion of the doors shall have a **Ora-lite V98** red and amber chevron striping applied to it. The striping shall be a minimum of 96 square inches per door. No Exception.

A reflective stripe shall also be applied on the vertical outer edge of each cab door.

YELLOW SAFETY TAPE - STANDING & WALKING SURFACES

The apparatus shall be NFPA standard 15.7.1.6 designating any horizontal standing or walking surface higher than 48-in (1220 mm) from the ground and not guarded by railing or structure at least 12-in (300 mm) high shall have at least a 1-in (25 mm) wide safety yellow line delineation that contrasts with the background to mark the outside perimeter of the designated standing or walking surface area, excluding steps and ladders.

WHEEL CHOCKS WITH MOUNTS

A pair of Zico Model SAC-44 Quic-Chok folding wheel chocks shall be provided and mounted under the apparatus body with model SQCH-44H horizontal mounting brackets.

COMBINATION LADDER

One (1) **Duo Safety Model 35-B, 7/14** foot combination aluminum ladder shall be provided on the apparatus. The ladder shall meet or exceed all the latest NFPA Standards.

EMERGENCY ROAD KIT

One (1) DOT emergency kit shall be provided with the completed apparatus and shall include a 2.5 ABC fire extinguisher and three reflective triangles.

DEALER SUPPLIED EQUIPMENT

The following items shall be supplied by the Dealer:

- Plymovent magnetic exhaust removal adapter
- One (1) SETCOM intercom system, drop-shipped to OCFA for installation after delivery
    - Quote #RVB-897132

FLAG POLE

A Flagspring brand, 52" flexible flag pole and mount, model #PB-52 will be installed in the open storage (dunnage) area. The mount will be installed to the rear side of the dunnage area centered in the middle of the apparatus.

Flag pole and mount available from flagspring.com 714-728-3690.

Orange County Fire Authority

Heavy Rescue Vehicle
RFP JA2440

Chassis
Proposal Specification

September 2020

NFPA 2016 STANDARDS

This unit shall comply with the NFPA standards effective January 1, 2016.

Certification of slip resistance of all stepping, standing and walking surfaces shall be supplied with delivery of the apparatus.

A plate that is highly visible to the driver while seated shall be provided which states the overall height, length, and gross vehicle weight rating.

The manufacturer shall have programs in place for training, proficiency testing and performance for any staff involved with certifications.

An official of the company shall designate, in writing, which is qualified to witness and certify test results.

PAINT WARRANTY FIVE YEAR

The PPG paint performance guarantee will cover the areas of the vehicle finished with the specified product for a period of FIVE (5) years beginning the day the vehicle is delivered to the purchaser.

The full apparatus chassis, manufactured and painted by Rosenbauer Motors, LLC, shall be covered for the following paint failures as outlined on the guarantee certificate:

- Peeling or delaminating of the topcoat and/or other layers of paint.
- Cracking or checking.
- Loss of gloss caused by cracking, checking, or hazing.
- Any paint failure caused by defective PPG Fleet Finishes, which are covered by this guarantee.

All guarantee exclusions, limitations, and methods of claims are covered in the full certificate provided to the original purchaser.

Note: Surety bond, if required, will cover standard one-year warranty period only and will not cover any extended warranties allowed by seller or other component manufacturers.

CAB STRUCTURE WARRANTY

The cab structure shall be warranted for a period of ten (10) years with the complete detail of the warranty outlined in a document provided upon request.

TRANSMISSION WARRANTY

The Allison EVS transmission shall be warranted for a period of five (5) years with the complete detail of the warranty outlined in a document provided upon request.

ENGINE WARRANTY

The Cummins engine shall be warranted for a period of five (5) years or 100,000 miles, whichever comes first, with the complete detail of the warranty outlined in a document provided upon request.

FRAME WARRANTY

The frame and cross members shall carry a lifetime warranty with the complete detail of the warranty outlined in a document provided upon request.

FRONT AXLE WARRANTY

The front axle shall be warranted by Hendrickson for five (5) years or 500,000 miles, whichever comes first, under the general service application.

REAR AXLE WARRANTY

The rear axle(s) shall be warranted by Meritor for five (5) years with unlimited miles under the general service application.

CAB AND CHASSIS WARRANTY

The cab and chassis shall carry a twelve (12) month warranty providing limited parts and labor from the date the complete apparatus is delivered to the end user. The complete detail of the warranty shall be outlined in a document provided upon request.

STATIC LOAD SEAT TEST INFORMATION

This model of seat shall have successfully completed the static load tests set forth by FMVSS 207/210. This testing shall include a simultaneous forward load of 3000 pounds each on the lap and shoulder belts and twenty (20) times the weight through the center of gravity. This model of seat installed in the cab model, as specified, shall have successfully completed the dynamic sled testing using FMVSS 208 as a guide with the following accommodations. In order to reflect the larger size outfitted firefighters, the test dummy used shall be a 95th percentile hybrid III male weighing 225 pounds rather than the 50th percentile male dummy weighing 165 pounds as referenced in FMVSS 208.

The materials used in construction of the seat shall also have successfully completed testing with regard to the flammability of materials used in the occupant compartments of motor vehicles as

outlined in FMVSS 302, of which dictates the allowable burning rate of materials in the occupant compartments of motor vehicles.

CAB TEST INFORMATION

The cab as built shall have successfully completed the pre-load side impact, static roof load application and frontal impact without encroachment to the occupant survival space when tested in accordance with Section 4 of SAE J2420 COE Frontal Strength Evaluation Dynamic Loading Heavy Trucks, Section 5 of SAE J2422 Cab Roof Strength Evaluation Quasi –Static Loading Heavy Trucks and ECE R29 Uniform Provisions Concerning the Approval of Vehicles with regard to the Protection of the Occupants of the Cab of a Commercial Vehicles Annex 3 Paragraph 5.

The above tests shall have been witnessed by and attested to by an independent third party. The test results shall have been recorded using cameras, high speed imagers, accelerometers and strain gauges.

Documentation of the testing shall be provided upon request.

CAB INTEGRITY CERTIFICATION

The manufacturer shall provide a cab crash test certification with this proposal including SAE J2422 Cab Roof Strength Evaluation - Quasi-Static Loading for Heavy Trucks and SAE J2420 COE Frontal Strength Evaluation - Dynamic Load for Heavy Trucks.

CAB TEST INFORMATION

Roof Crush

The cab shall be subjected to a roof crush test of 120,000-pounds exceeding the requirements of ECE 29 criteria. The 120,000-pound requirement is important to ensure to most structurally sound and safe cab in the event of a crash or roll over.

Side Impact

The cab shall be subjected to dynamic moving barrier slammed into the side of the cab at 7.5 mph, striking with an impact of 15,157-foot pounds of energy. This test will closely represent the forces a cab would incur in a rollover incident.

Frontal Impact

The cab shall withstand a frontal force produced from a moving barrier slammed into the front of the cab traveling at 10.5 mph, striking with an impact of 42,587-foot pounds of energy.

The same cab shall withstand all tests without any measurable intrusion into the survival space of the occupant area.

OPERATION AND PARTS LIST MANUALS

Each cab and chassis shall include two (2) electronic copies of the operation manuals and parts listings. The manuals shall include information specific to the components included on the apparatus.

ENGINE AND TRANSMISSION MANUALS

One (1) paper copy of the specific engine and transmission manuals shall accompany each cab and chassis.

AS BUILT WIRING DIAGRAMS

Each cab and chassis shall include two (2) digital copies of the wiring schematics and component wiring. The wiring schematics shall be developed on a software program such as VeSys Design or equal that provides continuity in files and diagram. The software shall allow you to trace through the design schematics to identify cross referenced items such as in-line connectors and wires. The software shall be interactive which allows you to view one electrical assembly drawing, click on a wire routing and the program will take you to the related circuit assembly or termination point. The software shall also provide a searchable function allowing you to view multiple diagrams using readily available pdf viewers. The digital copy of the wiring schematics shall be compatible with hand held devices such as I-Pads.

USB STORAGE

For ease of service the chassis shall come with an on-board USB flash drive. The flash drive shall have a minimum of 8 GB of storage capacity; and shall be located behind the access panel on the driver side kick panel, next to the data port for the engine.
The following items shall be stored on the Flash Drive. No Exception.

- As built wiring diagrams
- Plumbing diagram
- Chassis, body and aerial manuals

The USB shall be accessible through a 3 foot (3') USB-A to USB-B cable.

ROAD SAFETY KIT

One (1) 2-1/2# ABC DOT Approved fire extinguisher shall be provided. The fire extinguisher shall be shipped loose with the chassis.

One (1) set of DOT approved hazard triangles shall be supplied with the chassis. They shall be stored in a plastic case and shipped loose with the chassis.

One (1) first aid kit
Additional Crossmembers RSD bodies

CAB CUSTOM STYLE

The cab shall be a custom, cab over engine style, with the driver and officer positions ahead of the engine and front axle. The cab shall be specifically designed and manufactured for the fire service industry.

The cab shall be designed by manufacturer's Engineering to meet the unique, Heavy-duty construction specifications. The raw cab will be fabricated to meet the exacting demand of the fire industry and shall be manufactured by a company with no less than 50 years of experience in building custom cabs. All aspects of the cab will be quality checked by manufacturer's personnel. All cab and chassis customization and assembly will take place on the manufacturers premises.
The cab shall be of a totally enclosed full tilt design, with the interior area completely open to improve visibility and verbal communication between the occupants. The cab shall be capable of tilting 45-degrees, allowing the chassis engine to be removed, if required, without tilting the cab beyond 45-degrees. No Exceptions.

The cab shall include a four (4)-point rubber isolated cab pivot and mounting system. The rear histic mounts shall be isolated from the chassis frame to reduce the transfer of road vibrations and frame torque into the cab, while providing superior handling characteristics. No solid mounted rear lock downs shall be acceptable. No Exceptions.

The front cab pivot assemblies shall be 1/2" A36 steel plate with a .31" thick 2-1/2" diameter tube cross member mechanically attached to the cab and frame. There shall be two (2) greaseable rubber isolated engineered bushings to reduce the transfer of road vibrations into the cab.

The cab shall be locked down by a two (2)-point automatic spring-loaded hook mechanism that actuates after the cab has been lowered.

The cab super-structure shall be designed with high strength 6061-T6 Aluminum extrusions and 3/16" 5052-H32 Aluminum plate. This shall include the "A", "B", "C" and "D" extruded pillars, triple wall front end reinforced by 3/16" thick x 2"x3" extrusion tubes, 3/16" side walls and rear wall. This shall offer superior occupant protection in the event of vehicle impact.

The extrusions shall provide adequate space for routing of wiring and hoses which will provide service accessibility. Routing of harnessing which requires pulling of wires through tubes will not be allowed. No Exceptions.

The "A" pillar shall be of a closed section, one-piece extrusion extending from the cab header to the bottom of the cab. This design shall ensure strength and superior resistance to buckling in the event of a frontal impact.

The cabs front corners shall be constructed of 5052-H32 stamped Aluminum to provide a consistent material composition. The stamping process alleviates the high tendency of fractures through the fusing of dissimilar metal composition as appears with a casting process.

Cast cab components, including cab corners, "A" pillars and front fascia components shall not be acceptable due to the high tendency of fractures. No Exceptions.

Additional cab strength shall be obtained through closed section, dual extrusions in the construction of the "D" pillars.

The front façade shall be constructed with dual wall .19” thick 5052-H32 Aluminum plates which make up the front bulkhead, reinforced by .19” thick 6061-T6 Aluminum extrusion (box-sections), though-out the inner and outer perimeter of the front end / façade. The reinforcing third wall / barrier is .13” thick 5052-H32 work hardened Aluminum façade panels. All panels shall be welded, no adhesive.

The cab side wall of the cab shall be 3/16” thick 5052-H32 Aluminum plate. The cab side plate shall wrap the corner of the cab b pillar and slam post. The cab rear wall plates shall be reinforced with a minimum of two (2) 3/16 x 3” Aluminum sections; the cab side reinforcements shall be a minimum of 28” apart and span from the cab B pillar and cab C pillar.

The rear wall of the cab shall be 3/16” thick 5052-H32 Aluminum plate. The rear cab plate shall wrap the corner of the cab and attach to the cab D pillar and slam post. The cab rear wall plates shall be reinforced with four horizontal and dual vertical support sections; the dual vertical support structure shall consist of 1/8” thick x 2” 6061-T6 Aluminum tubes and the horizontal hat sections shall consist of 1/8” thick x 4” 5052-H32 Aluminum. The dual vertical support sections shall be 40” a-part, and the cab shall contain a minimum of four (4) 4” hat section horizontal supports.

Additionally, the rear edge of the floor shall include a 3/16” 6061-T6 Aluminum tube extrusion (under the floor) and a 7” 5052-H32 Aluminum cab floor support section (above the floor)

The outside cab width shall measure 99” across. The interior cab shall have a width of 93".

The cab length shall measure 77.3” from the center of the front axle to the front cab skin and 60” from center of the front axle to the back of the cab, for a total cab length of 137.3”.

The cab shall also feature ample driver and officer foot room, a total of 3.7 square feet for the driver and 4.45 square feet of floor space at the officer’s feet. (No exceptions)

The crew floor shall feature a complete flat floor design, including provisions for a one o'clock PTO inclusion, while still offering an uninterrupted 25 total square feet of space.

The leading edge of the cab floor from the steps shall meet NFPA 15.7.4 slip resistance requirements on both the front and rear cab doors. No Exceptions.

The cab shall meet or exceed cab impact test (SAE J-2420, cab rollover test (SAE J2422), and cab seating requirements (FMVSS 210, and FMVSS 208).

The cab shall include 4 doors. They shall have a front two (2) cab doors shall have a minimum clear opening of 42.5" wide by 81” high measured from the top of the lower cab step to the top of the door opening.; and the rear two (2) crew doors shall be a minimum clear door opening of 38.5" wide by 104.5” high measured from the top of the lower cab step to the top of the door opening. The length of the door will vary depending on door type.

ROOF STYLE - 24" RAISED

The cab roof design shall incorporate an angled front roof, transitioning into a rolled extrusion for a swept back design.

The roof height shall feature a 24" raise starting over the driver and officer positions and continuing back to the roof and rear wall joint. Raised roof designs that do not include a raised portion over the driver and officer positions will not be acceptable. No Exceptions.

The roof of the cab shall feature dual .25" thick interlocked structural member extrusions running the entire width of the cab defending against buckling in the event of a rollover.

The cab header shall feature dual 6061-T6 Aluminum extrusions which shall offer superior rigidity and strength.

The raised roof shall offer a crew head height area of 78-1/2” from the floor to the ceiling in the crew areas for optimum headroom.

The crew roof super structure shall include a reinforcement hat-section structure 1/8” thick 5052-H32 Aluminum bracing. The for-aft support braces will be 24” on center apart, the side to side support braces will stretch from cab side to cab side and centered between the dual 3/16” extruded and plate reinforced roll-cage section.

The forward cab roof section shall include a combination of 1/8” 6061-T6 extruded tube reinforcements and a hat-section structure 1/8” thick 5052-H32 Aluminum bracing. The bracing shall wrap the entire perimeter of the cab forward roof, and the condenser support structure.

The condenser support structure shall include 1/8” triple sections, supporting the outer perimeter and center of the condenser mounting pad.

Additionally, the entire roof super structure is reinforced by a .25” thick roof edge corner extrusion around the entire cab perimeter.

A drip rail shall be provided along the top radius of each cab side. The drip rails shall help prevent water from the cab roof running down the cab side.

DRIVER SIDE EMS COMPARTMENT

The driver side of the cab shall feature a compartment which is designed for housing emergency medical equipment. The compartment shall be located immediately behind the driver's seat and the interior shall measure 23"wide x 26" tall x 24" deep.

- The compartment shall feature an opening on the exterior and/or interior of the cab.
- The compartment shall have a minimum of 8 cubic feet of storage. No Exceptions

DRIVER SIDE EMS COMPARTMENT – Exterior Hinged Door

The EMS compartment shall feature:

- A hinged box pan style exterior compartment door
- A hidden, piano style Stainless-steel door hinge which shall be mounted inside the panel of the door prohibiting dirt and debris from becoming trapped in the hinge.
- A clear door opening of approximately 17.5" wide x approximately 25.5" tall
- The door shall open as far as possible without contacting the side of the cab or interfere with the opening or closing of the officer's door.
- The compartment floor shall be a sweep out design
  - **Stainless steel protection trim will be provided for both side and bottom edges of the compartment**
  -

EMS COMPARTMENT HANDLE

The EMS compartment handle shall be a die cast steel, chrome plated door handle.

EMS COMPARTMENT LOCKS

The door handle shall include an integral manual door lock, which may be unlocked from the exterior with a key.

DRIVER EMS COMPARTMENT INTERIOR FINISH

The interior of the driver side EMS compartment shall be finished with the same product and color as the cab coating.

DRIVER EMS CAB COMPARTMENT LIGHTING

The driver's side EMS compartment shall include one (1) 18" strip of LED lighting and shall be located in the inside front corner of the compartment near the door.

OFFICER SIDE EMS COMPARTMENT

The officer side of the cab shall feature a compartment which is designed for housing emergency medical equipment. The compartment shall be located immediately behind the officer's seat and the interior shall measure 18.5" wide x 26" tall x 23" deep.

- The compartment shall feature an opening on the exterior and/or interior of the cab.
- The compartment shall have a minimum of 6 cubic feet of storage. No Exceptions

OFFICER SIDE EMS COMPARTMENT – Exterior Hinged Door

The EMS compartment shall feature:

- A hinged box pan style exterior compartment door
- A hidden, piano style Stainless-steel door hinge which shall be mounted inside the panel of the door prohibiting dirt and debris from becoming trapped in the hinge.
- A clear door opening of approximately 14.5" wide x approximately 25.5" tall
- The door shall open as far as possible without contacting the side of the cab or interfere with the opening or closing of the officer's door.
- The compartment floor shall be a sweep out design
- **Stainless steel protection trim will be provided for both side and bottom edges of the compartment**
-

EMS COMPARTMENT HANDLE

The EMS compartment handle shall be a die cast steel, chrome plated door handle.

EMS COMPARTMENT LOCKS

The door handle shall include an integral manual door lock, which may be unlocked from the exterior with a key.

OFFICER EMS COMPARTMENT INTERIOR FINISH

The interior of the officer side EMS compartment shall be finished with the same product and color as the cab coating.

OFFICER EMS CAB COMPARTMENT LIGHTING

The officer's side EMS compartment shall include one (1) 18" strip of LED lighting and shall be located in the inside front corner of the compartment near the door.

CAB DOORS

The cab shall include a total of four (4) doors, two (2) forward and two (2) rear crew doors.

The forward cab doors shall be a minimum of 45" wide, and have a cab structure opening of 42.5" wide; and the rear crew doors shall be a minimum of 41" wide, and a cab structure opening of 38.5" wide to provide enhanced entry and egress of the cab.

Each cab door shall feature:

- Superior strength and rigidity from 3/16" closed section extruded door frames
- Damping inside each door for a solid feel and minimized reverberation when closed
- A rolled rubber bulb seal style gasket shall be utilized around the door ensuring a weather tight fit
- Integrated, mechanical door stop
- A full length, hidden piano style 10 gauge stainless steel door hinge with a 1/4" pin, which shall be mounted inside the panel of the door prohibiting dirt and debris from becoming trapped in the hinge
- An integrated one-piece inner door assembly that includes a glass track, mounting provisions for window regulator, door handle and door panel shall be utilized. The inner door assembly shall be easily removed with nut inserts. Self-tapping screws shall not be acceptable.

CAB STEPS

The cab steps shall meet NFPA 13-7.3 in size and slip resistance requirements.

The cab shall incorporate a two-step design at each door, with a first step height of approximately 22” from the ground. The leading edge of the first step shall be 5" further outboard than the second step to provide a staircase design for safer egress.

The front cab first step shall measure a minimum of 33" wide x 10" deep. The front cab intermediate step shall measure a minimum 31" wide x 8" deep.

The crew cab first step shall measure a minimum of 26" wide x 10" deep. The crew cab intermediate step shall measure a minimum 28" wide x 9" deep.

The top crew step shall incorporate an angle approximately midway from the rear wall to the crew door hinge extending out the flooring under the rear facing outer seat positions, offering foot placement for safety while seated in this position.

CAB STEP TRIM

The cab steps shall include a .80 gauge stainless steel construction on the first step, the step closest to the ground. The stainless steel finish shall be a number 7 mirror. The step shall include a frame which is integral with the construction of the cab for rigidity and strength. The Round Hole pattern shall allow water and other debris to flow through rather than becoming packed under the step. The middle step shall be integral with the cab in construction and shall be trimmed in 3003-H22 embossed aluminum tread plate which is 0.100" thick.

BARRIER FREE DOORS

The cab doors shall be "barrier free" style, meaning the door shall be constructed to cover the entry down to the intermediate step, leaving the bottom step open. Each door shall provide approximately 33" of clearance from the ground to the bottom of the door so the door may be opened without stopping due to guard rails along highways.
The lower step well of the cab shall be painted job to match the lower primary color of the cab.

CAB STEP TRIM KICKPLATE

The cab step risers at all doors, the vertical section of all steps, shall include an aluminum tread plate finish.

DOOR HANDLES

The exterior door handles shall be constructed of die-cast steel and chrome plated for a pleasing appearance. They shall feature a vertically oriented heavy duty pull style handles which are extended out and suitable for easy grasping with a gloved hand.

The interior door handle shall be a paddle style which shall be chrome in color. The paddle shall be hinged towards the rear of the cab.
Each door latch shall feature a military grade aligning dove tail guide striker assembly for precision door closure which prevents sagging throughout the life of the vehicle. No exceptions.

CAB DOOR LOCKS

All cab doors shall include power and manual door locks with keys. The door lock shall include a manual toggle and shall be an integral part of the interior door handle which is red in color. The exterior door lock is integral with the door latch. The cab doors may be unlocked from the exterior with a key or through a thumb turn from inside the cab.

POWER DOOR LOCK OPERATION

Each powered door lock shall be activated by a switch on the Driver and Officer interior front grab handle; which shall control all of the powered cab entry door locks.

POWER DOOR LOCK ACTIVATION

The power entry door locks shall include an electronic door lock system which shall include a switch on the inside of each front cab door and two external keypads. The external key pads shall be located near the driver's side front door and near the officer's front door.

The power entry door locks shall include two key fobs for activation of the power door locks.

INTERIOR CAB DOORS

All cab doors shall consist of a one-piece formed and stamped brushed stainless steel interior panel. The panel shall include a formed collar around the interior door latch. The door panels shall be attached to the door with nutserts. ABS material shall not be acceptable. No Exceptions.

INTERIOR FRONT DOOR PULL

The interior driver and officer cab doors shall each include one (1) customized cast Aluminum single piece door grab pull designed specifically for the fire service.

The single piece door pull shall have a curved designed in an "L" formation to provide multiple points for grasping with a gloved hand. The horizontal dimension shall be a minimum of 28" and the vertical dimension shall be a minimum of 20". The door pulls shall have an ergonomic curve making them easier to grasp when entering and exiting the cab. No Exceptions.

The door pull shall feature secure mounting in three separate locations of the pull utilizing Stainless-steel fasteners with nut inserts in each location. Self-tapping screws or other mounting techniques shall not be allowed for interior door pulls or grab handles.

Each handle shall be constructed of A356 Aluminum casting and shall feature a black powder coated finish.

INTERIOR GRAB HANDLE REAR DOOR

A black powder coated cast Aluminum grab handle shall be provided on the inside of each rear crew door. The handle shall extend horizontally the width of the window just above the windowsill. The handle shall assist with entry and egress from the crew area of the vehicle.

The interior driver and officer rear cab crew doors shall include one (1) customized cast Aluminum single piece door grab pull designed specifically for the fire service.

The door pull shall have an ergonomic curve making them easier to grasp when entering and exiting the cab. No Exceptions.

The door pull shall feature secure mounting with Stainless-steel fasteners with nut inserts in each location. Self-tapping screws or other mounting techniques shall not be allowed for interior door pulls or grab handles.

Each handle shall be constructed of A356 Aluminum casting and shall feature a black powder coated finish.

GRAB HANDLES "A" PILLAR

There shall be two (2) additional molded 9.00” rubberized grab handle shall be installed inside the front cab doors. The handles shall be located one on the Driver’s side A Pillar and one on the officer's side on the A Pillar.

WINDSHIELD

A one (1)-piece, safety glass full width windshield with more than 3,228 square inches of area will be provided. No Exceptions.

The windshield shall feature:

- A completely uninterrupted view from both the driver and officer positions
- The windshield will consist of three (3) layers; the outer layer, the middle safety laminate, and the inner layer. The .114" thick outer light layer will provide superior chip resistance. The middle safety laminate layer will prevent the windshield glass pieces from detaching in the event of breakage.
- Economical replacement readily available from auto glass supplier
- Easily removable for replacement using standard automotive techniques
- A frit band will be provided along with an outer trim seal on the outside perimeter of the windshield for a finished automotive appearance.
-

WINDSHIELD WIPER SYSTEM

A single windshield wiper system shall be incorporated in conformance with FMVSS and SAE requirements. Two (2) 22" windshield wiper arms shall be mounted below the windshield. Each arm shall include a 26" long wiper to provide optimum windshield clearing.

The windshield wiper fluid reservoir can be filled without raising the cab.

WINDSHIELD WIPER ACTIVATION

The windshield wipers shall be activated through a switch on the driver's panel, with intermittent control.

POWER WINDOW - DRIVER'S DOOR

The driver's door shall include a window which measures a minimum of 23.5" wide x 29" high, measured from the midpoints left to right and top to bottom. The window shall have a minimum clear viewing area of 681 square inches. The glass shall include a standard automotive tint and through a powered operation shall completely roll into the door housing.

The window shall be trimmed in a black anodized aluminum ring and rubber seal to prevent water from entering the cab when closed.

POWER WINDOW SWITCHES

The Driver shall have switches for each of the cab door windows. The powered windows of the officer door, and each respective crew door, shall be activated by a switch on the respective door. The switches for the driver and officer door windows shall be located in a customized door grab handle. No Exception

POWER WINDOW - OFFICER'S DOOR

The officer's door shall include a window which measures a minimum of 23.5" wide x 29" high, measured from the midpoints left to right and top to bottom. The window shall have a minimum clear viewing area of 681 square inches. The glass shall include a standard automotive tint and through a powered operation shall completely roll into the door housing.

The window shall be trimmed in a black anodized aluminum ring and rubber seal to prevent water from entering the cab when closed.

REAR DRIVER SIDE WINDOW

The rear driver's side door shall include a window which is 22.5" wide x 27" high, measured from the midpoints left to right and top to bottom. The window shall have a minimum clear viewing area of 607 square inches. The glass shall include a 50% dark tint which will block 50% of light coming through the glass and through power actuation shall roll completely into the door housing. The power window shall be activated through a switch located on the top of the door panel.

REAR OFFICER SIDE WINDOW

The rear officer's side crew door shall include a window measuring 22.5" wide x 27" high, measured from the midpoints left to right and top to bottom. The window shall have a minimum clear viewing area of 607 square inches. The glass shall include a 50% dark tint which will block 50% of light coming through the glass and through powered actuation shall roll completely into the door housing. The power window shall be activated through a switch located on the top of the door panel.

CAB INTERIOR AND TRIM

CAB INSULATION

The cab shall be insulated from road and vehicle resonance, exterior sound and thermal intrusion. The cab insulation system shall be comprised of three separate components each designed to assure optimal thermal and acoustic properties are achieved. Two layers of insulation material shall be utilized.

A minimum of .8” of SCbond Polyurethane Foam insulation shall be applied as an additional insulation between the cab skin and all interior ceiling surfaces. The insulation shall have a density of 10 lb/ft3 +/-.5 providing better thermal properties and acoustic reduction properties.

A layer of 1/8” barrier bubble film laminated between two layers of reflective metalized film shall be provided in the roof to minimize the effects of radiant heat. The barrier shall be mold and mildew resistant and have a Class A/Class 1 fire rating. The barrier shall have a minimum of a R-5.6 rating. No Exception

The interior cab insulation system shall meet NFPA 1901 14.1.6 standards and ensure that no seated position within the cab exceeds 90dB. This decibel rating shall be measured with the apparatus traveling 45 mph with climate control settings off.

All insulation used in the construction of the cab shall be marine grade featuring longevity and resistance to degradation.

The interior of the cab including the rear wall, side walls and ceiling panels shall be insulated.

Use of open cell material as the primary insulation will not be acceptable. No exceptions.

ENGINE TUNNEL INSULATION

The engine tunnel shall include an insulated barrier from noise on the underside of each tunnel surface. This barrier shall be engineered for surrounding engines.

The insulation barrier shall provide an acceptable decibel level within the cab meeting or exceeding the recommendations of NFPA 1901.

The thickness of the engine tunnel insulation shall be 1" thick. The insulating material shall be open cell polyether based foam with a textured surface, specifically designed for acoustic absorption.

Use of aluminized faced material on the engine tunnel shall not be acceptable. No exceptions.

The engine tunnel insulation shall be precisely cut and sealed to fit each segment on the underside of the tunnel surface. The insulation shall then be affixed by a pressure sensitive adhesive.

The insulation shall meet or exceed FMVSS 302 flammability testing.

INSULATION FASTENING PINS

The insulation shall be affixed with welded in fastening pins.

CAB UNDERBODY INSULATION

The underside of the cab shall include at a minimum of 1" of a uni-seal Cab-Foam insulation offering reducing vibration noise and thermal effect to the interior of the cab.

INSULATION FASTENING PINS

The insulation shall be affixed with welded in fastening pins.

DAMPING INSULATION

The entire cab, including the ceiling and walls shall include additional insulation reducing structure borne noise from vibration, impact and resonance within the cab.

INTERIOR TRIM MATERIAL

The interior trim shall feature a 31 oz. marine grade vinyl which features a tensile strength of ASTM D751 of excellent, tear strength meeting the Federal standard 191-5134 of excellent and shall be oil resistant passing the CID-A-A-2950A requirement for no permeation.

Due to the excellent qualities of the marine grade vinyl material, no other type of interior trim shall be acceptable. No Exceptions.

The soft trim vinyl shall feature mildew resistance passing ASTM G21-90 and shall be rated to -25 degrees Fahrenheit.

The vinyl shall be flame retardant meeting California Fire Code 117, UFAC Class 1, and BIFMA Class 1 and shall have a high resistance to abrasion.

The interior of the cab including the ceiling panels shall feature this soft trim and shall be gray in color.

REAR WALL INTERIOR MATERIAL

The rear wall of the cab shall be covered in **brushed stainless steel** for durability and appearance.

THROTTLE AND BRAKE PEDALS

The apparatus shall have suspended throttle and brake pedals.

FLOOR MAT

The interior flooring of the cab shall be covered with an advanced black multi-layer acoustic dampening mat. The floor matting shall be an open/closed cell, flexible polyurethane polyamide material with frictional dampening and dissipation properties. The mat shall be a fire and skid resistant non-wicking material.

INTERIOR FLOOR COVERING

The floor of the cab underneath the driver and officer seats and extending towards the fire wall of the cab shall be covered in aluminum tread plate.

INTERIOR FLOOR COVERING

The floor of the cab underneath the entire crew area and extending towards the rear wall of the cab shall be covered in aluminum tread plate.

SUN VISORS

The driver and officer seats shall feature a sun visor mounted in the header over each seating position. The sun visors shall be padded and trimmed in black vinyl.

INTERIOR CAB FINISH

The interior cab shall be finished in a high performance Amershield coating including the interior A, B, C and D pillars, all occupant seat frames and any surrounding surfaces extending to the ball seal around each door. This type of coating shall feature:

- Durability, scratch, chemical and abrasion resistance
- Consistent, even coverage and a uniform texture

- Resistance from fading from exposure to UV light
- Gray in color
-

ENGINE TUNNEL

The distance from the back of the tunnel to the interior wall shall be 46" measured at floor level and 52" at top of engine tunnel. No Exception.

ENGINE TUNNEL

The engine tunnel shall be constructed of aluminum offering superior durability in addition to thermal and acoustic resistance.

The engine tunnel shall feature:

- A low-profile design measuring approximately 46.5" wide and 21.5" in height from the crew floor shall offer optimum visibility of the windshield and cab interior from any seated position. No Exception.

- The engine tunnel at the driver's position shall be a tapered design, featuring 24" clear width at floor level, first taper shall start 16.5" from floor level and taper inward for a clear width of 26" and the final taper shall start at 21" from floor level and taper inward for a clear width of 33".

- The engine tunnel at the officer's position shall be a tapered design, featuring 23" clear width at floor level, first taper shall start 16.5" from floor level and taper inward for a clear width of 22.5" and the final taper shall start at 21" from floor level and taper inward for a clear width of 31.5".

- The design shall offer a minimum of 30" for the driver and 28.5" for the officer as measured from the inside door pan to the top edge of the tunnel. The dimension measured at the "H" (hip) point, with the seat in the lowest position, shall be a minimum of 28.5" for the driver and 27" for the officer. No Exception.

- Recessed sections for ease of mounting equipment at the rear of the tunnel or for compartments and bases which can be used for installing Fire/EMS equipment and components such as hand- held radios.

CAB DASH

The cab dash shall offer heavy duty, durable construction from formed aluminum. The cab dash shall be finished with an advanced polyurethane coating for a rugged finish.

The polyurethane finish shall provide a tough, flexible, impact-absorbing, chemical & abrasion-resistant, even-textured and skid-resistant surface. The polyurethane finish shall offer durability and scratch resistance even against today's advanced firefighting turnout materials with consistent, even coverage and a uniform texture. The polyurethane coating finish shall resist fading from UV light.
This construction shall allow for a clean, seamless dash area that shall reduce unnecessary joining of cab dash components. This design allows for the following features:

- Optimal heating and cooling of cab occupants, HVAC louvers shall be integrated into the gauge panel with a total of four (4) louvers; two louvers pointing at the driver and two louvers pointing at the officer.

- For improved safety cab switches and controls shall be ergonomically located within easy reach of the driver when in the seated position with seatbelts fastened. This design will reduce driver distraction and increase safety by putting frequently accessed driver controls within easy reach to allow the driver more time to focus on the road.

- The officer side cab dash shall house the two HVAC louvers on the officer side. This panel will also provide ergonomically located switches and controls for the officer. All controls shall be within easy reach while in the seated position with seatbelts fastened.

- Access panels on the top of the dash for both the driver and officer sides easing maintenance access to controls, components and gauge assemblies

- The driver side dash shall include gauges for primary air pressure, secondary air pressure, a Pacific Insight instrumentation gauge panel and the DEF gauge as standard

- The driver side dash shall also include two (2) lower panels to the left and right of the steering column for FMVSS switches such as the Off/Ignition and start switches and the park brake assembly

- The dash shall include a provision for switches to the right of the Driver

- The officer dash shall include a flat area for optional mounting cradles or brackets for a laptop computer, mobile data terminal, map compartment or clip board

The officer dash shall include a provision for switches to the left of the Officer

CAB DASH & ENGINE TUNNEL

The cab dash and the engine tunnel of the cab shall be coated with a amershield coating for a durable finish. The color shall be gray.

CUP HOLDER

Two (2) cup holders shall be provided. There shall be one mounted on both the driver and officer side and shall be in the forward outer portion on the upper portion of the dash.

INSTRUMENTATION PANEL

The instrumentation panel inlay shall be powder coat black.
CAB HEADER - HEAT AND AC
Cab Header / Heating and AC

CAB HEADER

The cab header shall offer Heavy-duty, durable construction using resin transfer molding (RTM) technology formed composite material. The composite material shall be .28" thick for improved resistance and military type strength.
RTM is a low pressure, closed molding process which offers a dimensionally accurate and high-quality surface finish composite molding, using liquid thermoset polymers reinforced with various forms of fiber reinforcements. The matrix selection of polymer and reinforcement dictates molding mechanical and surface finish performance.
ABS polymer construction shall not be acceptable. No Exceptions.
The cab header shall offer a finish of a polyurethane coating for a rugged design and finish. No Exceptions.
The polyurethane finish shall provide a tough, flexible, impact-absorbing, chemical & abrasion-resistant, even-textured and skid-resistant surface. The polyurethane finish shall offer durability and scratch resistance even against today's advanced firefighting turnout materials with consistent, even coverage and a uniform texture. The polyurethane coating finish shall resist fading from UV light.
The cab header shall also be purpose built for integration of Fire/EMS components and ease of maintenance with panels above both the driver and officer positions measuring 8" wide x 15"long for mounting radios, aerial controls and switches.

HVAC HEATING AND COOLING SYSTEMS

The interior cab climate control shall be comprised of a triple system that shall include a defroster, a cab and crew heater and air conditioner for a complete HVAC system. The air conditioning system shall be comprised of compressor, condenser, and a minimum of three (3) evaporators to provide consistent temperature control throughout the entire cab.

The system shall be rated as an Emergency Vehicle grade for the use in Fire and Rescue style vehicles and shall provide environmental air treatment in accordance with published SAE standards.

The HVAC system shall be tested and certified by the component manufacturer and a third-party independent certified testing laboratory, including all three systems. Documentation of test results shall be provided with the bid. No Exceptions.

The HVAC system shall be a total and complete system, and shall provide sufficient defrosting, heating and cooling to the entire cab. The HVAC system shall meet or exceed all specified items without the use of auxiliary heating and cooling systems.

DEFROSTING SYSTEM

The defrosting system shall feature:

- To provide maximum defrost and heating performance, a 30,000 BTU heater-defroster unit will be provided inside the cab.
- The defroster unit will be strategically located under the center forward portion of the instrument panel. For easy access, a removable cover will be installed over the defroster unit.
- Six (6) vents shall be located in the top forward portion of the dash for superior defrosting properties across the entire windshield.
- Defrost vents for the driver and officer windows.
- The system shall be capable of clearing 90 percent or more of the windshield in fifteen (15) minutes or less after a three (3) hour cold soak at 0 degrees Fahrenheit (-17.78 degrees Celsius).
- The system shall exceed Flash Fogging standards that are set forth in the SAE Heavy-duty Cab with Sleeper specifications. Documentation from a third-party testing facility shall be available upon request. No Exception.
- The defroster will include an integral aluminum frame air filter, high performance dual scroll blowers, and ducts designed to provide maximum defrosting capabilities for the one (1) piece windshield.

HEATING SYSTEM

The heating system shall feature:

- Delivery of a minimum of 82,000 BTU/hour of heat to the entire cab.

- Heat and air circulation shall be provided to the driver and officer foot area of the cab as standard through ducting in the foot well area of both positions. No Exception.

- Substantial air movement and heating provided to the driver and officer's position, Composite dash will have six (6) adjustable louvers, located in the dash, three (3) adjustable louvers directed at the driver and three (3) adjustable louvers directed at the officer and floor vents at the driver and officer. Aluminum dash will have (4) adjustable louvers, located in the dash, two (2) adjustable louvers directed at the driver and two (2) adjustable louvers directed at the officer and floor vents at the driver and officer.

- Dual overhead units, with five (5) adjustable louvers shall be mounted above the rear facing seat positions on the driver and officer side of the cab

- The heater shall be plumbed with a shut off valve at the engine, so that the coolant bypasses the heaters.

AIR CONDITIONING

***** See additional information in proposal that references the upgraded air-conditioning system that will be provided and far exceeds the performance listed below *****

The air conditioning system shall feature:

- One (1) evaporator shall be located under the center dash and Two (2) crew overhead evaporators located near the B-pillar on each side of the cab allowing for greater frontal visibility for the forward-facing crew seating and allowing for more interior mounting of accessories.

- A gravity condensation drain system shall be utilized. These drains shall remove all condensation from the evaporator units and direct it to the exterior of the chassis cab for optimal performance. Systems utilizing pumps to remove condensation, or gravity systems with poles or other obstructions located within the cab to route drains through shall not be acceptable. No Exceptions.

- Substantial air movement for optimum cooling shall be provided to the driver and officer positions, with six (6) adjustable louvers, located in the dash, three (3) adjustable louvers shall be directed at the driver and three (3) adjustable louvers shall be directed at the officer and floor vents at the driver and officer.

- The air condition system shall be capable of cooling the cab from outside ambient average temp of 104 degrees Fahrenheit (40 degrees Celsius) to an average inside cab temp of 71 degrees Fahrenheit (22 degrees Celsius) at no less than 50% humidity in 30 minutes with an engine RPM of 1250, after a two (2) hour heat soak. A certification document from the testing facility shall be available upon request. No Exception.

Proposals offering ceiling mounted evaporator units in the center of the cab above or on the engine tunnel shall not be accepted as this is a safety consideration due to the lack of visibility and communication within the cab.

CAB PAINT AIR CONDITIONING CONDENSER COVER

The air conditioning condenser cover shall be made out of aluminum and shall be painted to match the roof color. Plastic condenser covers will not be acceptable. No Exception.

HEATER HOSE

The heater hose inside the cab for the HVAC system shall be premium silicone hose.

In-line 1/4-turn shut-off valves shall be installed that allow the heater core to be isolated from the cooling system.

CONDENSER

The cab air conditioning system shall include one (1) low profile HE-condenser which shall be centered forward on the roof of the cab.

CAB CIRCULATION FANS MID

The cab shall be provided with two (2) individually switched 6.00 inch fans. The fans shall be installed in the crew area just behind the front doors. The multi-purpose fans can be used for air circulation or to help defog windows.

DEFROSTER FANS

The cab shall be provided with two (2) individually switched 6.00 inch fans. The fans shall be installed in the front of the cab in corner near the outer edges of the windshield. The multi-purpose fans can be used for air circulation or to help defog windows.

HEATING AND COOLING CONTROLS

The HVAC system shall be controlled through all available vistas, and the HVAC system for the crew area shall be controlled through a manual panel located in the crew area.

REAR CREW AREA CONTROLS –CENTERED OVERHEAD

The controls for the crew area heat shall be mounted overhead, centered between the rear facing seating position.

USSC Valor Seat Package

SEAT AND SEAT BELT COLOR

This seat in the cab shall be black in color with a red seat belt.

DRIVER SEAT

The driver seat shall be a USSC Valor "Magnus" G2A Series with an adjustable "R" seatback. The seat will have air-suspension that is manually controlled, ABTS (all belts to seat) and be upholstered in black Cordura with black top-stitching (in place of the standard red stitching).

SEAT BELT DUAL RETRACTOR

The seat shall be equipped with a red, integrated 3-point shoulder harness and lap belt and an emergency locking dual retractor built into the seat assembly with RiteHite™ Seat Belt customized fit Adjustment. The seat belt shall include a buckle latched switch. The seat belt shall include a rotating bezel guide at the upper shoulder point and shall be routed through the seat frame and covering to protect webbing.

SEAT BACK

The seat back shall incorporate a standard style headrest.

SEAT MOUNTING DRIVER

The driver's air seat shall be installed in an ergonomic position in relation to the cab dash.

SEAT MATERIAL

The seats shall include VALORTech XD Cordura 1000 Denier covering with black top-stitching in place of the standard red.

SEAT BACK LOGO

The seat back shall not have any logo.

OFFICER SEAT

The officer seat shall be a USSC Valor "Magnus" G2A Series with an adjustable "R" seatback. The seat will have air-suspension that is manually controlled, ABTS (all belts to seat) and be upholstered in black Cordura with black top-stitching (in place of the standard red stitching).

SEAT BELT DUAL RETRACTOR

The seat shall be equipped with a red, integrated 3-point shoulder harness and lap belt and an emergency locking dual retractor built into the seat assembly with RiteHite™ Seat Belt customized fit Adjustment. The seat belt shall include a buckle latched switch. The seat belt shall include a rotating bezel guide at the upper shoulder point and shall be routed through the seat frame and covering to protect webbing.

SEAT BACK

The seat back shall incorporate a standard style headrest.
Seat Mounting Officer Air - Valor

SEAT MATERIAL

The seats shall include VALORTech XD Cordura 1000 Denier covering with black top-stitching in place of the standard red.

SEAT BACK LOGO

The seat back shall not have any logo.

OFFICER'S SEAT BOX STORAGE COMPARTMENT

There shall be a storage area under the officer's seat. The compartment shall be 19.75 inches wide, 17.50 inches long, and 6.25 inches high. The access opening shall be 9.00 inches wide and 4.50 inches high.

FORWARD FACING SEATS, OUTBOARD

The outboard forward-facing crew flip seat(s) shall be a Valor fixed base ABTS LH seat. The seat(s) shall have a contoured and padded 90° flip seat cushion. The seat(s) shall be equipped with a red integrated 3-point shoulder harness with lap belt and DUAL automatic retractors and Ready Reach built into the seat assembly.

SEAT BELT DUAL RETRACTOR

The seat shall be equipped with a red, integrated 3-point shoulder harness and lap belt and an emergency locking dual retractor built into the seat assembly with RiteHite™ Seat Belt customized fit Adjustment. The seat belt shall include a buckle latched switch. The seat belt shall include a rotating bezel guide at the upper shoulder point and shall be routed through the seat frame and covering to protect webbing.

SEAT BACK

The seat back shall incorporate a standard style headrest.

SEAT MATERIAL

The seats shall include VALORTech XD Cordura 1000 Denier covering with black top-stitching.

SEAT BACK LOGO

The seat back shall not have any logo.

FORWARD FACING CENTER SEAT

The inboard forward-facing crew flip seat(s) shall be a Valor fixed base ABTS LH seat. The seat(s) shall have a contoured and padded 90° flip seat cushion. The seat(s) shall be equipped with a red integrated 3-point shoulder harness with lap belt and DUAL automatic retractors and Ready Reach built into the seat assembly.

SEAT BACK

The seat back shall incorporate a standard style headrest.

SEAT MOUNTING FORWARD FACING CENTER

The forward facing center seats shall be installed facing the front of the cab.

SEAT MATERIAL

The seats shall include VALORTech XD Cordura 1000 Denier covering with black top-stitching.

SEAT BACK LOGO

The seat back shall not have any logo.

SEAT FRAME FORWARD FACING ENCLOSED

The forward facing center seats shall include an enclosed seat box which is located and installed on the rear wall.
The seat frame shall be constructed of no less than 5052-H32 .19" thick aluminum plate.

SEAT FRAME FORWARD FACING ACCESS

The seat frame shall include a cutout in the center of the wall facing the tunnel for access. The cutout shall be a minimum of 7.5”h x 28”w.

SEAT FRAME FORWARD FACING ACCESS DOOR

The seat frame shall include a diamond plate door with a flush latch in the center of the wall facing the tunnel.

SEAT COMPARTMENT FINISH

The seat frame shall be finished to match the interior finish of the cab.

EXTERIOR GRAB HANDLES

One (1) 18" anti-slip exterior assist handle shall be mounted behind each of the cab doors. The grab handle shall be mounted on stanchions and constructed of aluminum and be 1.25" diameter with a knurled finish enabling non-slip assistance with a gloved hand and mounted on stanchions. The handles shall be mounted to the cab with nutserts. No Exception.

TRIM ROOF

The raised roof section of the cab shall be trimmed in tread plate which shall feature as reinforcement:

- .08" thick, 003-H22 bright aluminum embossed tread plate
- Stainless steel fasteners
- Silver silicone caulk around the perimeter of the tread plate and at each mounting
- *The treadplate overaly will have a rectangular "cutout" allowing unit identification numbers to be applied directly to the cab roof paint. This cutout will be setback four inches (4") from the angled raise of the roof and will measure 24" front to back and 48" wide.*

CAB FASCIA

The cab fascia shall offer a traditional, yet aggressive appearance, in its design and shall be constructed of work-hardened 5052-H32 aluminum. This design shall feature:

- A super structure which is fully welded to the cab, for a seamless and robust integration
- Thermoformed headlamp bezels, constructed of impact resistant, polycarbonate composite which is vacuum metalized to eliminate pealing and bubbling of a chrome type film or plating

- Traditional style headlight bezels with 4 x 6 high intensity headlights which shall add a classic look to the fascia while improving visibility

-

FRONT GRILLE

A prominent front grille shall punctuate the aggressive design of the cab with its outboard wing style warning light bezels and heavy framework. The front grille shall feature:

- Fabricated construction for superior strength and durability
- Stainless Steel mirror finish for a distinctive appearance
- Up to six (6) warning light locations along the mid bar for a variety of warning light combinations

LIGHT BEZEL

The front grille shall include wing light bezels. The bezels shall be constructed of a stainless material and shall be capable of holding two (2) 4" x 6" warning lights.

FRONT GRILLE INLAY

The front grille shall include a honeycomb inlay of steel, painted black, which shall provide air flow to through the grille and provide a sporty, muscular appearance to the front of the apparatus.

FLUID FILLS & CHECK

For ease of maintenance and access, the following fluid checks shall be located behind the tiltable and/or removable mesh panel:

- Engine Oil dipstick
- Engine Coolant Sight Glass
- Power Steering Fluid dipstick
- Windshield Washer Fluid

The following fluid fill shall be located behind the tiltable and/or removable mesh panel:

- Power Steering
- Windshield Washer

Proposals including access to fluid checks through the tunnel or by raising the cab shall not be considered.

LED HEADLIGHTS

A set of 4 FireTech 4X6 LED Headlights shall be provided. The kit shall consist of 2 fixtures which operate as SAE VOR "high/low" beams, and 2 fixtures which operate as SAE VO "high-only" beams. All 4 headlights shall have a SAE "P" parking lamp halo surrounding the driving beams, which shall be energized any time the vehicle park brake is set. Optically, on the high/low headlight, an articulated set of elliptical optics must be used to illuminate the foreground while operating in "low" beam mode. The lens of the high/low beam headlight shall be marked "DOT VOR SAE HL P 16." The lens of the high-only beam shall be marked "DOT VO SAE HL P 16." All circuits of the headlights shall be designed to operate from 9-32v DC.

All 4 fixtures must be manufactured such that the internal pressure of the headlight remains constant regardless of operating temperature. The housing shall be equipped with a mechanically fastened GORE PolyVent. Similar functioning vent materials affixed to the housing using adhesive shall not be acceptable for substitution.

The headlights shall be installed, wired, and aimed, in accordance with FMVSS108. The manufacturer of the headlights shall warrant the headlights against defects for the life of the apparatus.

The headlights shall be warranted against failure and condensation accumulation by Hiviz for the life of the apparatus.

DAYTIME RUNNING LIGHTS

The daytime running light feature shall include the headlights on low beam and the marker lights shall be illuminated and a wig-wag or alternating feature.

HEADLIGHT FLASHER

Deliberate operator selection of high beams will override the flashing function until low beams are again selected. Per NFPA, these clear flashing lights will also be disabled "On Scene" when the park brake is applied.

HEADLIGHT FLASHER SWITCH

The alternating high beam headlamp switch shall be located on the driver console.

HEADLIGHT LOCATION

The headlights shall be located on the front fascia in the lower buckets, on each side of the cab grille.

FRONT TURN SIGNALS

Two (2) Code 3 Series 65 LED front turn signal assemblies with arrow insert shall be included. Each turn signal shall be mounted in an attractive façade style bezel which is an integral part of the fascia.

TURN SIGNAL LOCATION

The turn signals shall be located on the front fascia in the upper wing locations, one each side of the cab grille.

SIDE MARKER LIGHTS

Two (2) Weldon amber LED round, side marker light assemblies shall be mounted on the side of the cab ahead of the driver door, adjacent to the front head lamp bezel.

FRONT MARKER LAMPS

The cab front shall include five (5) LED amber marker lamps above the windshield in accordance with the Department of Transportation requirements.

HEADLIGHT AND MARKER LIGHT ACTIVATION

The head light and marker lights shall be activated through a switch on the driver's panel.

CAB FENDERS

The cab wheel wells shall include full width, 14-gauge 304 polished, stainless-steel cab fenders to resist corrosion and enable easier cleaning maintenance. The inner liner, measuring 18" wide shall be constructed of plastic with an outer fenderette measuring 2.5" wide. The inner liner shall be installed with 410 stainless-steel hardware that has been coated with black zinc oxide.

FRONT MUD FLAPS

The cab and chassis shall be provided with rubber front mud flaps.

CAB TILT SYSTEM

The cab shall be a full tilt style. A hydraulic cab lift system shall be provided consisting of an electric powered hydraulic pump, dual lift cylinders, and necessary hoses and valves. The cab tilt shall be mounted on the right hand side of the chassis frame in front of the batteries below the frame. The mounting bracket shall be Hot Dipped Galvanized.

The dual lift cylinders shall lift the cab 45 degrees from a horizontal plane facilitating easy engine maintenance. The chassis engine shall be able to be removed if required without tilting the cab beyond 45-degrees.

The center line of the chassis cab tilt shall be a minimum of 76" from the center line of the front axle, providing a large corridor between the cab and front tire for maximum work space and accessibility to fan, fan belt, fan drive, air compressor, power steering pump, alternator and air filter.

The tilt angle shall allow access to the engine and area under the cab without contacting any components mounted to the gravel shield.

The cab shall include a four (4)-point rubber isolated cab pivot and mounting system. The rear histic mounts shall be isolated from the chassis frame to reduce the transfer of road vibrations and frame torque into the cab, while providing superior handling characteristics.

The front cab pivot assemblies shall be a 1/2" A36 steel plate with a .31" thick 2-1/2" diameter tube cross member mechanically attached to the cab and frame. There shall be two (2) greaseable rubber isolated engineered bushings to reduce the transfer of road vibrations into the cab.

The cab shall be locked down by a two (2)-point automatic spring-loaded hook mechanism that actuates after the cab has been lowered.

The cylinders shall include blocking valves (velocity fuses) which prevent motion when no control buttons are pushed. In the event of a hydraulic system failure, the valves shall retain the fluid in the cylinders.

A redundant mechanical stay arm shall automatically be engaged once the cab has been fully raised. Before lowering the cab, this device must be disengaged using the stay arm control located on the driver’s side rear of the cab, providing the operator protection from high engine exhaust temperatures. The stay arm shall be safety yellow for high visibility so that it is easy to see whether the arm is in place or not. No Exception

All mounting points shall be bolted directly to the frame rail.

The cab lift safety system shall be interlocked with the parking brake. The cab tilt mechanism shall be active only when the parking brake is set and the battery master switch is in the on position. If the parking brake is release, the cab tilt mechanism shall be disabled.

There shall be a manual pump incorporated in the event of a system failure to the cab tilt system.

A warning light shall illuminate in the cab instrument panel to indicate whenever the cab is not fully latched in the locked down position, and the parking break is release.

CAB TILT LIMIT SWITCH

An adjustable cab tilt limit switch shall be included with the cab tilt system. The switch shall effectively limit cab's travel to avoid impact with bumper mounted items, or station ceiling clearance, when being tilted.
There shall be a safety bar to hold the cab at the new adjusted height for additional safety.

CAB TILT LOCK DOWN INDICATOR

The cab dash shall include a message located within the dual air pressure gauge which shall alert the driver when the cab is unlocked and ajar. The alert message shall cease to be displayed when the cab is in the fully lowered position and the hold down hooks are secured and locked to the cab mounts.

In addition to the alert message an audible alarm shall sound when the cab is unlocked and ajar and the parking brake is released.

REARVIEW MIRRORS

Lang Mekra West Coast 300 Series AERO mirrors shall be provided and installed on each of the front cab doors. The mirrors shall be mounted via tubular stainless steel arms to provide a rigid mounting reducing mirror vibration.
The main head shall measure 8" wide x 15" high x 4.5" deep and shall include a 6.6"wide x 8.5" high x 4.5" deep convex mirror with a textured chrome finish. The flat mirror shall be motorized with remote horizontal and vertical adjustment. The mirrors shall also be heated. The convex mirrors shall be manually adjustable.
The mirrors shall also have a turn signal built into the convex, and there shall be a marker light on the back side of the mirror.

REARVIEW MIRROR REMOTE ACTIVATION

The driver's panel shall include activation for the rearview mirrors remote function. The driver panel shall also include a switch activating the mirrors to be heated.

CAB TWO TONE PAINT

The cab surface shall be thoroughly washed with grease cutting solvent (PPG DX330) prior to any sanding. The cab surface shall then be sanded and minor imperfections filled and sanded. The prepared surface shall then be washed again with (PPG DX330) to remove any contaminants from all surfaces to be painted.

The first coating to be applied shall be a pre-treat epoxy primer (.5 to 1.0 dry film build) for maximum adhesion to the body material. The next two to four coats shall be a polyurethane primer resurfacing agent (PPG F4936). The film build shall be 4-6 mils when dry. The primer coat, after appropriate dry time, shall be sanded with 320-600 grit sandpaper to ensure a maximum gloss finish. The last step shall be an application of at least three coats of PPG FDG polyurethane two-component color (single stage). The film build shall be 2-3 mils when dry. The single stage polyurethane shall provide a UV barrier to prevent fading and chalking.

The cab shall then be painted with the specific colors designated by the customer with a minimum thickness of 2.00 mils of finished paint, followed by a clear top coat not to exceed 2.00 mils.

A single, 1/4" black separation stripe will be provided between the upper and lower cab paint colors.

CAB PAINT UPPER

The upper or secondary cab color shall be PPG #8259 white.

CAB PAINT LOWER

The lower or primary cab color shall be PPG #71666 red.

CAB UNDERCOAT

The cab shall have an undercoat applied prior to the cab being set on the running gear. The under coat shall be a waterborne, one-component, air dry undercoat formulated to prevent chipping, cracking and marring of painted or unpainted surfaces after exposure to high impact sand, gravel or other abrasive materials. It shall also have high corrosion resistance.

PAINT SPRAY OUT

The customer shall be supplied with a paint spray out for customer approval prior to the cab being painted.

FRONT AXLE

The front axle beam shall be rated to carry 24,000 lbs. and consist of a fabricated box cross section construction with 100ksi plate and a continuous beam architecture to minimize stress

points for added durability. The box shaped cross section resists horizontal, vertical, and twisting forces more effectively than traditional I-beam axles while helping to reduce dynamic camber and toe changes therefore a traditional I-beam axle shall not be considered. The axle shall incorporate a removable kingpin feature for ease of kingpin serviceability. The knuckles shall allow for compatibility with disc brakes mounted at the 12 o'clock position and with drum brakes and allow for wheel cut up to 45 degrees. They shall also utilize premium kingpin bushings and seals to provide enhanced protection from the elements to improve bushing life.

The axle shall have a magnetic plug.

The axle shall be warrantied for five (5) years or five hundred thousand (500,000) miles whichever comes first. No Exception.

FRONT WHEEL BEARING LUBRICATION

The front axle wheel bearings shall be lubricated with oil. The oil level can be visually checked via clear inspection windows in the front axle hubs.

FRONT SUSPENSION

The suspension shall consist of multi-leaf parabolic springs with double wrapped front eye that are packaged within an integrated clamp group that allows for ease of OEM assembly on to the axle beam and reduced part count. The clamp group bolts are tightened on the top of the clamp group opposed to the traditional U-bolt on the bottom making it easier to access with a torque wrench for servicing. The spring shall also include a lower shock attachment with an upturned eye. The springs will contain threaded pin bushings to allow simplification of spring alignment as well as long service life and improved ride quality. The suspension and spring geometry will be optimized to provide improved bump steer and Ackermann. Two ZF Sachs twin-tube shocks shall be provided with the front suspension assembly. The shocks shall be specially developed for parabolic leaf springs with a digressive characteristic curve using a patented piston system. The shocks shall feature multi-stage piston and base valves. The combination of valves shall achieve the desired damping characteristics that are ideal for the application. The suspension shall be rated for a minimum of 24,000 lbs. No Exception.

POWER STEERING GEAR WITH ASSIST

The power steering gear shall be a TRW model TAS 85 and shall include the following:

- A balanced, hydraulic, positive displacement, sliding vane power steering pump which is gear driven from the engine

- One-piece, 2" diameter drag link for maintaining consistent wheel alignment resulting in less maintenance.

- The steering gear shall be mounted on a plane that is at a 9-degree angle in relationship to the center plane of the chassis. This mounting technique is designed to reduce the operating angle of input steering shafts. A more direct, responsive, and smoother handling vehicle will result from these unique design characteristics.

A certified torque and geometry study by TRW shall be available upon request.

CHASSIS ALIGNMENT

The chassis frame rails shall be measured to insure the length is correct and cross checked to make sure they run parallel and are square to each other. The front and rear axles shall be laser aligned. The front tires and wheels shall be aligned and toe-in set on the front tires by the apparatus manufacturer.

Alignment documentation shall be available upon request.

STEER TIRES

The steer tires shall be Goodyear 425 65R 22.5 20PR "L" tubeless radial G296 MSA Dura Seal mixed service tread.

The steer tires shall feature:

A stamped load capacity of 22,800 pounds per axle with a speed capacity of 68 miles per hour when properly inflated to 120 pounds per square inch and a 24,400 pound per axle intermittent service rating.

TIRE BALANCING

There shall be counter acting balancing beads used in all of the tires.

SPARE TIRE FRONT

The apparatus shall be delivered to include one (1) each spare tire for the front matching the brand, model and size as provided on the front axle.

TIRE BALANCING

There shall be counter acting balancing beads used in all of the tires.

FRONT WHEEL

The front wheels shall be Alcoa hub piloted, 22.50 inch X 12.25 inch polished aluminum wheels. The hub piloted mounting system shall provide easy installation and shall include two-piece flange nuts. The wheels shall feature one-piece forged strength and a polished finish that lasts.

SPARE FRONT WHEEL

The apparatus shall be delivered with one spare front wheel. The spare shall be an Alcoa hub piloted, 22.50 inch X 12.25 inch polished aluminum wheel. The hub piloted mounting system shall provide easy installation and shall include two-piece flange nuts. The wheel shall feature one-piece forged strength and a polished finish that lasts.

FRONT BRAKES

The front brakes shall be Meritor EX225 Disc Plus disc brakes with 17" vented rotors. The disc brakes shall be provided with visual wear indicators.

The front brakes shall include brake chambers supplied by Meritor and shall be approved per application.

STEERING COLUMN AND WHEEL

The cab shall include a Douglas Autotech steering column. The steering column shall feature an 18”, four (4) spoke steering wheel located at the driver’s position; a five (5) position tilt and 2.25” telescopic adjustment. The steering wheel shall be provided with a black vinyl cover with foam padding and a horn button, self-canceling turn signal switch, four-way hazard switch and headlamp dimmer switch. The steering column shall also incorporate a steering angle sensor.

The chassis shall include dual electric 12-volt horn with a minimum 110 decibels.

REAR AXLE

A Meritor RT-46-160 tandem driving axle shall be incorporated as the rear axle for the chassis. The axle shall feature:

- Rated capacity of 48,000 pounds
- Heavy duty Hypoid gearing for longer life, increased strength and quieter operation
- Industry-standard wheel ends for compatibility with both disc and drum brakes, and unitized oil seal technology to keep lubricant in and help prevent contaminant damage
- Rigid differential case for high axle strength and reduced maintenance
- Rugged Dependability
- Rectangular shaped, hot formed housing with a standard wall thickness at spring seat of .50” for extra strength and rigidity

- A magnetic plug
- 5-year warranty

REAR AXLE DIFFERENTIAL LUBRICATION

The rear axle differential shall be lubricated with oil.

REAR WHEEL BEARING LUBRICATION

The rear axle wheel bearings shall be lubricated with oil.

REAR SUSPENSION

The tandem rear axle shall feature a Hendrickson Firemaax™ air suspension. Each axle will be independently suspended for optimum performance. The suspension shall include four optimized air springs mounted to cast structural trailing arms, transverse cross beams for increased roll stability and four heavy duty shock absorbers. Dual air height control valves shall be installed on each axle to ensure equal frame height on both sides of the vehicle regardless of the load. Axle alignment is maintained using four eccentric bushings at each frame bracket.

The rear suspension capacity shall be rated at 40-48,000 pounds.

BRAKE SYSTEM

A rapid build-up air brake system shall be provided. The air brakes shall include a three (3) air tank, four (4) reservoir system with a minimum of 5852 cubic inch of air capacity. A floor mounted treadle valve shall be mounted inside the cab for graduated control of applying and releasing the brakes. The system shall include an anti-compounding feature. All air reservoirs provided on the chassis shall be labeled for identification.

The rear axle spring brakes shall automatically apply in any situation when the air pressure falls below 25 PSI and shall include a mechanical means for releasing the spring brakes when necessary. An audible alarm shall designate when the system air pressure is below 60 PSI.

A six (6) sensor, six (6) modulator Anti-lock Braking System (ABS) shall be installed on the front and tandem rear axles in order to prevent the brakes from locking or skidding while braking during hard stops or on icy or wet surfaces. This in turn shall allow the driver to maintain steering control under heavy braking and in most instances, shorten the braking distance. The electronic monitoring system shall incorporate diagonal circuitry which shall monitor wheel speed during braking through a sensor and tone ring on each wheel. A dash mounted ABS lamp shall be provided to notify the driver of a system malfunction. The ABS system shall automatically disengage the auxiliary braking system device when required. The speedometer screen shall be capable of reporting all active defaults using PID/SID and FMI standards.

Additional safety shall be accommodated through Automatic Traction Control (ATC) which shall be installed on the tandem rear axle. The ATC system shall apply the ABS when the drive wheels loose traction. The system shall scale the electronic engine throttle back to prevent wheel spin while accelerating on ice or wet surfaces.

The Electronic Stability Control (ESC) unit is a functional extension of the electronic braking system. It is able to detect any skidding of the vehicle about its vertical axis as well as any rollover tendency. The control unit comprises an angular-speed sensor that measures the vehicle's motion about the vertical axis, caused, for instance, by cornering or by skidding on a slippery road surface. An acceleration sensor measures the vehicle's lateral acceleration. The Controller Area Network (CAN) bus provides information on the steering angle. On the basis of lateral acceleration and steering angle, an integrated microcontroller calculates a theoretical angular speed for the stable vehicle condition.

The Meritor Wabco ABS and ESC system shall come with a three (3) year/300,000 mile parts and labor warranty.

REAR BRAKES

The rear brakes shall be Meritor EX225 Disc Plus disc brakes with 17.00 inch vented rotors. The disc brakes shall be provided with visual wear indicators.

The rear brakes shall include brake chambers supplied by Meritor and shall be approved per application.

REAR SHOCK ABSORBERS

Shock absorbers shall be supplied by the suspension manufacturer and installed on the rear axle suspension.

REAR AXLE DIFFERENTIAL CONTROL

The tandem axles shall include an inter-axle differential lock which shall allow both axles to be engaged as drive axles.

INTERAXLE DIFFERENTIAL LOCK CONTROL ACTIVATION

The inter-axle differential lock control shall be activated through a switch on the driver's panel.

REAR AXLE DIFFERENTIAL CONTROL

The rearward axle of the tandem axles shall include a driver controlled differential lock. This shall allow the main differential to be locked and unlocked when encountering poor road or highway conditions, where maximum traction is needed. The differential lock is to be engaged at approximately 1 mph and is not for use at speeds greater than 25 MPH.

The differential lock shall be controlled by a switch within easy reach of the driver. The light on the switch shall illuminate with positive engagement of the differential control.

REAR AXLE DIFF. CONTROL ACTIVATION

The rear axle driver controlled locking differential control shall be activated through a switch on the driver's panel.

AUTOMATIC LUBRICATION SYSTEM

SKF/Vogel Automatic Lubrication System shall be installed to provide automatic grease application, with recommended quantities per system interval cycle to the following lubrication points:

- Spring Pins and Spring Hanger Pins @ 0.06 CCM
- King Pins, Upper and Lower @ 0.04 CCM
- Steering Linkage @ 0.02 CCM
- Tie Rod Ends @ 0.02 CCM
- Brake S-Cams @ 0.01 CCM (Rockwell will not warrant application to caliper slide pins)
- Steering Assist Cylinder (If applicable) @ 0.02 CCM
- Drag Link @ 0.02 CCM
- Automatic Slack Adjusters @ 0.01 CCM
- Tilt Cab Lift Assembly (If applicable) @ 0.05 CCM

The lubrication system shall utilize the post lubrication principle and shall be powered by an electrically driven, 12V gear pump. The gear pump shall be top mounted to a reservoir assembly with a capacity of 2.716 lbs grease liters. The electronic control unit shall be connected through the ignition circuit, which shall provide power to the pump when the engine is running.

The electronic control module shall include system monitoring capabilities for the main line and operating cycle with a visual indicator for the vehicle operator, located in the overhead console. The control module shall have LED's and a system reset button to initiate a lube cycle for diagnostic purposes and/or reset the control module in the event a system fault has occurred. Upon fault, the system shall be inoperable until the problem has been corrected and the operator or technician has initiated a system reset.

The gear pump and reservoir shall be located in an accessible location.

(Grease points may vary depending on specific options)

REAR TIRES

The rear tires shall be Goodyear 11R 22.5 G751 MSA Duraseal "H" tubeless mixed service tread.

The rear tires shall feature:

A stamped load capacity of 24,020 pounds per axle with a speed capacity of 68 miles per hour when properly inflated to 120 pounds per square inch.

TIRE BALANCING

There shall be counter acting balancing beads used in all of the tires.

REAR WHEEL

The rear wheels shall be Alcoa hub piloted, heavy duty, 22.50 inch X 8.25 inch polished aluminum wheels. Each outer wheel shall have a polished aluminum finish on the exterior surface and each inner wheel shall have a machine finish. The hub piloted mounting system shall provide easy installation and shall include two-piece flange nuts.

VALVE STEM EXTENSION - TANDEM AXLE

To allow for easy checking and inflation of the rear inner tires shall be equipped with a multi-layer valve stem extension, the layers shall be as follows: starting from the inner to out layer, stainless steel metal core, air tube, stainless steel jacket, protective color.

VEHICLE TOP SPEED

The top speed of the vehicle shall be programmed at approximately 60 MPH +/-2 MPH at governed engine RPM.

AIR TANK BRACKETS & STRAPS

The air tank(s) shall be mounted to the frame rail with brackets that are hot dipped galvanized thereby creating a barrier and cathodic protection from corrosion, and eliminating the requirement for finish paint and the subsequent requirements for touch up paint and/or total repaint after a period of time due to nicks, chips and corrosion. Powder coated or painted air tank brackets shall not be accepted. No exception.
All of the air tank straps shall be plastic coated stainless-steel cable. No Exception.

PARK BRAKE

Upon application of the push-pull valve in the cab, the rear brakes will engage via mechanical spring force. This is accomplished by dual chamber rear brakes, satisfying the FMVSS parking brake requirements.

Park brake system shall include an anti-compounding feature.

PARK BRAKE CONTROL

A Meritor-Wabco manual hand control push-pull style valve shall operate the parking brake system. The control shall be yellow in color.

The parking brake actuation valve shall be mounted on the driver's side dash to the right of the steering column within easy reach of the driver.

AIR DRYER

The brake system shall include a **Haldex DA35200** air dryer. The system shall have an integrated purge volume and integrated governor.

The system shall have the following features:

- Replaceable spin on cartridge for simple maintenance
- Pressure relief safety valve
- Integrated with the air governor

MOISTURE EJECTORS

Manual pet-cock type drain valves shall be installed on all reservoirs of the air supply system.

AIR SUPPLY LINES

A dual air system plumbed with color coded reinforced nylon tubing air lines shall be installed on the chassis. The primary (rear) brake line shall be green, the secondary (front) brake line orange, the parking brake line yellow and the auxiliary (outlet) will be black; in accordance with SAE standards. No Exception.
Brass push-lock type fittings shall be used on the nylon tubing. All drop hoses shall include fiber reinforced neoprene covered hoses.

AIR HORN RESERVOIR

One (1) air tank, with a 1200 cubic inch reservoir, shall be installed on the chassis to act as a supply tank for operating air horns. The reservoir shall be isolated with a 90 PSI pressure protection valve on the reservoir supply side to prevent depletion of the air to the air brake system.

FRAME

The chassis frame shall consist of two (2) "C" style parallel rails, constructed of high strength low alloy and shall feature the following:

- A Stenx **MODEL 110XF** 10.19" high by 3.63" deep cold rolled steel frame or equivalent.
- .38" thick flange
- Inner channel measuring 9.31" high x 3.25" deep x .25" thick
- The 10.19" frame height shall be maintained throughout the entire length of the frame to allow for maximum storage capacity for the entire apparatus.
- If frame rails that are larger than those specified are to be utilized, the maximum height of each frame rail shall not exceed 10.25" at any point on the frame rail. This will ensure the lowest possible vehicle center of gravity allowing maximum stability as well as providing the lowest body height possible.
- Frame rail shall have a consistent frame web throughout the entire length.
- The entire frame rail design shall be manufactured in the United States of America and readily available on the aftermarket.
- Grade 8 Structural fasteners, Huck bolts shall not be acceptable. No Exception.
- The hardware used for the chassis shall be are to be corrosion resistant. The process shall be dip-spin-bake coated with two coats of zinc/aluminum metal flake coating in an inorganic binder. Coating one is to be zinc flake and coating two is to be aluminum flake. The zinc flakes sacrificially corrode to protect the base metal. The aluminum flakes prolong the life of the zinc. Salt fog test life, based on ASTM B117 on unassembled fasteners, is 1000 hours to red rust. The same test on assembled fasteners is 750 hours to red rust. The two step coating is RoHS compliant as it eliminates the hexavalent chromium used in the passivation of electroplated zinc coatings to create yellow zinc (zinc dichromate). The elimination of the zinc plating also greatly reduces the likelihood that hydrogen embrittlement will occur. Hydrogen embrittlement is a side effect of electroplating that reduces toughness and can lead to fracture. No Exception
- Manufacturer's lifetime warranty

The frame ratings shall be as follows:

- 110,000 PSI minimum yield strength high strength low alloy steel

- Minimum Resisting Bending Moment (RBM) of 2,810,000-inch pounds per rail

To avoid frame cracking and failure over time, the top flange of the frame adjacent to the engine installation shall have a tapered design. Notches for engine components shall not be accepted due to fatigue and the potential for cracking. No Exceptions

UNDER-FRAME REINFORCEMENT

An under slung frame reinforcement shall be installed below the frame rails in the transmission area to increase the vertical rigidity of the frame.

The under-frame reinforcement provides:

- Enhanced handling
- Improved ride quality
- Increase resistance to frame and cross member fatigue
- Enhanced vehicle stability providing improved safety to occupants

CROSS MEMBERS

There shall be a minimum of seven (7) steel plate cross members installed on the apparatus.

- 50,000 psi minimum yield strength steel plate cross members
- Manufacturer's lifetime warranty to match frame warranty. No Exceptions.
- Installed with one-piece cross member gusset to maximize vertical strength and minimize cross member flex
- Crossmembers can be inverted when required to allow for PTO drive line installation without the need for notching or modifying the cross members in anyway. No Exceptions.

FRONT FRAME EXTENSION

A single piece 80,000 PSI steel extension shall be installed on the front of the frame rails.

- Reduces frame flex which translates into improved vehicle handling and ride quality
- Designs using multiple piece, bolted together extensions will not be acceptable since they are prone to more flexing, possible frame failure and cab cracking
- Allows radiator to be removed through the bottom of the frame extension without tilting the chassis cab

- Minimizes damage to the chassis cab in the event of frontal impact accident
- Maintains structural integrity of the chassis frame rails while attaching bumper extensions of varying lengths
- Splayed or notched frame rails and/or extensions shall not be accepted
- Provides foundational strength and stability of the cab tilt system which provides superior access to engine and cooling components

FRAME FINISH

The frame shall be finish painted lower job color over the powder coated component, after the running gear is assembled, but prior to the installation of the air system plumbing or any electrical components. The paint shall not include items that are hot dip galvanized, such as the battery boxes and air tank brackets. No Exception.

FRAME RAIL

The chassis VIN number shall be stamped in the frame rail.

ENGINE

A Cummins X 15 liter diesel fueled, turbo charged engine shall feature the following:

- One of the highest power to weight ratios in its class
- Heavy-duty replaceable wet liners, roller followers, by-pass oil filtration with replaceable spin on cartridge and targeted piston cooling for longer service in tough work environments
- Improved cooled EGR system
- 912 cubic inches of displacement
- High pressure common rail fuel system producing a precise quantity of fuel at ultra high pressures
- Fully integrated, robust electronic engine controls
- Electric fuel lift pump. No Exceptions.

The engine shall be coupled with a Holset VGT™ (Variable Geometry Turbocharger).

The engine shall be filled with Citgo brand Citgard 500 (or equivalent) SAE 15W40 CJ4 low ash engine oil for proper engine lubrication.

The engine shall be EPA certified to meet the 2017 emissions standards without compromising performance, reliability or durability using cooled exhaust gas recirculation and selective catalytic reduction technology.

The engine shall include an original equipment manufacturer installed oil drain plug.

The engine shall include programming which will govern the top speed of the vehicle.

ENGINE PLACEMENT

The engine shall be a maximum of 36" from the center line of the front axle to the front face of the engine block. The engine valve cover shall be a maximum of 23" from the top of the frame.

The engine placement shall provide optimal weight distribution to the front axle to enhance vehicle handling. More weight out in front of the front axle can cause a “fulcrum effect” and cause unsafe “bump steer” conditions.

The engine shall be mounted in a position that provides for the lowest possible height of the interior engine tunnel. An engine tunnel height from the floor of the chassis cab shall be no more than 21” high inside the cab.

AIR COMPRESSOR

The air compressor provided for the engine shall be a Wabco® SS318 single cylinder pass-through drive type compressor which shall be capable of producing 18.7 CFM at 1200 engine RPMs. The air compressor shall feature a higher delivery efficiency translating to more air delivery per horsepower absorbed. The compressor shall include an aluminum cylinder head which shall improve cooling, reduce weight and decrease carbon formation. Superior piston and bore finishing technology shall reduce oil consumption and significantly increasing the system component life.

AIR GOVERNOR

An air governor shall be provided to control the cut-in and cut-out pressures of the engine mounted air compressor. The governor shall be calibrated to meet FMVSS requirements. The air governor shall be integrated in the air dryer assembly.

The engine shall have 600 horsepower at 1800 RPM, with a governed speed of 2100 RPM.

The engine shall have 1850-foot pounds of torque at 1150 RPM.

The engine shall have a standard drain plug.

ENGINE FAN DRIVE

The engine cooling system fan shall incorporate a thermostatically controlled, one (1) piece eleven (11) blade Horton clutched type fan drive and shroud.

When the clutched fan is disengaged it shall facilitate improved vehicle performance, cab heating in cold climates, and fuel economy. The fan clutch design shall be fail safe so that if the clutch drive fails, the fan shall engage to prevent engine overheating due to the fan clutch failure.
.
The clutch fan shall automatically engage when the PTO or the engine high-idle is engaged.

AUXILIARY ENGINE BRAKE

A Cummins engine compression brake, for the six (6) cylinder engine, shall be provided. The engine compression brake shall:

- Activate upon 0% accelerator when in operation mode and activate the vehicle's brake lights.

TRANSMISSION PRE-SELECT

When the auxiliary brake is engaged, the transmission shall automatically shift to second gear to decrease the rate of speed. The transmission shall assist the secondary braking system, thereby slowing the vehicle.

AUXILIARY ENGINE BRAKE CONTROL

An auxiliary engine brake control device shall be included. The electronic control device shall monitor various conditions and shall activate the engine brake only if all of the following conditions are simultaneously detected:

- A valid gear ratio is detected.
    - The driver has requested or enabled engine compression brake operation.
    - The throttle is at a minimum engine speed position.
    - The electronic controller is not presently attempting to execute an electronically controlled final drive gear shift.

The auxiliary brake shall be controlled through an on/off switch and individual low/medium/high selector switches on the Driver's panel.

ENGINE PROGRAMMING HIGH IDLE SPEED

The Engine high idle will be set at 1250 RPM. The high idle will be operational only when the parking brake is set and the truck transmission is in neutral.

ENGINE HIGH IDLE CONTROL

The vehicle shall be equipped with an automatic high-idle speed control. It shall be pre-set so when activated, it will operate the engine at the appropriate RPM to increase alternator output and optimize output of the HVAC system.

This device shall operate only when the master switch is activated and the transmission is in neutral with the parking brake set. The device shall disengage when the operator depresses the brake pedal, or the transmission is placed in gear, and shall be available to manually, through a switch, or automatically re-engage when the brake is set, or when the transmission is placed in neutral.

ENGINE AIR INTAKE

The engine air intake system shall include an ember separator air intake filter which shall be located behind the fascia.

The filter shall protect the downstream air filter from embers using a combination of unique flat and crimped metal screens constructed into a corrosion resistant steel frame.

This multilayered screen shall be designed to trap embers or allow them to burn out before passing through the pack, while creating only minimal air flow restriction through the system. Periodic cleaning or replacement of the screen shall be all that is required after installation.

The intake shall also feature a cyclone style water separator to remove unwanted moisture from incoming air.

The engine shall include an air intake filter which shall be bolted to the frame and located under the front of the cab. This dry type filter shall ensure dust and debris is safely contained inside the disposable housing, eliminating the chance of contaminating the air intake system during air filter service via a leak-tight seal.

The filter must have a capacity of no less than 1350 cubic feet of air per minute. The filter paper media must be of a flame retardant treated material. An electric air filter restriction indicator shall also be included with the system.

ENGINE EXHAUST SYSTEM

The exhaust system shall include a one-piece diesel particulate filter (DPF), a diesel oxidation catalyst, and a selective catalytic reduction catalyst (SCR) to meet current EPA standards.
The selective catalytic reduction catalyst shall utilize a diesel exhaust fluid solution consisting of urea and purified water to convert nitrogen oxide into nitrogen, water, and trace amounts of carbon dioxide. The solution shall be injected into the system between the DPF and SCR chambers.

The system shall utilize 0.065-inch-thick stainless steel exhaust tubing between the engine turbo and the DPF.

The after-treatment canister through the end of the tailpipe shall all be connected with zero leak gasketed clamps. The discharge shall terminate horizontally on the right side of the vehicle ahead of the rear tires with an exhaust gas diffuser.

The diffuser shall lower exhaust gas temperatures during the regeneration cycle.

DIESEL EXHAUST FLUID TANK

There shall be a molded cross linked polyethylene tank for the Diesel Exhaust Fluid (DEF). The tank shall have a capacity of not less than five (5) usable gallons (18.92 Liters) and shall be mounted on the left hand side of the chassis frame in front of the batteries below the frame. The mounting bracket shall be Hot Dipped Galvanized.

The DEF tank shall be designed with capacity for expansion in case of fluid freezing. Engine coolant, which shall be thermostatically controlled, shall be run through lines in the tank to help prevent the DEF from freezing and to provide a means of thawing the fluid if it should become frozen.

DIESEL EXHAUST FLUID TANK

There shall be an access door provided in the top rear step of left side crew area for access to the DEF tank.

ENGINE EXHAUST ACCESSORIES

An exhaust temperature mitigation device shall be shipped loose for installation by the body manufacturer on the vehicle. The temperature mitigation device shall lower the temperature of the exhaust by combining ambient air with the exhaust gasses at the exhaust outlet.

ENGINE EXHAUST WRAP

The exhaust tubing between the engine turbo and the diesel particulate filter (DPF) shall be wrapped with a thermal cover in order to retain the necessary heat for DPF regeneration. The exhaust wrap shall also help protect surrounding components from radiant heat which can be transferred from the exhaust.

DIESEL PARTICULATE FILTER CONTROLS

Provide DPF system status annunciation indicator lights, lights shall be installed on driver dash to alert driver when regeneration is needed and when DPF is in an active re-generation cycle.

Warning systems shall provide DEF low level warning.

Driver's dash shall be provided with two (2) controls for the Diesel particulate filter; one (1) manual regeneration switch to activate a regeneration cycle manually when passive burn is unobtainable due to driving conditions; and one (1) Regen "Inhibit Switch".

The switches shall be located in a covered location.

ENGINE COOLING SYSTEM

The radiator and the complete cooling system shall meet or exceed NFPA and engine manufacturer cooling system requirements.

The system shall include and feature the following:

- A vertically stacked charge air cooler providing the maximum cooling capacity for the engine. Proposals offering horizontally stacked charge air cooler shall not be acceptable. No Exceptions
- The charge air cooler and radiator shall measure not less than 1382 square inches
- A surge tank with a low coolant probe and capable of removing entrained air from the cooling system, with built in sight glass
- Radiator re-circulation shields to prevent heated air from re-entering the cooling system and affecting performance
- Mounts allowing the entire radiator to drop through the frame for service when needed - No Exceptions
- Engine placement shall provide a minimum of 8” between the engine fan and radiator to maximize the airflow and cooling of the engine.

- A Spin on Element water filter with corrosion inhibitor shall be provided for the cooling system. No Exception.

- The coolant filter shall be provided with two (2) shut off valves, one (1) one inlet and one (1) outlet. No Exception.

- Cooling system shall be tested and certified by the engine manufacturer

COOLANT HOSES

The cooling systems hose shall be formed silicone hose and formed aluminized steel tubing and include constant tension spring clamps.

ENGINE COOLANT

The cooling package shall include Extended Life Coolant (ELC). The use of ELC provides longer intervals between coolant changes over standard coolants providing improved performance. The coolant shall contain a 50/50 mix of ethylene glycol and de-ionized water to keep the coolant from freezing to a temperature of -34 degrees F.

Supplemental coolant additives (SCA) are not required as this is part of the extended life coolant makeup.

ADDITIONAL COOLANT SHUT OFF VALVE

An additional coolant shut off valve with connection shall be installed in the chassis coolant lines with a connector. This shall allow for the installation of an additional heater such as a pump compartment heater without draining the coolant system.

TRANSMISSION

The drive train shall include an Allison model EVS 4000 torque converting, automatic transmission which shall include electronic controls. The transmission shall feature two (2) 10-bolt PTO pads located on the converter housing; one (1) in the 8:00 o'clock position and one (1) in the 1:00 o'clock position.

The transmission shall include two (2) internal oil filters and Allison approved transmission fluid which shall be utilized in the lubrication of the EVS transmission. An electronic oil level sensor shall be included with the readout located in the shift selector.

The Gen transmission shall include prognostic diagnostic capabilities. These capabilities shall include the monitoring of the fluid life, filter change indication, and transmission clutch maintenance.

The transmission gear ratios shall be:

1st	3.51:1
2nd	1.91:1
3rd	1.43:1
4th	1.00:1
5th	0.74:1
6th	0.64:1 (if applicable)
Rev	4.80:1

TRANSMISSION COOLING SYSTEM

The transmission shall include a water to oil cooler system located in the cooling loop between the radiator and the engine. The transmission cooling system shall meet all transmission manufacturer requirements. The transmission cooling system shall feature continuous flow of engine bypass water to maintain uninterrupted transmission cooling.

TRANSMISSION DRAIN PLUG

The transmission shall include an original equipment manufacturer installed magnetic oil drain plug.

AUTOMATIC NEUTRAL

The transmission shall be provided with an automatic neutral. When the parking brake is applied the transmission automatically returns to neutral.

TRANSMISSION FLUID

The transmission shall include two (2) internal oil filters and Allison approved synthetic transmission fluid which shall be utilized in the lubrication of the EVS transmission. An electronic oil level sensor shall be included with the readout located in the shift selector.

TRANSMISSION SHIFT SELECTOR

An Allison GEN V pressure sensitive range selector touch pad shall be provided and located on the tunnel to the right of the driver.
The shift selector shall provide an indicator on the digital display and shall alert the driver/operator when a specific maintenance function is required.

PTO LOCATION

The transmission driven power take off (PTO) shall be mounted in the 1:00 o'clock position.

TRANSMISSION MODE PROGRAMMING

The transmission, upon start-up, will select the sixth speed operation without the need to press the mode button.

TRANSMISSION FEATURE PROGRAMMING

The EVS Vocation Package Number 227 in consideration of the duty of this apparatus for rescue. This package shall incorporate an automatic neutral with selector override. This feature commands the transmission to neutral when the park brake is applied, regardless of drive range requested on the shift selector. This requires re-selecting drive range to shift out of neutral for the override.

A nine (9) pin diagnostic connector will be provided.

The trans module shall contain the following circuits:

Function ID	Description	Wire Assignment
C1	PTO Drive Interface Output 1	143
F	Aux. Function Range Inhibit Dual Input	101/142
G1	PTO Drive Interface Output 1	130
S	Neutral Indicator for PTO	145
	Signal Return	103

DRIVELINE

All drivelines shall be heavy duty metal tube and equipped with Spicer 1810 series universal joints.

The shafts shall be dynamically balanced prior to installation to alleviate future vibration. In areas of the driveline where a slip shaft is required, the splined slip joint shall be coated with Glide Coat®.

FUEL FILTER/WATER SEPARATOR

The fuel system shall have a Fleetguard FS1065 fuel filter/water separator as a primary filter. The fuel filter shall have a drain valve.

A water in fuel sensor shall be provided and wired to an instrument panel lamp and audible alarm to indicate when water is present in the fuel/water separator.

A secondary fuel filter shall be included as approved by the engine manufacturer.

FUEL SYSTEM

The fuel tank shall have a capacity of sixty-eight (68) gallons/two hundred fifty-seven (257) liters.

The tank shall offer:

- A vent port which will facilitate venting to the top of the fill neck for rapid filling without any “blow-back”
- Two (2) 2” NPT fill ports for left and right-hand fill with a .5” NPT drain plug centered side to side, 9" from the front of the tank
- A roll over ball check vent for temperature related fuel expansion and draw
- A design including dual draw tubes and sender flanges
- A baffled design which shall be constructed of steel
- A black Powder Coated exterior to ensure corrosion resistance

The fuel tank shall be mounted below the frame, behind the rear axle. There shall be two (2) three-piece strap hanger assemblies with “U” straps bolted midway on the fuel tank, allowing the tank to be easily lowered and removed for service purposes.

The strap hanger material shall be stainless-steel. No Exceptions.

For isolation of vibration and movement, rubber isolating pads shall be provided between the tank and the hanger strap assemblies. The tank straps shall be attached to rubber coated cross members which help isolate the tank from frame flex.

Strap mounting studs through the rail, hidden behind the body shall not be acceptable.

All fuel lines shall be connected with steel fittings with all fittings pointed towards the right side (curbside) of the chassis.

The chassis fuel lines shall feature an additional 4’ of length provided so the tank can be easily lowered and removed for service purposes which shall be coiled and secured at the top of the tank.

FUEL LINES

The fuel system supply and return lines installed from the fuel tank to the engine shall be wire braided reinforced hose with machine crimped fittings shall be provided for the chassis fuel lines.

The wire braided hose shall consist of four (4) layers, an inner synthetic rubber tubing, an inner textile braid, a high tensile wire braid reinforcement and a textile braided outer cover.

FUEL SHUTOFF VALVE

Three (3) fuel shutoff valves shall be installed in the fuel draw line. Two (2) valves shall be installed at the primary fuel filter to allow the fuel filter to be changed without loss of fuel to the fuel pump.

A third fuel shutoff valve shall be installed in the fuel draw line, near the fuel tank to allow maintenance to be performed with minimal loss of fuel.

FUEL COOLER

The cross flow air to fuel cooler shall be all aluminum and shall be provided to lower fuel temperature allowing the vehicle to operate at higher ambient temperatures. The fuel cooler shall be located reward of the battery box, under the frame.

The fuel cooler shall incorporate a fan for improved heat transfer.

The fuel cooler shall be mounted to the frame using hot dipped galvanized brackets. Powder coated or painted brackets shall not be acceptable. No exception.

FUEL TANK SERVICE LINE

The fuel lines shall be extended to 12'.

ALTERNATOR

The charging system shall include a 320-amp Leece Neville 12-volt alternator. The alternator shall include a self-excited integral regulator.

V-MUX ELECTRICAL SYSTEM

There shall be a 12-volt direct current single starting electrical system providing power to all components for the cab and chassis. The system shall feature:

- A Weldon Multiplexed system
- 300-degree Fahrenheit high temperature, flame retardant loom
- All SAE wiring color coded and labeled as to its function
- Wiring which is cross link with 311-degree Fahrenheit insulation
- A suppressed system in accordance with SAE J551

The primary power distribution will be located forward of the officer's seating position and be easily accessible while standing on the ground for simplified maintenance and troubleshooting. Additional electrical distribution centers will be provided throughout the vehicle to house the vehicle's electrical power, circuit protection, and control components. The electrical distribution centers will be located strategically throughout the vehicle to minimize wire length. For ease of maintenance, all electrical distribution centers will be easily accessible. All distribution centers containing fuses, circuit breakers and/or relays will be easily accessible.
Circuit protection devices, which conform to SAE standards, will be utilized to protect electrical circuits. All circuit protection devices will be rated per NFPA requirements to prevent wire and component damage when subjected to extreme current overload.
General protection circuit breakers will be a combination of automatic and manual reset breakers. This will provide a durability and capacity maximization of the electrical system. When required, automotive type fuses will be utilized to protect electronic equipment. Control relays and solenoid will have a direct current rating of 125 percent of the maximum current for which the circuit is protected per NFPA.

EMI/RFI PROTECTION

To prevent erroneous signals from crosstalk contamination and interference, the electrical system will meet, at a minimum, SAE J551/2, thus reducing undesired electromagnetic and radio frequency emissions. An advanced electrical system will be used to ensure radiated and conducted electromagnetic interference (EMI) or radio frequency interference (RFI) emissions are suppressed at their source.

The apparatus will have the ability to operate in the electromagnetic environment typically found in fire ground operations to ensure clean operations. The electrical system will meet, without exceptions, electromagnetic susceptibility conforming to SAE J1113/25 Region 1, Class C EMR for 10KHz-1GHz to 100 Volts/Meter. The vehicle OEM, upon request, will provide EMC testing reports from testing conducted on an entire apparatus and will certify that the vehicle meets SAE J551/2 and SAE J1113/25 Region 1, Class C EMR for 10KHz-1GHz to 100 Volts/Meter requirements. Component and partial (incomplete) vehicle testing is not adequate as overall vehicle design can impact test results and thus is not acceptable by itself.
EMI/RFI susceptibility will be controlled by applying appropriate circuit designs and shielding. The electrical system will be designed for full compatibility with low-level control signals and high-powered two-way radio communication systems. Harness and cable routing will be given careful attention to minimize the potential for conducting and radiated EMI/RFI susceptibility.

ELECTRICAL HARNESSING INSTALLATION

To ensure rugged dependability, all wiring harnesses installed by the apparatus manufacturer will conform to the following specifications:
SAE J1128 - Low tension primary cable
SAE J1292 - Automobile, truck, truck-tractor, trailer and motor coach wiring
SAE J163 - Low tension wiring and cable terminals and splice clips

SAE J2202 - Heavy duty wiring systems for on-highway trucks
NFPA 1901 - Standard for automotive fire apparatus
FMVSS 302 - Flammability of interior materials for passenger cars, multipurpose passenger vehicles, trucks and buses
SAE J1939 - Serial communications protocol
SAE J2030 - Heavy-duty electrical connector performance standard
SAE J2223 - Connections for on board vehicle electrical wiring harnesses NEC - National Electrical Code
SAE J561 - Electrical terminals - Eyelet and spade type
SAE J928 - Electrical terminals - Pin and receptacle type A

For increased reliability and harness integrity, harnesses will be routed throughout the cab and chassis in a manner which allows the harnessing to be laid into its mounting location. Routing of harnessing which requires pulling of wires through tubes will not be allowed.

Wiring will be run in loom or conduit where exposed, and have grommets or other edge protection where wires pass through metal. Wiring will be color, function and number coded. Wire colors will be integral to each wire insulator and run the entire length of each wire. Harnessing containing multiple wires and uses a single wire color for all wires will not be allowed. Function and number codes will be continuously imprinted on all wiring harness conductors at 3.00" intervals. All wiring installed between the cab and into doors will be protected by an expandable rubber boot to protect the wiring. Exterior exposed wire connectors will be positive locking, and environmentally sealed to withstand elements such as temperature extremes, moisture and automotive fluids.

Electrical wiring and equipment will be installed utilizing the following guidelines:

- All wire ends not placed into connectors will be sealed with a heat shrink end cap. Wires without a terminating connector or sealed end cap will not be allowed.
- All holes made in the roof will be caulked with silicon. Large fender washers, liberally caulked, will be used when fastening equipment to the underside of the cab roof.
- Any electrical component that is installed in an exposed area will be mounted in a manner that will not allow moisture to accumulate in it. Exposed area will be defined as any location outside of the cab or body.
- For low cost of ownership, electrical components designed to be removed for maintenance will be quickly accessible. For ease of use, a coil of wire will be provided behind the appliance to allow them to be pulled away from the mounting area for inspection and service work.
- Corrosion preventative compound will be applied to non-waterproof electrical connectors located outside of the cab or body. All non-waterproof connections will require this compound in the plug to prevent corrosion and for easy separation of the plug.
- Any lights containing non-waterproof sockets in a weather-exposed area will have corrosion preventative compound added to the socket terminal area.
- All electrical terminals in exposed areas will have protective Coating applied completely over the metal portion of the terminal.
- Rubber coated metal clamps will be used to support wire harnessing and battery cables routed along the chassis frame rails.

- Heat shields will be used to protect harnessing in areas where high temperatures exist. Harnessing passing near the engine exhaust will be protected by a heat shield.
- Cab and crew cab harnessing will not be routed through enclosed metal tubing. Dedicated wire routing channels will be used to protect harnessing therefore improving the overall integrity of the vehicle electrical system. The design of the cab will allow for easy routing of additional wiring and easy access to existing wiring.
- All braided wire harnesses will have a permanent label attached for easy identification of the harness part number and fabrication date.
- All standard wiring entering or exiting the cab will be routed through sealed bulkhead connectors to protect against water intrusion into the cab.
-

BATTERY CABLE INSTALLATION

All 12-volt battery cables and battery cable harnessing installed by the apparatus manufacturer will conform to the following requirements:
SAE J1127 - Battery Cable
SAE J561 - Electrical terminals, eyelets and spade type
SAE J562 - Nonmetallic loom
SAE J836A - Automotive metallurgical joining
SAE J1292 - Automotive truck, truck-tractor, trailer and motor coach wiring
NFPA 1901 - Standard for automotive fire apparatus

Battery cables and battery cable harnessing will be installed utilizing the following guidelines:

- All battery cables and battery harnesses will have a permanent label attached for easy identification of the harness part number.
- Splices will not be allowed on battery cables or battery cable harnesses.
- For ease of identification and simplified use, battery cables will be color coded. All positive battery cables will be red in color or wrapped in red loom the entire length of the cable. All negative battery cables will be black in color.
- For increased reliability and reduced maintenance, all electrical buss bars located on the exterior of the apparatus will be coated to prevent corrosion.
-

ELECTRICAL COMPONENT INSTALLATION

All lighting used on the apparatus will be, at a minimum, a two (2) wire light grounded through a wired connection to the battery system. Lights using an apparatus metal structure for grounding will not be allowed.
An operational test will be conducted to ensure that any equipment that is permanently attached to the electrical system is properly connected and in working order. The results of the tests will be recorded and provided to the purchaser at time of delivery.

SUMMARY OF LOAD MANAGEMENT SYSTEM

In the V-MUX electrical system there will be eight pre-defined Load Manager Trigger points spaced apart in 0.4 Volt increments. Each Output channel can be set for Load Management that will be turned OFF if node voltage falls below a certain level. The trigger points will be configured as shown below.

Load Manager Trigger Points:

1: 12.5-V	Load Shed Region 1 (12.5 - 12.1 V)
2: 12.1-V	Load Shed Region 2 (12.1 - 11.7 V)
3: 11.7-V	Load Shed Region 3 (11.7 - 11.3 V)
4: 11.3-V	Load Shed Region 4 (11.3 - 10.9 V)
5: 10.9-V	Load Shed Region 5 (10.9 - 10.5 V)
6: 10.5-V	Load Shed Region 6 (10.5 - 10.1 V)
7: 10.1-V	Load Shed Region 7 (10.1 - 9.7 V)
8: 9.7-V	

When the voltage of a Load Managed device recovers back above the trigger point, there will be an additional 30 seconds before the Output channel is turned back ON. This buffering time is to ensure that the added load doesn't immediately pull the voltage back below the trigger point.

Below are the standard voltage managed outputs that will be triggered off at 12.1 V.

HVAC FAN MED
HVAC FAN HIGH
HVAC FAN LOW
AUX DEFROST FANS
A/C CONDENSER FANS RLY
A/C COMPRESSOR CLUTCH

AUTO THROTTLE (AUTO HIGH IDLE)

There will be an Automatic High Idle (Auto Throttle) logic that will run in conjunction with the Load Management. The Auto Throttle logic will be ran on the Hercules node under the passenger side kick panel compartment. The standard system design will be triggered on at 12.3 V and triggered off at 12.6 V with a 30 second delay before disengagement. The Auto Throttle function will act to turn the V-MUX High Idle Output ON and OFF. In turn the High Idle sends a signal to the engine ECU. The Auto Throttle Command will be interlocked with **Park Brake** and **Park/Neutral** for safety. A **Service Brake** override interlock will also be configured to immediately return the engine to Low Idle if the vehicle has to move.

12V POWER POINTS

There shall be one (1) 12-volt Blue Sea model #4368 power point provided. It shall be mounted in the driver's side of the dash within easy reach of the driver; and shall be wired directly to the battery.

12V POWER POINTS

There shall be one (1) 12-volt Blue Sea model #4368 power point provided. It shall be mounted in the officer's side of the dash within easy reach of the driver; and shall be wired directly to the battery.

MAP LIGHT

One (1) Sunnex LS-941-00 LED map light will be mounted near the officer seating position, ceiling mounted over the officer's left shoulder.

MULTIPLEX DISPLAYS

Two (2) Weldon Vista IV displays shall be located one (1) on the driver's side dash and one (1) on the officer's side of the dash.

The Vista IV displays shall feature:

- A full color LCD display screens
- A message bar displaying the time of day, and important messages requiring acknowledgement by the user
    - Four (4) push button style controls on either side of the screen for the on-board diagnostics
    - Seven (7) push button style controls located below the screen for the on-board diagnostics
    - Video ready display screens for back- up cameras, thermal cameras, and DVD
    - A DIN type input connector ready for GPS interfacing shall be incorporated into the back of the display
    - There shall be a display which indicates any open cab door with a visual display.
    - There shall be a text message indication for low washer fluid.

The Vista IV displays shall measure approximately 10.36" wide x 7.63" in height.

DRIVER SWITCHES

The driver switch panel to the right of the Driver's position shall include two power points in the upper left corner and one (1) row with six (6) backlit rocker switches with laser etched labels located under the Weldon Vista screen.
Standard switches shall include:

- Windshield Wiper/Washer Control (except when Smart Wheel is specified)
- Dash panel dimmer switch
- **Horn – air/electric**
- Selects electric or air horn through steering wheel horn button
- **Ground Lights:**
- Activates all ground/perimeter lighting
- **Spare:**
- Not marked/identified
-

V-MUX WARRANTY – 4 YEAR

A four (4) year limited (V-MUX) multiplex system warranty, of Weldon Technologies, Incorporated; shall be provided by the apparatus manufacturer for parts and labor, while under normal use and service; against mechanical, electrical and physical defects from the date of manufacture.
The warranty shall exclude; sensors, shunt interface modules, serial or USB kits, transceivers, cameras, GPS, and electrical display screens, which shall be limited to a period of one a (1) year repair parts and labor from the date of installation. A copy of the warranty shall be provided with each Bidders proposal for the review and evaluation of the Purchaser.

BLACK MOUNTING SWITCH PLATE

A black mounting plate containing a switch panel with seven (7) switches shall be provided and incorporated in the center dash console.

All non-emergency light switches shall be lighted, rocker style. Switches shall be internally lit when the switch circuit is in the on position. A plug-in identification label is to be provided and installed adjacent to each rocker switch with backlighting provided behind the label.
Switches shall be labeled as indicated below in bold**.**

- **Left Flood:**
- Activates driver side scene lights (FireTech)
- **Right Flood:**
- Activates officer side scene lights (FireTech)
- **Front Flood:**
- Activated front brow light (FireTech)
- Switch to be momentary to control all light functions
- 1 press = spot

- 2 presses = scene
    - 3 presses = flood
    - 4 presses = off
    - **Rear Flood:**
    - Activates the 12-volt rear scene lights
    - **Left Alley:**
- Activates the driver side alley light in lightbar
    - **Right Alley:**
- Activates the officer side alley light in lightbar

DATA RECORDING SYSTEM

The chassis shall have a Weldon Vehicle Data Recorder system installed. The system shall be designed to meet NFPA 1901. The following information shall be recorded:

- Vehicle Speed
- Acceleration
- Deceleration
- Engine Speed
- Engine Throttle Position
- ABS Event
- Seat Occupied Status
- Seat Belt Status
- Master Optical Warning Device Switch Position
- Service Brake
- Engine Hours
- Time
- Date

Each portion of the data shall be recorded at the specified intervals and stored for the specified length of time to meet NFPA 1901 guidelines and shall be retrievable by connecting a laptop computer to the VDR system. The laptop connection shall be a panel mounted female type A or B USB connection point, remotely mounted in the left side foot well of the cab. The latest software shall be available for download from the Weldon website.

SEAT BELT WARNING

A Weldon seat belt warning system, integrated with the Vehicle Data Recorder system, shall be installed for each seat within the cab. The system shall activate an indicator light in the instrument panel, a digital seat position indicator with a seat position legend in the switch panel, and an audible alarm.

The warning system shall activate when any seat is occupied with a minimum of 60 pounds, the corresponding seat belt remains unfastened, and the park brake is released. The warning system

shall also activate when any seat is occupied, the corresponding seat belt was fastened in an incorrect sequence, and the park brake is released. Once activated, the visual indicators and audible alarm shall remain active until all occupied seats have the seat belts fastened.

CAB INSTRUMENTATION

The newly released LED digital dash cluster will be provided in place of the three 5" diameter information centers described below. A photo of the digital dash is included in the reference material of the Rosenbauer proposal.

The instrumentation panel within the cab shall feature a gauge panel which shall include three (3) 5"diameter information centers, telltale indicator lamps, control switches, alarms, and a LCD diagnostic panel.

The gauges shall be easy to read including red backlighting.

The instrument panel shall contain the following gauges and indictors:

The middle information center shall include:

- A programmable speedometer to read either 0 to 140 MPH or 0 to 140 KM/H
- An amber telltale lamp indicating the Check Engine
- An amber telltale lamp indicating MIL Engine Emissions System Malfunction
- A red telltale lamp indicating Stop Engine
- A tachometer gauge with 0-3,000 RPM

The right hand side information center shall include:

- A gauge to display the engine oil pressure with high and low-level indicators and stop engine alarm
- A fuel level gauge with a low fuel indicator and alarm
- An LED bar displaying 4 stages of the level for the Diesel Exhaust Fluid (DEF) with a refill indicator
- A voltage gauge with low voltage indicator
- A water temperature gauge with high water temp indicator and alarm

The left hand side information center shall include:

- A primary air PSI gauge including low air and high air warning displays
- A secondary air PSI gauge with low and high air warning indication

An LCD diagnostic display, located in the left hand side information center shall include digital readouts for the following:

- Odometer
- Transmission oil temp
- Engine oil temp

- Speedometer
- Engine hours
- Engine and transmission code
- Exhaust temp
- Engine coolant temp
- Engine oil PSI
- Turbo boost PSI
- Primary air pressure
- Secondary air pressure
- Engine load %
- Engine torque
- Battery volts
- Fuel level %
- Vehicle speed
- RPM
- DEF level
- Instant fuel economy
- Average fuel economy
- Engine hours
- Capable to record three trips, each shall include:
  · Trip distance
  · Fuel economy
  · Fuel used
  · Idle fuel used
- The LCD screen shall also provide diagnostic capability

To promote safety, the following telltale indicator lamps will be integral to the gauge assembly and are located below the middle information center. The indicator lamps will be "dead-front" design that is only visible when active. The colored indicator lights will have descriptive text or symbols. The following indicator lamps shall be located on the Telltale panel:

BLUE Indicator Lights
- High Beam Headlight

GREEN Indicator Lights
- Right Turn Indicator
- Left Turn Indicator
- Battery On (Always On)

YELLOW Indicator Lights
- Particle Filter Regeneration (DPF)
- Regeneration Inhibit (Switch Engaged)
- Air Intake Restriction
- High Exhaust System Temperature (HEST)
- Wait to Start (when applicable)

- ATC (Automatic Traction Control) (when applicable)
- Water in Fuel
  RED Indicator Lights
- Low Engine Coolant Level
- Air Bag Warning (when applicable)
- Check Transmission
- High Transmission Temperature
- ABS
- Parking Brake

ALARMS

Audible steady tone warning alarm: A steady audible tone alarm will be provided whenever a warning message is present.

Alarm silence: Any active audible alarm will be able to be silenced with a button on the right side of the LCD screen.

INDICATOR LAMP AND ALARM PROVE-OUT

Telltale indicators and alarms will perform prove-out at initial power-up to ensure proper performance.

DIAGNOSTIC PANEL

A diagnostic panel shall allow diagnostic tools such as computers to connect to various vehicle systems for improved trouble shooting providing a lower cost of ownership. The panel shall be accessible while standing on the ground and located inside the driver's door to the left of the steering column. Diagnostic switches shall allow engine and ABS systems to provide blink codes should a problem exist.
The diagnostic panel shall include:

- Engine diagnostic port
- V-Mux USB diagnostic port (when applicable)
- Engine diagnostic switch (blink codes flashed on check engine telltale indicator)
- Diesel particulate filter regeneration switch (when applicable)
- Diesel particulate filter regeneration inhibit switch (when applicable)

The enclosed diagnostic panel, accessible through the HVAC access panel shall include:

- Transmission diagnostic port
- ABS diagnostic port
- SRS diagnostic port (when applicable)
-

BACKLIGHTING COLOR

The instrumentation gauges and the switch panel legends shall be backlit using red LED backlighting.

BATTERIES

The single start electrical system shall include six (6) Odyssey PC-2150 Group 31 AGM (absorbent glass mat) batteries.
The batteries shall feature:

- 4/0 dual path starter cables per SAE J541
- Heat shrink and sealant encapsulated ends on the cables
-

BATTERY COMPARTMENT

A well ventilated battery storage compartment shall house the batteries on the driver and officer side of the chassis and shall be located so as to offer easy access to the batteries when the cab is tilted.

The battery compartment shall feature:

- 3/16" stainless steel construction

- A complete floor of heavy duty, industrial grade, recycled Turtle Tile brand interlocking matting

- A double hinged stainless steel cover with two (2) rubber latches shall be utilized providing easy access to the batteries. No tools shall be required to gain access to the batteries.

- When in the open position, the double hinged door shall be flush with the bottom of the battery compartment, allowing for a sweep out style floor and removal of the batteries when necessary, without the inference of a lower lip. No Exceptions.

-

BATTERY CABLES

The starting system shall include cables which shall be protected by a 275 degree F, minimum high temperature flame retardant loom.

The cables shall be in a loom to help keep out dirt, dust and debris.

BATTERY JUMPER STUDS

The starting system shall include battery jumper studs.

These studs shall be located ***in close proximity to the driver side battery tray***.

The studs shall allow the vehicle to be jump started, charged, or the cab to be raised in an emergency in the event of battery failure.

IGNITION

A master battery system with a keyless start ignition system shall be provided. Each system shall be controlled by a two position ***rocker*** switch, which shall be mounted on the left side of the ***cab dash***.
A momentary type starter switch shall be provided on the driver dash to the left of the steering wheel.
The starter switch shall only operate when both the master battery and ignition switches are in the "ON" position.

POWER & GROUND STUD

An electrical distribution panel shall include two (2) power studs. The studs shall be a minimum of 1/4" and each of the power studs shall be circuit protected with a fuse of the specified amperage. One (1) power stud shall be capable of carrying up to a 40-amp battery direct load. One (1) power stud shall be capable of carrying up to a 15-amp ignition switched load. The two (2) power studs shall share one (1) 1/4" ground stud.

GROUND LIGHTS

Each door shall include an Amdor H2O LED 20.00 inch AY-9500-020 white ground light mounted to the underside of the cab step below each door.

GROUND LIGHT ACTIVATION

The ground lights shall activate with a manual cab switch and when any individual cab door is open, the respective ground light shall activate.

CAB STEP LIGHTING

One (1) LED light shall be mounted to the riser of the middle cab step, a total of eight (8) step lights for the cab, in accordance with NFPA.

Each light shall include a polycarbonate lens and shall be contained in a housing which is vibration welded with a bulb which shall be shock mounted. Each step light shall not be any larger than 3" in diameter.

STEP LIGHT ACTIVATION

The step lighting shall be activated by opening any of the cab doors on the respective side.

INTERIOR DOOR WARNING LIGHTS

The interior of each door shall include one (1) red 4"rectangular LED warning light (Code 3 model XTP4RR) located on the door panel. Each light shall activate with a flashing pattern when the door is in the open position to serve as a warning to oncoming traffic.

Each light will be flush mounted at the lower outside corner of the cab door.

A momentary switch to deactivate the lights during maintenance and repairs shall be installed behind the dash panel. Once the battery switch is cycled off and on, the door panel light disable will default back to flashing.

ENGINE COMPARTMENT LIGHTING

Two (2) LED lights shall be mounted to the engine compartment in such a fashion as to provide as much light as possible to the engine compartment area. The engine compartment lighting shall activate with the tilting of the cab.

INTERIOR OVERHEAD CAB LED LIGHTING

Each cab door shall include a dual red and white LED lamp. There shall be one (1) light centered over each of the Driver and Officer's seat and one centered over each crew door.
The clear lamp shall illuminate with the opening of each respective door with both the red and clear portions of the lamp activated by individual lighted switches on each lamp.

BACK-UP ALARM

An ECCO model 575 backup alarm shall be installed at the rear of the chassis with an output level of 107 dB. The alarm shall automatically activate when the transmission is placed in reverse.

HAAS ALERT / HA-5

R2V (Responder-to-Vehicle) with HAAS ALERT R2R (Responder-to-Responder) Capability
HAAS Alert Model Number "HA-5" shall be provided.
The device shall: be constructed of high strength, impact resistant, RoHS compliant ASA Plastic; have IP65 ingress protection; include a cellular modem that connects to commercially available cellular networks to transmit and receive data to/from the HAAS Alert Safety Cloud™ and include a cellular network data plan that shall; send vehicle GPS location, speed, course, acceleration, and emergency lights status (e.g., "on" or "off") to the HAAS Alert Safety Cloud every two (2) seconds while the vehicle is moving with e-master activated; send changes in the

emergency lights status to the HAAS Alert Safety Cloud; be connected to the E-Master or emergency lights master via a minimum of 22-gauge wire; be connected to the vehicle's main battery via a minimum of 20-gauge wire so that it receives constant power; be connected to the vehicle's ground via a minimum of 20-gauge wire; have a parasitic shut off that turns off the device when the vehicle's battery voltage falls below 12V; be mounted inside the cab on the dashboard, within 10 feet of the officer's seat and with a clear view of the sky. The device shall be upgradeable to other communication technologies such as, at minimum; 5G, 5.9 band, and FirstNet.

The device shall utilize the HAAS Alert Safety Cloud to send digital R2V (Responder-to-Vehicle) alerts to nearby civilian drivers via in-dash infotainment and IVI (In-vehicle Infotainment) units, Waze and other popular consumer navigation applications when the vehicle is en-route with emergency lights engaged; utilize the HAAS Alert Safety Cloud to send digital R2V alerts to nearby civilian drivers via in-dash infotainment and IVI (In-vehicle Infotainment) units, Waze and other popular consumer navigation applications when the vehicle is on-scene with emergency lights engaged; has the ability to utilize the HAAS Alert Safety Cloud to receive digital R2R (Responder-to-Responder) alerts when the vehicle is en-route with emergency lights engaged and other responding emergency vehicles are in close proximity; have a port that connects to a compatible peripheral device to communicate R2R alerts to vehicle passengers. The device shall be able to communicate across all manufacturer brands.

The device shall have a companion, password-protected, web-based dashboard that provides authorized users with a map-based visualization of real-time vehicle location, emergency response status (i.e., "responding", "on-scene", "ready", "offline") with the ability for expanded attribution, vehicle speed and course, vehicle time-to-scene information, and vehicle time-on-scene information.

Dimensions – Length, Width, Height (Inches): 5.4" x 2.7" x 1.3"
Input Voltage - Power: 12.5V to 15V
Input Voltage - Lights Indicator: 12V to 15V
Amperage: 120 mA peak draw
Operating Temperature Range: -40°C to 85°C
Weight (Ounces): 7 oz.
HAAS - 5 Year Subscription

REAR & SIDE FACING CAMERA

A rear facing black box style rearview camera shall be installed on the rear of the vehicle. There shall also be a teardrop style rearview camera mounted to the Officer side of the vehicle. The rear camera shall be activated when the vehicle transmission is shifted to reverse, and the side tear drop camera shall be activated with the blinker. The image viewed on the Driver and Officer's side Vista. The side camera housing shall be black in color.

The rear facing camera shall feature automatic heating when the temperature is below 10 degrees Fahrenheit, and 150-degree lens. No Exception.

BATTERY CHARGERS

Two (2) Blue Sea model #7532, 40 amp fully automatic high output battery chargers shall be wired to the 12-volt battery system. The charger units shall be mounted in a clean dry area with a Blue Sea #7512 mounting adapter and will be accessible for service and/or maintenance. The chargers shall have a Blue Sea EV 7517 indicator attached to each unit.

One charger will be dedicated to the chassis batteries and the other to the isolated communications batteries.

CHARGER LOCATION

The battery charger will be mounted under the Forward-facing Seat box.

EJECTION UNIT

A Blue Sea 7851 Auto Eject 20-amp 120-volt shore power assembly, cover, motor input wire, power cord, and plug shall be installed. The 12-volt motor shall eject the shore power cord away from vehicle path upon sensing engine start; after ejection, the weatherproof cover snaps into position over inlet. The unit shall sequence energizing of an Auto Eject, eliminating terminal arching when connecting and disconnecting power cord.

The unit shall have a waterproof back enclosure with watertight cable fittings, which protect mechanism from road contamination.
There shall be a 20-amp Sure Eject auto eject with a yellow cover supplied

SHORELINE LOCATION

The shoreline shall be located in the driver's front stepwell.
The Battery Charger indicator shall be located on the forward portion of the cab ahead of the front door hinge on the cab radius.

GREASE SPLATTER SHIELDS

Splatter shields shall be provided above each driveline u-joint to keep excess grease off the underside of the apparatus and components.

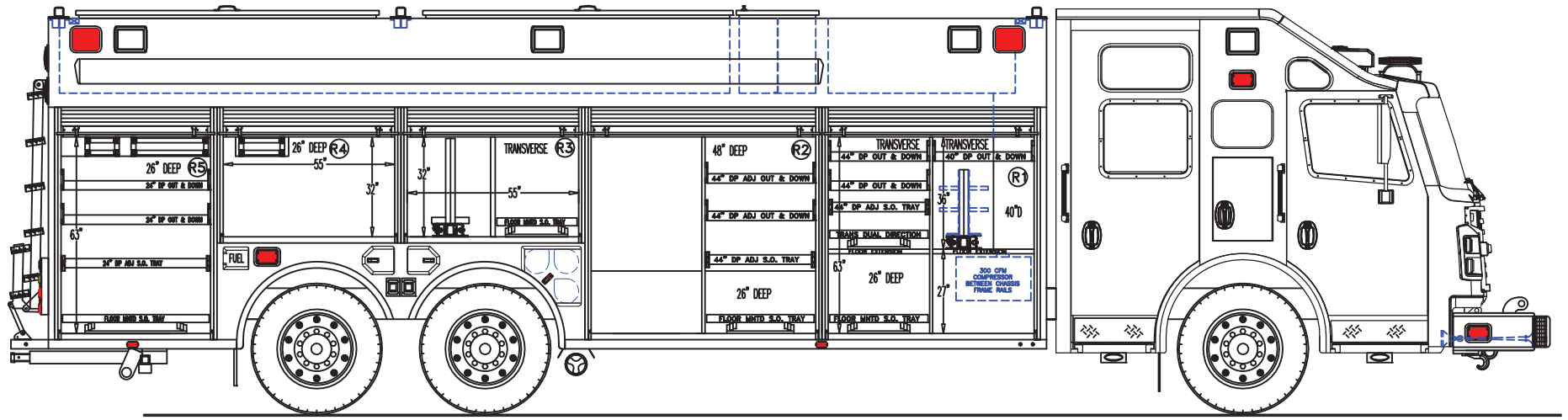



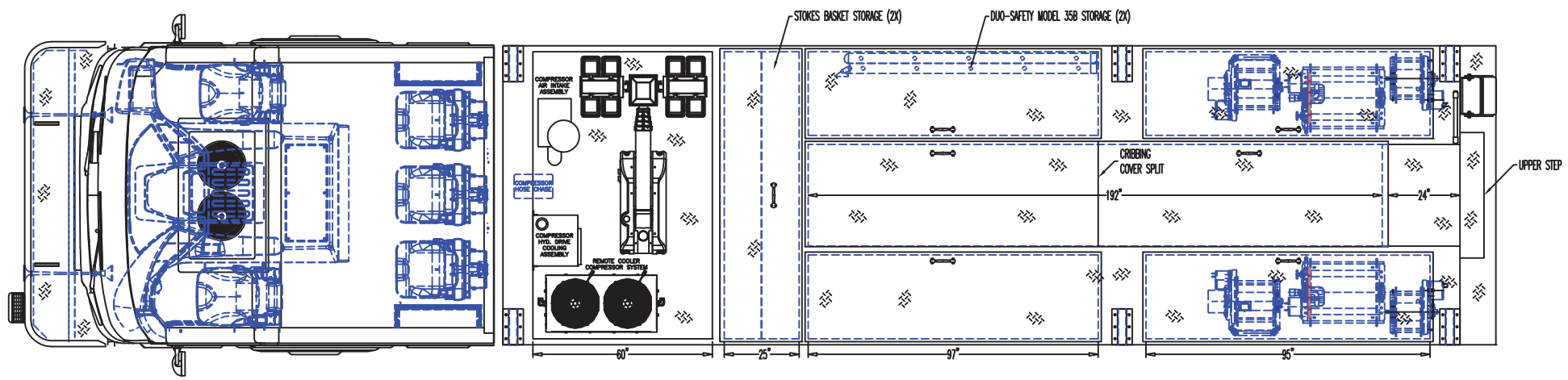

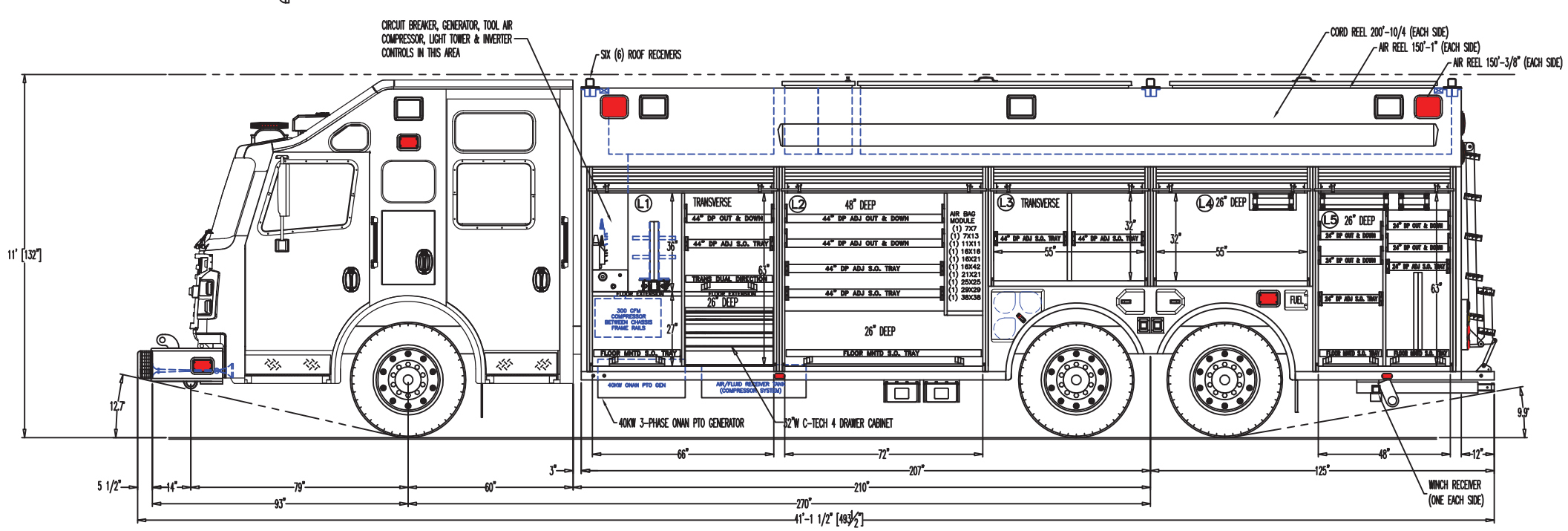

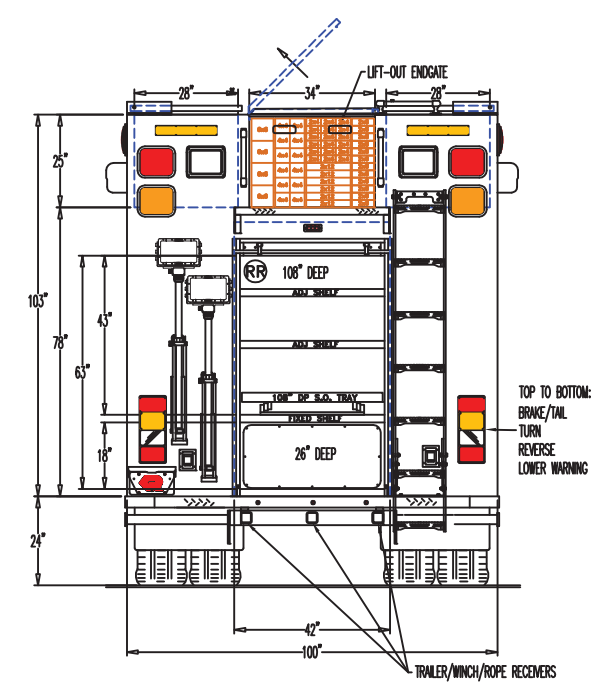

NOTES:
1. OVERALL HEIGHT IS IN LOADED CONDITION. UNLOADED HEIGHTS MAY BE 4" ABOVE HEIGHTS SHOWN.
2. DO NOT SCALE DRAWING.
3. ALL DIMENSIONS ARE APPROXIMATE AND SUBJECT TO ENGINEERING CHANGES.
4. DRAWING MAY OR MAY NOT SHOW ALL ITEMS AS DESCRIBED IN THE WRITTEN DETAIL SPECIFICATIONS.
5. INCLUSION OF AN ITEM ON THE DRAWING DOES NOT CONSTITUTE INCLUSION OF THAT ITEM WITH THE FINAL DELIVERED UNIT.

REVISED: –	DATE: –
REVISED: RJR	DATE: 09-09-2020 (DIMS INCORRECT)
REVISED: RJR	DATE: 09-03-2020 (CMPT PROVISIONS)
DRAWN: RJR	DATE: 08-24-2020 (P4518-07)

PROPRIETARY AND CONFIDENTIAL
THE INFORMATION CONTAINED IN THIS DRAWING IS THE SOLE PROPERTY OF ROSENBAUER. ANY REPRODUCTION IN PART OR AS A WHOLE WITHOUT THE WRITTEN PERMISSION OF ROSENBAUER IS PROHIBITED.

APPROVED BY:

MAXIMUM HEIGHT	N/A
MAXIMUM LENGTH	N/A
BODY WIDTH	100"

CHASSIS:	ROSENBAUER R7024
PUMP:	N/A
TANK:	N/A
TYPE:	HEAVY DUTY RESCUE
AERIAL:	N/A

PROPOSAL
ORANGE COUNTY FIRE AUTHORITY

rosenbauer

ROSENBAUER EXT

JOB NUMBER	DRAWING NUMBER	REV
–	P7775	03

TURNING RADIUS CALCULATIONS BASED ON AVERAGE OF INNER AND OUTER FRONT WHEEL CRAMP ANGLES

INPUT DESCRIPTION	INPUT VALUE	UNITS
VIN	Orange County Rescue	
WHEELBASE	272	INCHES
FRONT AXLE	SteerTek 24K	
FRONT AXLE KPI	70.87	INCHES
FRONT AXLE TRACK	95.01	INCHES
FRONT TIRE	GY G296 MSA 425/65R22.5	
FRONT TIRE OVERALL WIDTH	16.3	INCHES
FRONT WHEEL	Alcoa 12.25 X 22.5 Al	
FRONT WHEEL INSET	4.68	INCHES
FRONT AXLE TO FRONT OF GRILL	79.37	INCHES
FRONT BUMPER LENGTH	20	INCHES
FRONT BUMPER WIDTH	102	INCHES
FRONT BUMPER CORNER RADIUS (R) OR CHAMFER (C)?	R	
FRONT BUMPER CORNER RADIUS	9	INCHES
LEFT TURN CRAMP INSIDE ANGLE	43	DEGREES
LEFT TURN CRAMP OUTSIDE ANGLE	36.41	DEGREES
RIGHT TURN CRAMP INSIDE ANGLE	43	DEGREES
RIGHT TURN CRAMP OUTSIDE ANGLE	36.41	DEGREES

OUTPUT DESCRIPTION	OUTPUT VALUE	UNITS		UNITS
TURNING RADIUS LEFT	463.3	INCHES	38.6	FEET
TURNING RADIUS RIGHT	463.3	INCHES	38.6	FEET
CURB-TO-CURB RADIUS LEFT	471.5	INCHES	39.3	FEET
CURB-TO-CURB RADIUS RIGHT	471.5	INCHES	39.3	FEET
WALL-TO-WALL RADIUS LEFT	526.6	INCHES	43.9	FEET
WALL-TO-WALL RADIUS RIGHT	526.6	INCHES	43.9	FEET

OUTPUT DESCRIPTION	OUTPUT VALUE	UNITS		UNITS
AVERAGE TIRE TURNING ANGLE LEFT	39.7	DEGREES		
AVERAGE TIRE TURNING ANGLE RIGHT	39.7	DEGREES		
AVERAGE REAR AXLE TURNING RADIUS LEFT	327.6	INCHES	27.3	FEET
AVERAGE REAR AXLE TURNING RADIUS RIGHT	327.6	INCHES	27.3	FEET
OUTSIDE REAR AXLE TURNING RADIUS LEFT	378.6	INCHES	31.5	FEET
OUTSIDE REAR AXLE TURNING RADIUS RIGHT	378.6	INCHES	31.5	FEET
INSIDE REAR AXLE TURNING RADIUS LEFT	276.6	INCHES	23.0	FEET
INSIDE REAR AXLE TURNING RADIUS RIGHT	276.6	INCHES	23.0	FEET

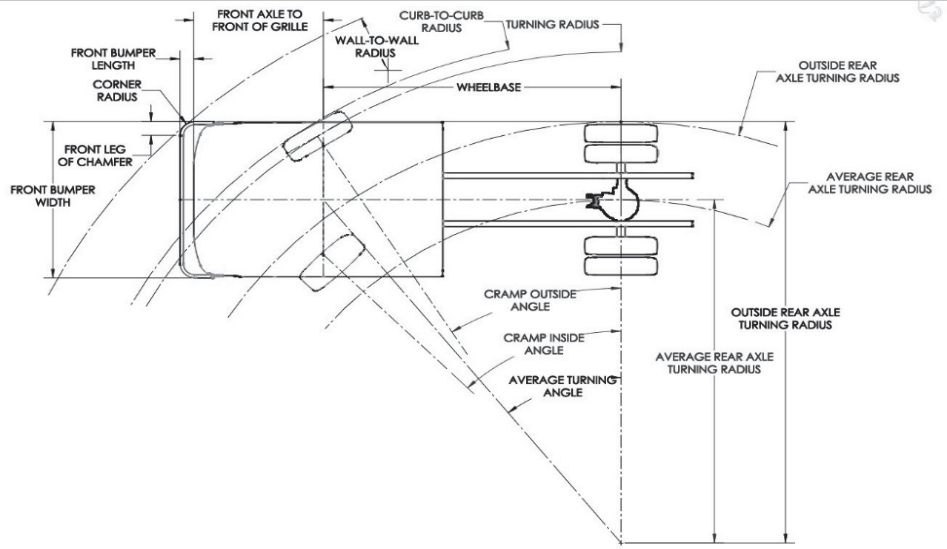

Rosenbauer Motors v. 10282015mjb

TURNING RADIUS CALCULATIONS BASED ON AVERAGE OF INNER AND OUTER FRONT WHEEL CRAMP ANGLES

INPUT DESCRIPTION	INPUT VALUE	UNITS
VIN	IFS 205 WB 48° Cramp	
WHEELBASE	205	INCHES
FRONT AXLE	IFS20	
FRONT AXLE KPI	71.48	INCHES
FRONT AXLE TRACK	95.38	INCHES
FRONT TIRE	XZY3 425/65R22.5	
FRONT TIRE OVERALL WIDTH	16.6	INCHES
FRONT WHEEL	Accuride 12.25 X 22.5 Al	
FRONT WHEEL INSET	4.75	INCHES
FRONT AXLE TO FRONT OF GRILL	79.37	INCHES
FRONT BUMPER LENGTH	18	INCHES
FRONT BUMPER WIDTH	102	INCHES
FRONT BUMPER CORNER RADIUS (R) OR CHAMFER (C)?	R	
FRONT BUMPER CORNER RADIUS	9	INCHES
LEFT TURN CRAMP INSIDE ANGLE	48	DEGREES
LEFT TURN CRAMP OUTSIDE ANGLE	38.9	DEGREES
RIGHT TURN CRAMP INSIDE ANGLE	48	DEGREES
RIGHT TURN CRAMP OUTSIDE ANGLE	38.9	DEGREES

OUTPUT DESCRIPTION	OUTPUT VALUE	UNITS		UNITS
AVERAGE TIRE TURNING ANGLE LEFT	43.5	DEGREES		
AVERAGE TIRE TURNING ANGLE RIGHT	43.5	DEGREES		
AVERAGE REAR AXLE TURNING RADIUS LEFT	216.4	INCHES	18.0	FEET
AVERAGE REAR AXLE TURNING RADIUS RIGHT	216.4	INCHES	18.0	FEET
OUTSIDE REAR AXLE TURNING RADIUS LEFT	267.4	INCHES	22.3	FEET
OUTSIDE REAR AXLE TURNING RADIUS RIGHT	267.4	INCHES	22.3	FEET
INSIDE REAR AXLE TURNING RADIUS LEFT	165.4	INCHES	13.8	FEET
INSIDE REAR AXLE TURNING RADIUS RIGHT	165.4	INCHES	13.8	FEET

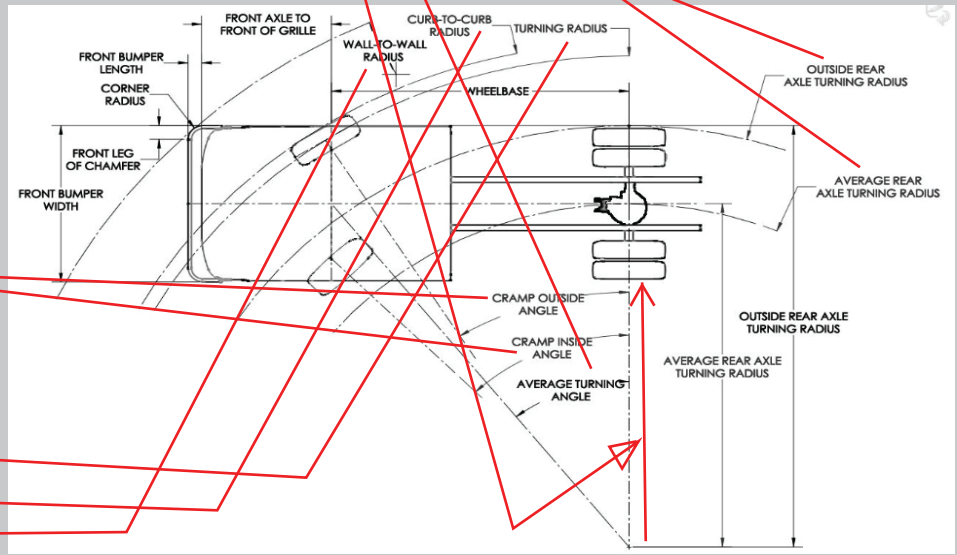

OUTPUT DESCRIPTION	OUTPUT VALUE	UNITS		UNITS
TURNING RADIUS LEFT	334.3	INCHES	27.9	FEET
TURNING RADIUS RIGHT	334.3	INCHES	27.9	FEET
CURB-TO-CURB RADIUS LEFT	342.6	INCHES	28.6	FEET
CURB-TO-CURB RADIUS RIGHT	342.6	INCHES	28.6	FEET
WALL-TO-WALL RADIUS LEFT	399.9	INCHES	33.3	FEET
WALL-TO-WALL RADIUS RIGHT	399.9	INCHES	33.3	FEET

Rosenbauer Motors v. 10282015mjb

Turning Radius Summary Orange County Rescue Commander (Inches)

Truck Model	Front Axle	Rating Lbs.	Spring Type	Wheelbase Inches	Front Tire	Wheel Inset Inches	Inside Cramp Angle	Outside Cramp Angle	Average Cramp Angle	Turning Radius Inches	Curb to Curb Radius Inches	Wall to Wall Radius Inches
Commander	Hendrickson SteerTek	24K	Parabolic	272	425	4.68	43°	36.4°	39.7°	463.3	471.5	526.6

Turning Radius Summary Orange County Rescue Commander (Feet)

Truck Model	Front Axle	Rating Lbs.	Spring Type	Wheelbase Inches	Front Tire	Wheel Inset Inches	Inside Cramp Angle	Outside Cramp Angle	Average Cramp Angle	Turning Radius Feet	Curb to Curb Radius Feet	Wall to Wall Radius Feet
Commander	Hendrickson SteerTek	24K	Parabolic	272	425	4.68	43°	36.4°	39.7°	38.6	39.3	43.9

DEFINITIONS

Wall-to-Wall: Half the minimum distance between two parallel walls that the truck can just make a full circle within. The outside corner of the bumper would just be grazing the walls. The front axle to grille, grille to front of bumper, width of bumper, radius or chamfer on bumper corners, and, of course wheelbase, cramp angle and track all influence this number.

Curb-to-Curb: Half the minimum distance between two parallel curbs that the truck can just make a full circle within. The outside of the outer front tire would just be grazing the curbs. The bumper would be overhanging beyond the curbs. Wheelbase, cramp angle and track all influence this number.

Turning Radius: The radius followed by the centerline of the outside tire.

Outside Rear Turning Radius: The radius of the curve formed by the outermost portion of the outside single or dual tire(s).

Inside Rear Turning Radius: The radius of the curve formed by the innermost portion of the inside single or dual tire(s). It represents the smallest radius island curb the rear tires just clear when turned all the way to the stop.

Cramp Angle: The number of degrees the front wheel end turns from straight ahead to either full left or full right before hitting the axle steering stop. Angle is as viewed from above.

Wheelbase: Dimension from the center of the front axle to the center of the rear axle or to the center of the rear tandem or tridem group.

Track (Track Width): Center of tire to center of tire left to right. For duals, the track is the dimension from the plane at the mounting surface between the two wheels on one side to the same on the other side.

Inset (front wheel or inner wheel of a dual assembly): The distance between the center of the tire/rim to the mounting face of the wheel (inner part of the wheel center).

Front Axle KPI: Kingpin Intersection—distance between the intersection of the kingpin axis and the wheel spindle axis from left to right. To get the track width, add the Front Axle KPI to the dimension between the KPI point and the mounting face of the hub for each wheel end minus the wheel inset for each wheel.

KPI: Kingpin Inclination. Angle of the steering pivot at the wheel end with a vertical plane parallel to the center of the chassis. Not used for the turning radius calculation.

COMMANDER™

WORLD CLASS CUSTOM FIRE CHASSIS

WWW.ROSENBAUERAMERICA.COM

rosenbauer

COMMANDER™

WORLD CLASS CUSTOM FIRE CHASSIS

DURABLE CONSTRUCTION

- Heavy Duty 3/16 Aluminum Plate
- Heavy Duty Aluminum Extrusion Framing
- Stamped Corners and Front Fascia
- Surpassed NFPA Standardized Side, Front & Roof Testing
- Industry Leading Floor Space for Driver & Officer

FULL LENGTH OR BARRIER STYLE DOORS

Your choice of door length and style

STATE-OF-THE-ART

- Finite Element Analysis
- State-of-the-Art Computer 3-D Engineering



TESTING

Rigorous testing ensures peak performance in the field.

Frontal Impact Test

Airbag Deployment Testing

HVAC Test

100,000 Mile Track Test

120,000 lb. Crush Test

Air Ride Cab

Optimized Steering Geometry

COMMANDER™

WORLD CLASS CUSTOM FIRE CHASSIS

INTERIOR

Complete and accessible interio

1. **Single Bonded Windshield**
2. **Point-to-Point Wiring System**
3. **In-Dash HVAC Vents**
4. **Automotive Style Wrap Around Dash**
5. **Industry Leading Hip Room**
6. **Customizable Center Console**
7. **Great Forward Visibility**
8. **Heated Windshield Optional**

8
8
1
7
4
3
2
6
5

COMMANDER™

WORLD CLASS CUSTOM FIRE CHASSIS

ERGONOMICS

Everything designed around you.

Wrap Around Dash, Conveniently Located Controls and in Dash HVAC Vents

Point-to-Point Electrical System (Pictured) Multiplexing Optional

Controls Located in Steering Wheel Optional

Outboard HVAC for Crew

Front Fluids Access Through Grill

Flat Crew Floor with One O'Clock PTO

Wide Door Openings and Low Steps

Independent Front Air Suspension

COMMANDER™

WORLD CLASS CUSTOM FIRE CHASSIS

ALUMINUM DASH

Optional

1. Single Bonded Windshield
2. Point-to-Point Wiring System
3. In-Dash HVAC Vents
4. Automotive Style Wrap Around Dash
5. Industry Leading Hip Room
6. Customizable Center Console
7. Great Forward Visibility
8. Heated Windshield Optional

Easy Access to In-Dash Components

Engine Tunnel Mounted HVAC

Flat Front Grill Optional

FRAME

PROTECTIVE COATINGS

Ultimate in Corrostion Resistance

Hot Dip Galvanizing Optional

Powder Coated Rail
and Cross-Members
Standard

COMMANDER™

WORLD CLASS CUSTOM FIRE CHASSIS

COMMANDER SPECS

COMMANDER PERFORMANCE OPTIONS

ENGINES	
TYPE	**RATINGS**
Cummins ISL	380-450 HP/1000-1250 ft-lbs. torque
Cummins ISX 12L	425-500 HP/1450-1645 ft-lbs. torque
Cummins ISX 15L	505-600 Hp/1850 ft-lbs of torque

TRANSMISSIONS	
TYPE	**RATINGS**
Allison	3000 EVS
Allison	4000 EVS

AXLES	
TYPE	**RATINGS**
Steer	18k, 20k, 21.5k, 22.8k | IFS 20k & 24k
Drive	24k, 27k, 31.5k, 33k, 35k
Tandem	40k, 44k, 48k, 52k, 54k, 60k, 63k
4x4 Options: Transfer Case or Power Divider	Front Axle Marmon Herrington MT-22 & MT-17 EZ-Trac System 20k Front Power Divider Axles: 23K, 27K, 31K

	33” 2-DOOR CAB
FLAT ROOF	
8” RAISED ROOF	
11” RAISED ROOF	
18” RAISED ROOF	
24” RAISED ROOF	



Cummins Powered ISL or ISX

54” CAB	60” CAB	65” CAB	70” CAB	78” CAB
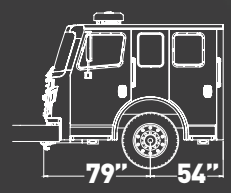				
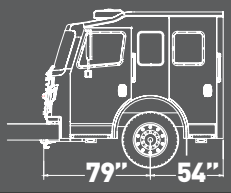	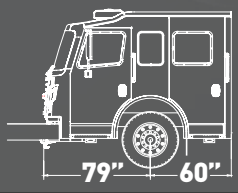	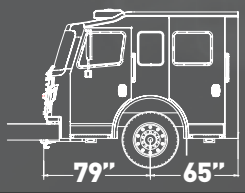		
	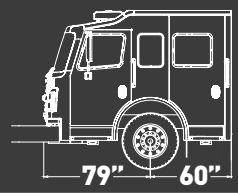			
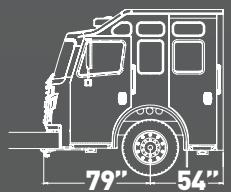	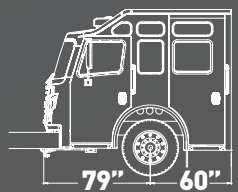			
79” Dimension is from “Face of Grille to Centerline of Front Axle.				

Round Headlights

Square Headlights



Seating for up to 10

ROSENBAUERAMERICA.COM INFO@ROSENBAUERAMERICA.COM ROSENBAUER GROUP @ROSYFIRE ROSENBAUERFIRE

Rosenbauer South Dakota, LLC
100 Third Street; Lyons, SD 57041
605.543.5591

Rosenbauer Minnesota, LLC
5181 260th Street; Wyoming, MN 55092
651.462.1000

Rosenbauer Motors, LLC
5190 260th Street; Wyoming, MN 55092
651.462.1000

Rosenbauer Aerials, LLC
870 S Broad Street; Fremont, NE 68025
402.721.7622

NJPA AWARDED CONTRACT SOUTH DAKOTA, LLC. #011714-RSD | MINNESOTA, LLC. #011714-RMN

120
60
0
PSI
120
60
0
PSI
40
60
20
0
80
MPH
100
3823.6 M
10
20
RPM x100
30
16
14
12
10
VOLTS
250
200
150
100
F
120
80
40
0
PSI
F
E
F
E
DEF

ARCTICBLAST™

AC Validation Tests

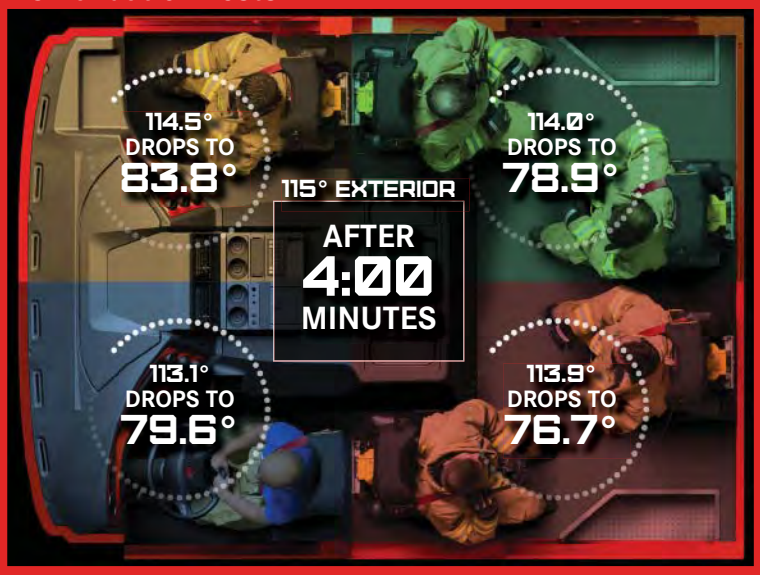

The Rosenbauer America ArcticBlast™ Climate Control system pulled interior cab temperature of 115° Fahrenheit down 30° in 4 minutes across driver and passenger thermocouple sensors.

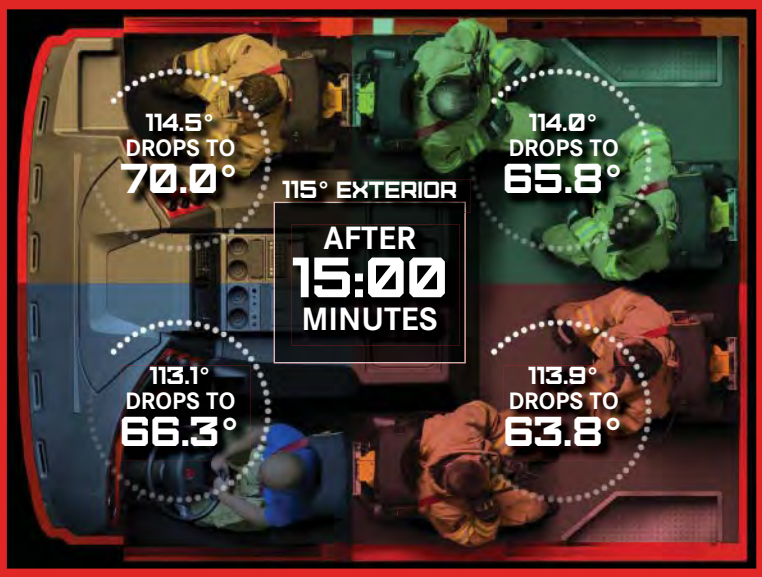

The Rosenbauer America ArcticBlast™ Climate Control system pulled down interior cab temperature of 115° Fahrenheit to 70° or less in 15 minutes across all passenger thermocouple sensors.

Open Door Simulations

Time required to recover from 80.7° Fahrenheit to 68° Fahrenheit was 1 minute or less across the passenger thermocouple sensors. The exterior temperature remained at 115° Fahrenheit.

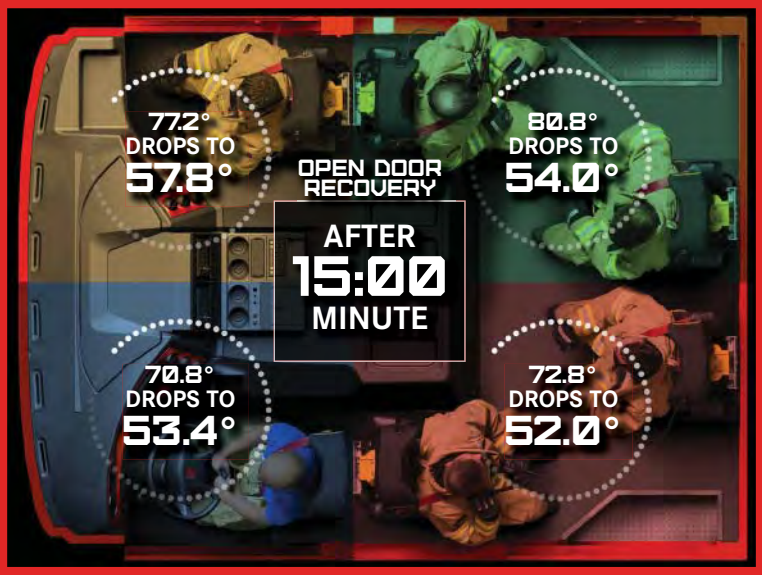

Temperatures across passenger thermocouple sensors were less than 61° Fahrenheit at the allotted 15-minute stabilization period concluding the test. The exterior temperature remained at 115° Fahrenheit.

ArcticBlast ™ Climate Control System is not recommended for cooler climates, due to the increased cooling capacity on days with lower ambient temperatures, the chassis engine may not reach proper operating temperature.

Rosenbauer Motors, LLC
5190 260th Street; Wyoming, MN 55092
Phone: 651-462-1000

ROSENBAUERAMERICA.COM | INFO@ROSENBAUERAMERICA.COM

ROSENBAUER IMPROVED AIR CONDITION SYSTEM FOR FIRE APPARATUS CABS TO MITIGATE HEAT-RELATED ILLNESS AND ENHANCE OCCUPANT COMFORT.

Heat-related illness of firefighters in the line of duty is a major health risk that can cause heat rash, heat cramps, heat exhaustion and heat stroke. A recent National Institute of Occupational research study of 674 active firefighters nationwide showed 74.8% of this group experienced heat-related illness symptoms.

Heat-related illness is a pathological state caused by the elevation of the body core temperature. Decreased job performance, confusion, physical debilitation, blood disorders, organ damage and death can result without proper treatment.

A key defense against heat-related illness is appropriate cooling during recovery periods. Rosenbauer America has developed ArcticBlast Climate Control, a high-performance apparatus cab cooling system (air conditioning) designed to deliver cooler air to occupants and cool cab interiors more effectively and faster than standard air conditioning system.

The following test results were prepared by the independent Environmental Testing Laboratory (ETL) of Dallas, Texas. ETL is ANAB Accredited laboratory.

TESTING PROCEDURES:

A controlled testing chamber with Rosenbauer America fire truck within was heated utilizing heat lamps to simulate heat from the sun to create realistic solar loading. The truck interior was externally heated to a minimum temperature of 115 degrees Fahrenheit for a minimum of 1 hour soak maintaining a stable temperature with a relative humidity of 20%.

13 Thermocouple sensors were used to measure temperature variations within the apparatus cab.

TEST 1 – Cooling closed cab interior after 1+ hour of stable 115 degrees ambient temperature.
RESULTS:

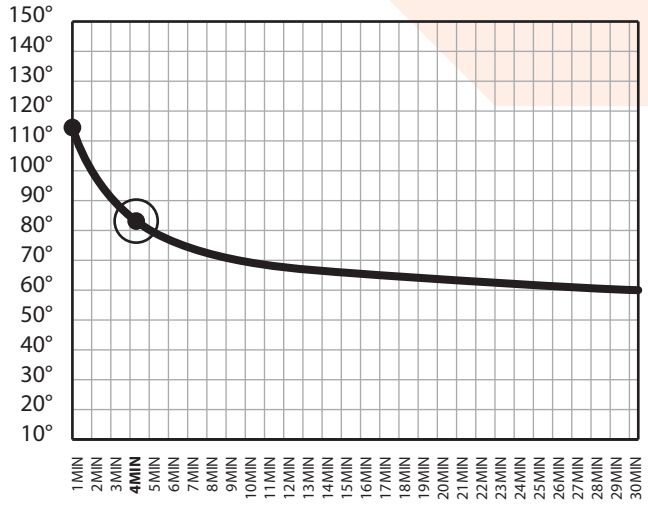

The Rosenbauer America ArcticBlast Climate Control system pulled interior cab temperature of 115 degrees Fahrenheit down 30 degrees in 4 minutes across driver and passenger thermocouple sensors.

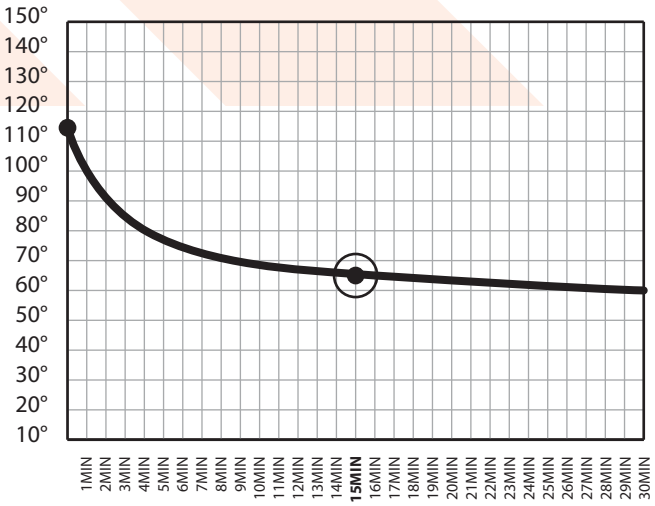

The Rosenbauer America ArcticBlast Climate Control system pulled down interior cab temperature of 115 degrees Fahrenheit to 70 degrees or less in 15 minutes across all passenger thermocouple sensors.

Rosenbauer Motors, LLC
5190 260th Street; Wyoming, MN 55092
Phone: 651-462-1000

ROSENBAUERAMERICA.COM | INFO@ROSENBAUERAMERICA.COM

TEST 2 – Recovery of cab interior temperature after opening all doors completely for a minimum of 1 minute. This was done to simulate passenger ingress and egress during ArcticBlast Climate Control system operation.

After 1 minute of all doors open, temperatures at the passenger thermocouple sensors raised to 82 degrees or less.

RESULTS:

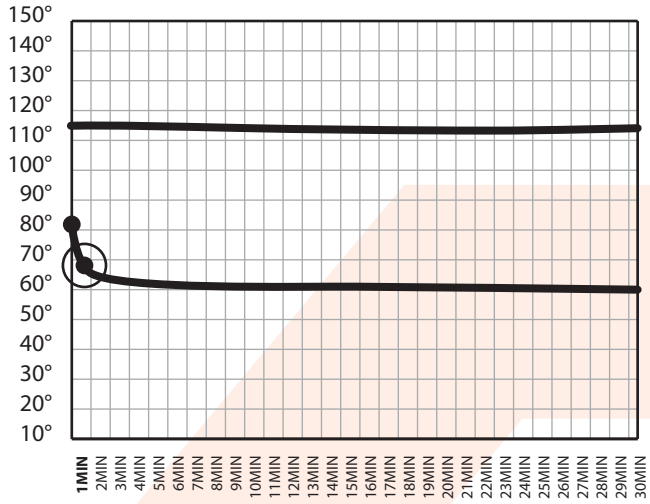

Time required to recover from 80 degrees Fahrenheit to 68 degrees Fahrenheit was 1 minute or less across the passenger thermocouple sensors. The exterior temperature remained at 115 degrees Fahrenheit.

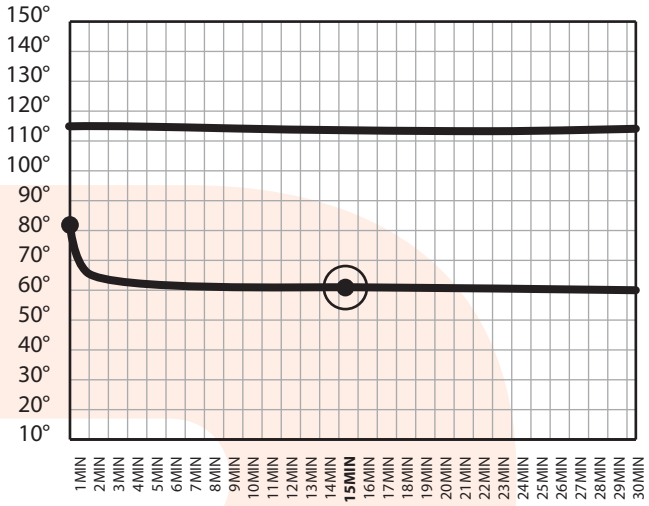

Temperatures across passenger thermocouple sensors were less than 57.8 degrees Fahrenheit at the allotted 15-minute stabilization period concluding the test. The exterior temperature remained at 115 degrees Fahrenheit.

TEST 3 – The ArcticBlast Climate Control system was run for 15 minutes for stabilization. A solar load soak created with heat lamps to simulate the sun on exterior of vehicle was initiated for 45 minutes.

RESULTS:

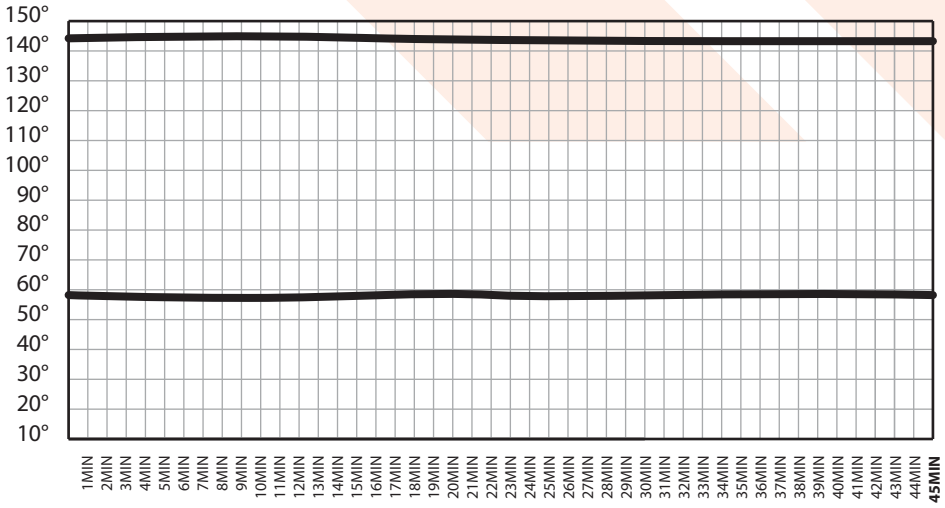

During 45 minute heat soak the roof temperature climbed to 143 degrees. The cab interior thermocouple sensors recorded a consistent 60 degrees or less temperature reading throughout testing period.

CONCLUSION:

Rosenbauer America is ArcticBlast Climate Control was designed for extreme heat environments to reduce temperature in fire truck cabs. This system has been shown to provide superior passenger comfort and improved safety when used for recovery from potential heat-related illnesses.

For more information or complete test results please call Rosenbauer America at 605-543-5591 or email info@rosenbaueramerica.com

THE BEST EQUIPMENT ADAPTS TO YOUR NEEDS

EASY PUMP ACCESS

Pump enclosures include large hinged access panels, hinged gauge panels, and brushed stainless steel or black vinyl control panels. Gauges are aligned with valve controls for easy identification.

EASY ACCESS WIRING PANEL

A centrally located electrical panel is provided with aircraft style, waterproof connectors. Wiring diagrams are provided with each unit built.

STORAGE ABUNDANCE

Multiple compartment widths, heights, and depths are available to accommodate various water tank, hose load, and equipment storage requirements.

10-YEAR PAINT WARRANTY

Painted body parts are backed by a 10-year manufacturer's warranty.

ELECTRICAL SYSTEM

Entire electrical system is engineered and tested prior to installation. All wiring is color and function coded every three inches.

ROSENBAUERAMERICA.COM INFO@ROSENBAUERAMERICA.COM ROSENBAUER GROUP @ROSYFIRE ROSENBAUERFIRE

Rosenbauer South Dakota, LLC
100 Third Street; Lyons, SD 57041
605.543.5591

Rosenbauer Motors, LLC
5190 260th Street; Wyoming, MN 55092
651.462.1000

Rosenbauer Minnesota, LLC
5181 260th Street; Wyoming, MN 55092
651.462.1000

Rosenbauer Aerials, LLC
870 S Broad Street; Fremont, NE 68025
402.721.7622

NJPA AWARDED CONTRACT SOUTH DAKOTA, LLC. #011714-RSD | MINNESOTA, LLC. #011714-RMN

EXT BODY



EXT BODY

WWW.ROSENBAUERAMERICA.COM

rosenbauer

HIGH-QUALITY WHEEL WELL OPTIONS

Easily replaceable wheel well housings are available in four-way aluminum, painted aluminum, or stainless steel. Polished stainless fenderettes and high-density radius inner liners are standard.

FULLY PROTECTED WIRING AND LIGHTING

All wiring is encased within the body extrusions so that weather, equipment, and other gear won't snag or damage it. Lighting is also recessed for protection. Both lights and wiring are easily accessed via bolt-in-place panels.

KEEP EQUIPMENT DRY AND PROTECTED

Roll-up doors open full width and above the compartments, offering increased storage space and service of doors in the closed position. Roll-up doors are isolated in a separate compartment, eliminating moisture inside the storage space.

DURABLE HINGES DON'T SACRIFICE SPACE

Compartment doors feature stainless steel hinges, which are concealed and protected from the elements, and striker pins that extend out of the door opening. Offset hinges also allow doors to open the full width of the compartment.

STORAGE FROM TOP TO BOTTOM

Recessed roll-up doors offer topside equipment mounting so that cord reels and other equipment can be attached to the ceiling for added storage.

EASY ACCESS STEP TO STORAGE AREA

Lower compartment door panels flip down to provide easy access to upper compartment storage area.

EXT BODY

PAYING ATTENTION TO THE SMALLEST DETAILS

At Rosenbauer, we think paying attention to the smallest detail is a big deal. We construct each EXT model from our own patented body design, so every part is given just as much attention as the next. Because the details that go into our trucks are just as important as the results that come with them.

1 Water Tank Support and Subframe (4"x3")

Minimum of six solid aluminum structural "I" beams with .29" flanges.

2 Double Wall "I" Beam (4"x2.5")

Used at the rear to support a higher stress load. These thicker beams (.375") are used in combination with other "I" beams to provide the best structure and subframe support.



3 Pump Module Extrusion

4 Front & Rear Body Corners

5 Main Frame Sill (4"x1.75"x5")

Full-length body rail made from 6061-T6 aluminum.

6 Primary Extrusion (4" x 12")

Full-length vertical extrusions with .2" wall thickness used at body corners and between each compartment.

7 "I" Channels that Don't End Where the Body Starts

EXT model "I" channels run all the way through the truck body for extra support, while conventional body channels are simply welded to the frame. This added strength allows the body to rest on the channel, distributing weight throughout the entire beam and reducing stress at the welds.



LIFETIME STRUCTURAL WARRANTY

The EXT body is backed with an industry-leading lifetime structural warranty.

STERLING STAINLESS STEEL OPTION

The Sterling stainless steel body matches the design of the EXT body. In lieu of extruded aluminum, the Sterling body is built with formed 304 stainless steel to the similar dimensions. Multiple compartment widths, heights, and depths are available to accommodate the needs of the fire department. The stainless steel body design is backed by a 20-year structural warranty.

CUSTOM REAR MOUNT PUMPER

CUSTOM AERIAL

CUSTOM TOP MOUNT PUMPER

RESCUES

CUSTOM AND COMMERCIAL WALK-IN AND NON-WALK-IN

WWW.ROSENBAUERAMERICA.COM

rosenbauer

ROSENBAUER RESCUES

CUSTOM RESCUES

Custom Command Rescue

CUSTOM COMMAND RESCUE

- Commander 4000 Chassis Two-Door
- FX 3/16" Aluminum Body
- Command Area with Communications and Video Center in Body
- 40 kW PTO Generator
- Power Lifegate
- Retractable Powered Awning

CUSTOM COMMAND WALK-IN RESCUE

- Commander 4000 Chassis Two-Door
- Command Area with Communications and Video Center
- FX Aluminum 3/16” Aluminum Body
- 40 kW PTO Generator
- Powered Liftgate
- Retractable Powered Awning

Overhead Storage

Command Desk

CUSTOM COMMAND RESCUE

- Commander 4000 Chassis Three-Door
- Command Area in Chassis Cab
- EXT Aluminum Body with Lifetime Transferable Warranty
- 30 kW PTO Generator
- Cascade System with Two Bottle Fill Station
- Flip Down Compartment Steps

ROSENBAUER RESCUES

CUSTOM RESCUES

CUSTOM NON-WALK-IN RESCUE

- Commander 4000 Chassis
- Slide-out Tool Boards
- EXT Heavy Duty Aluminum Body w/ Lifetime Transferable Warranty
- Slide-out Equipment Trays
- Electric Rewind Reels

HEAVY CUSTOM NON-WALK-IN RESCUE

- Commander 3000 Chassis
- FX Aluminum Body
- 40 kW PTO Generator
- Large Coffin Storage Compartments
- Slide-out Transverse Equipment Trays
- Rear Slide-out “Staircase” Access to Roof

ROSENBAUER RESCUES

COMMERCIAL RESCUES

COMMERCIAL COMMAND WALK-IN RESCUE

- Command Area with Communications and Video Center
- EXT Heavy-Duty Aluminum Body with Lifetime Transferable Warranty
- Flip Down Safe Steps
- 40 kW PTO Generator

SMART CAB

COMMERCIAL SMART CAB RESCUE

- SMART CAB with Seating for Four Crew
- FX Aluminum Body
- Scene Light Tower
- Transverse Compartments
- Green Star IRT

COMMERCIAL MEDIUM NON-WALK-IN RESCUE

- Command Area with Desk
- FX Aluminum Body
- Scene Light Tower
- Coffin Compartments
- EZ Climb Ladder

COMMERCIAL MEDIUM NON WALK-IN RESCUE

- FX Aluminum Body
- Slide-out Equipment Trays
- Slide-out Four Pack SCBA Carousel
- UHPS Fire Suppression for Quick Attack
- SCBA Storage

COMMERCIAL MEDIUM NON-WALK-IN RESCUE

- FX Aluminum Body
- Breathing Air Compressor
- Cascade System/Three Bottle Fill Station
- Refrigerator for Cold Drink Storage
- Retractable Awning

ROSENBAUER RESCUES

MINI-RESCUES

LIGHT WALK-IN RESCUE

- EMS Cabinet Inside Crew Area
- FX Aluminum Body
- Seating for Five
- Hydraulic Tool Reels
- Scene Light Tower

LIGHT NON-WALK-IN RESCUE

- FX Aluminum Body
- Seating for Five
- Transverse Compartments
- SCBA Bottle Fill Station

ROSENBAUERAMERICA.COM INFO@ROSENBAUERAMERICA.COM ROSENBAUER GROUP @ROSYFIRE ROSENBAUERFIRE

Rosenbauer South Dakota, LLC
100 Third Street; Lyons, SD 57041
605.543.5591

Rosenbauer Minnesota, LLC
5181 260th Street; Wyoming, MN 55092
651.462.1000

Rosenbauer Motors, LLC
5190 260th Street; Wyoming, MN 55092
651.462.1000

Rosenbauer Aerials, LLC
870 S Broad Street; Fremont, NE 68025
402.721.7622

NJPA AWARDED CONTRACT SOUTH DAKOTA, LLC. #011714-RSD | MINNESOTA, LLC. #011714-RMN

Fire Apparatus Solutions

APPARATUS SERVICE

DIAMONDBACK FIRE & RESCUE

EQUIPMENT SALES

1762 S SYCAMORE AVE, RIALTO, CA 92376 (909)-879-7354

24/7 EMERGENCY SERVICE: (714) 357-9706

fasservice.org

For All Your Apparatus Needs

Our Mission at FAS is to maintain your fleet. We offer a variety of services designed around your needs, from complete fleet maintenance to special projects. Our experienced EVT and CFMA certified mechanics are qualified for all repairs and support of your vehicles. Our shop is fully equipped to get you back in service, so you can get back to what you do best.

A FULL LINE OF SERVICE

- Air & ABS Brake System Specialists
- AC & Heating Service/Repair
- Aluminum/Steel Welding & Fabrication
- Battery & Lighting Systems
- Body, Cab, & Frame Repair
- Communication & Intercom Systems
- Drivetrain Components
- Electrical Diagnostics
- Electronic System Diagnostic
- Engine Repair
- Generator Service & Repair
- Hydraulic Cylinder & System Repair
- Paint Booth For All Your Painting Needs
- PTO Replacement, Installation
- Pump, Valve & Plumbing Repair
- Compliance Inspections (NFPA, DOT)

CONTACT US

SALES & SERVICE
William Kalmikov - General Manager
P: (714) 357-9706
E: FASFire@gmail.com

PARTS SALES
Ryan Bradberry - Parts Sales Rep.
C: (951) 264-4166
E: RyanFASfire@gmail.com

ACCOUNTING / BILLING & EQUIPMENT
Jennifer Rodriguez - Office Manager
P: (909) 879-7354
C: (909) 301-3983
E: JennFASfire@gmail.com

WARRANTY
Cuah Beltran - Service Manager
C: (626) 419-6550
E: CuahFASfire@gmail.com

APPARATUS SALES
Scott Beck - Sales Manager
C: (402) 719-1242
E: ScottFASfire@gmail.com

MOBILE SERVICE

24/7 EMERGENCY SERVICE

PICK UP / DELIVERY

Because we know how important it is to get you back into service, our FAS team is available ***24 hours a day, 7 days a week, 365 days a year*** to meet your emergency needs. Call us at *714-357-9706* anytime for an immediate response. We even provide Pick-Up and Delivery options!



- **Annual / Quarterly Inspection**
- **Emergency Roadside Assistance**
- **Preventative Maintenance L.O.F.**
- **Minor Engine & Chassis Diagnose / Repair**
- **Lap Top Diagnostics ABS, Engine, Transmission, V-Mux**

SHOP SERVICE

Our shop is fully equipped to handle whatever your needs may be. We also keep a large inventory of parts in stock to get your apparatus back in service.

- **Major Aerial Repairs**
- **Pump Testing**
- **Scheduled UL Testing & Repair**
- **Tank Removal & Repair**
- **Frame Rail Repair**
- **Aluminum Welding & Modifications**
- **Siren, Lighting, & Decal Package**
- **Plumbing Modifications**
- **Custom SS Tig Welding**

LADDER TESTING / MAINTENANCE

Make sure your ladders are UL and NFPA compliant. At FAS we tailor our services to your needs. We offer regular maintenance, ladder repair, and 3rd party ladder testing to help keep your team safe and your truck in service.

COMPLETE REFURBISHED PRODUCTS

From aerial ladder trucks to pumpers, we refurbish them all. All of our refurbished ladders are fully inspected and have 10 year structural warranty.

- **Side Blocks**
- **Cables**
- **Waterways**
- **Rebuilt Hydraulic Cylinders**

REFURBISHED WATER TENDER

REFURBISHED PUMPER

REFURBISHED LTI AERIAL

COLLISION REPAIR

MAJOR BODY REPAIR

FRAME & CHASSIS REPAIR

CRITICAL REPAIRS

CUSTOM PROJECTS

When you need to customize a compartment, extra storage, or need a wireless hydraulic actuating arm. You can trust us to customize to your specifications.

CUSTOM TRAY

CUSTOM STORAGE

WIRELESS HYDRAULIC ACTUATING ARM

AUTHORIZED FIRE TRUCK SALES

FAS is an authorized dealer for Smeal Fire Apparatus, US Tanker Co. (UST), Ladder Tower Co. (LTC), and Danko Emergency Vehicles. From pumpers and tankers to platforms and aerials, and now Quints! We are dedicated to the quality craftsmanship in every apparatus we produce. Contact us to start building your custom fire truck. We Build Respect!

LADDER TOWER CO.
A Smeal Company

IT'S BACK! LTI is Now LTC

Snorkel Squrt TELE Squrt

LTC™ aerials, formerly known as LTI, have over four decades of durability and performance in the toughest operational environments. More than 5,000 of these aerials have been built since they were first introduced in the late 1960s. In fact, Ladder Tower Co. and Smeal Fire Apparatus Co., our parent company, have more combined experience engineering, building, testing and supporting aerials than anyone else in the industry. For more information visit: www.laddertower.com

smeal

Smeal Fire Apparatus Co.

Smeal offers a full line of custom and commercial pumpers, rescue pumpers, mini and rescue pumpers, stainless steel tanker / tenders, aerial ladders, platforms, TDA's, wildland, and urban interface vehicles. For more information visit: www.smeal.com

ERGONOMIC HOSE LOAD (EHL)

It's always been the best way we know to deploy or pack hose. Smeal's EHL hydraulically extends the hosebed down and out behind your aerial to provide a low working height that lets you stand on the ground while reloading or unloading hose. The EHL puts a minimum of 1000' of 5" LDH within easy reach.

ELECTRIC POSITIONAL WATERWAY

Fingertip control gives aerial operators maximum flexibility. Smeal's patented, electric positional waterway allows the aerial operator to reposition the waterway with the flip of a switch at the turntable control station. This Smeal exclusive design lets you change the placement of the monitor from rescue to water tower positions with flows up to 1,500 GPM.

DIAMONDBACK FIRE & RESCUE

EQUIPMENT SALES

STARTING IN 1997 THIS FAMILY OWNED COMPANY BUILT ITS BUSINESS AROUND THE BEST HYDRAULIC EXTRICATION TOOL ON THE MARKET – AMKUS RESCUE SYSTEMS. STRIVING TO PROVIDE THE BEST **"SERVICE AFTER THE SALE",** DIAMONDBACK FIRE ALSO OFFERS EXTRICATION TRAINING AND MOBILE HYDRAULIC RESCUE TOOL SERVICE.

AMKUS®
RESCUE SYSTEMS

BEING A FULL LINE FIRE EQUIPMENT DEALER, WE WORK HARD TO PROVIDE THE BEST FROM ALL OF OUR SUPPLIERS:

- RES-Q-JACK FOR VEHICLE STABILIZATION
- VETTER FOR AIR BAGS AND HAZ MAT EQUIPMENT
- DRAEGER FOR GAS DETECTION EQUIPMENT, SCBA EQUIPMENT AND THERMAL IMAGING
- TASK FORCE TIPS FOR NOZZLES, VALVES, MONITOR MANIFOLDS, ADAPTERS AND FITTINGS
- SVI FOR BLOWERS AND SAWS
- CMC FOR ROPE AND RESCUE EQUIPMENT

FULL SERVICE, SALES, & PARTS DEALER

smeal · SPARTAN · TE · UST

AUTHORIZED SERVICE & WARRANTY

BME · Hackney · KME · rosenbauer

AUTHORIZED PARTS DISTRIBUTOR

AKRON BRASS COMPANY · Class 1 · Darley

KUSSMAUL ELECTRONICS — ENERGIZED AND READY WHEN SECONDS COUNT · Parker · Ramco Shop

FEDERAL SIGNAL · FOAMPRO — Precision foam every time · HALE

TRIDENT EMERGENCY PRODUCTS, LLC · WATEROUS SINCE 1886 · FRC FIRE RESEARCH CORP.

ADDITIONAL EQUIPMENT SALES SUPPLIERS

DUO Safety · TURTLE PLASTICS — slowly but surely · TEMPEST TECHNOLOGY CORP.

PMI · PETZL · RESCUE 42

EXHIBIT F: PARTY AND PARTICIPANT DISCLOSURE FORMS

Campaign Contributions Disclosure: In conformance with the statutory requirements of the State of California Government Code Section 84308, part of the Political Reform Act and Title 2, California Code of Regulations 18438 through 18438.8, regarding campaign contributions to members of appointed Boards of Directors, Offeror is required to complete the attached Party and Participant Disclosure Forms and submit as part of the proposal, **if applicable.**

Offeror is required to submit only one copy of the completed form(s) as part of its proposal. This/these form(s) should be included in the original RFP. The Offeror and subcontractors must complete the form entitled "Party Disclosure Form". Lobbyists or agents representing the Offeror in this procurement must complete the form entitled "Participant Disclosure Form". Reporting of campaign contributions is a requirement from the proposed submittal date up and until the OCFA Board of Directors takes action.

ORANGE COUNTY FIRE AUTHORITY
BOARD OF DIRECTORS

Shelley Hasselbrink, Chair
City of Los Alamitos

Joseph Muller, Chair
City of Dana Point

David Harrington, Director
City of Aliso Viejo

Rob Johnson, Director
City of Cypress

Anthony Kuo, Director
City of Irvine

Don Sedgwick, Director
City of Laguna Hills

Noel Hatch, Director
City of Laguna Woods

Ed Sachs, Director
City of Mission Viejo

Kathy Ward, Director
City of San Clemente

Juan Villegas, Director
City of Santa Ana

David John Shawver, Director
City of Stanton

Gene Hernandez, Director
City of Yorba Linda

Donald P. Wagner, Director
County of Orange

Vince Rossini, Vice Chair
City of Villa Park

Elizabeth Swift, Director
City of Buena Park

John R. O'Neill, Director
City of Garden Grove

Michele Steggell, Director
City of La Palma

Sandy Rains, Director
City of Laguna Niguel

Mark Tettemer, Director
City of Lake Forest

Carol Gamble, Director
City of Rancho Santa Margarita

Sergio Farias, Director
City of San Juan Capistrano

Thomas Moore, Director
City of Seal Beach

Letitia Clark, Director
City of Tustin

Tri Ta, Director
City of Westminster

Lisa Bartlett, Director
County of Orange

must also be included as part of the aggregation. Campaign contributions made to different directors or their alternates are not aggregated.

G. A list of the members and alternates of the Board of Directors is attached.

This notice summarizes the major requirements of Government Code Section 84308 of the Political Reform Act and 2 Cal. Adm. Code Sections 18438-18438.8 as it relates to contract awards.
[1] *Entitlement for the purposes of this form refers to contract award.*
[2] *All Contracts for the purposes of this form refer to the contract award of this specific solicitation.*

PARTY DISCLOSURE FORM

Party's Name: _____

Party's Address: _____

_____

Party's Telephone: _____

Solicitation Title and Number: _____

Based on the party disclosure information provided, are you or your firm subject to party disclosures?

No [X] If no, check the box and sign below. Yes [ ] If yes, check the box, sign below and complete the form.

Date: August 20, 2020

Signature of Party and/or Agent

To be completed only if campaign contributions have been made in the preceding twelve (12) months. Attach additional copies if needed.

Board Member(s) to whom you and/or your agent made campaign contributions and dates of contribution(s) in the preceding 12 months:

Name of Member: _____

Name of Contributor (if other than Party): _____

Date(s): _____

Amount(s): _____

Name of Member: _____

Name of Contributor (if other than Party): _____

Date(s): _____

Amount(s): _____

proceeding for this proposed involving a contract award. If an agent acting as an employee or member of a law, architectural, engineering, or consulting firm, or a similar business entity or corporation, both the business entity or corporation and the individual are agents.

4. To determine whether a campaign contribution of more than $250 has been made by a participant or his or her agent, contributions made by the participant within the preceding 12 months shall be aggregated with those made by the agent within the preceding 12 months or the period of the agency, whichever is shorter. Campaign contributions made to different members or alternates are not aggregated.

5. A list of the members and alternates of the Board of Directors is attached.

This notice summarizes the major requirements of Government Code Section 84308 and 2 Cal. Adm. Code Sections 18438-18438.8.

PARTICIPANT (AGENT) DISCLOSURE FORM

Prime's Firm Name: _____

Party's Name: _____

Party's Address: _____

_____

Party's Telephone: _____

Solicitation Title and Number: _____

Based on the participant disclosure information provided, are you or your firm subject to participant disclosures?

No [X] If no, check the box and sign below. Yes [ ] If yes, check the box, sign below and complete the form.

Date: August 20, 2020

Signature of Party and/or Agent

To be completed only if campaign contributions have been made in the preceding twelve (12) months. Attach additional copies if needed.

Board Member(s) to whom you and/or your agent made campaign contributions and dates of contribution(s) in the preceding 12 months:

Name of Member: _____

Name of Contributor (if other than Party): _____

Date(s): _____

Amount(s): _____

Name of Member: _____

Name of Contributor (if other than Party): _____

Date(s): _____

Amount(s): _____

Form **W-9**
(Rev. October 2018)
Department of the Treasury
Internal Revenue Service

Request for Taxpayer Identification Number and Certification

▶ Go to *www.irs.gov/FormW9* for instructions and the latest information.

Give Form to the requester. Do not send to the IRS.

Print or type. See Specific Instructions on page 3.

1 Name (as shown on your income tax return). Name is required on this line; do not leave this line blank.
Rosenbauer Minnesota, LLC

2 Business name/disregarded entity name, if different from above

3 Check appropriate box for federal tax classification of the person whose name is entered on line 1. Check only one of the following seven boxes.

☐ Individual/sole proprietor or single-member LLC ☐ C Corporation ☐ S Corporation ☐ Partnership ☐ Trust/estate

☒ Limited liability company. Enter the tax classification (C=C corporation, S=S corporation, P=Partnership) ▶ P

Note: Check the appropriate box in the line above for the tax classification of the single-member owner. Do not check LLC if the LLC is classified as a single-member LLC that is disregarded from the owner unless the owner of the LLC is another LLC that is **not** disregarded from the owner for U.S. federal tax purposes. Otherwise, a single-member LLC that is disregarded from the owner should check the appropriate box for the tax classification of its owner.

☐ Other (see instructions) ▶

4 Exemptions (codes apply only to certain entities, not individuals; see instructions on page 3):

Exempt payee code (if any) _____

Exemption from FATCA reporting code (if any) _____

(Applies to accounts maintained outside the U.S.)

5 Address (number, street, and apt. or suite no.) See instructions.
5181 260th Street, PO Box 549

Requester's name and address (optional)

6 City, state, and ZIP code
Wyoming, MN 55092

7 List account number(s) here (optional)

Part I Taxpayer Identification Number (TIN)

Enter your TIN in the appropriate box. The TIN provided must match the name given on line 1 to avoid backup withholding. For individuals, this is generally your social security number (SSN). However, for a resident alien, sole proprietor, or disregarded entity, see the instructions for Part I, later. For other entities, it is your employer identification number (EIN). If you do not have a number, see *How to get a TIN*, later.

Note: If the account is in more than one name, see the instructions for line 1. Also see *What Name and Number To Give the Requester* for guidelines on whose number to enter.

Social security number
☐☐☐ – ☐☐ – ☐☐☐☐

or

Employer identification number
4 1 – 1 8 0 8 3 7 9

Part II Certification

Under penalties of perjury, I certify that:

1. The number shown on this form is my correct taxpayer identification number (or I am waiting for a number to be issued to me); and
2. I am not subject to backup withholding because: (a) I am exempt from backup withholding, or (b) I have not been notified by the Internal Revenue Service (IRS) that I am subject to backup withholding as a result of a failure to report all interest or dividends, or (c) the IRS has notified me that I am no longer subject to backup withholding; and
3. I am a U.S. citizen or other U.S. person (defined below); and
4. The FATCA code(s) entered on this form (if any) indicating that I am exempt from FATCA reporting is correct.

Certification instructions. You must cross out item 2 above if you have been notified by the IRS that you are currently subject to backup withholding because you have failed to report all interest and dividends on your tax return. For real estate transactions, item 2 does not apply. For mortgage interest paid, acquisition or abandonment of secured property, cancellation of debt, contributions to an individual retirement arrangement (IRA), and generally, payments other than interest and dividends, you are not required to sign the certification, but you must provide your correct TIN. See the instructions for Part II, later.

Sign Here Signature of U.S. person ▶ Mary Kay Scheirl Date ▶ 7/23/19

General Instructions

Section references are to the Internal Revenue Code unless otherwise noted.

Future developments. For the latest information about developments related to Form W-9 and its instructions, such as legislation enacted after they were published, go to *www.irs.gov/FormW9*.

Purpose of Form

An individual or entity (Form W-9 requester) who is required to file an information return with the IRS must obtain your correct taxpayer identification number (TIN) which may be your social security number (SSN), individual taxpayer identification number (ITIN), adoption taxpayer identification number (ATIN), or employer identification number (EIN), to report on an information return the amount paid to you, or other amount reportable on an information return. Examples of information returns include, but are not limited to, the following.

- Form 1099-INT (interest earned or paid)
- Form 1099-DIV (dividends, including those from stocks or mutual funds)
- Form 1099-MISC (various types of income, prizes, awards, or gross proceeds)
- Form 1099-B (stock or mutual fund sales and certain other transactions by brokers)
- Form 1099-S (proceeds from real estate transactions)
- Form 1099-K (merchant card and third party network transactions)
- Form 1098 (home mortgage interest), 1098-E (student loan interest), 1098-T (tuition)
- Form 1099-C (canceled debt)
- Form 1099-A (acquisition or abandonment of secured property)

Use Form W-9 only if you are a U.S. person (including a resident alien), to provide your correct TIN.

If you do not return Form W-9 to the requester with a TIN, you might be subject to backup withholding. See What is backup withholding, *later.*

EXHIBIT H: OFFEROR'S INFORMATION

Please complete and/or provide all requested information. If the proposal is submitted by a corporation, please provide an additional attachment that states the names of the officers who can sign an agreement on behalf of the corporation and whether more than one officer must sign. If the proposal if by a partnership or a joint venture, state the names and addresses of all general partners and joint venture parties. If the respondent is a sole proprietorship or another entity that does business under a fictitious name, the proposal shall be in the real name of the respondent with a designation following showing "DBA (the fictitious name)," provided however, that no fictitious name shall be used unless there is a current registration with the Orange County Recorder.

The undersigned, as respondent, declares that all documents regarding this proposal have been examined and accepted and that, if awarded, will enter into a contract with the Orange County Fire Authority.

FIRM'S LEGAL NAME: Rosenbauer Minnesota, LLC

FIRM PARENT OR OWNERSHIP: _____

ADDRESS: 5181 260th Street

FIRM TELEPHONE #: 651-462-1000 **FIRM FAX #:** 651-462-1700

FIRM'S TAX I.D. NUMBER: 41-1808379 **INCORPORATED:** YES ☐ NO☒

LEGAL FORM OF COMPANY: (partnership, corporation, joint venture): Limited Liability Company

LENGTH OF TIME YOUR FIRM HAS BEEN IN BUSINESS: 91 Years

LENGTH OF TIME AT CURRENT LOCATION: 28 Years

NUMBER OF EMPLOYEES: 224 **NUMBER OF CURRENT CLIENTS:** 180

Management person responsible for direct contact with the Orange County Fire Authority and service required for this Request for Proposal (RFP).

NAME: Doug Feldman **TITLE:** Regional Sales Manager

TELEPHONE #: 916-919-0062 **E-MAIL:** dfeldman@rosenbaueramerica.com

Person responsible for the day-to-day servicing of the account.

NAME: Joe LaRocca **TITLE:** Southern California Sales

TELEPHONE #: 951-642-1291 **E-MAIL:** Jlarocca@vvgtruck.com

EXHIBIT I: CERTIFICATION OF PROPOSAL

In responding to RFP JA2440 – Heavy Rescue Vehicle, the undersigned Offeror(s) agrees to provide the vehicle to OCFA per the specifications. Offeror further agrees to the terms and conditions specified herein and the following terms and conditions that are a part of this proposal and resulting Master Agreement. ***If there are any exceptions to or deviations from the terms of the Master Agreement (Exhibit J), they must be stated in an attachment included with the offer.*** Where Offeror wishes to propose alternatives to the Authority's contractual requirements, these should be thoroughly explained. While exceptions will be considered, OCFA reserves the right to determine that an offer is non-responsive based upon any exceptions taken. OCFA's governing body reserves the right to deny any material exceptions to the contract. If no contractual exceptions are noted, Offeror will be deemed to have accepted the terms and conditions as set forth.

A. The Offeror hereby certifies that the individual signing the submittal is an authorized agent for the Offeror and has the authority to legally bind the Offeror to the Contract. Signature below verifies that the Offeror has read, understands, and agrees to the conditions contained herein and on all of the attachments and agenda.
B. The submission of the offer did not involve collusion or other anti-competitive practices.
C. The Offeror has not given, offered to give, nor intends to give at any time hereafter, any economic opportunity, future employment, gift, loan, gratuity, special discount, trip, favor, meal or service to a public servant in connection with the submitted offer.
D. The Offeror has submitted the Party, Participant (Agent) Disclosure Form if applicable.
E. The Offeror shall not discriminate against any employee or applicant for employment in violation of Federal or State law.
F. The Offeror complies fully with the Federal Debarment Certification regarding debarment suspension, ineligibility and voluntary exclusion.

Independent Price Determination:
I certify that this offer is made without prior understanding, arrangement, agreement, or connection with any corporation, firm or person submitting an offer for the same services, and is in all respects fair and without collusion or fraud. I certify that I have not entered into any arrangement or agreement with any Orange County Fire Authority public officer. I understand collusive bidding is a violation of State and Federal law and can result in fines, prison sentences, and civil damage awards. I agree to abide by all conditions of this offer and certify that I am authorized to sign this agreement for the Offeror.

To the Orange County Fire Authority:
The Undersigned hereby offers and shall furnish the services in compliance with all terms, scope of work, conditions, specifications, and amendments in the Request for Proposal which is incorporated by reference as fully set forth herein. The representations herein are made under penalty of perjury.

NAME OF FIRM: Rosenbauer Minnesota, LLC

ADDRESS: 5181 260th Street / PO Box 549

CITY: Wyoming **STATE:** MN **ZIP CODE:** 55092

PRINTED NAME: Christian Kleebauer **TITLE:** CEO

SIGNATURE OF PERSON AUTHORIZED TO SIGN: **DATE:** August 20, 2020

EXHIBIT "B"
Pricing Page

REQUEST FOR BEST AND FINAL OFFER

RFP JA2440 – HEAVY RESCUE VEHICLE

DATE BEST AND FINAL OFFER REQUESTED: October 15, 2020

DUE DATE FOR BEST AND FINAL OFFER: October 20, 2020 at 5:00PM

Rosenbauer Minnesota, LLC / Velocity Fire Equipment
jlarocca@vvgtruck.com

Dear Joe LaRocca,

Your firm, Rosenbauer Minnesota / Velocity Fire Equipment, submitted a proposal in response to the above referenced Request for Proposal (RFP) issued by the Orange County Fire Authority (OCFA). Rosenbauer, has been selected as a finalist for further consideration in the RFP evaluation. As part of the negotiation process, the Orange County Fire Authority is exercising the right to request a Best and Final Offer (BAFO) for further evaluation and consideration.

Rosenbauer, is invited to submit its BAFO for consideration in the award determination process. Best and Final Offers must be received no later than **5:00 P.M. October 20, 2020**. The BAFO may be submitted by email.

The purpose of the Best and Final Offer is to allow both OCFA and your firm to make any modifications to the required specifications, terms or conditions, of the contract before making the final decision in the award. In addition, the BAFO also provides your firm an opportunity to make final adjustments to the proposed pricing included in your original proposal.

Based on the submitted proposal, OCFA would like to request any additional pricing improvements you would like to offer to assist in making an award. In addition, further detailed information on warranty information is requested.

Best and Final Offers must be received by the Orange County Fire Authority - Purchasing Section no later than the deadline specified above. If a response is not received by the deadline, your original offer will serve as the final offer. Please submit your response to this request via e-mail to: jamesaguila@ocfa.org. The Best and Final Offer will further assist in making our final award recommendation.

Thank you again for your continued interest in doing business with Orange County Fire Authority.

Best Regards,

James Aguila
Assistant Purchasing Agent

TO THE ORANGE COUNTY FIRE AUTHORITY:
The Undersigned hereby amends the original proposal as indicated in this Best and Final Offer and shall provide the Heavy Rescue Vehicle in compliance with all terms, conditions, specifications, and amendments in the Request for Proposal which is incorporated by reference as if fully set forth herein. The representations herein are made under penalty of perjury.

JLaRocca	October 20, 2020
Signature of Person Authorized to Sign	**Date**
Joe LaRocca	Southern California Sales Engineer
Printed Name	**Title**

BEST AND FINAL OFFER PRICING

The initial proposal pricing that was submitted is provided below with an additional section provided for a BAFO adjustment. As a result of the vendor interview, the following changes are requested to be in included in the BAFO pricing consideration:

				Original Proposal Pricing		BAFO Pricing	
Item	**Description**	**UoM**	**Qty**	**Unit Price**	**Ext. Total**	**Unit Price**	**Ext. Total**
1	**HEAVY RESCUE VEHICLE** Per Specification No. 20-55-01 YEAR: 2021 MAKE: Rosenbauer MODEL: Commander Custom Walk-Around Rescue	Each	1	$851,830.00	$851,830.00	$ 851,830.00	$ 851,830.00
				Sales Tax (7.75%)	$66,017.00	$ 66,017.00	$ 66,017.00
				Subtotal	$917,847.00	$ 917,847.00	$ 917,847.00
2	Tire Fee per apparatus, non-taxable	Each	1	$20.00	$20.00	$ 20.00	$ 20.00
3	Exact transportation charges, if any, non-taxable	Each	1	$5,921.00	$5,921.00	$ 5,921.00	$ 5,921.00
4	Documentation Fees	Each	1	$300.00	$300.00	$ 300.00	$ 300.00
5	Pre-Inspection Trip cost **per person**	Each	5	$2,000.00	$10,000.00	$ 1,800.00	$ 9,000.00
6	Mid Inspection Trip cost **per person**	Each	4	$2,000.00	$8,000.00	$ 1,800.00	$ 7,200.00
7	Final Inspection Trip cost **per person**	Each	4	$2,000.00	$8,000.00	$ 1,800.00	$ 7,200.00
				Total	$950,088.00	$ 947,488.00	$ 947,488.00

OPTIONAL PRICING INFORMATION

				Original Proposal Pricing	BAFO Pricing
Item	**Description**	**Unit of Measure**	**Qty**	**Unit Price**	**Unit Price**
8	**Five (5) Year Extended Warranty Option**	Each	1	$25,817.00	$ $25,817.00
9	**Full 360° Degree View Camera System**	Each	1	$2,700.00	$ 2,100.00
10	**Electric Locking Door Mechanism on all roll-up doors**	All Doors	1	$11,700.00	$ 6,600.00

Please confirm what the most realistic delivery lead time would be after award of a purchase order. For your estimate, please assume the earliest date a purchase order could be issued is November 23, 2020.

1. What is the maximum number of days from the date the Purchase Order is awarded until the Heavy Rescue Vehicle is delivered to OCFA?

We feel that our originally quoted build time of 425 days is still accurate and will remain unchanged.

Please provide any additional information you would like OCFA to consider:

With this RFP being a competitive bid, Rosenbauer and Velocity Fire Equipment aggressively priced the proposed apparatus in our initial bid package to the OCFA. After reviewing this pricing for our Best & Final response, there were minimal cost savings that could be passed along and are reflected above. Although not an "official" question from the group, we have provided information related to the suspended accelerator and brake pedals discussed during the Vendor Interview that will be provided on the Rosenbauer Commander cab.

EXHIBIT "C"
Insurance Requirements

C1. Compliance with Insurance Requirements. Firm shall obtain, maintain, and keep in full force and effect during the term of this Agreement, at its sole cost and expense, and in a form and content satisfactory to OCFA, all insurance required under this section. Firm shall not commence any Services under this Agreement unless and until it has provided evidence satisfactory to OCFA that it has secured all insurance required under this section. If Firm's existing insurance policies do not meet the insurance requirements set forth herein, Firm agrees to amend, supplement or endorse the policies to meet all requirements herein.

C2. Types of Insurance Required. Without limiting the indemnity provisions set forth in this Agreement, Firm shall obtain and maintain in full force and effect during the term of this Agreement, including any extension thereof, the following policies of insurance:

C2.1 Commercial General Liability Insurance. Firm shall obtain and maintain, in full force and effect throughout the term of this Agreement, Insurance Services Office (ISO) Form CG 00 01 covering CGL on an "occurrence" basis, including property damage, bodily injury and personal & advertising injury with limits no less than one million dollars ($1,000,000.00) per occurrence and two million dollars ($2,000,000.00) aggregate. If a general aggregate limit applies, the general aggregate limit shall be no less than two million dollars ($2,000,000.00). Coverage for products and completed operations is required with limits no less than two million dollars ($2,000,000.00 aggregate. CGL insurance shall be provided on an occurrence-based coverage form; a "claims made" CGL policy is not acceptable. Firm shall maintain CGL insurance with per-claim, aggregate and products and operations completed limits no lower than the minimum CGL coverage limits set forth above. Defense costs shall be paid in addition to the limits. The policy shall contain no endorsements or provisions limiting coverage for any of the following: (1) contractual liability; (2) cross liability exclusion for claims or suits by one insured against another; or (3) any other exclusion contrary to this Agreement.

C2.2 Automobile Liability Insurance. Firm shall obtain and maintain, in full force and effect throughout the term of this Agreement, a policy of Automobile liability insurance written on a per occurrence basis with limits of at least one million dollars ($1,000,000.00) combined limit for each occurrence covering bodily injury, disease and property damage. Defense costs shall be paid in addition to the policy limits. The policy shall specifically include coverage for owned, non-owned, leased, and hired automobiles, and be endorsed to eliminate any exclusion applicable to any of them.

C2.3 Products Liability Insurance. Firm shall obtain and maintain, in full force and effect throughout the term of this Agreement, a policy of Products liability insurance with limits of at least one million dollars ($1,000,000.00)

C2.4 Workers' Compensation Insurance. Firm shall obtain and maintain, in full force and effect throughout the term of this Agreement, a policy of Workers' Compensation Insurance with limits no less than one million dollars ($1,000,000.00), and in compliance with all other statutory requirements applicable in the State of California. Firm hereby waives on its own behalf, and shall obtain an endorsement from its workers' compensation

insurer waiving on the insurance company's behalf, all rights of subrogation against the OCFA, its board members, officials, officers, employees, agents and volunteers.

C2.5.1 If subconsultants or subcontractors are used, Firm shall require each of its subconsultants and subcontractors, if any, to waive all rights of subrogation, and to obtain endorsements from the subconsultants'/subcontractors' workers' compensation insurers waiving all rights of subrogation, against the OCFA, its board members, officials, officers, employees, agents and volunteers.

C2.5.2 Firm and each of its subconsultants and subcontractors shall also maintain, in full force and effect throughout the term of this Agreement, Employer's Liability Insurance with limits of at least one million dollars ($1,000,000.00) per injury or illness.

C3. Acceptability of Insurers. Each insurance policy required by this section shall be issued by a licensed company authorized to transact business by the Department of Insurance for the State of California with a current rating of A-:VII or better (if an admitted carrier), or a current rating of A:X or better (if offered by a non-admitted insurer listed on the State of California List of Approved Surplus Line Insurers (LASLI)), by the latest edition of A.M. Best's Key Rating Guide, except that the OCFA will accept workers' compensation insurance from the State Compensation Fund. In the event the OCFA determines that the Services to be performed under this Agreement creates an increased or decreased risk of loss to the OCFA, the Firm agrees that the minimum limits of the insurance policies may be changed accordingly upon receipt of written notice from the OCFA.

C3.1 Firm shall immediately replace any insurer whose A.M. Best rating drops below the levels specified herein with an insurer that meets the minimum requirements herein.

C4. Specific Insurance Provisions and Endorsements. Required insurance policies shall not be in compliance if they include any limiting provision or endorsement that has not been submitted to the OCFA for written approval. Required insurance policies shall contain the following provisions, or Firm shall provide endorsements on forms approved by the OCFA to add the following provisions to the insurance policies:

C4.1 CGL and Auto Liability Endorsements. The policy or policies of insurance required by this Agreement for CGL and Automobile Liability Insurance shall be endorsed as follows:

C4.1.1 Additional Insured: The OCFA, its board members, officials, officers, employees, agents and volunteers, shall be additional insureds; and

Additional Insured Endorsements: Additional insured endorsements shall not (1) be restricted to "ongoing operations", (2) exclude "contractual liability", (3) restrict coverage to "sole" liability of Firm, (4) contain any other exclusions contrary to the Agreement; or (5) contain special limitations on the scope of protection afforded to additional insureds.

C4.1.2 Primary, Non-Contributing. Each CGL and Auto Liability insurance policy shall be endorsed to be primary and any other insurance, deductible, or self-insurance

maintained by the OCFA, its board members, officials, officers, employees, agents or volunteers, shall not contribute with the primary insurance.

C4.2 Notice of Cancellation: Each policy of any type shall be endorsed to provide that coverage shall not be suspended, voided, cancelled, or modified, or reduced in coverage or in limits, except after thirty (30) days prior written notice has been provided to the OCFA. Notwithstanding the foregoing, if coverage is to be suspended, voided, or cancelled because of Firm's failure to pay the insurance premium, the notice provided by the insurer to OCFA shall be by not less than ten (10) days prior written notice. (A statement that notice will be provided "in accordance with the policy terms" or words to that effect is inadequate to meet the requirements of this Section).

C4.2.1 Pre-Payment of Policy Premium. If for any reason an insurer declines to issue an endorsement certifying that it will notify OCFA in accordance with section 6.4.2, Firm shall either obtain insurance from another insurer who will provide the required notice endorsement or shall provide evidence satisfactory to OCFA that the entire policy premium for the full term of that policy has been pre-paid such that the risk of non-payment of premiums during the term of the policy has been eliminated.

C4.3 ACORD Forms Will Not Be Accepted in Lieu of Endorsements. By executing this Agreement, Firm certifies that it has – prior to execution of this Agreement - confirmed that its insurance company will issue each of the endorsements required by this Agreement. Firm also certifies that it understands that "ACORD" Certificate of Liability Insurance forms will not be accepted in lieu of required endorsements.

C5. Deductibles and Self-Insured Retentions. Any deductible or self-insured retention must be approved in writing by the OCFA in advance. The decision whether to approve or withhold approval of a deductible or self-insured retention shall be made by the OCFA in the OCFA's sole and absolute discretion. (Firm may request pre-approval from OCFA of a deductible or self-insured retention prior to submitting Firm's Proposal).

C6. Waiver of Subrogation. All policies of Commercial General Liability and Automobile Liability Insurance shall contain or be endorsed to waive subrogation against the OCFA, its officials, officers, employees, agents and volunteers, or shall specifically allow Firm or others providing insurance evidence in compliance with the requirements set forth in this section to waive their right to recovery prior to a loss. Firm hereby agrees to waive its own right of subrogation against the OCFA, its officials, officers, employees, agents and volunteers.

C6.1 Waivers of Subrogation: Subconsultants and Subcontractors. If OCFA approves the use of subconsultants or subcontractors for the performance of any portion of the Services, then Firm shall obtain from each subconsultant and subcontractor, and make available to OCFA upon request, written express waivers by each subconsultant and subcontractor of the right of subrogation against the OCFA, its officials, officers, employees, agents and volunteers, and policy endorsements of each of its subconsultants' and subcontractors' insurance policies waiving any rights of subrogation against the OCFA, its officials, officers, employees, agents and volunteers insurer. All such waivers and endorsements shall be obtained prior to commencement of any Services by each subconsultant or subcontractor.

C7. Evidence of Coverage. Concurrently with the execution of the Agreement, Firm shall deliver certificates of insurance together with original endorsements affecting each of the insurance policies required to be maintained by Firm by this Section 5. Firm shall promptly furnish, at OCFA's request, copies of actual policies including all declaration pages, endorsements, exclusions and any other policy documents OCFA requires to verify coverage.

C7.1 Required insurance policies shall not be in compliance if they include any limiting provision or endorsement that has not been submitted to the OCFA for written approval.

C7.2 Authorized Signatures. The certificates of insurance and original endorsements for each insurance policy shall be signed by a person authorized by that insurer to bind coverage on its behalf.

C7.3 Renewal/Replacement Policies. At least fifteen (15) days prior to the expiration of any policy required by this Agreement, evidence of insurance showing that such insurance coverage has been renewed or extended shall be filed with the OCFA. If such coverage is cancelled or reduced and not replaced immediately so as to avoid a lapse in the required coverage, Firm shall, within ten (10) days after receipt of written notice of such cancellation or reduction of coverage, file with the OCFA evidence of insurance showing that the required insurance has been reinstated or has been provided through another insurance company or companies meeting all requirements of this Agreement.

C8. Requirements Not Limiting. Requirement of specific coverage or minimum limits contained in this section are not intended as a limitation on coverage, limits, or other requirements, or a waiver of any coverage normally provided by any insurance. Nothing in this section shall be construed as limiting in any way the indemnification provision contained in this Agreement, or the extent to which Firm may be held responsible for losses of any type or amount.

C9. Enforcement of Agreement (Non-Estoppel). Firm acknowledges and agrees that actual or alleged failure on the part of the OCFA to inform Firm of any non-compliance with any of the insurance requirements set forth in this Agreement imposes no additional obligation on the OCFA nor does it waive any rights hereunder.

C10. Insurance for Subconsultants. If OCFA approves the use of subconsultants or subcontractors for the performance of any portion of the Services, then Firm shall be responsible for causing each approved subconsultant and subcontractor to procure and maintain insurance in the same types and amounts required for Firm, and in full compliance with the insurance requirements set forth in this Agreement, except as otherwise authorized in writing by the Contract Manager.

C10.1 Delivery of Evidence of Subcontractor Insurance. Upon request of OCFA, Firm shall deliver to OCFA all certificates of insurance and endorsements required from subcontractors and subconsultants. (Note: Firm's duty to obtain all required insurance for subcontractors and subconsultants required under this Agreement applies whether or not OCFA requests delivery of evidence of such coverage.)

C11. Other Insurance Requirements. The following terms and conditions shall apply to the insurance policies required of Firm and its subconsultants and subcontractors, if any, pursuant to this Agreement:

C11.1 Firm shall provide immediate written notice to OCFA if (1) any of the insurance policies required herein are terminated, cancelled, suspended, or non-renewed (2) the limits of any of the insurance coverages required herein are reduced; (3) any required insurance coverage is reduced below the required minimum limits through claims or otherwise, or (4) the deductible or self-insured retention is increased.

C11.2 All insurance coverage and limits required under this Agreement are intended to apply to each insured, including additional insureds, against whom a claim is made or suit is brought to the full extent of the policies. Nothing contained in this Agreement or any other agreement relating to the OCFA or its operations shall limit the application of such insurance coverage.

C11.3 None of the insurance coverages required herein will be in compliance with the requirements of this section if they include any limiting endorsement which substantially impairs the coverages set forth herein (e.g., elimination of contractual liability or reduction of discovery period), unless the endorsement has first been submitted to the OCFA and approved in writing.

C11.4 Certificates of insurance will not be accepted in lieu of required endorsements, and submittal of certificates without required endorsements may delay the Project. It is Firm's obligation to ensure timely compliance with all insurance submittal requirements as provided herein and Firm agrees to reimburse OCFA for any losses resulting from its failure, or its subconsultants' or subcontractors' failure, to timely comply with the requirements of this Agreement.

C11.5 Firm agrees to ensure that subconsultants and subcontractors, if any, and any other parties involved with the Project who are brought onto or involved in the Project by Firm, provide the same minimum insurance coverage required of Firm. Firm agrees to monitor and review all such coverage and assumes all responsibility for ensuring that such coverage is provided in conformity with the requirements of this section. Firm agrees that upon request, all agreements with, and evidence of insurance from, subconsultants and subcontractors and others engaged in performing any Services will be submitted to the OCFA for review.

C11.6 Firm agrees to provide immediate written notice to OCFA of any claim, demand or loss arising out of the Services performed under this Agreement and for any other claim, demand or loss which may reduce the insurance available to an amount less than required by this Agreement.

C12. Indemnification: To the fullest extent permitted by law, Firm shall defend (at Firm's sole cost and expense with legal counsel reasonably acceptable to OCFA), indemnify and hold the OCFA, its board members, officials, officers, employees, agents and volunteers, free and harmless from any and all claims, demands, orders, causes of action, costs, expenses, liabilities, losses, penalties, judgments, arbitration awards, settlements, damages or injuries of

any kind, in law or in equity, including but not limited to property or persons, including wrongful death, (collectively “Claims”) in any manner arising out of, pertaining to, related to, or incident to any alleged acts, errors or omissions, or willful misconduct of Firm, its officers, directors, employees, subconsultants, subcontractors, agents or invitees in connection with performance under this Agreement, or in any manner arising out of, pertaining to, related to, or incident to an alleged breach of this Agreement, including without limitation the payment of all consequential damages, expert witness fees and attorneys’ fees and other related costs and expenses.

Notwithstanding the foregoing, and only to the extent that the Services performed by Firm are subject to California Civil Code Section 2782.8, the above indemnity shall be limited, to the extent required by Civil Code Section 2782.8, to claims that arise out of, pertain to, or relate to the negligence, recklessness, or willful misconduct of the Firm.

Under no circumstances shall the insurance requirements and limits set forth in this Agreement be construed to limit Firm’s indemnification obligation or other liability hereunder. Notwithstanding the foregoing, such obligation to defend, hold harmless and indemnify the OCFA, its board members officials, officers, employees, agents and volunteers, shall not apply to the extent that such Claims are caused by the sole negligence or willful misconduct of that indemnified party

EXHIBIT “D”
Special Terms and Conditions

Orange County Fire Authority

AGENDA STAFF REPORT

Executive Committee Meeting
November 19, 2020

Agenda Item No. 2J
Consent Calendar

Increase to Agreement for Architectural and Civil Engineering Services for OCFA Project: Station Bathrooms Gender Accommodation

Contact(s) for Further Information

Jim Ruane, Assistant Chief Logistics Department	jimruane@ocfa.org	714.573.6801
Patrick Bauer, Property Manager	patrickbauer@ocfa.org	714.573.6471

Summary

This agenda item is submitted for approval to increase the professional services agreement with Gillis + Panichapan Architects, Inc. (GPa) and issue a corresponding purchase order for civil design, engineering, and construction management services for the provision of accessibility retrofits to Fire Stations 14, 16, and 53.

Prior Board/Committee Action(s)

On May 28, 2020, the Executive Committee authorized the award of a one-time Purchase Order in the amount of $274,250 to Gillis & Panichapan for design and architectural support services for station renovations at Fire Stations 14, 16, 32, and 53.

RECOMMENDED ACTION(S)

Authorize the Purchasing Manager to increase the professional services agreement with Gillis + Panichapan Architects and corresponding purchase order by $167,527 needed for the civil design, engineering, and construction management services in support of accessibility retrofits at fire stations 14, 16, and 53, resulting in a total amount not to exceed $441,777 in FY 2020/21 for the Station Bathrooms Restorations/Gender Accommodation project.

Impact to Cities/County

Not Applicable.

Fiscal Impact

Funding for the Station Bathrooms Gender Accommodation project has been approved in the Adopted FY 2020/21 Capital Improvement Program Budget, specifically in Fund 12110 General Fund CIP.

Background

Selection of Firm

On March 7, 2019, Request for Qualifications (RFQ) RO2362 was issued to establish multiple annual contracts for capital improvement and construction related professional services on an as-needed basis. Based on an evaluation of 36 proposals, the OCFA selection committee recommended GPa for the renovation projects at Fire Stations 14, 16, 32 & 53 based on a proven track record on past projects.

Project Description

The Station Bathrooms Gender Accommodation project is comprised of an inclusive facility needs assessment, the design, engineering, and construction of bathroom renovations, as well as modifications to accommodate gender needs. The initial group of stations being addressed by this project includes 14 (Silverado), 16 (Silverado), 32 (Yorba Linda), and 53 (Yorba Linda). Building code requires a specified amount of accessible improvements based on a percentage of construction cost. The accessibility requirements specified by the local agency building departments could not be determined until the full scope of construction work to be performed at the stations was determined. Design work performed to date has allowed GPa to determine that additional civil design and construction is necessary to meet the accessibility requirements at stations 14, 16, and 53. The accessibility improvements for these stations were not anticipated at the start of design.

Recommendation

Staff is recommending approval to authorize the Purchasing Manager to increase the professional services agreement with Gillis + Panichapan Architects and corresponding purchase order by $167,527 needed for the civil design, engineering, and construction management services in support of accessibility retrofits at fire stations 14, 16, and 53, resulting in a total amount not to exceed $441,777 in FY 2020/21 for the Station Bathrooms Restorations/Gender Accommodation project.

Attachment(s)

1. Proposed Amendment One
2. Gillis + Panichapan Architects Fee Proposal

ORANGE COUNTY FIRE AUTHORITY
AMENDMENT NUMBER ONE
TO CONSTRUCTION RELATED PROFESSIONAL SERVICES AGREEMENT

THIS AMENDMENT NUMBER ONE TO CONSTRUCTION RELATED PROFESSIONAL SERVICES AGREEMENT ("Amendment One") is made and entered into this __ day of November 2020, by and between the Orange County Fire Authority, a public agency, hereinafter referred to as "OCFA", and Gillis and Panichapan Architects, Incorporated, a Corporation, hereafter referred to as "Firm". OCFA and Firm are sometimes hereinafter collectively referred to as the "Parties".

RECITALS

WHEREAS, OCFA requires the services of a firm to provide architectural/engineering and construction project management services at OCFA Fire Stations 14, 16, 32, and 53, hereinafter referred to as "Project";

WHEREAS, OCFA and Firm entered into that certain Construction Related Professional Services Agreement on the 28th day of May, 2020 ("Agreement"), which is incorporated herein by this reference;

WHEREAS, OCFA has requested additional services for the provision of accessible retrofits to fire stations 14, 16, and 53;

WHEREAS, Firm has submitted to OCFA a proposal dated October 8, 2020, a copy of which is attached hereto as Attachment "1" providing additional pricing and task information for the requested services and is incorporated herein by this reference; and

WHEREAS, both Parties desire to amend the Agreement to increase the contract value of $274,250 by $167,527 for additional services for a new not to exceed amount of $441,777.

NOW THEREFORE, OCFA and Firm agree to amend the Agreement as follows:

1. Section 3.1 of the Agreement is hereby amended and restated in its entirety to read as follows:

3.1. <u>Compensation of Firm.</u>

For the services rendered pursuant to this Agreement, Firm shall be compensated and reimbursed in accordance with the terms set forth in Exhibit "A" in an amount not to exceed $441,777. Notwithstanding any provisions to the contrary, OCFA shall pay Firm only for services rendered deemed to be necessary by Firm and approved by OCFA. These Services shall be identified with particularity in writing and executed by both Firm and OCFA prior to payment.

Included within the compensation are all of Firm's ordinary office and overhead expenses, its agent's and employee's compensation, meetings with OCFA representatives, and incidental costs to perform the stipulated Services.

2. The proposal, dated October 8, 2020, attached hereto as Attachment "1", is hereby added to and made a part of the Agreement as Attachment "1" to Exhibit "A".

3. Except as expressly modified above, all terms and conditions of the Agreement shall remain unchanged and in full force and effect.

4. The persons executing this Amendment One on behalf of the Parties hereto warrant that they are duly authorized to execute this Amendment One on behalf of said Parties and that by so executing this Amendment One, the Parties hereto are formally bound to the provisions of this Amendment One.

[SIGNATURES ON FOLLOWING PAGE]

IN WITNESS WHEREOF, the Parties have executed this Amendment One as of the dates stated below.

"OCFA"

ORANGE COUNTY FIRE AUTHORITY

Date:_____ By:_____

Sara Kennedy, CPPB
Purchasing Manager

"FIRM"

GILLIS AND PANICHAPAN ARCHITECTS, INCORPORATED

Date: 10/29/2020 By:_____

Jack Panichapan
CEO

Date: 10/29/2020 By:_____

Linda Panichapan
Secretary

ATTACHMENT "1"

architecture • interior • planning
Gillis + Panichapan Architects, Incorporated
2900 Bristol Street Suite G-205 Costa Mesa, CA 92626 Tel 714 668 4260 Fax 714 668 1265 www.gparchitects.org

October 28, 2020

Robert Godfrey, CCM
Sr. Program & Construction Manager
GRIFFIN STRUCTURES

Subject: ***OCFA Station 16, 14, 53: Site and Additional Accessibility Improvements***

Robert,

We are pleased to have the opportunity to provide services for the provision of Accessible retrofits to the three of the OCFA Fire Stations listed in this proposal:

- Fire Station 16 in Modjeska Canyon (Site Improvements)
- Fire Station 14 in Silverado Canyon (Site Improvements)
- Fire Station 53 in Yorba Linda (Site and Restroom Improvements)

We understand that this project would involve an architectural and civil scope of design improvements, planning review/ entitlement, design development, and construction documents. Please see enclosed scope of work for a more detailed description of the services that GPa will be providing.

This proposal includes the following:

- Detailed Scope of Work
- Proposed Fee Schedule

SUB-CONSULTANT

The following is the sub-consulting Civil engineer team providing services on this project:

Civil Engineer:
Peter Gambino, PE, PLS, QSD
IDS Civil Engineers Inc.
Peter.gambino@idsgi.com

We have tailored our scope and subsequent fee proposal to accommodate the scope of work, realizing that there is latitude in both parameters to be discussed during the contract negotiation.

Respectfully,

Jock Panichapan, AIA, Principal, CEO
Gillis + Panichapan Architects, Inc.

Background and Understanding

Gillis + Panichapan Architects (GPa) is pleased to present the scope of work to provide the required accessibility retrofits for the outdoor primary path of travel at the respective of Fire Station 16, 14 in Silverado, and Station 53 in Yorba Linda. The main focus of all three will be outdoor path of travel with the exception of Station 53 (Yorba Linda) which potentially requires an adjustment of the existing restroom plumbing fixtures to provide full accessibility as required per CBC 2019. These accessible upgrades are required by their respective jurisdictions as a result of the proposed renovation and upgrades being proposed to each of the fire stations.

Without as-builts or survey of the site, there was insufficient data to verify parameters to retrofit the path of travel from public right of way /parking stall to main entrance to provide for accessibility. The initial step would provide site survey drawings as required to identify and document the accessible deficiencies. Once the survey is established, we would develop potential solutions for accessible improvement to review with OCFA to address and rectify those respective deficiencies. The final chosen scheme would be developed for plan check review approval.

These additional site retrofits would be provided in conjunction to the T.I. being completed by our team.

GPa understands that the OCFA is interested in simplicity, durability, lowering future maintenance costs. Improvement to the existing site to comply with ADA regulations shall be made to meet current accessibility regulations and federal ADA requirements to best extent possible within limitations of the nature of the existing site boundaries, topography, and natural features.

The main highlights of the accessible scope include the following:

- Survey the existing conditions of the site (path of travel from public right of way/ or parking to main entrance) and identify deficiencies.
- Based on the survey: Provide conceptual design exhibits to retrofit the primary path of travel layout to meet with ADA requirements. (Provide solution for restroom at Station 53).
- Provide regrading design of asphalt pavement, concrete pavement, curb, access ramps, and parking lot striping to develop an accessible path for the buildings (See attached Civil Scope).
- Providing new required accessible signage within the building and the site.

Approach

Throughout the project, GPa will be providing Project Coordination which includes meetings and coordination, design refinements with OCFA, and other jurisdictional (County and City) constituents that may provide design input, suggestions or restrictions for the project.

We will be accomplishing this in six (6) primary tasks (Tasks 1-6):

Task 1: Field verification, Survey Background Drawings, and Analysis
Information gathering and develop base plans for the existing conditions:

a. Meeting with the OCFA and GPa to review and refine scope and schedule, and identify critical milestones.
b. Survey site and verify record drawings with existing site conditions. Document existing site conditions. Identify opportunities and constraints for proposed improvements.
c. Provide Site Survey drawings with more specific existing conditions found from site observations as they apply to the proposed accessible upgrades. Document existing site conditions around facility to prepare for design retrofit of path and parking (Refer to Civil Scope). Produce back-ground as-built drawings. Identify opportunities and constraints for proposed improvements.

Task 2: Site Assessments and Design Development
Develop the Schematic Site Plans for the refined parking layout, pathways, and grading to respond to ADA deficiencies. Provide design exhibits to review with OCFA for input and approval:

a. With the Survey data described in Task 1, and field verified background drawings, prepare refined Design of Parking and exterior access, and prepare preliminary specifications.
b. Meet with OCFA and others to obtain input and review the Conceptual Design as necessary to receive OCFA approval.
c. Discuss and document any potential hardship challenges that could potentially restrict code compliance on certain aspects of the proposed design (based on existing functional, site conditions, trees and vegetation, structural aspects of the building etc.)
d. Deliver the following materials:
    i. Proposed Site exhibits as described above suitable for OCFA review.
    ii. Documentation of any potential hardships in code compliance for the proposed design based on existing condition of facility.

Task 3: Construction Documents
One schematic design is reviewed and approved, GPa would provide necessary professional services: for the preparation of project plans, and specifications for the project.

a. Perform engineering site visits as necessary
b. Prepare 50%, 90%, and 100%. Entitlement to City / County at 90%
c. Prepare contract drawings with sufficient details for construction in accordance with City Standards, California Plumbing Code, California Building Code, and any other applicable regulations.

Deliverables

- 50% design drawings
- 95% design drawings, specifications (Entitlement)
- 100% contract drawings, specifications

TASK 4: Entitlement

a. GPa will assist with obtaining required permits review and approval as required by the City/County Building Dept. Submit plans to City/ County Plan Check** Coordination and revisions to attain plan check approval with required jurisdictions and req. authorities

b. Includes meetings and Revisions from input from the City after the initial submittal. Review and incorporate all applicable comments from the City/ County and Agencies Having Jurisdiction (AHJ), and make necessary changes.

c. Provide Project Management to coordinate City Requirements with engineer sub-consultant's information

(**Entitlement scope excludes Building Department or Plan Check Submittal Fees, City Business License fees (if required) or any other 3rd party fees)

TASK 5: Bid Support

Provide assistance and coordination to OCFA for Public Bidding of the project. Attend the pre-bid meeting upon OCFA request. Provide technical support at the pre-bid meeting. Prepare addenda in response to requests for information (RFIs) and requests for clarification (RFCs). Prepare a conformed set of contract documents that incorporate all addenda and revisions to the contract documents.

TASK 6: Construction Support

Provide assistance to OCFA during Construction as needed.

a. Assist OCFA and respond to any request or directives.

b. Upon OCFA request, attend Project meetings with OCFA staff, contractors, and Project manager during Project bidding and construction.

c. Provide the following services for the Project and coordinate with City in accordance with the Project construction schedule:

   i. Provide interpretation and clarifications to the construction documents.

   ii. Review and approve product submittals and shop drawings in accordance with construction documents and scope of work.

   iii. Upon OCFA request, attend on-site Project meetings to review contractor's work.

   iv. Respond to contractor's Request for Information (RFI) and other inquiries during Project construction.

Preliminary Anticipated Schedule (For all 3 stations concurrently)

TASKS	Anticipated Duration
Kick-off 11/2/20	
TASK 1: Field Survey, Background Drawings, and Analysis	2 weeks (11/17/20)
TASK 2: Schematic Design	2 weeks (12/7/20)
(OCFA Review and incorporate comments	1 week)
TASK 3: Construction Documents	
• 65 Percent Design Drawings milestone	3 weeks** (1/11/21)
(OCFA Review and incorporate comments	1 week)
• 90 Percent Design Drawings ready for plan check	2 weeks (2/1/21)
• Anticipated Plan Check Approval*	3-4 weeks (3/1/21)
(concurrent with main scope of project)	
• 100 Percent (Final) Contract Drawings (Bid Set)	2 weeks (3/15/21)
(concurrent with current main scope of project)	
TASK 4: Entitlement*(In Task #3)	3-4 weeks
(concurrent with main scope of project)	
TASK 5: Bid Services completed	(concurrent with main scope of project)
TASK 6: Construction Services	(concurrent with main scope of project)

*Plan Check Review Process. Additional time period is provided during the Construction Documentation stage primarily to consider the length of the Plan Check Review Process.

**Consideration of Holidays factored into schedule (Schedule falls within Thanksgiving Breaks 11/26/20, and Christmas Holidays. GPa offices will be closed 12/24/20- 01/04/21 for the Holidays)



Fire Station 14: Site Photo



Fire Station 16: Site Photo

OCFA Staions 16,14, and 53
Site and Additional Accessibility Improvements

10/8/2020

Project Design Fee Summary

#	Fire Station	
1	OCFA Station 16: Modjeska Canyon	**$52,940**
2	OCFA Station 14: Silverado Canyon	**$56,212**
3	OCFA Station 53: Yorba Linda	**$58,375**

Project Total **$167,527**

***Reimbursibles:** Covers costs for specialty printing, delivery fees, and travel. City Business License fees (if required for the entire A&E Team) This reimbursable allowance covers fees beyond general B&W printing fees on standard ledger or tabloid size paper. Government fees, delivery costs (such as United Parcel Service charges), and the costs of special sized prints/ reproductions are not included in our fee. These items are "reimbursable" items and will be shown separately on our invoice with a 10% coordination fee.

NOTE on Plan Check Fees: Reimbursibles and fees shown here do not include Building Department or Plan check Submittal Fees, or any other 3rd party fees not indicated in this scope. Scope of Entitlement does not include design of potential accessible upgrades that may be required for the overall building and site outside the immediate project.

Gillis + Panichapan Architects, Inc.

GPa
Gilis + Pinkerton Architects, Inc

1. OCFA Station 16- Modjeska Canyon

Site Accessibility Improvements
10/8/2020

		ARCHITECT				ARCHITECT
		Principal	Project Dir.	Project Arch	Job Captain	Designer	
1	**Kick-off meeting, Field verification, Background Drawings, and Analysis**						
a	**Coordination for information gathering:** A kick-off meeting with the OCFA and GPa to review and refine scope and schedule, and identify critical milestones. GPa would produce a baseline schedule of work and conduct meetings.		2	2			$580
b	**Assess Survey Drawings** Review existing site conditions. Identify opportunities and constraints for proposed improvements			4	4		$920
c	**Assess existing site conditions.** Coordinate with Civil Engineer to examine existing site conditions. Evaluate Building Field Conditions. Identify opportunities and constraints for proposed improvements for the site and facility. Produce updated back-ground as-built drawings.		2	4	4		$1,230
d	**Project Management:** organized workshops will be provided to share our findings and coordinate with the project team.		2	4	4		$1,230
	TASK 1 TOTAL						**$3,960**
2	**Site Assessments and Design Development**						
a	**Design Development:** Prepare Conceptual Design for Site Parking and exterior path of travel, refine the restroom modifications, door modifications, and provide schematic design-exhibit for facility ADA work, prepare preliminary product specifications.		4	8	6	4	$2,590
b	**Input and Workshop:** Meet with OCFA to obtain input and revise the Conceptual Design as necessary to receive OCFA approval.		4				$620
c	**Hardship Assessment:** Document any additional potential hardship challenges that would restrict code compliance on certain aspects of the design.		2	4	4	2	$1,390
e	**Project Management:** review design and documented scope and extent of design is confirmed moving forward.		2	2			$580
	TASK 2 TOTAL						**$5,180**
3	**Construction Documents**						
a	**65-Percent CDs:** Development of 65-percent. Prepare preliminary technical specifications. Provide coordination with Civil design development. Include technical specifications defining the overall project and design criteria for finishes.	1	4	8	8	12	$3,605
b	**95-Percent CDs and Plan Check Process** Set of building improvements including engineering is complete prepared and plan check review. Plan Check Process: submit to City Plan Check** Coordination and revisions to attain plan check approval with required jurisdictions and reg. authorities. ADA assessments and improvements.		3	6	6	8	$2,485
c	**100-Percent CDs:** Final comments will be incorporated from the design review meeting and plan check. to complete the final drawing and specifications.		2	4	4	4	$1,550
d	**Project Management**-coordinate with engineer sub-consultant to prepare plans and specs		2	2			$580
	TASK 3 TOTAL:	1	11	20	18	24	**$8,220**
4	**Entitlement with County/ City Plan Check**						
a	**GPa will assist with obtaining required permits review and approval** as required by the County/City Building Dept. Submit plans to City Plan Check. (Includes Travel time to City Hall to meetings for review)		2	4	4		$1,230
b	**Revisions from input from the City after the initial submittal** Review and incorporate all applicable comments from the City and Agencies Having Jurisdiction (AHJ), and make necessary changes.		2	2	4	6	$1,440
	TASK 4 TOTAL:	0	4	6	8	6	**$2,670**
5	**Bid and Construction Support**						
a	**Bid Phase Services:** Attend the pre-bid meeting as required. Provide technical support at the pre-bid meeting. Prepare addenda in response to requests for information (RFEs) and requests for clarification (RFCs). prepare a conformed set of contract documents that incorporate all addenda and revisions to the contract documents.		2	2	4		$960
b	**Project Management**- assist with providing information, drawings and specifications from project team into the bidding documents.			2			$270
	TASK 5 TOTAL :	0	2	4	4	0	**$1,230**
6	**Construction Support**						
a	**A&E Services During Construction:** review and guide the progress and direction of construction documents including RFI response, GPa will review Shop Drawings, Product Data, Samples and similar submittals to verify conformity with the information by the original contract documents.		4	4	4	6	$2,020
b	**Site Visits During Construction:** provide meeting on-site (Up to 1 meeting in architect)		6				$930
c	**Project Close-Out:** Participate in final walk through of the building and site. Assist in the development of Project punch list.		2	2	2		$770
	TASK 6 TOTAL :	0	12	6	6	6	**$3,720**
	Hours:	1	47	64	58	42	**$24,980**
	Total Hours			212			SUB-TOTAL
	Hourly Rates:	$195	$155	$125	$95	$60	
					$24,980		Architecture

Architecture Total (Task 1-6)	**$24,980**

Civil Engineering (see attached consultant proposal)

Survey, Site Assessment, Preliminary Concept Plans	$10,780
Construction Documents	$13,250
Consultant Subtotal	$24,030
Coordination	$3,605
Reimbursibles	$325
GRAND TOTAL: Architecture and Engineering Total	**$52,940**

NOTE on Plan Check fees Reimbursibles and fees shown here do not include Building Department or Plan check Submittal fees, or any other 3rd party fees not indicated in this scope. Scope of Entitlement does not include design of potential accessible upgrades that may be required for the overall building and site outside the immediate project.

GPa + Porter-Gipson Architects, inc

2. OCFA Station 14: Silverado Canyon

Site Accessibility Improvements

10/8/2020

		ARCHITECT				
		Principal	Project Dir.	Project Arch	Job Captain	Designer	ARCHITECT
1	**Kick-off meeting, Field verification, Background Drawings, and Analysis**						
a	**Coordination for information gathering:** A kick-off meeting with the OCFA and GPa to review and refine scope and schedule, and identify critical milestones. GPa would produce a baseline schedule of work and conduct meetings.		2	2			$580
b	**Assess Survey Drawings** Review existing site conditions. Identify opportunities and constraints for proposed improvements.			4	4		$920
c	**Assess existing site conditions.** Coordinate with Civil Engineer to examine existing site conditions. Evaluate Building Field Conditions. Identify opportunities and constraints for proposed improvements for the site and facility. Produce updated back-ground as-built drawings.			4	4		$920
d	**Project Management:** organized workshops will be provided to share our findings and coordinate with the project team.		2	4	4		$1,230
	TASK 1 TOTAL						**$3,650**
2	**Site Assessments and Design Development**						
a	**Design Development:** Prepare Conceptual Design for Site Parking and exterior path of travel, refine the restroom modifications, door modifications, and provide schematic design exhibit for facility ADA work, prepare preliminary product specifications.		4	6	6	4	$2,320
b	**Input and Workshop:** Meet with OCFA to obtain input and revise the Conceptual Design as necessary to receive OCFA approval.		4				$620
c	**Hardship Assessment:** Document any additional potential hardship challenges that would restrict code compliance on certain aspects of the design.		2	4	4	2	$1,390
e	**Project Management:** review design and documented scope and extent of design is confirmed moving forward.		2	2			$580
	TASK 2 TOTAL						**$4,910**
3	**Construction Documents**						
a	**65-Percent CDs:** Development of 65-percent. Prepare preliminary technical specifications. Provide coordination with Civil design development. Include technical specifications defining the overall project and design criteria for finishes.	1	4	8	8	12	$3,605
b	**95-Percent CDs and Plan Check Process** Set of building improvements including engineering is complete prepared and plan check review. Plan Check Process: submit to City Plan Check** Coordination and revisions to obtain plan check approval with required jurisdictions and reg. authorities. ADA assessments and improvements.		3	6	6	8	$2,485
c	**100-Percent CDs:** Final comments will be incorporated from the design review meeting and plan check to complete the final drawing and specifications.		2	4	4	4	$1,550
d	**Project Management**-coordinate with engineer sub-consultant to prepare plans and specs		2	2			$580
	TASK 3 TOTAL:	1	11	20	18	24	**$8,220**
4	**Entitlement with County/ City Plan Check**						
a	**GPa will assist with obtaining required permits review and approval** as required by the County/City Building Dept. Submit plans to City Plan Check. (Includes Travel time to City Hall to meetings for review)		2	4	4		$1,230
b	**Revisions from input from the City after the initial submittal.** Review and incorporate all applicable comments from the City and Agencies Having Jurisdiction (AHJ), and make necessary changes.		2	2	4	6	$1,440
	TASK 4 TOTAL:	0	4	6	8	6	**$2,670**
5	**Bid and Construction Support**						
a	**Bid Phase Services:** Attend the pre-bid meeting as required. Provide technical support at the pre-bid meeting. Prepare addenda in response to requests for information (RFIs) and requests for clarification (RFCs). prepare a conformed set of contract documents that incorporate all addenda and revisions to the contract documents.		2	2	4		$960
b	**Project Management-** assist with providing information, drawings and specifications from project team into the bidding documents.			2			$270
	TASK 5 TOTAL :	0	2	4	4	0	**$1,230**
6	**Construction Support**						
a	**A&E Services During Construction:** review and guide the progress and direction of construction documents including RFI response, GPa will review Shop Drawings, Product Data, Samples and similar submittals to verify conformity with the information by the original contract documents.		4	4	4	6	$2,020
b	**Site Visits During Construction:** provide meeting on-site (Up to 1 meeting in architect)		6				$930
c	**Project Close-Out:** Participate in final walk through of the building and site. Assist in the development of Project punch list.		2	2	2		$770
	TASK 6 TOTAL :	0	12	6	6	6	**$3,720**
	Hours:	1	45	62	58	42	**$24,400**
	Total Hours			208			**SUB-TOTAL**
	Hourly Rates:	$185	$155	$135	$95	$80	
					$24,400		**Architecture**

Architecture Total (Task 1-6)	**$24,400**

Civil Engineering (see attached consultant proposal)

Survey, Site Assessment, Preliminary Concept Plans	**$12,260**
Construction Documents	**$15,120**
Consultant Subtotal	**$27,380**
Coordination	**$4,107**
Reimbursibles	**$325**
GRAND TOTAL: Architecture and Engineering Total	**$56,212**

NOTE on Plan Check Fees: Reimbursibles and fees shown here do not include Building Department or Plan check Submittal fees, or any other 3rd party fees not indicated in this scope. Scope of Architect does not include design of potential accessible upgrades that may be required for the overall building and site outside the immediate project.

Gillis + Finkelnburg Architects, inc

3. OCFA Station 53: Yorba Linda

Site and Additional Accessibility Improvements

10/8/2020

		ARCHITECT				
		Principal	Project Dir.	Project Arch	Job Captain	Designer	ARCHITECT
1	**Kick-off meeting, Field verification, Background Drawings, and Analysis**						
a	**Coordination for information gathering:** A kick-off meeting with the OCFA and GPa to review and refine scope and schedule, and identify critical milestones. GPa would produce a baseline schedule of work and conduct meetings.		2	2			$580
b	**Assess Survey Drawings** Review existing site conditions. Identify opportunities and constraints for proposed improvements.			4	4		$920
c	**Assess existing site conditions.** Coordinate with Civil Engineer to examine existing site conditions. Evaluate Building Field Conditions. Identify opportunities and constraints for proposed improvements for the site and facility. Produce updated back-ground as-built drawings including the existing restroom.		2	6	4		$1,500
d	**Project Management:** organized workshops will be provided to share our findings and coordinate with the project team.		2	4	4		$1,230
	TASK 1 TOTAL	0	6	16	12	0	**$4,230**
2	**Site Assessments and Design Development**						
a	**Design Development:** Prepare Conceptual Design for Site Parking and exterior path of travel, refine the restroom modifications, door modifications, and provide schematic design exhibit for facility ADA work, prepare preliminary product specifications.		6	8	8	4	$1,090
b	**Input and Workshop:** Meet with OCFA to obtain input and revise the Conceptual Design as necessary to receive OCFA approval.		4				$620
c	**Hardship Assessment:** Document any additional potential hardship challenges that would restrict code compliance on certain aspects of the design.		2	4	4	2	$1,390
e	**Project Management:** review design and documented scope and extent of design is confirmed moving forward.		2	2			$580
	TASK 2 TOTAL	0	14	14	12	6	**$5,680**
3	**Construction Documents**						
a	**60-Percent CDs:** Development of 60-percent. Prepare preliminary technical specifications. Provide coordination with Civil design development. Include technical specifications defining the overall project and design criteria for finishes.	1	6	8	12	16	$4,615
b	**95-Percent CDs and Plan Check Process** Set of building improvements including engineering a complete prepared and plan check review. Plan Check Process: submit to City Plan Check** Coordination and revisions to attain plan check approval with required jurisdictions and reg. authorities. ADA assessments and improvements.		4	8	6	8	$2,910
c	**100-Percent CDs:** Final comments will be incorporated from the design review meeting and plan check to complete the final drawing and specifications.		2	4	4	4	$1,550
d	**Project Management**-coordinate with engineer sub-consultant to prepare plans and specs		2	2			$580
	TASK 3 TOTAL:	1	14	22	22	28	**$9,655**
4	**Entitlement with County/ City Plan Check**						
a	**GPa will assist with obtaining required permits review and approval**as required by the County/City Building Dept. Submit plans to City Plan Check. (Includes Travel time to City Hall to meetings for review)		2	4	4		$1,230
b	**Revisions from input from the City after the initial submittal.** Review and incorporate all applicable comments from the City and Agencies Having Jurisdiction (AHJ), and make necessary changes.		2	2	4	6	$1,440
	TASK 4 TOTAL:	0	4	6	8	6	**$2,670**
5	**Bid Support**						
a	**Bid Phase Services:** Attend the pre-bid meeting as required. Provide technical support at the pre-bid meeting. Prepare addenda in response to requests for information (RFIs) and requests for clarification (RFCs), prepare a conformed set of contract documents that incorporate all addenda and revisions to the contract documents.		2	2	4		$960
b	**Project Management-** assist with providing information, drawings and specifications from project team into the bidding documents.			2			$270
	TASK 5 TOTAL :	0	2	4	4	0	**$1,230**
6	**Construction Support**						
a	**A&E Services During Construction:** review and guide the progress and direction of construction documents including RFI response, GPa will review Shop Drawings, Product Data, Samples and similar submittals to verify conformity with the information by the original contract documents.		4	4	4	6	$1,020
b	**Site Visits During Construction:** provide meeting on-site (Up to 1 meeting w architect)		6				$930
c	**Project Close-Out:** Participate in final walk through of the building and site. Assist in the development of Project punch list.		2	2	2		$770
	TASK 6 TOTAL :	0	12	6	6	6	**$3,720**
	Hours:	1	52	68	64	46	$27,185
	Total Hours	231					**SUB-TOTAL**
	Hourly Rates:	$195	$155	$135	$95	$80	
					$27,185		**Architecture**

Architecture Total (Task 1-6)	**$27,185**

Civil Engineering (see attached consultant proposal)

Survey, Site Assessment, Preliminary Concept Plans	**$11,050**
Construction Documents	**$14,050**
Civil Engineer Subtotal	**$25,100**
Coordination	**$3,765**
Reimbursibles	**$325**
Allowance for MEP Engineer on Potential Restroom ADA Retrofits	**$2,000**
GRAND TOTAL: Architecture and Engineering Total	**$58,375**

NOTE on Plan Check Fees: Reimbursibles and fees shown here do not include Building Department or Plan check Submittal Fees, or any other 3rd party fees not indicated in this scope. Scope of Entitlement does not include design of potential accessible upgrades that may be required for the overall building and site outside the immediate project.

Orange County Fire Authority

AGENDA STAFF REPORT

Executive Committee Meeting
November 19, 2020

Agenda Item No. 2K
Consent Calendar

2020 Legislative Report

Contact(s) for Further Information

Robert Cortez, Assistant Chief Business Services Department	robertcortez@ocfa.org	714.573.6012
Jay Barkman, Legislative Analyst	jaybarkman@ocfa.org	714.573.6048

Summary
This item is submitted to provide a summary on 2020 legislative activities and positions on bills.

Prior Board/Committee Action
The Board adopted the 2019-2020 Legislative Platform at its meeting on April 25, 2019.

RECOMMENDED ACTION(S)
Receive and file the report.

Impact to Cities/County
Not Applicable.

Fiscal Impact
Through legislative efforts and grant opportunities, OCFA secured over $18 million in wildland firefighting support during the 2019-2020 session. In addition, over $4 million was secured in support for Urban Search & Rescue, training, and other homeland security related grant programs.

Background
The attached 2020 Legislative Review lists legislation and positions adopted consistent with the OCFA Board approved Legislative Platform.

As a result of the numerous fires in 2019, California Governor Gavin Newsom, and key legislators publically stated they would prioritize funding to prevent and respond to wildfires. However, over the course of 2020, the federal, state, and local governments had to adjust priorities as a result of the COVID-19 pandemic.

Due to the pandemic, the State did not consider new wildland firefighting funding proposals. Legislators instead narrowed their focus on measures related to the pandemic. As discussed in the attached Legislative Review, bills were focused on issues with minimal state fiscal impact, expanding worker protections such as SB 1159 (Hill), or flexibility with Emergency Medical Services such as AB 1544 (Gipson).

At the federal level, OCFA was able to secure an Assistance to Firefighter Grant-COVID-19 Supplemental award of $718,635 for Personal Protective Equipment (PPE). Our federal lobbyist

continue to advocate for additional pandemic relief funding to come directly to first responders and specifically local fire agencies.

The state legislature is now adjourned and will reconvene on December 7, 2020, to swear in legislators and begin a new two-year session. Congress however remains in session with a primary focus on COVID-19 pandemic response and relief funding, and fiscal year 2021 funding levels.

Staff is currently consulting with both our federal and state lobbyists to assess the results of the 2020 elections and potential funding availability in 2021. Staff anticipates bringing forward the OCFA 2021-2022 Legislative Platform for Board consideration at its January 2021 meeting.

Attachment(s)

1. 2020 Legislative Review
2. 2019-2020 Scorecard

Orange County Fire Authority

Legislative Review

2020

Jay Barkman
Legislative Analyst
1 Fire Authority Road
Irvine, CA 92602
(714) 573-6048

The following bills were identified in 2020 with positions adopted consistent with our Board approve Legislative Platform.

AB 1544 (Gipson) Community Paramedicine

OCFA Support-Bill signed by Governor

Summary: This bill established a framework for the Emergency Medical Services Authority (EMSA) to develop regulations for a community paramedic or triage to alternate destination program to be implemented by local agencies. The bill provided:

1. A sunset of this authority on January 1, 2024,
2. Increased membership of the EMSA Commission to include a medical director of a public fire protection agency,
3. Local EMS agencies the authority to develop a community paramedicine or triage to alternate destination program and submit to EMSA for approval,
4. Public agencies a first right of refusal to deliver these services if a local EMS agency elects to implement the programs.

OCFA is not currently impacted by this bill, but may be in a position to take advantage of the programs authorized by its enactment.

AB 2068 (Petrie-Norris) Firefighters Memorial

OCFA Support-Bill signed by Governor

Summary: Extended date that taxpayers may make a voluntary contribution to the California Firefighters' Memorial Fund from January 1, 2021 to January 1, 2028.

AB 2421 (Quirk) Cell tower backup generators

OCFA Support-Bill signed by Governor

Summary: Required that any local approval of wireless cell towers include installation of a backup generator.

AB 2967 (O'Donnell) PERS and Contracting Agencies

OCFA Monitor-Bill signed by Governor

Summary: Deleted provisions of the Public Employees Retirement Law that allows contracting agencies (cities and other local agencies) to exclude "groups of employees" by "amendment" to their contract with the California Public Employee Retirement System. The bill is in response to the City of Placentia's separation from OCFA.

AB 3074 (Friedman) Defensible Space Ember-resistant zones

OCFA Support-Bill signed by Governor

Summary: Required more intense fuel reduction within 5 feet of a structure, and between 5 and 30 feet around a structure located in very high fire hazard severity zones (VHFHSZs) within state responsibility areas.

AB3164 (Friedman) Wildfire Risk Model

OCFA Monitor-Bill vetoed by Governor

Summary: This bill required the State Fire Marshal and State Insurance Commissioner, by July 1, 2022, to develop a wildland-urban interface wildfire risk model to determine the risk for a community or parcel within a local responsibility area or state responsibility area.

SB 431 (McGuire) Telecom Towers Backup Power

OCFA Support-Bill failed Passage

Summary: Required the California Public Utilities Commission and CalOES to develop rules for backup power at cell towers in Tier 2 or Tier 3 High Fire Threat Districts. This bill was identified and requested for support by the Western Fire Chief's Association.

SB 1199 (McGuire) Home Hardening Commission

OCFA Monitor-Bill failed passage

Summary: This bill establishes the Commission on Home Hardening within the Business, Consumer Services, and Housing Agency with the responsibility to develop a three tiered system of fire prevention levels for structures in a Wildland Urban Interface environment.

SB 1159 (Hill) Workers Compensation COVID-19

OCFA Support-Bill signed by Governor

Summary: This bill creates a new presumption that workers compensation shall cover any illness or death that results from exposure to COVID-19. This bill applies this presumption to critical workers who are employed in the public or private sector "to combat the spread of COVID-19." The presumption is "disputable" and may be controverted by other evidence. Amendments on August 30th added a requirement that employers report to their claims administrator within 30 days employees that tested positive between July 6, 2020 (the date when the Governor's Executive Order expired), and the enactment date of this bill. An urgency provision was added to provide for the bill to go into effect immediately upon signature by Governor.

SB 1348 (Stern) Vegetation Management

OCFA Monitor-Bill failed Passage

Summary: This bill requires the Office of the State Fire Marshal to develop a model defensible space program available for use by local agencies in enforcement of defensible space requirements. The program is to include provisions for fuel modifications beyond the property line. The bill also requires CALFIRE to develop a program for trained volunteers to be certified

in assisting homeowners and fire agencies in achieving defensible space compliance.

SB1386 (Moorlach)

OCFA Monitor-Bill signed by Governor

Summary: This bill specifies that hydrants and costs to construct, maintain or repair are public improvements as defined under Proposition 218 and allowable to be charged to property owners via water fees.

Attachment 2

OCFA 2019-2020 Legislative Scorecard

Legislative Platform Goals	Funding/Legislation
WILDFIRE PREVENTION & SUPPRESSION	
✓ Support funding of aerial resources for both suppression and intelligence, surveillance, and reconnaissance (ISR) missions	➢ $4.5 million in 2019-20 State Budget funds for Fire Integrated Real-Time Intelligence System (Assemblywoman Petrie Norris) ➢ $7+ million (2019 & 2020 combined) in Southern California Edison funding for wildland fire suppression ➢ $7+ million CalOES Funding for FIRIS 2.0
✓ Support use of technology to forecast high fire risk conditions, wildfire progression (modeling), and monitoring (cameras, sensors, ISR)	
DISASTER RECOVERY & UASI	
✓ Support funding for Urban Area Security Initiative (UASI) and other Department of Homeland Security grants that address regional or national threats, emergency preparedness, and communication	➢ $2.5 million Urban Search & Rescue Funding ➢ $360,000 Homeland Secuirty Grant Funding ➢ $48,600 UASI Funding ➢ $1.3 million Fire Ground Survival Training ➢ $718,635 COVID-19 Funding for PPE
EMS & 911 System	
✓ Support funding and the adoption of standards that improve firefighter safety	➢ SB 1159 (Hill) Workers Compensation COVID-19 ➢ AB 1544 (Gipson) Community Paramedicine
✓ Support legislation that encourages local agencies, either through funding or regulatory reforms, to treat patients by transporting to appropriate alternate destinations	

✓ Goal Met ⏸ Pause/Hold

OCFA 2019-2020 Legislative Scorecard

Legislative Platform Goals		Funding/Legislation
HOMELESS & BEHAVIORAL HEALTH		
✓	Support legislation that provides resources and alternative avenues of health care to adequately address behavioral health issues	➢ AB 1544 (Gipson) Community Paramedicine
RISK MANAGEMENT		
✓	Support measures that enhance or promote fire service employee safety	➢ SB 1159 (Hill) Workers Compensation COVID-19 ➢ AB 2068 (Petrie-Norris) Firefighters Memorial
BUILDING & DEVELOPMENT		
⏸	Support funding, tax incentives, and educational programs that encourage home hardening to reduce building ignition during wildfires from embers	➢ AB3164 (Friedman) Wildfire Risk Model
REVENUES, FEES & TAXES		
⏸	Support the use of state and federal funds for wildfire mitigation, defensible space, and suppression efforts (i.e. California State Greenhouse Gas Reduction Funds, Federal Forestry and other land management agencies)	➢ SB 1348 (Stern) Vegetation Management

✓ Goal Met ⏸ Pause/Hold

Orange County Fire Authority

AGENDA STAFF REPORT

Executive Committee Meeting
November 19, 2020

Agenda Item No. 2L
Consent Calendar

Request for Special Procurement: Motorola 800 MHz Portable and Mobile Radios

Contact(s) for Further Information

Jim Ruane, Assistant Chief Logistics Department	jimruane@ocfa.org	714.573.6801
Joel Brodowski, IT Manager	joelbrodowski@ocfa.org	714.573.6421

Summary

This agenda item seeks approval to utilize the special procurement provision in the Purchasing Ordinance to issue a one-time purchase order to Motorola Solutions, Inc. (Motorola) in the amount of $558,792.92 for the purchase of 800 MHz portable and mobile radios.

Prior Board/Committee Action(s)

None

RECOMMENDED ACTION(S)

1. Approve and authorize the Purchasing Manager to issue a purchase order to Motorola Solutions, Inc. for the purchase of 90 radios and associated accessories in an amount not to exceed $558,792.92.
2. Approve and authorize the Purchasing Manager to issue future purchase orders to Motorola Solutions, Inc. (through June 30, 2021) utilizing the Orange County Contract Equipment Price Book Agreement #MA-060-21010004 as long as funding is available in the approved budget.

Impact to Cities/County

Not Applicable.

Fiscal Impact

Funding has been approved in the Adopted FY2020/21 Capital Improvement Program (CIP), Communications & Workplace Support General Fund CIP - Fund 12110.

Background

Countywide Coordinated Communications System (CCCS)

The 800MHz Countywide Coordinated Communications System (CCCS) is a highly complex and critical system that is proprietary to Motorola. The system and its components are uniquely configured for Orange County, and Motorola is the only vendor that can supply the appropriate equipment and expertise to replace and/or repair equipment in the system. As a result, OCFA has standardized on Motorola radio equipment used in the Emergency Command Center (ECC), emergency vehicles, fire stations, and by Operations personnel.

The CCCS is administered by the Orange County Sheriffs' Department (OCSD) Communications Division. OCSD/Communications Division was directed, in 2009, to develop the next generation

system upgrade proposal including implementation of a P25 system digital architecture. This is the FEMA and Department of Homeland Security recommended technology for public safety communications interoperability.

Special Procurement Justification

A "special procurement" contract is recommended (per the Purchasing Ordinance) when it is in the best interest of OCFA to award a contract without bidding requirements and the procurement does not meet the definition of a sole source. Although the radio components are available through multiple distributors, the CCCS system itself is proprietary to Motorola and any equipment purchased through a distributor would need to be programmed directly by Motorola in order to maintain compatibility with the rest of Orange County.

The Orange County Equipment Price Book includes the equipment type, models and pricing to provide a coordinated communications system to the numerous agencies in the County of Orange. All equipment offered in the price book meets the operational requirements established by the 800 MHz CCCS Governance Committee, 800 MHz Users Group, and ensures OCFA's system compatibility with other agencies. To maintain the integrity and performance of the 800 MHz CCCS, the County regularly negotiates standardized pricing for all related equipment with Motorola under the Orange County Equipment Price Book. Purchasing directly through the Price Book yields significant savings.

Pricing

The Orange County Contract Equipment Price Book Agreement #MA-060-21010004 features a significant discount for agencies in Orange County resulting in a cost savings of $209,494.60, or 27% price reduction for the radio equipment requested and 20% lower pricing for batteries and chargers, as listed below. However, in addition to the price book savings, Motorola has a limited time promotion for an additional 9% discount on radios and 5% on battery and charging accessories for orders placed before December 31, 2020. This results in an additional savings of $68,517 as long as this order is placed during the promotional period.

Description	**Qty.**	**Price ea.**	**Total**
APX6000XE 700/800 portable radio w/encryptions	90	$5,099.52	$458,956.80
IMPRES PMNN4547 3100 MAH LI-ION Battery	90	$126.75	$11,407.50
IMPRES Vehicular Charger	100	$354.00	$35,400.00
Six Bank Charger	10	$1,031.25	$10,312.50
Single Unit Charger	20	$126.23	$2,524. 60
subtotal			$518,601.40
shipping/tax			$40,191. 52
** Pricing per Orange County Price Book Agreement # MA-060-21010004*			**$558,792.92**

Recommendation

Based on the special pricing offered by Motorola, staff is recommending approval to authorize the Purchasing Manager to issue a purchase order to Motorola Solutions, Inc. in the amount of $558,792.92 to purchase 90 portable radios and the accessories listed above, and approval to issue future purchase orders to Motorola solutions utilizing the County Contract Equipment Price Book Agreement #MA-060-2101004 through June 30, 2021 as long as funding is available in the approved budget.

Attachment(s)

1. Price Quote
2. Special Procurement Form

MOTOROLA

Motorola Solutions
10680 Treena Street, Suite 200
San Diego, Ca 92131

Attention: Kim Caplan
Phone: 858-442-3979
Kim.caplan@motorolasolutions.com

Quote:111020OCFA2

PREPARED FOR: David Johnson
COMPANY : OCFA

Equipment Details and Pricing

Qty:	Model	Description	List Price	Price Book	Extended
	APX6000XE 3.5 Portable Radio with AES Encryption Only				
90	**H98UCH9PW7BN**	**APX6000 700/800 MODEL 3.5 PORTABLE**	**$ 7,968.00**	**$ 5,099.52**	**$458,956.80**
90	Q806	ADD: ASTRO DIGITAL CAI OPERATION			
90	H38	ADD: SMARTZONE OPERATION			
90	Q361	ADD: P25 TRUNKING SOFTWARE			
90	Q629	ADD: AES ENCRYPTION			
90	G996	ADD: PROGRAMMING OVER P25 (OTAP)			
90	Q498	ENH: ASTRO 25 OTAR W/ MULTIKEY			
90	H885BK	ADD: 3 YEAR SERVICE ESSENTIAL SERVICE			
90	QA09000	ADD: DIGITAL TONE SIGNALING			
90	H43	ENH: RADIO TRACE/ REMOTE MONITOR			
90	QA04526	ADD: RFID KNOB			
90	QA09008	ADD: GROUP SERVICES			
90	QA02006	ENH: APX6000XE RUGGED RADIO			
90	**PMNN4547**	**IMPRES PMNN4547 3100 MAH LI-ION**	**$ 169.00**	**$ 126.75**	**$11,407.50**
10	**NNTN8844A**	**SIX BANK CHARGER**	**$ 1,375.00**	**$ 1,031.25**	**$10,312.50**
20	**NNTN8863A**	**SINGLE UNIT CHARGER**	**$ 168.30**	**$ 126.23**	**$2,524.52**
100	**NNTN7624C**	**IMPRES VEHICULAR CHARGER (FULL KIT)**	**$ 472.00**	**$ 354.00**	**$35,400.00**

Pricing per Orange County Price Book Agreement # MA-060-21010004
Quote includes an additional one time discount. Additional discount only valid if ordered and shipped in 2020.

QUOTE TERMS AND CONDITIONS :

1) Quotes are exclusive of all installation and programming charges(unless expressly stated) and all applicable taxes.
2) Purchaser will be responsible for shipping costs, which will be added to the invoice.
3) Prices quoted are valid for thirty(30) days from the date of this quote.
4) Unless otherwise stated, payment will be due within thirty days after invoice.
5) The information provided in this quote is provided for budgetary purposes only, and does not constitute an offer to sell or license any Motorola product.

Subtotal	**$518,601.32**	
Tax	**$40,191.60**	
Shipping	**$0.00**	**Included**
Total	**$558,792.92**	

OCFA Special Procurement Justification Form

The Purchasing Ordinance of the Orange County Fire Authority requires competitive bids and proposals for service and commodity contracts. ***A special procurement is defined as a purchase, where due to unusual or special circumstances, it would be in the best interest of the OCFA to accomplish the procurement without compliance with the competitive bidding requirements. Special Procurements are not applicable to construction services. The using department requesting a special procurement shall provide written evidence to support a special procurement determination. This form is to be submitted with the purchase requisition to Purchasing with any special procurement requests.***

SECTION I - INSTRUCTIONS

1. Written justification on this form will be completed by the requesting department and submitted with the purchase requisition.
2. The request must be approved by the section manager and assistant chief prior to submitting the request to the purchasing manager.
3. All special procurement forms must be submitted to the Purchasing Manager and then reviewed and approved by the Assistance Chief, Business Services.
4. All special procurements exceeding $50,000 annually require Executive Committee approval. In this case, the special procurement form must be submitted to the Executive Committee as an attachment to the staff report.
5. The approved special procurement justification form will be included in the contract file.

SECTION II – REQUEST INFORMATION

Department/Section: Logistics Dept. / Information Technology	**Requested By:** David Johnson	**Date:** 12 Nov 2020
Recommended Vendor: Motorola Solutions Inc.	**Vendor Contact:** Kim Caplan	**Vendor's E-mail Address:** kim.caplan@motorolasolutions.co
Vendor Address: 10680 Treena Street, Suite 200, San Diego, CA. 92131		**Vendor's Telephone #:** 858-442-3979
Type of Contract: ☐ One-time ☐ Multi-Year ☐ Renewal ☐ Amendment ☐ Increase	**Contract Term (Dates):**	**Contract Amount:** $558,793
If the contract type is a Renewal, Amendment or Increase, please provide previous contract information with this request (PO, BO, previous approval date, Chief approval or EC approval, and dollar amount).		**Attachments:** ☐ Yes ☐ No

SECTION III – JUSTIFICATION

1. **Provide a detailed description of the product or service requested. Describe what it is.** *Attach additional sheet if necessary.*

Purchase 90 Motorola APX6000 portable radios with associated batteries, and battery chargers from Motorola Solutions.

2. **Please state the reasoning for the special procurement and the special circumstances of why it would be in the best interest of OCFA to accomplish the procurement without a competitive bidding process. Provide a summary of findings (research and analysis) including any supporting documentation which validates your recommendation and demonstrates the nature of this request.** *Attach additional sheet if necessary.*

OCFA has standardized on Motorola radio equipment to be used in the Emergency Command Center (ECC), emergency vehicles, fire stations, and for Operations personnel. Motorola Solutions provides pre-negotiated radio and accessory

SECTION III – JUSTIFICATION (*continued*)

prices in the Orange county Contract Equipment Price book Agreement #MA-060-21010004.

3. **Pricing - What efforts were made to get the best pricing (e.g., did you simply request a quote, negotiate a better price with the vendor, did the vendor provide a discount)?** *Please provide the quote with your special procurement request.*

The Orange County Contract Equipment Price book Agreement #MA-060-21010004 provides a 27% below list price reduction for radio equipment, and 20% reduction for accessories. Additionally, Motorola is increasing the discounts to 36% radios, 25% accessories for orders placed before December 31, 2020.

4. **Will this purchase obligate the OCFA to future purchases (maintenance, licensing or continuing needs)?** (If yes, please explain how and what the future costs will be.)

Yes. Staff will continue to purchase replacement and new radios from Motorola Solutions utilizing the pre-negotiated Orange County Contract Equipment Price book Agreement #MA-060-21010004.

Special Procurement Request Submitted by:

REQUESTORS NAME	SIGNATURE	DATE
David Johnson	David Johnson	12-Nov-2020
DIVISION CHIEF/SECTION MANAGER NAME	**SIGNATURE**	**DATE**
Joel Brodowski	JoBrodowski	12-Nov-2020
ASSISTANT CHIEF NAME	**SIGNATURE**	**DATE**
Jim Ruane	Jim Ruane	12-Nov-2020

***Purchasing Manager's Comments*:**

Although the equipment itself is available to purchase through distributors, programming must be done by Motorola directly in order to maintain compatibility with the OC communications system.

PURCHASING MANAGER'S APPROVAL	DATE
Sara Kennedy	11-12-2020
ASSISTANT CHIEF BUSINESS SERVICES APPROVAL	**DATE**
	11/12/20

Executive Committee Approval Required ☑Yes ☐No Special Procurement over $50,000

Executive Committee Approved: ☐*Yes* ☐*No* ***Date approved*** _____

Rev. Form 4/28/19