ORANGE COUNTY FIRE AUTHORITY

BUDGET AND FINANCE COMMITTEE
Regular Meeting
Agenda

Wednesday, May 8, 2024
12:00 p.m.

Orange County Fire Authority
Regional Fire Operations and Training Center
Classroom 1
1 Fire Authority Road
Irvine, California 92602

Committee Members
Troy Bourne, Chair • Austin Lumbard, Vice Chair
Shelley Hasselbrink • Chi Charlie Nguyen • John O'Neill
Nitesh Patel • Vince Rossini • Joshua Sweeney • Ross Chun
Jennifer Cervantez, Ex Officio

NOTICE REGARDING
PUBLIC ACCESS AND PARTICIPATION

This meeting is open to the public. Committee members will participate in person. There are several alternative ways to make comments including:

In Person Comments at Meeting: Resolution No. 97-024 established rules of decorum for public meetings held by the Orange County Fire Authority. Resolution No. 97-024 is available from the Clerk of the Authority.

Any member of the public may address the Committee on items within their subject matter jurisdiction, but which are not listed on this agenda during PUBLIC COMMENTS. However, no action may be taken on matters that are not part of the posted agenda. We request comments made on the agenda be made at the time the item is considered and that comments be limited to three minutes per person. Please address your comments to the Committee and do not engage in dialogue with individual Board Members, Authority staff, or members of the audience.

If you wish to speak, please complete a Speaker Form identifying which item(s) you wish to address. Please return the completed form to the Clerk of the Authority prior to the item being considered. Speaker Forms are available at the entryway of the meeting location.

E-Comments: Alternatively, you may email your written comments to coa@ocfa.org. E-comments will be provided to the Committee members upon receipt and will be part of the meeting record as long as they are received during or before the Committee takes action on an item. Emails related to an item that are received after the item has been acted upon by the Committee will not be considered.

This Agenda contains a brief general description of each item to be considered. Except as otherwise provided by law, no action or discussion shall be taken on any item not appearing on the following Agenda. Unless legally privileged, all supporting documents, including staff reports, and any writings or documents provided to a majority of the Committee members after the posting of this agenda are available for review at the Orange County Fire Authority Regional Fire Operations & Training Center, 1 Fire Authority Road, Irvine, CA 92602 or you may contact the Clerk of the Authority at (714) 573-6040 Monday through Thursday, and every other Friday from 8 a.m. to 5 p.m. and available online at http://www.ocfa.org under Board & Committee Agendas/Minutes.

In compliance with the Americans with Disabilities Act and Board of Directors policy, if you need reasonable accommodations to participate in this meeting, please complete the ADA Reasonable Accommodation Form available on the Agency's website and email to COA@ocfa.org, or you may contact the Clerk of the Authority at (714) 573-6040 during regular business hours to submit your request orally. Please notify us at least 48 hours prior to the meeting to enable the Authority to make reasonable arrangements to assure accessibility to the meeting.

CALL TO ORDER - Chair Bourne

PLEDGE OF ALLEGIANCE - Director Nguyen

ROLL CALL - Clerk of the Authority

PUBLIC COMMENTS

Please refer to instructions on how to submit a public comment on Page 1 of this Agenda.

1. **PRESENTATION**
   None.

2. **CONSENT CALENDAR**
   All matters on the consent calendar are considered routine and are to be approved with one motion unless a director or a member of the public requests separate action on a specific item.

   A. **Minutes for the Budget and Finance Committee Meeting**
   Submitted by: Maria D. Huizar, Clerk of the Authority

   The record will show that any Director not in attendance at the meeting of the Minutes will be registered as an abstention, unless otherwise indicated.

   Recommended Action:
   Approve the Minutes for the April 10, 2024, Regular Meeting as submitted.

   B. **Monthly Investment Reports**
   Submitted by: Robert C. Cortez, Assistant Chief/Business Services Department and James Slobojan, Assistant Treasurer/Treasury & Financial Planning

   Recommended Action:
   Review the proposed agenda item and direct staff to place the item on the agenda for the Executive Committee meeting of May 23, 2024, with the Budget and Finance Committee's recommendation that the Executive Committee receive and file the reports.

   C. **Third Quarter Financial Newsletter**
   Submitted by: Robert C. Cortez, Assistant Chief/Business Services Department and Stuart Lam, Budget Manager.

   Recommended Action:
   Review the proposed agenda item and direct staff to place the item on the agenda for the Executive Committee meeting of May 23, 2024, with the Budget and Finance Committee's recommendation that the Executive Committee receive and file the report.

D. Third Quarter Purchasing Report
Submitted by: Robert C. Cortez, Assistant Chief/Business Services Department and Sara Kennedy, Purchasing Division Manager

Recommended Action:
Review the proposed agenda item and direct staff to place the item on the agenda for the Executive Committee meeting of May 23, 2024, with the Budget and Finance Committee's recommendation that the Executive Committee receive and file the report.

E. Organizational Service Level Assessment (SLA) Update
Submitted by: Lori Zeller, Deputy Chief/Administration & Support Bureau and Robert C. Cortez, Assistant Chief/Business Services.

Recommended Action:
Review the proposed agenda item and direct staff to place the item on the agenda for the Board of Directors meeting of May 23, 2024, with the Budget and Finance Committee's recommendation that the Board of Directors receive and file the Organizational Service Level Assessment (SLA) update.

3. DISCUSSION CALENDAR

A. Review of the Fiscal Year 2024/25 Proposed Budget
Submitted by Lori Zeller, Deputy Chief/Administration & Support Bureau, Robert C. Cortez Assistant Chief/Business Services and Jim Slobojan, Assistant Treasurer

Recommended Action:
Review the proposed agenda item and direct staff to place the item on the agenda for the Board of Directors meeting of May 23, 2024, with the Budget and Finance Committee's recommendation that the Board of Directors take the following actions:

1. Conduct a Public Hearing.
2. Adopt the FY 2024/25 Proposed Budget as submitted.
3. Adopt the resolution entitled A RESOLUTION OF THE ORANGE COUNTY FIRE AUTHORITY BOARD OF DIRECTORS ADOPTING AND APPROVING THE APPROPRIATIONS BUDGET FOR THE ORANGE COUNTY FIRE AUTHORITY FOR FISCAL YEAR 2024/25.
4. Approve and authorize the temporary transfer of up to $90 million from the Fund 190 Workers' Compensation Reserve Fund to the General Fund 121 to cover a projected temporary cash flow shortfall for FY 2024/25.
5. Approve and authorize the repayment of $90 million borrowed funds from Fund 121 to Fund 190 along with interest when General Fund revenues become available in FY 2024/25.
6. Approve changes to the Master Position Control list to unfreeze, reclassify and/or add 21 positions as detailed in Attachment 3.
7. Approve transfers from the General Fund 121 to CIP Funds and Settlement Agreement Fund totaling $48,805,108.

REPORTS
None.

COMMITTEE MEMBER COMMENTS

ADJOURNMENT – The next meeting of the Budget and Finance Committee is scheduled for Wednesday, June 12, 2024, at 12:00 noon.

AFFIDAVIT OF POSTING

I hereby certify under penalty of perjury and as required by the State of California, Government Code § 54954.2(a), that the foregoing Agenda was posted in the lobby and front gate public display case of the Orange County Fire Authority, Regional Fire Operations and Training Center, 1 Fire Authority Road, Irvine, CA, not less than 72 hours prior to the meeting.

Maria D. Huizar, CMC
Clerk of the Authority

FUTURE B&FC AGENDA ITEMS – THREE-MONTH OUTLOOK:

- Monthly Investment Report
- ABH Reimbursement Rates
- Year-End Budget Adjustments

UPCOMING MEETINGS:

Operations Committee	Tuesday, May 14, 2024, 12 noon
Executive Committee	Thursday, May 23, 2024, 5:30 p.m.
Board of Directors	Thursday, May 23, 2024, 6:00 p.m.
Budget and Finance Committee	Wednesday, June 12, 2024, 12 noon

AGENDA ITEM NO. 2A

MINUTES
ORANGE COUNTY FIRE AUTHORITY

Budget and Finance Committee Regular Meeting
Wednesday, April 10, 2024
12 noon

Regional Fire Operations and Training Center
Classroom One
1 Fire Authority Road
Irvine, CA 92602

CALL TO ORDER
A regular meeting of the Orange County Fire Authority Budget and Finance Committee was called to order on April 10, 2024, at 12:00 p.m. by Vice Chair Lumbard.

PLEDGE OF ALLEGIANCE
Director Chun led the assembly in the Pledge of Allegiance to our Flag.

ROLL CALL

Present: Austin Lumbard, Tustin, Vice Chair
Ross Chun, Aliso Viejo
Shelley Hasselbrink, Los Alamitos
John O'Neill, Garden Grove
Chi Charlie Nguyen, Westminster
Nitesh Patel, La Palma
Vince Rossini, Villa Park
Joshua Sweeney, Laguna Hills

Absent: Troy Bourne, San Juan Capistrano, Chair

Staff present:
Fire Chief Brian Fennessy
Deputy Chief TJ McGovern
Assistant Chief Lori Smith
Assistant Chief Jim Ruane
Director of Communications Matt Olson
General Counsel David Kendig
Deputy Chief Lori Zeller
Assistant Chief Robert Cortez
Assistant Chief Rob Capobianco
Assistance Chief Tim Perkins
Assistant General Counsel Michael Daudt
Clerk of the Authority Maria D. Huizar

PUBLIC COMMENTS
None.

2. CONSENT CALENDAR

On motion of Director O'Neill and second by Director Chun, approved 8-0 Agenda Item Nos. 2A-2B (Director Bourne absent).

A. Minutes for the Budget and Finance Committee Meeting (FILE 12.02B2)

The record will show that any Director not in attendance at the meeting of the Minutes will be registered as an abstention, unless otherwise indicated.

Action: Approve the Minutes for the March 13, 2024, Regular Meeting as submitted.

B. Monthly Investment Reports (FILE 11.10D2)

Action: Review the proposed agenda item and direct staff to place the item on the agenda for the Executive Committee meeting of April 25, 2024, with the Budget and Finance Committee's recommendation that the Executive Committee receive and file the reports.

3. DISCUSSION CALENDAR

Director Chun left at 12:04 p.m.

A. Selection of Public Accounting Firm for Financial Audit and Other Audit/Attest Services (FILE 15.02A)

Assistant Chief Cortez presented the item.

On motion of Director O'Neill and second by Director Rossini, approved 7-0 (Directors Bourne and Chun absent) to:

1. *Financial Statement Audit and Single Audit Services* – Based on the results of the Request for Proposals, approve the selection of CliftonLarsonAllen LLP to provide annual financial statement audit and single audit services for the fiscal year ending June 30, 2024, for a total price of $56,963, with an option to extend the contract in one-year periods, not to exceed a total of four additional fiscal years.
2. *Other Audit/Attest Services* – Based on the results of the Request for Proposals, approve the selection of CliftonLarsonAllen LLP to provide other audit/attest services as needed, including Agreed-Upon Procedures on compliance with the Health Plan Agreement between the OCFA and the Orange County Professional Firefighters Association, Local 3631. Additional audit/attest services will be provided at hourly rates ranging from $100 to $365, with an estimated total of $7,550 for the 2023 Health Plan Agreement Agreed-Upon Procedures.

B. Communication with Auditors for Fiscal Year 2023/24 Financial Audit (FILE 15.02B)

Assistant Chief Cortez introduced the item and the new auditors who provided a brief presentation.

On motion of Director Nguyen and second by Director Sweeney, approved 7-0 (Directors Bourne and Chun absent) to receive and file the report.

C. 2023 Long Term Liability Study & Accelerated Pension Payment Plan (FILE 17.06A)

Assistant Chief Cortez introduced Assistant Treasurer James Slobojan who presented the report.

On motion of Director O'Neill and second by Director Patel, approved 7-0 (Directors Bourne and Chun absent) to review the proposed agenda item and direct staff to place the item on the agenda for the Board of Directors meeting of April 25, 2024, with the Budget and Finance Committee's recommendation that the Board of Directors receive and file the report.

Director Chun returned 12:33 p.m.

D. Fiscal Year 2022/23 Backfill/Overtime and Calendar Year 2023 Total Earnings/Compensation Analysis (FILE 15.11)

Director Nguyen left at 12:40 p.m.

Assistant Chief Cortez introduced Finance Division Manager Alicea Caccavo who presented a PowerPoint presentation.

On motion of Director O'Neill and second by Director Rossini, approved 7-0 (Director Bourne and Nguyen absent) to review the proposed agenda item and direct staff to place the item on the agenda for the Board of Directors meeting of April 25, 2024, with the Budget and Finance Committee's recommendation that the Board of Directors take the following actions:

1. Direct staff to continue pursuing reductions in overtime by filling vacant positions as quickly as possible after the positions become vacant.
2. Direct staff to continue using overtime to fill shifts which are <u>temporarily</u> vacant, recognizing this as a cost-effective practice for temporary needs.

Director Nguyen returned at 12:48 p.m.

REPORTS

None.

COMMITTEE MEMBER COMMENTS

Director O'Neill complemented staff for providing concise and comprehensive staff reports.

ADJOURNMENT – Vice Chair Lumbard adjourned the meeting at 12:50 p.m. The next meeting of the Budget and Finance Committee is scheduled for Wednesday, May 8, 2024, at 12:00 noon.

_____
Maria D. Huizar, CMC
Clerk of the Authority

Orange County Fire Authority

AGENDA STAFF REPORT

Budget and Finance Committee Meeting | **Agenda Item No. 2B**
May 8, 2024 | **Consent Calendar**

Monthly Investment Reports

Contact(s) for Further Information

Robert C. Cortez, Assistant Chief Business Services Department	robertcortez@ocfa.org	714.573.6012
James Slobojan, Assistant Treasurer Treasury & Financial Planning	jamesslobojan@ocfa.org	714.573.6305

Summary

This agenda item is a routine transmittal of the monthly investment reports submitted to the Committee in compliance with the investment policy of the Orange County Fire Authority and with Government Code Section 53646.

Prior Board/Committee Action

Not Applicable.

RECOMMENDED ACTION(S)

Review the proposed agenda item and direct staff to place the item on the agenda for the Executive Committee meeting of May 23, 2024, with the Budget and Finance Committee's recommendation that the Executive Committee receive and file the reports.

Impact to Cities/County

Not Applicable.

Fiscal Impact

Not Applicable.

Background

Attached is the final monthly investment report for the month ended March 31, 2024. A preliminary investment report as of April 19, 2024 is also provided as the most complete report that was available at the time this agenda item was prepared.

Attachment(s)

Final Investment Report – March 2024/Preliminary Report – April 2024

Orange County Fire Authority
Monthly Investment Report

Final Report – March 2024

Preliminary Report – April 2024

Monthly Investment Report
Table of Contents

Final Investment Report – March 31, 2024 1

Executive Summary 2

Portfolio Statistics 3

Benchmark Comparison 4

Portfolio Size, Yield, & Duration 4

Portfolio Summary 5

Portfolio Details 6

Aging Report 9

Notes to Portfolio Management Report 10

Local Agency Investment Fund 11

Preliminary Investment Report – April 19, 2024 13

Portfolio Summary 14

Portfolio Details 15

Aging Report 18

Notes to Portfolio Management Report 19

Glossary 20

Orange County Fire Authority

Final Investment Report

March 31, 2024

EXECUTIVE SUMMARY

Portfolio Activity & Earnings

During the month of March 2024, the size of the portfolio increased by $4.9 million to approximately $262.8 million. Receipts for the month totaled approximately $47.5 million, including property tax apportionment payments of $22.7 million, receipts from cash contract payments of approximately $20.3 million, and various grant reimbursement payments and charges for current services of approximately $4.5 million. Total March cash outflows amounted to nearly $43.2 million. Significant disbursements for the month included two biweekly payrolls and related benefits totaling approximately $31.9 million. The portfolio's balance is expected to increase in April as revenues are projected to exceed expenses. In March, the portfolio's yield to maturity (365-day equivalent) increased by five basis points to 3.92%. The effective rate of return remained at 3.83% for the month, while the average maturity of the portfolio decreased by 17 days to 36 days to maturity.

Economic News

Nonfarm payroll employment increased 303,000 in March 2024, and the unemployment rate slipped to 3.8%. Job gains occurred in health care, government, and construction. The unemployment rate has been in a narrow range of 3.7% to 3.9% since August 2023. Average hourly earnings rose 4.1% over a year ago. Homebuilder sentiment rose to positive territory in March, the first time it has been in positive territory since July 2023. Homebuilder sentiment measures the current and future sales of single-family homes and where a reading in positive territory signifies a favorable outlook. Consumer sentiment has remained stable with consumers feeling few meaningful developments in the economy.

The Consumer Price Index (CPI) reminded us that inflation is still an issue for the economy as it increased 0.4% in March and 3.5% from a year ago. Much of the increase in CPI came from the costs for shelter and gasoline. The Producer Price Index (PPI), which measures the prices paid by wholesalers, increased 0.2% in March, and up 2.1% for the past twelve months. PPI is considered a forward-looking inflation measure as it tracks prices in the pipeline for goods and services that eventually reach consumers. Retail sales increased 0.7% in March. Consumer spending in March was led by online sales and the increase in gasoline prices. The Federal Reserve met on March 20, 2024 where it held rates steady at the target range of 5.25%-5.50%. At that time officials suggested they may cut interest rates multiple times in 2024. However, the recent resurgence in employment growth along with the continued strength of consumer spending, has caused the Fed to rethink that strategy and possibly delay when the first rate cut since March of 2020 will be approved. The Fed will next meet on May 1, 2024 where rates are expected to hold steady as the Fed will now focus on inflation data to guide the June rate decision.

OCFA'S PORTFOLIO HAS AMPLE LIQUIDITY AND IS TRACKING ITS LAIF BENCHMARK AS OF MARCH 31, 2024

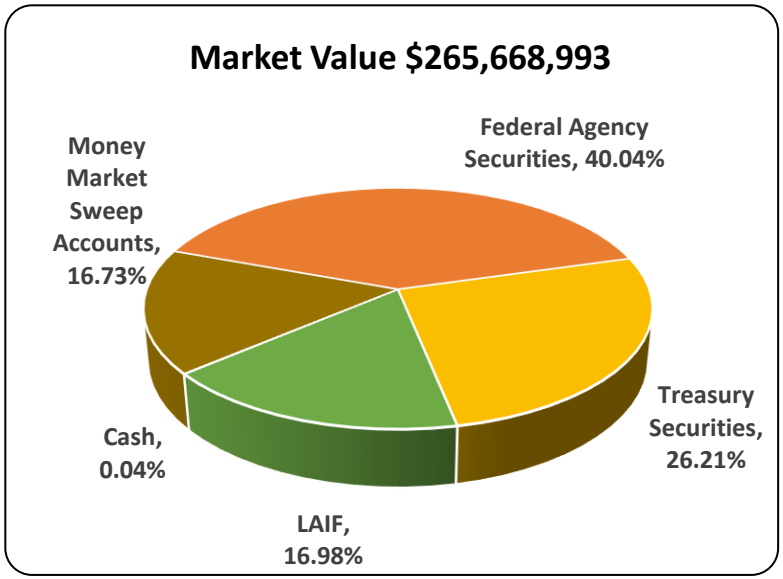

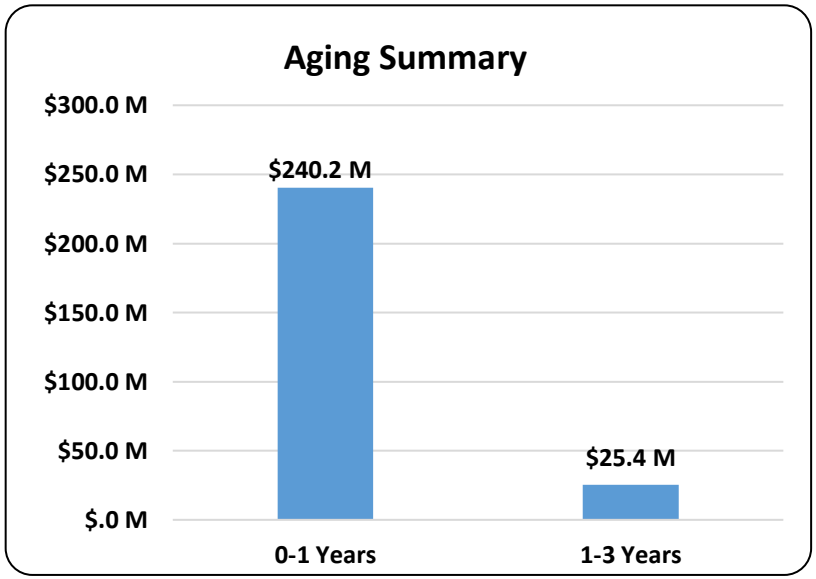

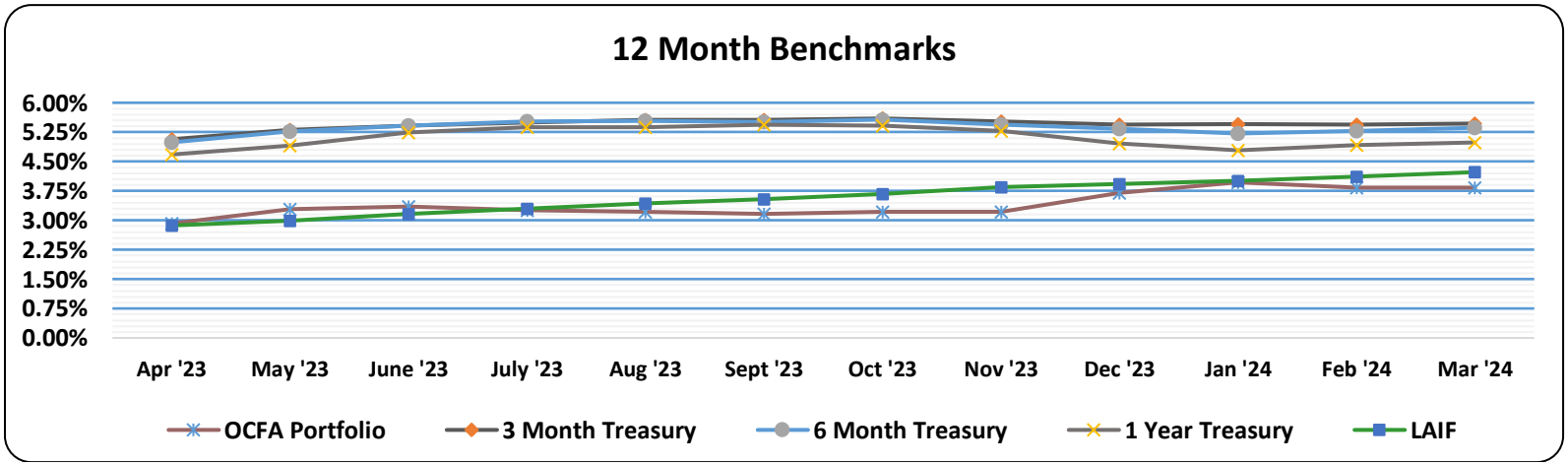

BENCHMARK COMPARISON AS OF MARCH 31, 2024

3 Month T-Bill:	*5.47%*	*1 Year T-Bill:*	*4.99%*
6 Month T-Bill:	*5.36%*	*LAIF:*	*4.23%*
OCFA Portfolio:	*3.83%*		

PORTFOLIO SIZE, YIELD, & DURATION

	Current Month	***Prior Month***	***Prior Year***
Book Value	*$262,788,674*	*$257,852,178*	*$212,318,155*
Yield to Maturity (365 day)	*3.92%*	*3.99%*	*2.62%*
Effective Rate of Return	*3.83%*	*3.83%*	*2.57%*
Days to Maturity	*36*	*53*	*24*

Orange County Fire Authority
1 Fire Authority Road
Irvine, CA 92602
(714)573-6301

ORANGE COUNTY FIRE AUTHORITY
Portfolio Management
Portfolio Summary
March 31, 2024

Investments	Par Value	Market Value (See Note 1 on page 10)	Book Value (See Note 2 on page 10)	% of Portfolio	Term	Days to Mat./Call	YTM/Call 360 Equiv.	YTM/Call 365 Equiv.
Money Mkt Mutual Funds/Cash	44,440,504.40	44,440,504.40	44,440,504.40	16.57	1	1	4.959	5.028
Federal Agency Coupon Securities	67,450,000.00	65,125,413.35	67,450,742.70	25.15	1,384	28	0.633	0.642
Federal Agency Disc. -Amortizing	42,000,000.00	41,252,960.00	41,283,174.72	15.39	253	122	5.245	5.318
Treasury Discounts -Amortizing	70,000,000.00	69,622,400.00	69,635,535.02	25.97	140	37	5.271	5.344
Local Agency Investment Funds	45,377,205.84	45,113,621.77	45,377,205.84	16.92	1	1	4.174	4.232
	269,267,710.24	**265,554,899.52**	**268,187,162.68**	**100.00%**	**424**	**36**	**3.863**	**3.917**
Investments								
Cash								
Passbook/Checking (not included in yield calculations)	114,093.61	114,093.61	114,093.61		1	1	0.000	0.000
Total Cash and Investments	**269,381,803.85**	**265,668,993.13**	**268,301,256.29**		**424**	**36**	**3.863**	**3.917**

Total Earnings	March 31 Month Ending	Fiscal Year To Date
Current Year	862,703.71	6,329,483.98
Average Daily Balance	**265,273,749.82**	**232,945,922.96**
Effective Rate of Return	**3.83%**	**3.61%**

"I certify that this investment report accurately reflects all pooled investments and is in compliance with the investment policy adopted by the Board of Directors to be effective on January 1, 2024. A copy of this policy is available from the Clerk of the Authority. Sufficient investment liquidity and anticipated revenues are available to meet budgeted expenditure requirements for the next thirty days and the next six months."

4/24/24

Robert C. Cortez, Asst Chief, Business Services

Cash and Investments with GASB 31 Adjustment:

Book Value of Cash & Investments before GASB 31 (Above)	*$*	*268,301,256.29*
GASB 31 Adjustment to Books (See Note 3 on page 10)	*$*	*(5,512,582.65)*
Total	*$*	*262,788,673.64*

ORANGE COUNTY FIRE AUTHORITY
Portfolio Management
Portfolio Details - Investments
March 31, 2024

CUSIP	Investment #	Issuer	Average Balance	Purchase Date	Par Value	Market Value (See Note 1 on page 10)	Book Value (See Note 2 on page 10)	Stated Rate	YTM/Call 365	Days to Mat./Call	Maturity Date
Money Mkt Mutual Funds/Cash											
SYS1042	1042	US Bank - Treasury Obligations			19,174,494.17	19,174,494.17	19,174,494.17	5.186	5.186	1	
SYS528	528	MUFG Treasury Obligations		07/01/2023	0.00	0.00	0.00	4.620	4.620	1	
SYS530	530	US Bancorp Sweep Account			25,266,010.23	25,266,010.23	25,266,010.23	4.908	4.908	1	
		Subtotal and Average	**41,763,568.26**		**44,440,504.40**	**44,440,504.40**	**44,440,504.40**		**5.028**	**1**	
Federal Agency Coupon Securities											
3133EMWH1	1030	Federal Farm Credit Bank (Callable 4/21/2024)		04/22/2021	3,000,000.00	2,863,620.00	3,000,742.70	0.710	0.678	20	04/21/2025
3133EMXS6	1032	Federal Farm Credit Bank (Continuous Call)		04/28/2021	12,000,000.00	11,464,800.00	12,000,000.00	0.720	0.720	0	04/28/2025
3130ALNY6	1025	Fed Home Loan Bank (Callable 03/30/2024)		03/30/2021	8,000,000.00	7,819,360.00	8,000,000.00	0.550	0.592	90	09/30/2024
3130ALTJ3	1029	Fed Home Loan Bank		04/22/2021	9,435,000.00	9,426,131.10	9,435,000.00	0.375	0.375	7	04/08/2024
3130ALVR2	1031	Fed Home Loan Bank (Callable 4/23/2024)		04/23/2021	11,015,000.00	10,730,262.25	11,015,000.00	0.520	0.520	22	10/23/2024
3130AM6P2	1034	Fed Home Loan Bank (Callable 4/29/2024)		04/29/2021	12,000,000.00	11,112,000.00	12,000,000.00	1.000	1.000	28	04/29/2026
3130AM6H0	1035	Fed Home Loan Bank (Callable 5/11/2024)		05/11/2021	12,000,000.00	11,709,240.00	12,000,000.00	0.550	0.550	40	10/11/2024
		Subtotal and Average	**67,450,770.13**		**67,450,000.00**	**65,125,413.35**	**67,450,742.70**		**0.642**	**28**	
Federal Agency Disc. -Amortizing											
313384XV6	1095	Fed Home Loan Bank		07/20/2023	14,000,000.00	13,857,340.00	13,866,725.83	5.115	5.447	67	06/07/2024
313384YS2	1109	Fed Home Loan Bank		12/21/2023	14,000,000.00	13,815,200.00	13,829,231.12	4.990	5.263	88	06/28/2024
313384M89	1113	Fed Home Loan Bank		02/29/2024	14,000,000.00	13,580,420.00	13,587,217.77	4.960	5.243	214	11/01/2024
		Subtotal and Average	**41,195,295.56**		**42,000,000.00**	**41,252,960.00**	**41,283,174.72**		**5.318**	**122**	
Treasury Discounts -Amortizing											
912797HH3	1100	US Treasury Bill		11/30/2023	10,000,000.00	9,954,500.00	9,955,825.00	5.130	5.392	31	05/02/2024
912797FH5	1101	US Treasury Bill		11/30/2023	14,000,000.00	13,908,440.00	13,910,225.00	5.130	5.403	45	05/16/2024
912797JL2	1107	US Treasury Bill		12/21/2023	14,000,000.00	13,998,040.00	13,998,005.00	5.130	5.352	1	04/02/2024
912797HS9	1108	US Treasury Bill		12/21/2023	14,000,000.00	13,879,320.00	13,885,048.35	5.010	5.268	59	05/30/2024
912796CX5	1110	US Treasury Bill		01/11/2024	6,000,000.00	5,985,060.00	5,985,436.67	5.140	5.359	17	04/18/2024
912797HH3	1111	US Treasury Bill		01/11/2024	6,000,000.00	5,972,700.00	5,973,495.00	5.130	5.359	31	05/02/2024
912796Y45	1112	US Treasury Bill		01/17/2024	6,000,000.00	5,924,340.00	5,927,500.00	5.000	5.258	87	06/27/2024
		Subtotal and Average	**69,486,910.02**		**70,000,000.00**	**69,622,400.00**	**69,635,535.02**		**5.344**	**37**	
Local Agency Investment Funds											
SYS336	336	Local Agency Invstmt Fund			45,377,205.84	45,113,621.77	45,377,205.84	4.232	4.232	1	
		Subtotal and Average	**45,377,205.84**		**45,377,205.84**	**45,113,621.77**	**45,377,205.84**		**4.232**	**1**	

ORANGE COUNTY FIRE AUTHORITY
Portfolio Management
Portfolio Details - Cash
March 31, 2024

CUSIP	Investment #	Issuer	Average Balance	Purchase Date	Par Value	Market Value	Book Value	Stated Rate	YTM/C 365	Days to Mat./Call
Money Mkt Mutual Funds/Cash										
SYS10033	10033	Revolving Fund		07/01/2023	20,000.00	20,000.00	20,000.00		0.000	1
SYS4	4	Union Bank		07/01/2023	0.00	0.00	0.00		0.000	1
SYS5	5	US Bancorp		07/01/2023	94,093.61	94,093.61	94,093.61		0.000	1
		Average Balance	**0.00**							**1**
		Total Cash and Investments	**265,273,749.82**		**269,381,803.85**	**265,668,993.13**	**268,301,256.29**		**3.917**	**36**

Orange County Fire Authority

In Service of Others!

ORANGE COUNTY FIRE AUTHORITY
Aging Report
By Maturity Date
As of April 1, 2024

Orange County Fire Authority
1 Fire Authority Road
Irvine, CA 92602
(714)573-6301

					Maturity Par Value	Percent of Portfolio	Current Book Value	Current Market Value
Aging Interval: 0 days	(04/01/2024 - 04/01/2024)	7 Maturities	0 Payments		89,931,803.85	33.75%	89,931,803.85	89,668,219.78
Aging Interval: 1 - 30 days	(04/02/2024 - 05/01/2024)	3 Maturities	0 Payments		29,435,000.00	11.07%	29,418,441.67	29,409,231.10
Aging Interval: 31 - 60 days	(05/02/2024 - 05/31/2024)	4 Maturities	0 Payments		44,000,000.00	16.45%	43,724,593.35	43,714,960.00
Aging Interval: 61 - 90 days	(06/01/2024 - 06/30/2024)	3 Maturities	0 Payments		34,000,000.00	12.65%	33,623,456.95	33,596,880.00
Aging Interval: 91 - 120 days	(07/01/2024 - 07/30/2024)	0 Maturities	0 Payments		0.00	0.00%	0.00	0.00
Aging Interval: 121 - 365 days	(07/31/2024 - 04/01/2025)	4 Maturities	0 Payments		45,015,000.00	16.50%	44,602,217.77	43,839,282.25
Aging Interval: 366 - 1095 days	(04/02/2025 - 04/01/2027)	3 Maturities	0 Payments		27,000,000.00	9.58%	27,000,742.70	25,440,420.00
Aging Interval: 1096 days and after	(04/02/2027 -)	0 Maturities	0 Payments		0.00	0.00%	0.00	0.00
		Total for	24 Investments	0 Payments		100.00	268,301,256.29	265,668,993.13

NOTES TO PORTFOLIO MANAGEMENT REPORT

Note 1: Market value of the LAIF investment is calculated using a fair value factor provided by LAIF. The U.S. Bank Corporate Trust and Custody Department provides market values of the remaining investments.

Note 2: Book value reflects the cost or amortized cost before the GASB 31 accounting adjustment.

Note 3: GASB 31 requires governmental entities to report investments at fair value in the financial statements and to reflect the corresponding unrealized gains/ (losses) as a component of investment income. The GASB 31 adjustment is recorded only at fiscal year-end. Fluctuations in the marketplace have little effect on our long-term investment yield because it is our policy to hold investments to maturity. However, adjusting to market values as required by GAAP resulted in a decrease in recorded interest earnings of $5,512,582.65. The adjustment for June 30, 2023, includes a decrease of $612,970.63 to the LAIF investment and a decrease of $4,899,612.02 to the remaining investments.

Note 4: The Federated Treasury Obligations money market mutual fund functions as the Authority's sweep account. Funds are transferred to and from the sweep account to/from OCFA's checking account in order to maintain a target balance of $1,000,000 in checking. Since this transfer occurs at the beginning of each banking day, the checking account sometimes reflects a negative balance at the close of the banking day. The negative closing balance is not considered an overdraft since funds are available in the money market mutual fund. The purpose of the sweep arrangement is to provide sufficient liquidity to cover outstanding checks yet allow that liquidity to be invested while payment of the outstanding checks is pending.

Local Agency Investment Fund *(LAIF)*

As of March 31, 2024, OCFA has $45,377,205.84 invested in LAIF. The fair value of OCFA's LAIF investment is calculated using a participant fair value factor provided by LAIF on a quarterly basis. The fair value factor as of March 31, 2024 is .994191267. When applied to OCFA's LAIF investment, the fair value is $45,113,621.77 or $263,584.07 below cost. Although the fair value of the LAIF investment is lower than cost, OCFA can withdraw the actual amount invested at any time.

LAIF is included in the State Treasurer's Pooled Money Investment Account (PMIA) for investment purposes. The PMIA market valuation on March 31, 2024 is included on the following page.

State of California
Pooled Money Investment Account
Market Valuation
3/31/2024

Description	Carrying Cost Plus Accrued Interest Purch.	Amortized Cost	Fair Value	Accrued Interest
United States Treasury:				
Bills	$ 29,016,845,381.94	$ 29,371,836,247.06	$ 29,367,095,500.00	NA
Notes	$ 62,110,996,962.28	$ 62,104,127,889.83	$ 61,362,065,500.00	$ 369,303,999.50
Federal Agency:				
SBA	$ 261,355,671.12	$ 261,355,671.12	$ 260,406,267.21	$ 1,266,206.33
MBS-REMICs	$ 2,005,373.23	$ 2,005,373.23	$ 1,960,327.91	$ 8,754.66
Debentures	$ 7,783,430,186.00	$ 7,782,764,811.01	$ 7,697,999,950.00	$ 46,603,305.45
Debentures FR	$ -	$ -	$ -	$ -
Debentures CL	$ 800,000,000.00	$ 800,000,000.00	$ 788,678,500.00	$ 7,575,278.00
Discount Notes	$ 23,090,969,201.38	$ 23,348,321,402.73	$ 23,332,896,000.00	NA
Supranational Debentures	$ 2,719,839,134.05	$ 2,719,839,134.05	$ 2,685,816,600.00	$ 13,363,501.50
Supranational Debentures FR	$ -	$ -	$ -	$ -
CDs and YCDs FR	$ -	$ -	$ -	$ -
Bank Notes	$ -		$ -	$ -
CDs and YCDs	$ 14,450,000,000.00	$ 14,450,000,000.00	$ 14,449,006,916.17	$ 207,463,250.04
Commercial Paper	$ 10,127,921,458.38	$ 10,230,717,347.37	$ 10,227,601,597.30	NA
Corporate:				
Bonds FR	$ -	$ -	$ -	$ -
Bonds	$ 670,418,926.95	$ 670,265,926.95	$ 654,690,660.00	$ 6,109,777.60
Repurchase Agreements	$ -	$ -	$ -	$ -
Reverse Repurchase	$ -	$ -	$ -	$ -
Time Deposits	$ 5,089,000,000.00	$ 5,089,000,000.00	$ 5,089,000,000.00	NA
PMIA & GF Loans	$ 349,660,000.00	$ 349,660,000.00	$ 349,660,000.00	NA
TOTAL	$ 156,472,442,295.33	$ 157,179,893,803.35	$ 156,266,877,818.59	$ 651,694,073.08

Fair Value Including Accrued Interest $ 156,918,571,891.67

Repurchase Agreements, Time Deposits, PMIA & General Fund loans, and
Reverse Repurchase agreements are carried at portfolio book value (carrying cost).

The value of each participating dollar equals the fair value divided by the amortized cost (0.994191267).
As an example: if an agency has an account balance of $20,000,000.00, then the agency would report its participation in the LAIF valued at $19,883,825.35 or $20,000,000.00 x 0.994191267.

Orange County Fire Authority

Preliminary Investment Report

April 19, 2024

Orange County Fire Authority
1 Fire Authority Road
Irvine, CA 92602
(714)573-6301

ORANGE COUNTY FIRE AUTHORITY
Portfolio Management
Portfolio Summary
April 19, 2024

Investments	Par Value	Market Value (See Note 1 on page 19)	Book Value (See Note 2 on page 19)	% of Portfolio	Term	Days to Mat./Call	YTM/Call 360 Equiv.	YTM/Call 365 Equiv.
Money Mkt Mutual Funds/Cash	95,431,680.17	95,431,680.17	95,431,680.17	30.00	1	1	5.028	5.098
Federal Agency Coupon Securities	58,015,000.00	55,720,804.15	58,015,705.57	18.24	1,433	19	0.676	0.685
Federal Agency Disc. -Amortizing	42,000,000.00	41,369,860.00	41,394,488.33	13.01	253	103	5.245	5.318
Treasury Discounts -Amortizing	78,000,000.00	77,437,220.00	77,428,436.19	24.34	132	51	5.283	5.356
Local Agency Investment Funds	45,845,144.83	45,578,842.62	45,845,144.83	14.41	1	1	4.174	4.232
	319,291,825.00	**315,538,406.94**	**318,115,455.09**	**100.00%**	**327**	**30**	**4.201**	**4.260**
Investments								
Cash								
Passbook/Checking (not included in yield calculations)	736,718.82	736,718.82	736,718.82		1	1	0.000	0.000
Total Cash and Investments	**320,028,543.82**	**316,275,125.76**	**318,852,173.91**		**327**	**30**	**4.201**	**4.260**

Total Earnings	April 19 Month Ending	Fiscal Year To Date
Current Year	536,384.74	6,865,868.72
Average Daily Balance	**262,588,891.39**	**234,861,625.00**
Effective Rate of Return	**3.92%**	**3.63%**

"I certify that this investment report accurately reflects all pooled investments and is in compliance with the investment policy adopted by the Board of Directors to be effective on January 1, 2024. A copy of this policy is available from the Clerk of the Authority. Sufficient investment liquidity and anticipated revenues are available to meet budgeted expenditure requirements for the next thirty days and the next six months."

4/24/24

Robert C. Cortez, Asst Chief, Business Services

Cash and Investments with GASB 31 Adjustment:

Book Value of Cash & Investments before GASB 31 (Above)	*$*	*318,852,173.91*
GASB 31 Adjustment to Books (See Note 3 on page 19)	*$*	*(5,512,582.65)*
Total	*$*	*313,339,591.26*

ORANGE COUNTY FIRE AUTHORITY
Portfolio Management
Portfolio Details - Investments
April 19, 2024

CUSIP	Investment #	Issuer	Average Balance	Purchase Date	Par Value	Market Value (See Note 1 on page 19)	Book Value (See Note 2 on page 19)	Stated Rate	YTM/Call 365	Days to Mat./Call	Maturity Date
Money Mkt Mutual Funds/Cash											
SYS1042	1042	US Bank - Treasury Obligations			65,097,184.05	65,097,184.05	65,097,184.05	5.186	5.186	1	
SYS528	528	MUFG Treasury Obligations		07/01/2023	0.00	0.00	0.00	4.620	4.620	1	
SYS530	530	US Bancorp Sweep Account			30,334,496.12	30,334,496.12	30,334,496.12	4.908	4.908	1	
		Subtotal and Average	**56,250,332.63**		**95,431,680.17**	**95,431,680.17**	**95,431,680.17**		**5.098**	**1**	
Federal Agency Coupon Securities											
3133EMWH1	1030	Federal Farm Credit Bank	(Callable 4/21/2024)	04/22/2021	3,000,000.00	2,868,180.00	3,000,705.57	0.710	0.678	1	04/21/2025
3133EMXS6	1032	Federal Farm Credit Bank	(Continuous Call)	04/28/2021	12,000,000.00	11,481,360.00	12,000,000.00	0.720	0.720	11	04/28/2025
3130ALNY6	1025	Fed Home Loan Bank	(Callable 03/30/2024)	03/30/2021	8,000,000.00	7,833,680.00	8,000,000.00	0.550	0.592	71	09/30/2024
3130ALVR2	1031	Fed Home Loan Bank	(Callable 4/23/2024)	04/23/2021	11,015,000.00	10,746,344.15	11,015,000.00	0.520	0.520	3	10/23/2024
3130AM6P2	1034	Fed Home Loan Bank	(Callable 4/29/2024)	04/29/2021	12,000,000.00	11,058,600.00	12,000,000.00	1.000	1.000	9	04/29/2026
3130AM6H0	1035	Fed Home Loan Bank	(Callable 5/11/2024)	05/11/2021	12,000,000.00	11,732,640.00	12,000,000.00	0.550	0.550	21	10/11/2024
		Subtotal and Average	**61,491,775.79**		**58,015,000.00**	**55,720,804.15**	**58,015,705.57**		**0.685**	**19**	
Federal Agency Disc. -Amortizing											
313384XV6	1095	Fed Home Loan Bank		07/20/2023	14,000,000.00	13,899,620.00	13,904,520.00	5.115	5.447	48	06/07/2024
313384YS2	1109	Fed Home Loan Bank		12/21/2023	14,000,000.00	13,856,640.00	13,866,101.67	4.990	5.263	69	06/28/2024
313384M89	1113	Fed Home Loan Bank		02/29/2024	14,000,000.00	13,613,600.00	13,623,866.66	4.960	5.243	195	11/01/2024
		Subtotal and Average	**41,341,760.84**		**42,000,000.00**	**41,369,860.00**	**41,394,488.33**		**5.318**	**103**	
Treasury Discounts -Amortizing											
912797HH3	1100	US Treasury Bill		11/30/2023	10,000,000.00	9,985,300.00	9,982,900.00	5.130	5.392	12	05/02/2024
912797FH5	1101	US Treasury Bill		11/30/2023	14,000,000.00	13,950,720.00	13,948,130.00	5.130	5.403	26	05/16/2024
912797HS9	1108	US Treasury Bill		12/21/2023	14,000,000.00	13,921,880.00	13,922,066.68	5.010	5.268	40	05/30/2024
912797HH3	1111	US Treasury Bill		01/11/2024	6,000,000.00	5,991,180.00	5,989,740.00	5.130	5.359	12	05/02/2024
912796Y45	1112	US Treasury Bill		01/17/2024	6,000,000.00	5,942,340.00	5,943,333.33	5.000	5.258	68	06/27/2024
912797GB7	1116	US Treasury Bill		04/18/2024	14,000,000.00	13,836,760.00	13,834,532.84	5.189	5.399	82	07/11/2024
912797JT5	1118	US Treasury Bill		04/19/2024	14,000,000.00	13,809,040.00	13,807,733.34	5.150	5.369	96	07/25/2024
		Subtotal and Average	**58,004,674.46**		**78,000,000.00**	**77,437,220.00**	**77,428,436.19**		**5.356**	**51**	
Local Agency Investment Funds											
SYS336	336	Local Agency Invstmt Fund			45,845,144.83	45,578,842.62	45,845,144.83	4.232	4.232	1	
		Subtotal and Average	**45,500,347.68**		**45,845,144.83**	**45,578,842.62**	**45,845,144.83**		**4.232**	**1**	

ORANGE COUNTY FIRE AUTHORITY
Portfolio Management
Portfolio Details - Cash
April 19, 2024

CUSIP	Investment #	Issuer	Average Balance	Purchase Date	Par Value	Market Value	Book Value	Stated Rate	YTM/C 365	Days to Mat./Call
Money Mkt Mutual Funds/Cash										
SYS10033	10033	Revolving Fund		07/01/2023	20,000.00	20,000.00	20,000.00		0.000	1
SYS4	4	Union Bank		07/01/2023	0.00	0.00	0.00		0.000	1
SYS5	5	US Bancorp		07/01/2023	716,718.82	716,718.82	716,718.82		0.000	1
		Average Balance	**0.00**							**1**
		Total Cash and Investments	**262,588,891.39**		**320,028,543.82**	**316,275,125.76**	**318,852,173.91**		**4.260**	**30**

(This Page Intentionally Left Blank)

ORANGE COUNTY FIRE AUTHORITY
Aging Report
By Maturity Date
As of April 20, 2024

Orange County Fire Authority
1 Fire Authority Road
Irvine, CA 92602
(714)573-6301

					Maturity Par Value	Percent of Portfolio	Current Book Value	Current Market Value
Aging Interval: 0 days	(04/20/2024 - 04/20/2024)	7 Maturities	0 Payments		142,013,543.82	44.82%	142,013,543.82	141,747,241.61
Aging Interval: 1 - 30 days	(04/21/2024 - 05/20/2024)	3 Maturities	0 Payments		30,000,000.00	9.46%	29,920,770.00	29,927,200.00
Aging Interval: 31 - 60 days	(05/21/2024 - 06/19/2024)	2 Maturities	0 Payments		28,000,000.00	8.80%	27,826,586.68	27,821,500.00
Aging Interval: 61 - 90 days	(06/20/2024 - 07/19/2024)	3 Maturities	0 Payments		34,000,000.00	10.63%	33,643,967.84	33,635,740.00
Aging Interval: 91 - 120 days	(07/20/2024 - 08/18/2024)	1 Maturities	0 Payments		14,000,000.00	4.37%	13,807,733.34	13,809,040.00
Aging Interval: 121 - 365 days	(08/19/2024 - 04/20/2025)	4 Maturities	0 Payments		45,015,000.00	13.89%	44,638,866.66	43,926,264.15
Aging Interval: 366 - 1095 days	(04/21/2025 - 04/20/2027)	3 Maturities	0 Payments		27,000,000.00	8.03%	27,000,705.57	25,408,140.00
Aging Interval: 1096 days and after	(04/21/2027 -)	0 Maturities	0 Payments		0.00	0.00%	0.00	0.00
		Total for	23 Investments	0 Payments		100.00	318,852,173.91	316,275,125.76

NOTES TO PORTFOLIO MANAGEMENT REPORT

Note 1: Market value of the LAIF investment is calculated using a fair value factor provided by LAIF. The U.S. Bank Corporate Trust and Custody Department provides market values of the remaining investments.

Note 2: Book value reflects the cost or amortized cost before the GASB 31 accounting adjustment.

Note 3: GASB 31 requires governmental entities to report investments at fair value in the financial statements and to reflect the corresponding unrealized gains/ (losses) as a component of investment income. The GASB 31 adjustment is recorded only at fiscal year-end. The adjustment for June 30, 2023 includes a decrease of $612,970.63 to the LAIF investment and a decrease of $4,899,612.02 to the remaining investments.

Note 4: The Federated Treasury Obligations money market mutual fund functions as the Authority's sweep account. Funds are transferred to and from the sweep account to/from OCFA's checking account in order to maintain a target balance of $1,000,000 in checking. Since this transfer occurs at the beginning of each banking day, the checking account sometimes reflects a negative balance at the close of the banking day. The negative closing balance is not considered an overdraft since funds are available in the money market mutual fund. The purpose of the sweep arrangement is to provide sufficient liquidity to cover outstanding checks yet allow that liquidity to be invested while payment of the outstanding checks is pending.

GLOSSARY

INVESTMENT TERMS

Basis Point. Measure used in quoting yields on bonds and notes. One basis point is .01% of yield.

Book Value. This value may be the original cost of acquisition of the security, or original cost adjusted by the amortization of a premium or accretion of a discount. The book value may differ significantly from the security's current value in the market.

Commercial Paper. Unsecured short-term promissory notes issued by corporations, with maturities ranging from 2 to 270 days; may be sold on a discount basis or may bear interest.

Coupon Rate. Interest rate, expressed as a percentage of par or face value, that issuer promises to pay over lifetime of debt security.

Discount. The amount by which a bond sells under its par (face) value.

Discount Securities. Securities that do not pay periodic interest. Investors earn the difference between the discount issue price and the full face value paid at maturity. Treasury bills, bankers' acceptances and most commercial paper are issued at a discount.

Effective Rate of Return. Rate of return on a security, based on its purchase price, coupon rate, maturity date, and the period between interest payments.

Federal Agency Securities. Securities issued by agencies such as the Federal National Mortgage Association and the Federal Farm Credit Bank. Though not general obligations of the US Treasury, such securities are sponsored by the government and therefore have high credit ratings. Some are issued on a discount basis and some are issued with coupons.

Federal Funds. Funds placed in Federal Reserve banks by depository intuitions in excess of current reserve requirements. These depository institutions may lend fed funds to each other overnight or on a longer basis. They may also transfer funds among each other on a same-day basis through the Federal Reserve banking system. Fed Funds are considered to be immediately available funds.

Fed Funds Rate. The interest rate charged by one institution lending federal funds to another.

Federal Open Market Committee. The branch of the Federal Reserve Board that determines the direction of monetary policy.

Local Agency Investment Fund (LAIF). A California State Treasury fund which local agencies may use to deposit funds for investment and for reinvestment with a maximum of $75 million for any agency ***(excluding bond funds, which have no maximum)***. It offers high liquidity because

deposits can be converted to cash in 24 hours and no interest is lost. Interest is paid quarterly and the State's administrative fee cannot to exceed 1/4 of a percent of the earnings.

Market value. The price at which the security is trading and could presumably be purchased or sold.

Maturity Date. The specified day on which the issuer of a debt security is obligated to repay the principal amount or face value of security.

Money Market Mutual Fund. Mutual funds that invest solely in money market instruments (short-term debt instruments, such as Treasury bills, commercial paper, bankers' acceptances, repurchase agreements and federal funds).

Par. Face value or principal value of a bond typically $1,000 per bond.

Rate of Return. The amount of income received from an investment, expressed as a percentage. A *market rate of return* is the yield that an investor can expect to receive in the current interest-rate environment utilizing a buy-and-hold to maturity investment strategy.

Treasury Bills. Short-term U.S. government non-interest bearing debt securities with maturities of no longer than one year. The yields on these bills are monitored closely in the money markets for signs of interest rate trends.

Treasury Notes. Intermediate U.S. government debt securities with maturities of one to 10 years.

Treasury bonds. Long-term U.S. government debt securities with maturities of 10 years or longer.

Yield. Rate of return on a bond.

Yield-to-maturity. Rate of return on a bond taking into account the total annual interest payments, the purchase price, the redemption value and the amount of time remaining until maturity.

ECONOMIC TERMS

Conference Board Consumer Confidence Index. A survey that measures how optimistic or pessimistic consumers are with respect to the economy in the near future.

Consumer Price Index (CPI). A measure that examines the weighted average of prices of a basket of consumer goods and services, such as transportation, food and medical care. Changes in CPI are used to assess price changes associated with the cost of living.

Durable Goods Orders. An economic indicator released monthly that reflects new orders placed with domestic manufacturers for delivery of factory durable goods such as autos and appliances in the near term or future.

Gross Domestic Product. The monetary value of all the finished goods and services produced within a country's borders in a specific time period. It includes all of private and public consumption, government outlays, investments and exports less imports that occur within a defined territory.

Industrial Production. An economic indicator that is released monthly by the Federal Reserve Board. The indicator measures the amount of output from the manufacturing, mining, electric and gas industries.

ISM Institute for Supply Management (ISM) Manufacturing Index. A monthly index that monitors employment, production inventories, new orders and supplier deliveries.

ISM Non-manufacturing Index. An index based on surveys of non-manufacturing firms' purchasing and supply executives. It tracks economic data for the service sector.

Leading Economic Index. A monthly index used to predict the direction of the economy's movements in the months to come. The index is made up of 10 economic components, whose changes tend to precede changes in the overall economy.

National Federation of Independent Business Small Business Optimism Index. An index based on surveys of small business owners' plans and expectations regarding employment, capital, inventories, economic improvement, credit conditions, expansion, and earnings trends in the near term or future.

Producer Price Index. An index that measures the average change over time in the selling prices received by domestic producers for their output.

University of Michigan Consumer Sentiment Index. An index that measures the overall health of the economy as determined by consumer opinion. It takes into account an individual's feelings toward his or her own current financial health, the health of the economy in the short term and the prospects for longer term economic growth.

Orange County Fire Authority

AGENDA STAFF REPORT

Budget & Finance Committee Meeting
May 8, 2024

Agenda Item No. 2C
Consent Calendar

Third Quarter Financial Newsletter

Contact(s) for Further Information

Robert C. Cortez, Assistant Chief Business Services Department	robertcortez@ocfa.org	714.573.6012
Jim Slobojan, Assistant Treasurer	jamesslobojan@ocfa.org	714.573.6301
Stuart Lam, Budget Manager	stuartlam@ocfa.org	714.573.6302

Summary

This routine agenda item is submitted to provide information regarding revenues and expenditures in the General Fund and the Capital Improvement Program Funds through the third quarter of FY 2023/24.

Prior Board/Committee Action

Not Applicable.

RECOMMENDED ACTION(S)

Review the proposed agenda item and direct staff to place the item on the agenda for the Executive Committee meeting of May 23, 2024, with the Budget and Finance Committee's recommendation that the Executive Committee receive and file the report.

Impact to Cities/County

Not Applicable.

Fiscal Impact

Not Applicable.

Background

The Quarterly Financial Newsletter provides information about the General Fund's top five revenue sources as well as expenditures by department and by type. Revenues and expenditures for the Capital Improvement Program (CIP) funds are also included. Revenues and expenditures for the General and CIP Funds through the third quarter of the fiscal year are within budgetary estimates, except where noted in the attached newsletter.

Attachment(s)

Third Quarter Financial Newsletter – July 2023 to March 2024

3rd Quarter

July 2023 to March 2024

Financial Newsletter

Summary

The Quarterly Financial Newsletter provides summary level information regarding the General Fund (GF) operating budget and Capital Improvement Program (CIP) budget to highlight revenue and expenditure trends and areas of note.

With the 3rd Quarter (i.e. 75%) of the fiscal year completed, both General Fund actual revenues and actual expenditures are slightly higher than budgetary estimates. As of the end of the third quarter, the OCFA received 67.3% of budgeted revenues and expended 63.8% of appropriations.

The OCFA expended 34.5% of the GF CIP, 10.7% of Fire Stations & Facilities, 12.3% of Comm. & Info. Systems, and 27.8% of the Fire Apparatus budgets. CIP expenditures to date have been low as many projects are still in the preliminary stages.

For additional info, see attached newsletter.

General Fund

REVENUES — General Fund revenues received as of the 3rd quarter amounted to $404.5 million, approximately 6.1% higher than the prior year. The increase is mostly due to increased secured property tax revenue, Cash Contract City revenue, and CRA pass-through revenue receipts.

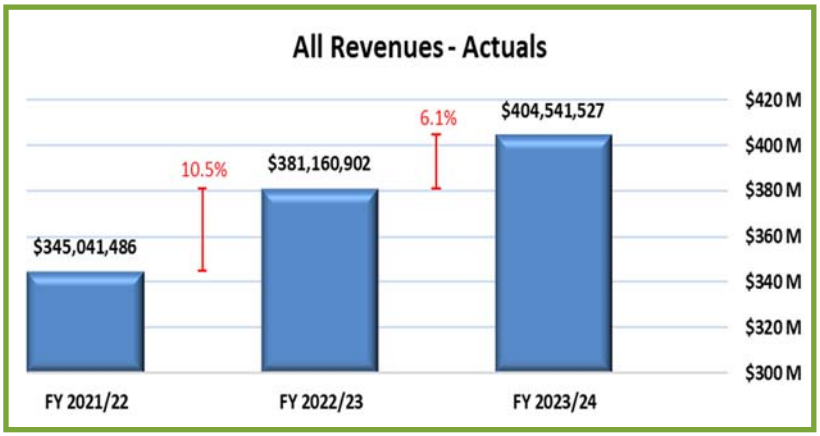

For the 3rd quarter of fiscal year 2023/24, secured property tax, which represents approximately 95% of budgeted property tax revenue, is $10.4 million higher when compared to the prior year. Based on data from the Auditor-Controller, OCFA projects overall property tax revenue will be $6.4 million higher than originally budgeted.

EXPENDITURES — General Fund expenditures through the 3rd quarter amounted to $359.9 million and reflect a decrease of 2.4% when compared to the prior fiscal year. The decrease is primarily due to a one time pay date change that was implemented in the current fiscal year resulting in one less pay period in the third quarter. Initial budget estimates projected 3rd quarter expenditures ending at $355.6 million. Actual expenditures exceeding the budgetary estimate primarily due to higher than anticipated backfill/overtime expenditures. Services and supplies and equipment expenditures are in line with the budgetary estimates.

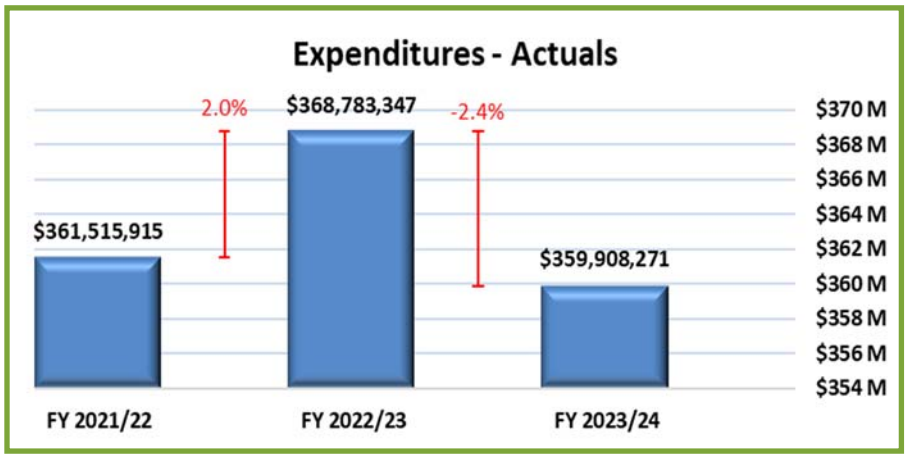

The following Overtime Expenditures by Quarter chart captures historical cumulative overtime expenditures from fiscal year 2021/22 through the 3rd quarter of fiscal year 2023/24. Actual overtime expenditures are $2.3 million higher than last year. Overtime expenses increased this year over last primarily due to additional resources sent out of county for emergency incidents. Major incidents this fiscal year include the Bonny, Happy Camp Complex, Rabbit, Smith River Complex, South Fork Complex, and SRF Lightning Complex fires. These emergency incident overtime expenditures are reimbursable. Workers' compensation related backfill/overtime is also trending higher compared to last fiscal year. Overtime expenditures will continue to be monitored for a potential year-end budget adjustment.

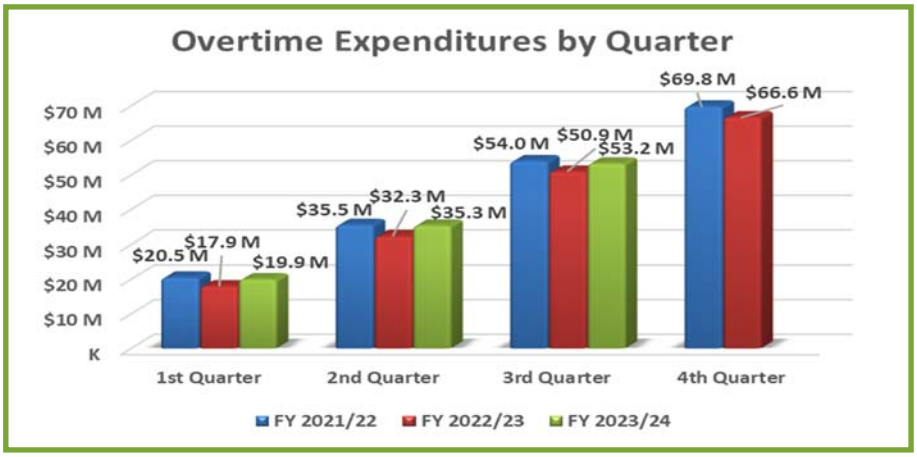

We hope you have found this summary information illustrative and useful. Additional detailed information is included in the following Newsletter pages, including progress for each of the CIP funds.

Orange County Fire Authority

Third Quarter Financial Newsletter – *July 2023 to March 2024*

OVERVIEW

This report covers fiscal activities in the General Fund and CIP Funds through the third quarter of Fiscal Year 2023/24. Budget figures include all budget adjustments authorized by the Board through the third quarter.

GENERAL FUND

With 75% of the year completed, General Fund revenues are 67.3% of budget and expenditures are 63.8% as shown below:

General Fund (excludes 12110)	YTD Actual	Budget	Variance in Dollars	% Budget
Revenues	404,541,527	601,504,480	196,962,953	67.3%
Expenditures	359,908,271	563,821,855	203,913,584	63.8%

Top Five Revenues. The analysis presented below compares the five largest revenue categories received through the third quarter, as compared to the budgetary estimate for this point in the fiscal year. Categories in which the variance is greater than 10% or $1 million, are discussed below the table.

Top Five Revenues	YTD Actual Receipts	Trended YTD Budget Estimate	Variance: Actual to Budget in Dollars	% Variance
Property Taxes	215,050,466	215,206,671	(156,205)	-0.1%
Cash Contracts	118,020,338	118,114,229	(93,891)	-0.1%
State Reimbursements	20,306,646	20,100,000	206,646	1.0%
CRA Pass-through	12,088,057	10,735,897	1,352,160	12.6%
Community Risk Reduction Fees	5,597,408	5,222,903	374,505	7.2%
Total	**371,062,915**	**369,379,700**	**1,683,215**	**0.5%**

- ***CRA Pass-Through*** – CRA pass-through revenue receipts were approximately $1.4 million or 12.6% higher than anticipated after receiving the first of two CRA pass-through revenue installments in January 2024. This was primarily driven by higher pass-through revenue receipts for the County of Orange and the City of Yorba Linda.

Expenditures. The analysis presented on the following page compares the actual expenditures through the third quarter, as compared to the budgetary estimate for this point in the fiscal year. Categories in which the variance is greater than 10% or $1 million, are discussed below the table.

Expenditures by Department	YTD Actual Expenditures	Trended YTD Budget Estimate	Variance: Actual to Budget in Dollars	% Variance
Business Services	5,530,617	6,068,958	(538,341)	-8.9%
Command & Emergency Planning	6,572,207	6,695,422	(123,215)	-1.8%
Community Risk Reduction	8,810,745	9,146,880	(336,135)	-3.7%
Corporate Communications	2,289,185	2,330,849	(41,664)	-1.8%
EMS & Training	10,847,301	11,495,968	(648,667)	-5.6%
Executive Management	5,758,598	5,250,303	508,295	9.7%
Human Resources	9,888,658	9,730,527	158,131	1.6%
Logistics	30,598,732	30,863,085	(264,353)	-0.9%
Non-Departmental	1,646,077	1,654,978	(8,901)	-0.5%
Field Operations North	126,118,604	123,286,671	2,831,933	2.3%
Field Operations South	151,459,177	148,712,968	2,746,209	1.8%
Strategic Services	388,370	389,173	(803)	-0.2%
Total	**359,908,271**	**355,625,782**	**4,282,489**	**1.2%**

- ***Operations North and Operations South*** – These two departments exceeded budget estimates for the third quarter primarily due to backfill/overtime expenditures. Part of the budgetary variance is due to overtime costs incurred for out-of-county incidents not included in the mid-year adjustments. Major incidents in FY 2023/24 include the Bonny, Happy Camp Complex, Rabbit, Smith River Complex, South Fork Complex, and SRF Lightning Complex fires. Workers' compensation related backfill/overtime is also trending higher compared to last fiscal year. Overtime expenditures will continue to be monitored for a potential year-end budget adjustment.

Expenditures by type are outlined below, with exception details following the table:

Expenditures by Type	YTD Actual Expenditures	Trended YTD Budget Estimate	Variance: Actual to Budget in Dollars	% Variance
Salary and Employee Benefits	310,593,825	305,907,248	4,686,577	1.5%
Services and Supplies	48,391,243	48,871,201	(479,958)	-1.0%
Equipment	923,203	847,333	75,870	9.0%
Total	**359,908,271**	**355,625,782**	**4,282,489**	**1.2%**

- ***Salary & Employee Benefits*** **–** This category is trending over budget estimates for the third quarter by approximately $4.7 million or 1.5%. This is primarily due to backfill/overtime expenditures. Part of the budgetary variance is due to overtime costs incurred for out-of-county incidents not included in the mid-year adjustments. Major incidents in FY 2023/24 include the Bonny, Happy Camp Complex, Rabbit, Smith River Complex, South Fork Complex, and SRF Lightning Complex fires. Workers' compensation related backfill/overtime is also trending higher compared to last fiscal year. Overtime expenditures will continue to be monitored for a potential year-end budget adjustment.

CIP FUNDS

Revenues and expenditures for the Capital Improvement Program funds are summarized below. Any variances are noted following the fund table:

General Fund CIP

Fund 12110	YTD Actual	Budget	Percent
Expenditures	7,489,636	21,697,529	34.5%

- This Fund receives transfers from the General Fund as its revenue source.
- Appropriations of $21.7 million include funding for upgrades, routine maintenance and replacement of equipment such as: enterprise phone/public address system upgrade, inclusive facilities projects, fire station remodels and concrete/asphalt repair, fire station appliance, HVAC, generator and bay door refurbishment/replacement, FS 41 aircraft landing improvements, data network upgrades, fire shelters, body armor, exhaust fans, air monitors, suction units, remote rescue packs, telephone/alarm system upgrades, RFOTC secure vehicular access, station security fencing, replacement of PCs, laptops, tablets, printers, radios, and mobile data computers.
- Expenditures of approximately $7.5 million are attributable to enterprise phone/public address system upgrade, fire station alarm systems upgrade, inclusive facilities, FS 41 aircraft landing improvements , data storage & servers replacement, mobile CAD and personnel alerting systems, replacement of PCs, tablets and printers, fire station remodels, HVAC & generator replacement, and body armor replacement.

Fire Stations and Facilities

Fund 123	YTD Actual	Budget	Percent
Revenue	1,858,183	1,803,918	103.0%
Expenditures	2,610,397	24,375,225	10.7%

- Revenues in this fund are attributable to interest earned through the third quarter, developer contributions of $704K and Cal Fire contract revenue of $105K.
- Appropriations of $24.4 million include funding for replacement of FS 10 and FS 25, remodel of FS 9, infrastructure security enhancements, RFOTC training grounds expansion and upgrade, and solar power facilities upgrades for RFOTC and various fire stations.
- Expenditures of approximately $2.6 million are primarily attributable to RFOTC training grounds expansion and upgrade, FS 18 upgrades, and FS 24 replacement.

Communications & Information Systems

Fund 124	YTD Actual	Budget	Percent
Revenue	275,001	276,974	99.3%
Expenditures	996,941	8,122,908	12.3%

- Revenues in this fund are attributable to interest earned through the third quarter.
- Appropriations of $8.1 million include funding for: disaster recovery co-location facility, CRR automation/IFP replacement, EMS enterprise system development, enterprise audio video equipment upgrades, fuel management tracking system, 911 voice recording system, RFOTC data center fire suppression system upgrade, and public website content management system.
- Year to date expenditures of $997K are attributable mainly to 911 voice recording system, EMS enterprise system development, and CRR automation/IFP replacement.

Fire Apparatus

Fund 133	YTD Actual	Budget	Percent
Revenue	2,830,786	5,291,220	53.5%
Expenditures	9,577,655	34,446,491	27.8%

- The Fund 133 revenue budget includes vehicle replacement program payments from cash contract cities and interest earned through the third quarter.
- Appropriations of $34.4 million include 7 engines, 1 dozer transport trailer, 4 superintendent vehicles, 3 technical rescue support vehicles, 2 paramedic squads, 5 full-size vehicles, 2 towing tugs, 1 heavy duty pickup utility truck for the US&R program, and 38 support vehicles. Also included in this Fund is $4.9M in debt service for the Helicopter Program.
- Expenditures through the third quarter of $9.6 million are primarily related to landing gear installation and training for the Helicopter Program in anticipation of the new helicopters, 10 support vehicles and 6 emergency vehicles, and miscellaneous outfitting expenses for fleet vehicles.

SUMMARY

For more information. This summary is based on detailed information from our financial system. If you would like more information or have any questions about the report, please contact Stuart Lam, Budget Manager at 714-573-6302, or Jim Slobojan, Assistant Treasurer at 714-573-6305.

Orange County Fire Authority

AGENDA STAFF REPORT

Budget and Finance Committee Meeting | **Agenda Item No. 2D**
May 8, 2024 | **Consent Calendar**

Third Quarter Purchasing Report

Contact(s) for Further Information

Robert C. Cortez, Assistant Chief Business Services Department	robertcortez@ocfa.org	714.573.6012
Sara Kennedy, Purchasing Division Manager	sarakennedy@ocfa.org	714.573.6641

Summary

This routine agenda item is submitted to provide information regarding purchases made within management authority during the third quarter of FY 2023/24.

Prior Board/Committee Action

On June 24, 2021, the Board of Directors approved the content format contained herein for future quarterly purchasing reports.

RECOMMENDED ACTION(S)

Review the proposed agenda item and direct staff to place the item on the agenda for the Executive Committee meeting of May 23, 2024, with the Budget and Finance Committee's recommendation that the Executive Committee receive and file the report.

Impact to Cities/County

Not Applicable.

Fiscal Impact

Not Applicable.

Background

Purchasing Ordinance No. 009 (Ordinance) and the Roles/Responsibilities/Authorities Matrix (Matrix) provides the Chief Procurement Officer (Purchasing Manager) with authority to enter into various types of agreements at varying amounts. This authority includes the procurement of items previously approved by the Board of Directors as part of the annual adoption of the budget provided that the contract results from a competitive solicitation. Furthermore, as per Section 1-20 Small Purchases provision of the Ordinance, any contract for the purchase of supplies, equipment, maintenance, and services not exceeding $50,000 may be made by the Chief Procurement Officer in accordance with the small purchase procedures authorized in the Ordinance. For public works projects, the statutory threshold is established by the CA Public Contract Code at $60,000.

The Quarterly Purchasing Report provides a list of all purchase orders and blanket orders entered into under the Purchasing Manager authority during the period of January 1, 2024 through March 31, 2024.

Attachment(s)

Third Quarter Purchasing Report – January 1, 2024 to March 31, 2024

Purchasing Report
3rd Quarter - FY 2023/24

- This report reflects all POs/BOs issued within management authority, including those that may have been cancelled or replaced by another PO or BO. These records will show as duplications in the report, but are in fact replacements.
- Management authority includes the procurement of items previously approved by the Board of Directors as part of the annual adoption of the budget provided that the contract results from a competitive solicitation.
- Amount column reflects the procurement value. Actual expenditures made against the contract may be lower.
- Vendor Name column display of “error” or the phrase “do not use” appears when a vendor has since changed their name or corporation status.
- PO/BO amounts of $0 or $.01 are often issued as place holders to record the terms and conditions of no-cost transactions, or may appear when the POs/BO balance is reduced to zero.
- POs starting with the letter "Q" are issued as part of the fiscal year end process to roll forward encumbrances issued in a prior fiscal year for projects still in progress.

Date	PO/BO Number	Amount	Department	Vendor Name	Description	Formal Solicitation Number
1/1/2024	B01716-7	$10,000	Logistics Department	ORANGE COUNTY PUMPING	SEPTIC TANK MAINTENANCE	
1/1/2024	B01718-8	$3,500	Human Resources Department	AMAZING ORGANIZATIONS INC	MASTERY LIBRARY TRAINING PROGRAM-SPILL PREVENTION	
1/1/2024	B01724-7	$5,000	Human Resources Department	LIEBERT CASSIDY WHITMORE	ORANGE COUNTY EMPLOYMENT RELATIONS CONSORTIUM MEMBERSHIP	
1/1/2024	B01738-8	$6,000	Operations Department - South	GROUND CONTROL SYSTEMS INC.	GROUND CONTROL SATELLITE BANDWITH SERVICE	
1/1/2024	B01765-5	$5,000	Operations Department - South	WONG, SHELLYN SUE	USAR CA TASK FORCE 5 WEBSITE CREATION	
1/1/2024	B01857-6	$10,000	Logistics Department	MCMASTER-CARR SUPPLY CO	HARDWARE AND SUPPLIES	
1/1/2024	B01872-5	$5,000	Logistics Department	BESTWAY LAUNDRY SOLUTIONS	REPAIR AND MAINTENANCE - EXTRACTORS AND DRYERS	
1/1/2024	B01922-5	$24,204	Logistics Department	ASSETWORKS, INC.	FLEET FOCUS FA ANNUAL SOFTWARE MAINTENANCE & SUPPORT RENEWAL	
1/1/2024	B01952-5	$49,999	Logistics Department	GOVERNMENT REVENUE SOLUTIONS HOLDINGS LLC	BANNER DATABASE ADMINISTRATION SUPPORT AND SYSTEM UPGRADE SYSTEMS	
1/1/2024	B02033-4	$100,000	Human Resources Department	NORMAN A. TRAUB & ASSOCIATES	AS-NEEDED INDEPENDENT INTERNAL AFFAIRS INVESTIGATIVE SERVICES	JA2358
1/1/2024	B02187-3	$130,000	Logistics Department	DARTCO TRANSMISSIONS SALES & SERVICE, INC	ALLISON TRANSMISSION PARTS & REPAIR SERVICES	JA2475
1/1/2024	B02213-2	$18,916	Human Resources Department	EXIGIS, LLC	ONLINE INSURANCE CERTIFICATE MANAGEMENT	
1/1/2024	B02313-2	$20,000	EMS & Training Department	DOI/BLM	INSTRUCTOR AND STUDENT COURSE MATERIALS FOR NWCG CLASSES	
1/1/2024	B02320-2	$5,000	Operations Department - South	COMTRSYS, INC.	ONLINE FLIGHT TRAINING ANNUAL SUBSCRIPTION	
1/1/2024	B02391-1	$50,000	Logistics Department	TIMUR GLOBAL INC	APPLIANCE REPAIR AND MAINTENANCE	RO2562
1/1/2024	B02429-1	$10,000	EMS & Training Department	FIRST IN PRODUCTS, INC.	REPAIR ZIPPERS AND REPLACE MATERIAL ON AIRWAY BAGS	
1/2/2024	B02062-4	$75,000	Logistics Department	BEAR COMMUNICATIONS	RADIO COMMUNICATION EQUIPMENT REPAIR SERVICES	JA2417

Date	PO/BO Number	Amount	Department	Vendor Name	Description	Formal Solicitation Number
1/2/2024	B02070-4	$8,000	Logistics Department	GOLDEN STATE TRADING	AUTO DETAILING SUPPLIES FOR SERVICE CENTER	
1/2/2024	B02562	$3,150	EMS & Training Department	SMARTSHEET INC	LICENSE FEE SUBSCRIPTION/MEMBERSHIP FOR FF ACADEMY	
1/2/2024	P0015813	$16,453	EMS & Training Department	BOUND TREE MEDICAL LLC	MEDICAL SUPPLIES	
1/3/2024	B01815-6	$18,000	Human Resources Department	CERTIFIX MANAGEMENT, INC	CERTIFIX LIVESCAN FINGERPRINTING SERVICES	
1/3/2024	B02056-4	$100,000	Logistics Department	BATTERY POWER INC.	AUTOMOTIVE BATTERIES AS-NEEDED	JA2381
1/3/2024	B02250-2	$65,000	EMS & Training Department	MCKESSON MEDICAL-SURGICAL	NITRILE GLOVES ANSELL MICROFLEX LIFESTAR	LK2505
1/3/2024	B02652	$50,000	Logistics Department	WESTERN INDOOR ENVIRONMENTAL SERVICES	DUCT CLEANING SERVICES	CA PCC STATUTORY THRESHOLD
1/3/2024	B02653	$50,000	Logistics Department	THE MACHADO ENVIRONMENTAL CORPORATION	DUCT CLEANING SERVICES	CA PCC STATUTORY THRESHOLD
1/3/2024	P0015814	$1,496	EMS & Training Department	HOME DEPOT	LUMBERS FOR VENTALATION TRAILER - TRAINING	COOPERATIVE
1/3/2024	P0015815	$40,480	Logistics Department	OFFICE FURNITURE GROUP LLC	RFOTC MULTIMEDIA FURNITURE	COOPERATIVE
1/4/2024	P0015818	$27,949	Logistics Department	TALLEY COMMUNICATIONS	ANTENNAS FOR DODGE RAM INSTALL PROJECT	
1/4/2024	P0015820	$3,885	Logistics Department	NETSYNC NETWORK SOLUTIONS INC	VEEAM ANNUAL SUPPORT AND RENEWAL	
1/4/2024	P0015821	$449	Human Resources Department	PUBLIC AGENCY RISK MANAGERS ASSOCIATION	2024 PARMA ANNUAL CONFERENCE REGISTRATION	
1/4/2024	P0015817	$22,596	Logistics Department	WESTNET	WESTNET ALERTING SYSTEM UPGRADE - STATION 20	
1/4/2024	P0015819	$10,613	EMS & Training Department	HENRY SCHEIN INC.	AMBU ADULT SPUR II BAD RESERVOIR, MEDIUM MASK, AND EXPIRATORY FILTER	JA2607
1/8/2024	B01941-4	$10,000	Operations Department - South	LINEGEAR FIRE & RESCUE	PERSONAL EQUIPMENT FOR SANTIAGO CREW	
1/8/2024	P0015805	$21,454	Operations Department - South	AVIATION SPECIALTIES UNLIMITED, INC.	NVG EQUIPMENT	
1/9/2024	B02553	$30,000	Business Services Department	GOLD COAST TOURS	CHARTER BUS TRANSPORTATION FOR STRIKE TEAM ROTATIONS	
1/9/2024	P0015807	$1,713	Operations Department - South	CMC RESCUE INC	REPLACEMENT WEBBING FOR US&R ROPE AND WATER RESCUE - CACHE LIST ITEM: RI-0124.00	
1/9/2024	P0015822	$7,651	Logistics Department	CONSOLIDATED STORAGE COMPANIES	INVENTORY STORAGE FOR COMMUNICATIONS / IT	
1/10/2024	B02138-3	$10,000	Human Resources Department	UNITED PET CARE CALIFORNIA, LLC	UNITED PET CARE BENEFIT PAID BY PAYROLL	
1/10/2024	P0015829	$2,112	Operations Department - South	LINEGEAR FIRE & RESCUE	PARKAS AND FLEECE LINERS FOR TRT TEAM	
1/10/2024	P0015823	$9,245	Logistics Department	ORANGE COAST PETROLEUM EQUIPMENT CO., INC	DEF TANK FOR STORAGE AT FIRE STATIONS (FS32, FS31, FS4, FS57)	
1/10/2024	P0015824	$6,878	Logistics Department	TAIT & ASSOCIATES, INC	FUELING HOSE AND GROUNDING REEL REPLACEMENT	
1/10/2024	P0015825	$5,026	EMS & Training Department	BOUND TREE MEDICAL LLC	EMS SUPPLIES	SK2379

Date	PO/BO Number	Amount	Department	Vendor Name	Description	Formal Solicitation Number
1/10/2024	P0015826	$4,581	Logistics Department	WILLIAMS & MAHER INC	RUN PIPE FOR DATA CABLES AT RFOTC	RO2202
1/10/2024	P0015827	$3,885	EMS & Training Department	MCKESSON MEDICAL-SURGICAL	HEPATITIS A VACCINE FOR FIREFIGHTERS	
1/10/2024	P0015828	$384	EMS & Training Department	MCKESSON MEDICAL-SURGICAL	EMS SUPPLIES	
1/11/2024	P0015830	$2,909	Operations Department - South	EXTREME CANOPY	REPLACEMENT EZ UPS CACHE LIST # HG-0101.00	
1/11/2024	P0015832	$10,741	Operations Department - South	DELL MARKETING, L.P.	US&R TASK FORCE LAPTOPS	COOPERATIVE
1/11/2024	P0015831	$9,600	Logistics Department	CONCEPT PAVING SOLUTIONS	ASPHALT REPAIR AT RFOTC TRAINING GROUNDS	
1/12/2024	B02412-1	$1,714	Logistics Department	ISSQUARED, INC.	PULSE SECURE VPN AND SUPPORT	
1/12/2024	P0015834	$77,400	ORG for Expenditures	RRM DESIGN GROUP	WILDFIRE FACILITY CONSULTING SERVICES	RO2584
1/12/2024	P0015835	$1,595	Operations Department - South	AIR COMM SYSTEMS INC	RADIO REPAIR	
1/16/2024	P0015836	$6,258	Logistics Department	PACIFIC PLUMBING COMPANY	PLUMBING FOR FS 27	
1/16/2024	P0015837	$9,901	Logistics Department	HARBOR POINTE A/C & CONTROLS	UPGRADE AND INSTALL NEW AIR COMPRESSOR AT FS 08	
1/17/2024	B01823-6	$26,945	Human Resources Department	HEALTHEDGE INC	RESERVE FIREFIGHTER BENEFITS PROGRAM	
1/17/2024	B02044-5	$320,000	EMS & Training Department	BOUND TREE MEDICAL LLC	EMS SUPPLIES	SK2379
1/18/2024	B02040-4	$400,000	EMS & Training Department	MCKESSON MEDICAL-SURGICAL	EMS SUPPLIES	SK2379
1/18/2024	B02179-3	$5,000	Logistics Department	BEE BUSTERS	PEST CONTROL SERVICES	
1/18/2024	B02280-2	$16,000	EMS & Training Department	MIKE BROWN GRANDSTANDS INC	SEATING FOR GUESTS AT ACADEMY GRADUATIONS	
1/18/2024	B02655	$125,000	Logistics Department	TRUCKPRO	HEAVY DUTY AUTOMOTIVE PARTS	JA2652
1/18/2024	B02656	$125,000	Logistics Department	FLEET SERVICES	HEAVY DUTY AUTOMOTIVE PARTS	JA2652
1/18/2024	B02657	$50,000	Executive Management	ENTENMANN ROVIN COMPANY	BADGES, COLLAR BRASS, AND ACCESSORIES	COOPERATIVE
1/18/2024	P0015838	$1,396	Operations Department - South	LINEGEAR FIRE & RESCUE	US&R UNIFORMS TO SIZE ALL TEAM MEMBERS	
1/18/2024	P0015839	$1,053	Operations Department - South	BMK VENTURES, INC	BLEEDING CONTROL KIT USED TO TEACH IN DIVISION 3	
1/18/2024	P015245	$1,572	Operations Department - South	PB LOADER CORPORATION	DIAMOND PLATE TOOLBOX INSTALLATION FOR WATER TENDER	
1/18/2024	P0015840	$1,500	EMS & Training Department	SOUTHERN SIERRA FIRE TRAINING	L952 COURSE ENROLLMENT FOR OCFA PIO	
1/22/2024	P0015841	$5,250	EMS & Training Department	SOUTHERN SIERRA FIRE TRAINING	INSTRUCTOR FOR L952 TRAINING	
1/23/2024	B02660	$85,000	EMS & Training Department	HENRY SCHEIN INC.	AMBU SPUR II BAG RESERVOIR KITS	JA2607

Date	PO/BO Number	Amount	Department	Vendor Name	Description	Formal Solicitation Number
1/24/2024	P0015842	$3,660	Logistics Department	DIAMOND GLASS	SHOWER DOOR INSTALLATION FS67	
1/25/2024	B01909-5	$7,000	Human Resources Department	ACE INDUSTRIES, INC.	BRIDGE CRANE INSPECTIONS AT OCFA STATION # 41	
1/25/2024	P0015845	$30,996	EMS & Training Department	HEIMAN, INC.	MANIKINS FOR WEFIT AND TRAINING DEPARTMENT	
1/25/2024	P0015843	$9,937	Logistics Department	BRIGHTVIEW LANDSCAPE SERVICES, INC.	IRRIGATION MAIN LINE REPAIR	
1/25/2024	P0015844	$952	Logistics Department	WESTERN SHELTER SYSTEMS	H020 SHELTER REHAB PROJECT FOR IMT SHELTER	
1/29/2024	B01658-8	$5,882	Logistics Department	HOSPITAL ASSOCIATION OF SOUTHERN CALIFORNIA	REDDINET MASTER AGREEMENT	
1/29/2024	B02055-4	$100,000	Logistics Department	EAST PENN MANUFACTURING CO. INC.	DEKA AUTOMOTIVE BATTERIES AS-NEEDED	JA2381
1/29/2024	B02295-2	$200,000	Logistics Department	LASER INNOVATIONS, INC.	METAL FABRICATION SERVICES	RO2521
1/29/2024	B02298-2	$1,335,000	Logistics Department	VOYAGER FLEET SYSTEMS, INC.	VOYAGER FUEL CARDS	COOPERATIVE
1/29/2024	P0015847	$15,793	Logistics Department	TBC INTEGRATION INC	ECC MULTI MONITOR HARDWARE SWITCHES	
1/30/2024	B01567-9	$10,000	Logistics Department	PLATINUM NETWORKS	NORTEL PHONE EQUIPMENT	
1/30/2024	B02296-2	$200,000	Logistics Department	LAKEMAN, WILLIAM B	METAL FABRICATION AND REPAIR SERVICES	RFP RP2521
1/30/2024	B02379-1	$50,000	Logistics Department	FACTORY MOTOR PARTS	MISC. AUTOMOTIVE PARTS AND ACCESSORIES	COOPERATIVE
1/30/2024	B02661	$200,000	Logistics Department	BRIGHTCENTRA, INC.	LAPTOPS AS-NEEDED	KVI2659
1/30/2024	P0015848	$32,525	Logistics Department	BRIGHTCENTRA, INC.	LAPTOPS FOR REMOTE WORKERS	KVI2659
1/31/2024	B01794-6	$40,000	Logistics Department	LN CURTIS & SONS	CLASS A FIREFIGHTING FOAM	
1/31/2024	B01920-5	$40,000	Logistics Department	GRAYBAR INC	TELECOMMUNICATION EQUIPMENT, SUPPLIES, AND TOOLS	COOPERATIVE
1/31/2024	B02290-3	$103,283	Logistics Department	LN CURTIS & SONS	PERSONAL PROTECTIVE EQUIPMENT CLEANING	COOPERATIVE
1/31/2024	B02335-1	$10,000	Logistics Department	ACCENT FLAGS AND FLAGPOLES	FLAGPOLE REPAIRS AT ALL OCFA FACILITIES	
1/31/2024	P0015849	$3,114	Operations Department - South	FIRE ETC	72 HOUR GEAR BAGS FOR OCFA TRT MEMBERS	
1/31/2024	P0015850	$17,410	Community Risk Reduction Department	MAIN GRAPHICS	EDUCATION MATERIAL FOR OCFA OPEN HOUSE	
1/31/2024	P0015851	$2,327	Operations Department - South	GRAINGER	REPLACEMENT LADDER	
2/1/2024	B01914-5	$16,000	Human Resources Department	VELOCITY EHS	SAFETY MANAGEMENT SYSTEM - ANNUAL FEES	SK2285
2/1/2024	B01915-5	$21,500	Operations Department - South	SPARKLETTS/DANONE WATERS OF NO. AMERICA	BOTTLED DRINKING WATER	
2/1/2024	B01945-5	$40,000	EMS & Training Department	NYCANCO, INC	CUSTOM EMS BAGS	

Date	PO/BO Number	Amount	Department	Vendor Name	Description	Formal Solicitation Number
2/1/2024	B02081-4	$70,000	Logistics Department	NEX-XOS WORLDWIDE LLC	MEALS READY TO EAT (MRE) FOR USAR AND SERVICE CENTER STOCK	JC2416
2/1/2024	B02082-4	$5,032	Logistics Department	TEAM VIEWER GERMANY GMBH	REMOTE SUPPORT SOFTWARE	
2/1/2024	B02196-3	$5,000	Operations Department - South	CULLIGAN OF SANTA ANA	DI WATER FOR AIRCRAFT WASHING AND MAINTENANCE	
2/1/2024	B02300-2	$100,000	Logistics Department	LN CURTIS & SONS	GLOBE SHADOW XF TURNOUT BOOTS	COOPERATIVE
2/1/2024	B02396-1	$18,000	Operations Department - South	NATIONWIDE EQUIPMENT TRAINING	NATIONAL CRANE CERTIFICATION FOR ARFF PROGRAM, ON AN AS-NEEDED BASIS	
2/1/2024	B02441-1	$0	Logistics Department	TAIT & ASSOCIATES, INC	A/E & CONSTRUCTION RELATED PROFESSIONAL SERVICES	RO2584
2/1/2024	B02450-1	$10,000	Corporate Communications	FOCUS INTERPRETING	LANGUAGE TRANSLATION SERVICES	
2/1/2024	B02452-1	$0	Logistics Department	RUBIO MEDINA, ARCHITECT	A/E & CONSTRUCTION RELATED PROFESSIONAL SERVICES	R02584
2/1/2024	B02662	$0	Operations Department - South	DLX ENTERPRISES LLC DBA DEPLOYED LOGIX	AS-NEEDED WATER SUPPORT TRAILER FOR FEMA US&R PROGRAM	KVI2658
2/1/2024	P0015852	$14,712	Logistics Department	DAN ENTERPRISES TEAM	LARRO ROPE RESCUE EQUIPMENT	JA2619
2/5/2024	B01751-7	$3,000	Human Resources Department	CRON & ASSOCIATES TRANSCRIPTION, INC.	TRANSCRIPTION SERVICES FOR RECORDED AUDIO	
2/5/2024	B01836-6	$49,999	Logistics Department	DHN CONSULTING INC.	COMPUTER NETWORK MAINTENANCE AND SUPPORT	
2/5/2024	B02417-1	$1,048	Logistics Department	CDW GOVERNMENT	TOAD FOR ORACLE BASE EDITION RENEWAL	
2/6/2024	B02413-1	$15,000	EMS & Training Department	CALUMET PACKAGING	2-STROKE FUEL - TRAINING	
2/6/2024	P0015853	$80,288	Operations Department - South	DLX ENTERPRISES LLC DBA DEPLOYED LOGIX	WATER SUPPORT TRAILER FOR FEMA US&R PROGRAM	KVI2658
2/7/2024	B02663	$72,000	Logistics Department	MALLORY SAFETY AND SUPPLY LLC	FIT-TESTING SERVICES	SK2461
2/8/2024	P0015854	$23,989	EMS & Training Department	LIFE ASSIST, INC.	EMS SUPPLIES	
2/8/2024	P0015855	$23,972	Logistics Department	AT&T	VESTA SWITCH REPLACEMENT	
2/13/2024	P0015856	$6,351	Logistics Department	DIAMOND GLASS	NEW SHOWER DOOR INSTALLATION FS42	
2/13/2024	P0015857	$9,425	Logistics Department	DIAMOND GLASS	NEW SHOWER DOOR INSTALLATION FS6	
2/13/2024	P0015858	$2,150	Human Resources Department	LIEBERT CASSIDY WHITMORE	DE&I TRAINING FOR OCFA LEADERS	
2/13/2024	P0015859	$3,834	Operations Department - South	ATLANTIC DIVING SUPPLY, INC.	FEMA US&R HEAVY RIGGING HELMETS & REFLECTIVE KITS FEMA CACHE # LG-0105.00	
2/14/2024	P0015861	$3,432	Business Services Department	PJ PRINTERS	NOTICES FOR RESTOCK	
2/14/2024	P0015865	$16,085	EMS & Training Department	FIREHOUSE FABRICATORS INC	MACHINERY RESCUE EQUIPMENT	
2/14/2024	P0015862	$33,110	Community Risk Reduction Department	S&H TREE LANDSCAPING AND ARBORIST SERVICE LLC	TREE REMOVALS AND TREATMENTS AT ARROYO TRABUCO GOLF COURSE	

Date	PO/BO Number	Amount	Department	Vendor Name	Description	Formal Solicitation Number
2/14/2024	P0015863	$10,605	EMS & Training Department	FIREQUICK PRODUCTS, INC.	BACKFIRING DEVICES FOR TRAINING OF OCFA PERSONNEL	
2/14/2024	P0015864	$2,777	Operations Department - South	ATLANTIC DIVING SUPPLY, INC.	HELMETS FOR NEW TRT MEMBERS	
2/20/2024	B01744-5	$10,000	Logistics Department	6TH STREET CONSULTING, LLC	SHAREPOINT SUPPORT, MAINTENANCE, AND UPDATES	
2/20/2024	P0015866	$2,236	Operations Department - South	OMAHA SLINGS, INC	REPLACEMENT SLINGS	
2/20/2024	P0015867	$2,074	Logistics Department	BRIGHTCENTRA, INC.	LAPTOPS FOR HUMAN RESOURCES	
2/21/2024	P0015868	$790	Operations Department - South	BALL CHAIN MANUFACTURING CO INC	TASK FORCE REPRESENTATIVE MEETING SUPPORT ITEMS	
2/22/2024	B01786-6	$7,500	Logistics Department	BISSELL COMMERCIAL	VACUUM CLEANERS AND PARTS	
2/22/2024	B02103-4	$5,000	EMS & Training Department	VEOLIA ES TECHNICAL SOLUTIONS LLC	BIOHAZARD WASTE DISPOSAL SERVICES	
2/22/2024	P0015869	$4,675	Logistics Department	NEUROTH CONSTRUCTION INC	REPAIR SHOWER DOOR, LATCH, AND FRAME	
2/22/2024	P0015870	$14,618	Logistics Department	SIGNATURE FLOORING, INC.	FLOOR REPLACEMENT AT MULTIMEDIA DEPARTMENT OFFICE	
2/23/2024	B02434-1	$100,000	Logistics Department	J T LEWIS INC	APP DOOR MAINTENANCE AND REPAIR SERVICES	RO2590
2/23/2024	B02666	$105,000	Logistics Department	POWERWERX INC.	CHARGING EQUIPMENT PARTS AND ACCESSORIES	RO2668
2/23/2024	P0015871	$35	Operations Department - South	GALLS LLC	NAMETAPES FOR USE ON ISSUED OCFA UNIFORMS	SK2352
2/23/2024	P0015874	$1,725	Operations Department - South	4 IMPRINT	YOWIE VACUUM TUMBLER	
2/23/2024	P0015877	$5,482	Logistics Department	LINEGEAR FIRE & RESCUE	TRUE NORTH YELLOW BRUSH SHIRTS FOR NEW HIRES	
2/23/2024	P0015872	$3,310	Logistics Department	DIAMOND GLASS	SHOWER DOOR AND MIRROR INSTALLATION - RFOTC	
2/23/2024	P0015873	$1,640	Logistics Department	DIAMOND GLASS	SHOWER DOOR INSTALLATION - FS02	
2/23/2024	P0015876	$3,086	Logistics Department	WILLIAMS & MAHER INC	ELECTRICAL SERVICES AT RFOTC	
2/26/2024	B01841-6	$15,000	Logistics Department	PRUDENTIAL OVERALL SUPPLY	RENTAL OF UNIFORMS, SHOP TOWELS, AND RELATED ITEMS	COOPERATIVE
2/26/2024	B01882-5	$2,000	Human Resources Department	OCCUPATIONAL HEALTH CENTERS OF CALIFORNIA	DRUG SCREEN AND PHYSICAL EXAMINATION	
2/26/2024	B02114-4	$14,238	Operations Department - South	NI GOVERNMENT SERVICES INC	SATELLITE RADIO AND TELEPHONE SERVICES FOR USAR	
2/26/2024	B02171-3	$10,000	Logistics Department	KEECO LLC	MATTRESS COVERS FOR FIRE STATIONS	
2/26/2024	P0015878	$24,885	Logistics Department	INLAND FLOORING CONTRACTORS INC	REFLOORING RFOTC INVESTIGATIONS DEPARTMENT OFFICES	
2/26/2024	P0015881	$7,631	Operations Department - South	WESTERN SHELTER SYSTEMS	WESTERN SHELTER - HS1935 INSULATION KIT	
2/26/2024	P0015879	$2,144	Operations Department - North	R.S. HUGHES COMPANY INC	PROTECTION CASE FOR NEW CO MONITORS	

Date	PO/BO Number	Amount	Department	Vendor Name	Description	Formal Solicitation Number
2/27/2024	B01657-8	$7,000	Logistics Department	EVISIONS LLC	EVISIONS SOFTWARE MAINTENANCE / SUPPORT RENEWALS	
2/27/2024	B02194-3	$2,000	EMS & Training Department	EVOQUA WATER TECHNOLOGIES	DEIONIZED WATER SYSTEM RENTAL AND MAINTENANCE - TRAINING DEPARTMENT (D BUILDING)	
2/27/2024	P0015884	$949	Executive Management	GOLD COAST TOURS	BUSES TO TRANSPORT GUESTS FOR NWCG COMMITTEE	
2/28/2024	B02211-3	$40,000	Logistics Department	UNITED RENTALS (NORTH AMERICA), INC.	GENERATOR RENTAL	
2/28/2024	B02667	$75,000	Logistics Department	12 VOLT POWER INC	CHARGING EQUIPMENT PARTS AND ACCESSORIES	RO2668
2/28/2024	P0015885	$30,427	Logistics Department	HARBOR POINTE A/C & CONTROLS	INSTALLATION OF BOILER AT BUILDING A - RFOTC	
2/28/2024	P0015886	$6,500	Logistics Department	GOSS ENGINEERING, INC	TRAINING GROUNDS ENGINEERING SUPPORT SERVICES	RO2584
2/28/2024	P0015887	$2,631	Logistics Department	WILLIAMS & MAHER INC	ELECTRICAL SERVICES AT FS20	
2/29/2024	B01845-6	$10,000	Logistics Department	STARLITE RECLAMATION ENVIRONMENTAL	HAZARDOUS WASTE DISPOSAL SERVICES	
2/29/2024	P0015889	$41,981	EMS & Training Department	DEL AMO MOTORSPORTS OF ORANGE COUNTY	WATERCRAFT FOR SWIFT WATER RESCUE	
3/1/2024	B01785-6	$90,200	Logistics Department	ODP BUSINESS SOLUTIONS, LLC	OFFICE SUPPLIES AND PAPER	COOPERATIVE
3/1/2024	B01839-6	$300,000	Human Resources Department	UCI MEDICAL CENTER	OCCUPATIONAL MEDICAL SERVICES	DC2193
3/1/2024	B02334-1	$10,000	Logistics Department	PORTER BOILER SERVICE INC	WATER HEATER MAINTENANCE SERVICE	
3/1/2024	B02360-1	$2,000	Operations Department - South	KIRK BRAYSHAW	ACLS AND PALS TRAINING FOR MEDICAL SPECIALIST-US&R	
3/1/2024	B02420-1	$10,000	Logistics Department	LINEGEAR FIRE & RESCUE	CLASS A FOAM	
3/4/2024	B02297-2	$100,000	Logistics Department	LION TOTALCARE, INC	ADVANCED INSPECTION, CLEANING & REPAIR OF STRUCTURAL & PROTECTIVE FIREFIGHTING GEAR	COOPERATIVE
3/4/2024	B02308-2	$10,000	Logistics Department	ASBURY ENVIRONMENTAL SERVICES	WASTE OIL HAUL OFF SERVICE	
3/4/2024	P0015892	$1,980	Human Resources Department	DONNOE & ASSOCIATES, INC.	WRITTEN EXAM FOR HAND CREW FIREFIGHTER	
3/5/2024	B02084-2	$49,000	Operations Department - South	DIGITAL AIRWARE, LLC.	AVIATION SOFTWARE AND DATA MANAGEMENT FOR OCFA AIRCRAFT	
3/5/2024	P0015891	$18,268	Logistics Department	DELL MARKETING, L.P.	APPLICATION TEAM PC UPGRADES	COOPERATIVE
3/5/2024	P0015894	$9,832	Logistics Department	HODGE PRODUCTS	FIRE LOCKS AND SHANK	
3/5/2024	P0015893	$46,575	Community Risk Reduction Department	GREAT SCOTT TREE SERVICE, INC.	TREE REMOVALS AND TREATMENTS AT LADERA RANCH - OSO GRANDE PARK	LK2623
3/5/2024	P0015895	$1,677	Logistics Department	SMALL DOG ELECTRONICS INC	AIR OPERATIONS IPADS	RO2620
3/6/2024	B02178-4	$120,000	Logistics Department	RUGGED SOLUTIONS AMERICA, LLC	VEHICLE INTERCOM EQUIPMENT PARTS AND REPAIR	LK2466
3/6/2024	P0015896	$1,340	Corporate Communications	OC FUN LLC	FACE PAINTING SERVICES - 2024 OCFA OPEN HOUSE	

Date	PO/BO Number	Amount	Department	Vendor Name	Description	Formal Solicitation Number
3/6/2024	P0015897	$1,155	Logistics Department	HONEYWELL ANALYTICS INC.	ANNUAL CALIBRATION SERVICE FOR SCBA POSICHEK TESTING MACHINE	
3/7/2024	B02668	$200,000	EMS & Training Department	TELEFLEX LLC	INTRAOSSEOUS (IO) NEEDLES, DRIVERS AND SUPPLIES	JA2624
3/7/2024	P0015898	$6,116	Corporate Communications	GOLD COAST TOURS	BUSES TO TRANSPORT GUESTS TO 2024 OCFA OPEN HOUSE	
3/8/2024	B02059-4	$10,000	Logistics Department	AMERICA'S INSTANT SIGNS	FABRICATION & INSTALLATION OF FIRE STATION SIGNAGE	
3/8/2024	B02061-4	$10,000	Logistics Department	SIGNMART	SIGN MATERIAL - SERVICE CENTER INVENTORY	
3/8/2024	B02200-3	$7,700	Logistics Department	PACIFIC MOBILE STRUCTURE, INC.	OFFICE/SLEEPER TRAILER RENTAL FOR STATION 10	
3/8/2024	B02669	$200,000	Logistics Department	ATLAS RADIATOR INC.	HEAVY DUTY RADIATOR REPAIRS AND RELATED SERVICES	JA2647
3/8/2024	P0015901	$6,979	Operations Department - South	PACIFIC MOBILE STRUCTURE, INC.	TRAILER RENTALS FOR AIR OPS TRAINING ADDITIONAL STAFF	
3/8/2024	P0015900	$2,827	Operations Department - North	LN CURTIS & SONS	CHEMICAL PROTECTION SUIT FOR OCFA HAZMAT TEAM	
3/8/2024	P0015903	$1,188	EMS & Training Department	HOME DEPOT	BUNK OF OSB FOR VENT TRAILER TRAINING	COOPERATIVE
3/8/2024	P0015904	$1,997	EMS & Training Department	HOME DEPOT	UL HALLWAY TRAINING PROP FOR DIVISION 7	COOPERATIVE
3/8/2024	P0015905	$1,473	Logistics Department	WILLIAMS & MAHER INC	INSTALL GPS REPEATER IN FS44 APP BAY	
3/11/2024	B01745-6	$900,000	Logistics Department	VERIZON, INC.	WIRELESS SERVICE AND MOBILE DEVICE EQUIPMENT	COOPERATIVE
3/11/2024	B02312-2	$10,000	Logistics Department	SEEK THERMAL, INC.	SEEK THERMAL IMAGING CAMERA REPAIRS	
3/11/2024	B02376-1	$0	Logistics Department	ADAM SHAW	PLUGIN TOOL FOR CALENDAR EVENTS FOR ORION	
3/11/2024	P0015899	$9,026	EMS & Training Department	MPS OCEAN INC	RESCUE AND INSTRUCTION PLATFORM FOR RIVER AND FLOOD RESCUE BOAT TECHNICIAN CURRICULUM	
3/11/2024	P0015906	$2,683	Logistics Department	ALLSTAR FIRE EQUIPMENT	VOICE AMPS, O-RING, AND GASKETS FOR SCBA REPAIRS	
3/11/2024	P0015907	$199	Corporate Communications	MARX BROS. FIRE EXTINGUISHER	FIRE EXTINGUISHER DEMONSTRATION FOR OPEN HOUSE USE	
3/12/2024	B02073-4	$35,000	Logistics Department	MARX BROS. FIRE EXTINGUISHER	FIRE EXTINGUISHER MAINTENANCE AND NEW EXTINGUISHER PURCHASES	JC2415
3/12/2024	P0015908	$8,514	Logistics Department	RINCON TRUCK CENTER	ENGINE REPAIR ON E10, UNIT 5186	
3/13/2024	B02435-1	$200,000	Logistics Department	ACTION DOOR REPAIR CORPORATION	APP DOOR MAINTENANCE AND REPAIR SERVICES	RO2590
3/13/2024	B02453-1	$0	Logistics Department	SVA ARCHITECTS, INC	A/E & CONSTRUCTION RELATED PROFESSIONAL SERVICES	RO2584
3/13/2024	B02670	$200,000	Logistics Department	PACIFIC PLUMBING COMPANY	PLUMBING MAINTENANCE AND REPAIR SERVICES	RO2664
3/14/2024	P0015909	$12,828	Logistics Department	INLAND FLOORING CONTRACTORS INC	FLOORING REPLACEMENT FS84	
3/14/2024	P0015910	$22,192	Logistics Department	HARRISON HYDRAGEN, LTD.	HYDRAULIC GENERATOR SYSTEM	

Date	PO/BO Number	Amount	Department	Vendor Name	Description	Formal Solicitation Number
3/18/2024	B02443-1	$200,000	Logistics Department	ORANGE COAST PETROLEUM EQUIPMENT CO., INC	FUEL TANK MAINTENANCE AND REPAIR SERVICES	RO2529
3/18/2024	B02672	$200,000	Logistics Department	VERNE'S PLUMBING, INC.	PLUMBING MAINTENANCE AND REPAIR SERVICES	RO2664
3/18/2024	P0015911	$18,109	Operations Department - South	ALLSTAR FIRE EQUIPMENT	SKA-PAK PLUS	
3/18/2024	P0015912	$39,736	Logistics Department	LN CURTIS & SONS	GROUND LADDERS FOR STOCK / INVENTORY	
3/18/2024	P0015913	$22,545	Logistics Department	R.S. HUGHES COMPANY INC	REPLENISH MULTIRAE UNITS AND SUPPLIES	
3/18/2024	P0015914	$38,952	Community Risk Reduction Department	S&H TREE LANDSCAPING AND ARBORIST SERVICE LLC	TREE REMOVALS AND TREATMENTS AT LAZY W. RANCH	
3/19/2024	B02068-4	$200,000	Logistics Department	HARBOR DIESEL AND EQUIPMENT, INC.	CUMMINS MAINTENANCE, REPAIRS, AND PARTS	RO2405
3/19/2024	P0015915	$1,121	Logistics Department	OC RUGGED INC	RAM VEHICLE MOUNTS FOR TABLET COMMAND PROJECT	LK2662
3/19/2024	P0015916	$6,846	Logistics Department	ALL WAYS TILE INC	DEMO EXISTING AND INSTALL NEW SHOWER - FS02 WOMEN'S BATHROOM	
3/20/2024	B02119-3	$10,000	Logistics Department	LN CURTIS & SONS	STREAMLIGHT SURVIVOR LED FLASHLIGHTS	
3/20/2024	B02673	$49,999	Logistics Department	COMPRESSED AIR SPECIALTIES	BAUER AIR COMPRESSOR REPAIR AND MAINTENANCE	
3/21/2024	B01944-5	$29,000	Logistics Department	CONWAY SHIELD	LEATHER HELMET SHIELDS AND SIDEBOARDS	
3/21/2024	B02309-2	$20,000	Logistics Department	ASBURY ENVIRONMENTAL SERVICES	BULK/BOTTLED COOLANT AND COOLANT WASTE DISPOSAL	
3/21/2024	B02361-1	$2,000	Operations Department - South	SUREFIRE CPR LLC	ACLS AND PALS TRAINING FOR MEDICAL SPECIALIST-US&R	
3/21/2024	B02674	$10,000	Logistics Department	AUTOMOTIVE RESOURCES, INC.	MOBILE LIFT MAINTENANCE AND REPAIR SERVICES	
3/21/2024	B02675	$50,000	Executive Management	EAGLE LEADERSHIP GROUP LLC	EXPERIENTIAL LEARNING SERVICES	SK2665
3/21/2024	P0015917	$9,370	Logistics Department	WILLIAMS & MAHER INC	ELECTRICAL SERVICES AT FS09	RO2552
3/21/2024	P0015918	$8,808	Logistics Department	WILLIAMS & MAHER INC	ELECTRICAL SERVICES AT FS76	RO2552
3/21/2024	P0015919	$5,288	Logistics Department	CDW GOVERNMENT	APPLE PRODUCTS FOR GIS	
3/22/2024	P0015920	$9,635	Logistics Department	CLEAN HARBORS	CLEAN AND PUMP VEHICLE LIFTS AND WASH RACK	
3/22/2024	P0015922	$2,230	Operations Department - North	J&M TROPHIES, INC.	GLASS CASE TO DISPLAY OLYMPIC ITEMS IN EXECUTIVE	
3/22/2024	P0015923	$3,829	Logistics Department	DELL MARKETING, L.P.	PRECISION 3660 TOWER FIRE PREVENTION PC - TEST SYS	
3/22/2024	P0015924	$8,646	Logistics Department	CALIFORNIA HEALTH & SAFETY, INC	USED SCBA BOTTLES FOR HAZ-MAT TEAM	
3/25/2024	B01861-6	$1,449	Logistics Department	PEAK TECHNOLOGIES	ANNUAL MAINTENANCE FOR PRINTRONIX PRINTER	
3/25/2024	P0015925	$40,361	EMS & Training Department	PINNACLE PHARMA LLC	EPINEPHRINE	

Date	PO/BO Number	Amount	Department	Vendor Name	Description	Formal Solicitation Number
3/26/2024	B02110-3	$7,750	Human Resources Department	YORKE ENGINEERING, LLC	SPILL PREVENTION, CONTROL, & COUNTERMEASURE (SPCC) PLAN SUPPORT SERVICES	
3/26/2024	B02307-2	$20,750	Business Services Department	THE HOWARD E NYHART CO INC	ACTUARIAL VALUATION SERVICES FOR PENSION AND HEALTH BENEFITS	JA2531
3/26/2024	B02677	$0	EMS & Training Department	WODIFY TECHNOLOGIES LLC	FITNESS-BASED APP SUBSCRIPTION	
3/27/2024	P0015927	$5,798	Logistics Department	WILLIAMS & MAHER INC	ELECTRICAL SERVICES AT RFOTC	R02552
3/27/2024	P0015929	$6,459	Logistics Department	WILLIAMS & MAHER INC	ELECTRICAL SERVICES AT FS31	RO2552
3/28/2024	B02433-1	$110,000	Logistics Department	LEAVITT COMMUNICATIONS, LLC	MOBILE / PORTABLE RADIOS & ACCESSORIES	RO2599

Orange County Fire Authority

AGENDA STAFF REPORT

Budget and Finance Committee Meeting | **Agenda Item No. 2E**
May 8, 2024 | **Consent Calendar**

Organizational Service Level Assessment (SLA) Update

Contact(s) for Further Information

Lori Zeller, Deputy Chief Administration & Support Bureau	lorizeller@ocfa.org	714.573.6020
Robert C. Cortez, Assistant Chief Business Services Department	robertcortez@ocfa.org	714.573.6012

Summary

This agenda item is submitted to provide a progress update on the Organizational Service Level Assessment (SLA) recommendations for Field Deployment, Emergency Medical Services, Emergency Command Center, Fleet Services, Executive Management/Human Resources, Business Services, and Community Risk Reduction which were completed by Citygate as part of the assessments in 2020 and 2021.

Prior Board/Committee Action(s)

At its regular November 15, 2018, meeting, the Executive Committee awarded a Master Consulting Agreement with Citygate Associates, LLC, the number one ranked firm in the OCFA's Request for Qualifications (RFQ) process for as-needed organizational service level review consulting services.

At its regular September 24, 2020, meeting, the Board of Directors approved the recommended actions to receive and file the results and final reports for Field Deployment, Emergency Medical Services, Emergency Command Center, Fleet Services and Executive Leadership/Human Resources. At its regular January 27, 2022, meeting, the Board of Directors also approved the results presentation and final SLA reports for the Business Services Department and the Community Risk Reduction Department. Since then, Staff has provided the Board with progress updates on the implementation of the SLA recommendations at six-month intervals in May and November.

At its regular October 26, 2023, meeting, the Executive Committee awarded a Professional Services Agreement with Citygate Associates, LLC, to refresh and update the Field Deployment/Standards of Cover (SOC) Plan.

RECOMMENDED ACTION(S)

Review the proposed agenda item and direct staff to place the item on the agenda for the Board of Directors meeting of May 23, 2024, with the Budget and Finance Committee's recommendation that the Board of Directors receive and file the Organizational Service Level Assessment (SLA) update.

Impact to Cities/County

Not Applicable.

Fiscal Impact

None.

Background

Following a 2018 RFQ process, Citygate Associates, LLC (Citygate) was selected and awarded a 3-year term agreement, with two additional one-year renewals, to perform as-needed organizational service level review consulting services for OCFA. Citygate, is a public sector firm that provides management consulting to local government functions, with emphasis on fire protection, law enforcement, community development, public works, animal services, and human resources.

Five organizational SLA areas, also known as cost centers, were identified as part of the first phase of the Citygate SLA project and approved for review by the Budget & Finance Committee and the Board of Directors in 2019. The first phase of the SLAs included: ECC, EMS, Fleet Services, Field Deployment/SOC and Executive Leadership Team/Human Resources. The second phase of the SLAs were approved for review by the Budget & Finance Committee and the Board of Directors in September 2020 and included SLAs for the Business Services Department and the Community Risk Reduction Department. These assessments were intended to accomplish the same objectives as a strategic plan, but in smaller pieces, and allow for progress to be made on identified objectives, while other portions of the organization are still being assessed. Each SLA evaluates the operational performance of the cost centers, not just compared to national and Citygate team best practices, but to the needs of the OCFA, its employees and its agency customers. Each SLA is a stand-alone assessment report, which covers elements assessed, the operational metrics, and describes strengths and areas of opportunity.

Since Board approval of the assessments, staff has been working towards implementing Citygate's recommendations that do not require an increase in costs to the organization and has provided the Board with progress updates at six-month intervals in May and November. With the SLA recommendations nearly complete, going forward staff will transition future SLA updates of significance into the Performance Goals update which are provided to the Board on a quarterly basis.

A listing of Citygate SLA recommendations and status updates are provided in the Attachment.

Attachment

Organizational SLA Recommendations and Status Update May 2024

Orange County Fire Authority
Organizational Service Level Assessment
Recommendations Status Summary – May 2024

This summary overview provides the status of recommendations within each Service Level Assessment (SLA). Additional details are included in the SLA Recommendations Status Report.

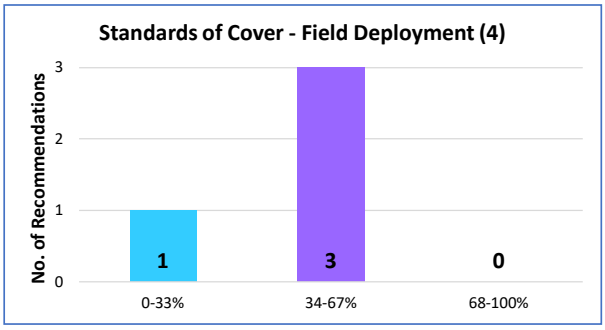

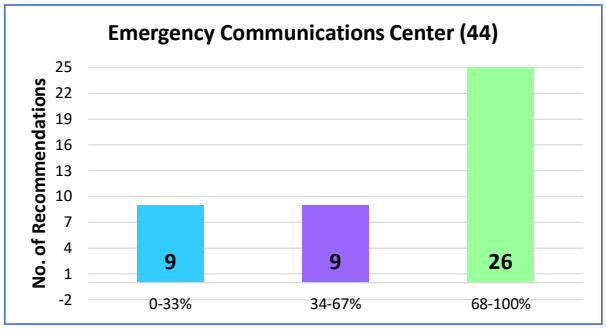

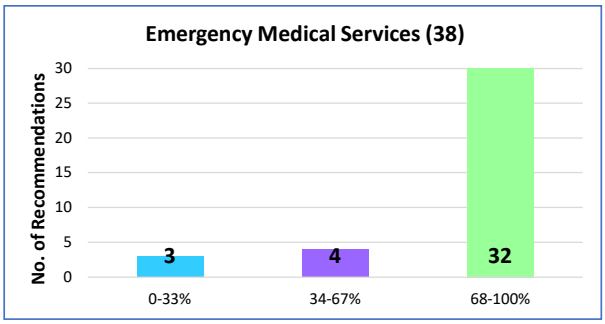

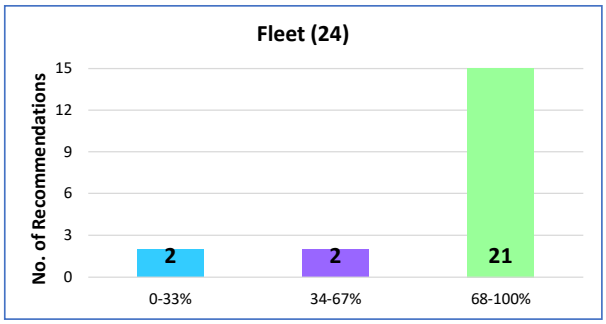

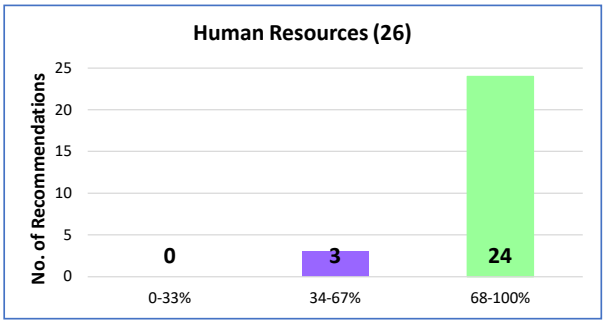

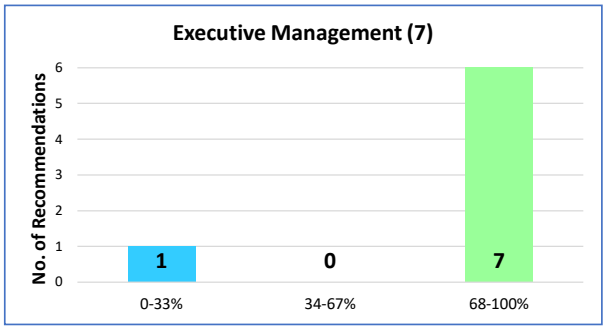

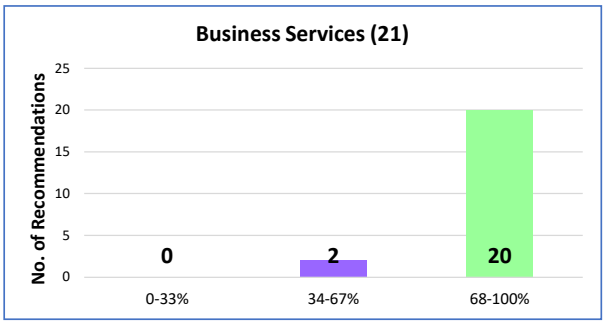

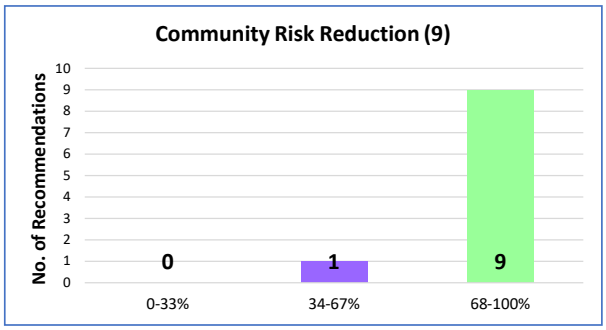

Percentage Completed Color Key:

- 0-33% Steps to carry out the recommendation are in
- 34-67% The recommendation is currently being implemented.
- 68-100% Significant process has been made towards the completion of the recommendation or recommendation has been fully implemented.

ORANGE COUNTY FIRE AUTHORITY
Organizational Service Level Assessments
Recommendations Status Report – May 2024

Percentage Completed Color Key:

- 0-33% Steps to carry out the recommendation are in early development.
- 34-67% The recommendation is currently being implemented.
- 68-100% Significant progress has been made towards the completion of the recommendation or recommendation has been fully implemented.

No.	Recommendation	# New Positions	New Cost Increase?	Responsible Dept/Bureau	Status / Results	Date Completed	% of Completion
Standards of Cover – Field Deployment Service Level Assessment							
1.1	Adopt updated Board of Directors deployment measures. (pg. 9)	No	No	Emergency Ops Bureau	While not yet adopted, staff is using the updated deployment measures to evaluate performance and a Standards of Coverage (SOC) update is in progress. First Watch software is being utilized to gather real time response data.		25%
1.2	Reduce turnout times to 2:00 minutes or less, 90 percent of the time. (pg. 10)	No	No	Field Operations	In progress. First Watch is being utilized.		60%
1.3	As soon as finances allow, OCFA should add: • A ladder truck to Station 56 (moving the ladder to Station 32 is a given).	12	Yes	Field Operations	• Completed the improvement of ladder truck coverage for Station 32 July 2020 (non-cost item). T56 went in service late 2022 at FS56.		100%

Note: The page number referenced in the recommendation description refers to the location of the recommendation within the respective SLA report.

ORANGE COUNTY FIRE AUTHORITY
Organizational Service Level Assessments
Recommendations Status Report – May 2024

Percentage Completed Color Key:

- 0-33% Steps to carry out the recommendation are in early development.
- 34-67% The recommendation is currently being implemented.
- 68-100% Significant progress has been made towards the completion of the recommendation or recommendation has been fully implemented.

No.	Recommendation	# New Positions	New Cost Increase?	Responsible Dept/Bureau	Status / Results	Date Completed	% of Completion
	• Five float engines (or four engines and one ladder truck) 24/7/365 to support peak-hour, high-activity areas, training backfill, and immediate third alarm strike force or special event staffing. (pg. 10)	60	Yes		• Balance of the recommendation is pending future financial feasibility and prioritization. Will be evaluated with an updated SOC document (August 2024 completed date).		0%
Additional Field Deployment Service Level Assessment Options							
1.4	Options to Improve Deployment • Relocate Station 10. (pg. 5) • Add Station 12 to improve capacity and coverage west of Station 22. (pg. 5) • Add Station 52 to add coverage. (pg. 5)	 12 12 36	 Yes Yes Yes		• Station 10, In progress. • Station 12, In progress. • Station 52, In-progress. • Completed the improvement of ladder truck coverage for		15% 15% 5% 50%

Note: The page number referenced in the recommendation description refers to the location of the recommendation within the respective SLA report.

Percentage Completed Color Key:

- 0-33% Steps to carry out the recommendation are in early development.
- 34-67% The recommendation is currently being implemented.
- 68-100% Significant progress has been made towards the completion of the recommendation or recommendation has been fully implemented.

No.	Recommendation	# New Positions	New Cost Increase?	Responsible Dept/Bureau	Status / Results	Date Completed	% of Completion
	• Improved ladder truck coverage for Stations 19, 24, 48, 56, and 32. (pg. 5) • Call processing times to 90 percent of the fire and EMS incidents at 1:19 minutes are faster that Citygate's and the National Fire Protection Association's recommendation of 1:30 minutes where no language or location identification barriers exist. (pg.8)	No	No		Station 32, 56 in December 2022, and Truck 24 will be in service after station 24 is completed (see 1.3) spring of 2025. Other Stations are pending future financial feasibility and prioritization. • Completed, call processing times included with monthly compliance reports. Efforts will be ongoing.	7/2019	100%
Emergency Communications Center (ECC) Service Level Assessment							
2.1	Add 10 new dispatch positions to the ECC. (pg.1) Increased authorized FTE FCD count from 32 to 42 FCDs.	10	Yes	ECC	One position has been submitted as part of the FY 2024/25 Budget. The remaining 9 positions will be pending		10%

Note: The page number referenced in the recommendation description refers to the location of the recommendation within the respective SLA report.

Percentage Completed Color Key:

- 0-33% Steps to carry out the recommendation are in early development.
- 34-67% The recommendation is currently being implemented.
- 68-100% Significant progress has been made towards the completion of the recommendation or recommendation has been fully implemented.

No.	Recommendation	# New Positions	New Cost Increase?	Responsible Dept/Bureau	Status / Results	Date Completed	% of Completion
	Overall, the increase in staff may address: • The ongoing need to backfill shifts and assign overtime. • Decrease overtime to allow the 12-hour shift schedule to be fully realized by staff so that this shift configuration can be fully evaluated as to effectiveness, retention, and performance. (pg. 53)				future financial feasibility and prioritization.		
2.2	Increase supervisor positions from six to seven by eliminating an existing Senior Fire Communication Supervisor classification. (pg. 1)	No	No	ECC	Completed. Reallocation of position is on a temporary basis.	10/2020	100%
2.3	Reconfigure shift days off in the shift rotation in order to provide the opportunity for	No	No	ECC	Completed. Implementation set for January 1, 2024.	10/2023	100%

Note: The page number referenced in the recommendation description refers to the location of the recommendation within the respective SLA report.

ORANGE COUNTY FIRE AUTHORITY
Organizational Service Level Assessments
Recommendations Status Report – May 2024

Percentage Completed Color Key:

- 0-33% Steps to carry out the recommendation are in early development.
- 34-67% The recommendation is currently being implemented.
- 68-100% Significant progress has been made towards the completion of the recommendation or recommendation has been fully implemented.

No.	Recommendation	# New Positions	New Cost Increase?	Responsible Dept/Bureau	Status / Results	Date Completed	% of Completion
	all ECC to have some weekend time off. (pg. 2, 57)						
2.4	Add a management analyst to the ECC structure to effectively develop and facilitate change-management processes. (pg. 2)	1	Yes	ECC	Completed. Added (rotated from another department) Management Analyst.	8/2020	100%
2.5	Reconfigure existing personnel, or modify/rotate assignments, to create a more formal CQI Unit. (pg. 3)	No	No	ECC	Completed 10/2020. However, efforts will be ongoing. ECC Administrative Supervisor assigned to CQI Unit with Nurse Educator and Medical Director. As of 4/2024, administrative supervisor was transferred to ECC floor operations to accommodate staffing and new personnel training. ECC leadership are evaluating the use of AI to improve the efficiency of CQI.		50%

Note: The page number referenced in the recommendation description refers to the location of the recommendation within the respective SLA report.

2.6	OCFA should source and establish a backup location and equip it with ECC equipment that will facilitate continuity of operations and remote connectivity options. (pg. 4)	No	No	IT	This project had already been approved in the 5-year CIP prior to the Citygate recommendation and is in process for build-out of a back-up dispatch location at the OCFA's US&R Warehouse. Additionally, the capabilities of the ECC emergency communications trailer located at FS43. 9-1-1 phones have been extended to its location as well as full connectivity to CAD. Kitchell feasibility study for layout and equipment completed. Furniture installation completed Jan. 2023. Engineer site-walk for data, power, HVAC, radio conduits completed March 2023. Contract for engineering design-bid plans/data/power approved in April 2023. February 2024 - Engineering change order to modify plans to add an emergency power generator sufficient to run entire building for up to 48-hours without refueling.		50%
2.7	Evaluate the organization and reporting structure for the EPAC unit to identify the need for additional personnel	1	Yes	ECC	Pending future financial feasibility and prioritization. In addition, will be submitted in the fiscal year 2024-25 budget process. The EPAC position		5%

Note: The page number referenced in the recommendation description refers to the location of the recommendation within the respective SLA report.

Percentage Completed Color Key:

- 0-33% Steps to carry out the recommendation are in early development.
- 34-67% The recommendation is currently being implemented.
- 68-100% Significant progress has been made towards the completion of the recommendation or recommendation has been fully implemented.

No.	Recommendation	# New Positions	New Cost Increase?	Responsible Dept/Bureau	Status / Results	Date Completed	% of Completion
	to work under the assigned division chief. (pg. 40)				requires considerable time commitment. The EPAC position will require (1) Full Time Battalion Chief or higher, or a civilian position dedicated to this role.		
2.8	Establish a role of each position assigned to the division, as well as their reporting relationship(s) and responsibilities. Ensure that collateral duties assigned-such as CTO, incident dispatcher, and acting supervisor-are included. (pg. 40)	No	No	ECC	Completed. Classification specs have been established. Collateral duties identified and have been assigned.	8/2023	100%
2.9	Develop an ECC orientation program and mentoring guidelines to administer when the Battalion Chiefs rotate. (pg. 40)	No	No	ECC	Duty Officer Handbook and (3) 8-hour observation shifts have been implemented for new duty officers.	4/2021	100%

Note: The page number referenced in the recommendation description refers to the location of the recommendation within the respective SLA report.

Percentage Completed Color Key:

- 0-33% Steps to carry out the recommendation are in early development.
- 34-67% The recommendation is currently being implemented.
- 68-100% Significant progress has been made towards the completion of the recommendation or recommendation has been fully implemented.

No.	Recommendation	# New Positions	New Cost Increase?	Responsible Dept/Bureau	Status / Results	Date Completed	% of Completion
2.10	Develop a succession plan for future transitions. Include an analysis of retirement thresholds of existing staff and newly created positions or assignments. (pg. 41)	No	No	ECC	Will be evaluated for future direction.		0%
2.11	Develop career paths for the ECC manager and supervisory staff by creating career-development plans for each and research industry-related (e.g., APCO, NENA, and POST[15]) training courses pursuant to each position. (pg. 41)	No	Yes	ECC	Training opportunities for ECC manager and supervisor staff have been planned for CY 2024.		30%
2.12	Develop a data-tracking mechanism, whether it be CAD incidents or other data sources, to capture radio workload per 24x7 console, to determine the increase/decrease of	No	No	ECC	Will be evaluated for future direction.		0%

Note: The page number referenced in the recommendation description refers to the location of the recommendation within the respective SLA report.

Percentage Completed Color Key:

- 0-33% Steps to carry out the recommendation are in early development.
- 34-67% The recommendation is currently being implemented.
- 68-100% Significant progress has been made towards the completion of the recommendation or recommendation has been fully implemented.

No.	Recommendation	# New Positions	New Cost Increase?	Responsible Dept/Bureau	Status / Results	Date Completed	% of Completion
	workload over time as jurisdictions are integrated or omitted from the system. Additionally, set workload thresholds for each workstation to assist in the re-balancing of workload, should agencies be added or subtracted for ECC operations. (pg. 43)						
2.13	Consider MCP used a mid-point number for attrition, measure if using the mid-point number achieved the needed level of staffing, and operational effectiveness and efficiency. (pg. 53)	No	No	ECC	Completed. Workflow and call volume was compared with staffing levels, evaluated, addressed, and will be reviewed annually.	7/2022	100%

Note: The page number referenced in the recommendation description refers to the location of the recommendation within the respective SLA report.

Percentage Completed Color Key:

- 0-33% Steps to carry out the recommendation are in early development.
- 34-67% The recommendation is currently being implemented.
- 68-100% Significant progress has been made towards the completion of the recommendation or recommendation has been fully implemented.

No.	Recommendation	# New Positions	New Cost Increase?	Responsible Dept/Bureau	Status / Results	Date Completed	% of Completion
2.14	During each shift, ensure that the ECC staff rotates positions so that staff members are not working singular positions for extended periods of time. This wellness provision keeps staff fresh at each position. (pg. 57)	No	No	ECC	This process has updated post COVID Protocols. Staff are rotated to various positions each shift. Whenever possible, staff are also rotated to different assignments during their shift assignment.	3/2022	100%
2.15	Examine vacation time taken so that backfill is minimized and staffing is increased to enable this time to be absorbed in shift numbers. As the ECC staff become more tenured, the amount of vacation time they take will increase. (pg. 57)	No	No	ECC	Vacation hours analysis started with management analyst. Vacation calendar created by management analyst to assist with identifying vacation time taken and track backfills. Further discussions are tabled until CY 2024.		75%

Note: The page number referenced in the recommendation description refers to the location of the recommendation within the respective SLA report.

2.16	Develop and institute a Critical Staffing Contingency Plan that is invoked if staffing levels reach critical minimums. This threshold can be identified by the OCFA, but generally, elements include the agency's inability to staff to a minimum level without assigning excessive amounts of overtime (forced or voluntary). Excessive overtime is also agency defined. When manageable staffing levels are reached, which decreases mandatory overtime and backfill, the plan will be discontinued. This plan should include the following, but is not limited to: • Consider eliminating the overlap shifts and reassign personnel to strictly the 7:00 a.m. or 7:00 p.m. shifts to establish predictable hours of backfill and a predictable pool of people to allocate time to, easing schedule complexity. • Assign administrative supervisors to a minimum number of hours on				Preliminary evaluation of this contingency plan has been completed and efforts are ongoing to fully develop this plan. • Considered and not conducive to peak call volumes. • Completed. Modified from proposal.	1/2022 6/2021	85% 100% 100%

Note: The page number referenced in the recommendation description refers to the location of the recommendation within the respective SLA report.

Percentage Completed Color Key:

- 0-33% Steps to carry out the recommendation are in early development.
- 34-67% The recommendation is currently being implemented.
- 68-100% Significant progress has been made towards the completion of the recommendation or recommendation has been fully implemented.

No.	Recommendation	# New Positions	New Cost Increase?	Responsible Dept/Bureau	Status / Results	Date Completed	% of Completion
	predetermined days to provide meal and break relief.						

Note: The page number referenced in the recommendation description refers to the location of the recommendation within the respective SLA report.

2.16	• Identify average low-call-volume periods and decrease staffing levels to reduce forced and voluntary overtime (determine if radio positions can be combined of whether a call-taker is needed during certain time of day). • Determine if a system that allows at least two days on the upcoming month's schedule where staff will not be forced to work overtime unless it is the last resort. If it is the last resort, a face-to-face explanation needs to be provided to them. • Consult with HR and study the use of earned compensatory time. Under the contingency staffing plan, the ability to earn compensatory time should be suspended in lieu of cash payment to prevent staff from accumulating compensatory time for which it is difficult to provide requisite time off. • Estimate the use of compensatory time and project both staffing and	No	No	ECC	• Completed. Modified from proposal. • Completed. Considered and not feasible. Time off schedule continuously reviewed and discussed with staff. • Further discussions are tabled until CY 2024. • Further discussions are tabled until CY 2024.	6/2021 6/2022	100% 100% 50% 50%

Note: The page number referenced in the recommendation description refers to the location of the recommendation within the respective SLA report.

Percentage Completed Color Key:

- 0-33% Steps to carry out the recommendation are in early development.
- 34-67% The recommendation is currently being implemented.
- 68-100% Significant progress has been made towards the completion of the recommendation or recommendation has been fully implemented.

No.	Recommendation	# New Positions	New Cost Increase?	Responsible Dept/Bureau	Status / Results	Date Completed	% of Completion
	monetary cash-out. Backfilling a position that is earing time-and-a-half that can be banked results in a revolving process that will keep staffing levels low unless staffing strength is increased to fill the vacancy at straight time. (pg. 57, 58)						
2.17	Initiate discussions with regional ECC leaders to gauge interest and feasibility in developing regional training opportunities. (pg. 67)	No	No	ECC	Completed. Region 1 ECC's have reestablished quarterly meetings. Training is occurring and ongoing with all regional ECCs.	6/2022	100%
2.18	Ensure that CTO core competencies are being met through the selection process and offer continuing education to CTOs when available. (pg. 67)	No	No	ECC	Completed. However, efforts will be ongoing. CTO program established with certification class.	1/2020	100%

Note: The page number referenced in the recommendation description refers to the location of the recommendation within the respective SLA report.

Percentage Completed Color Key:

- 0-33% Steps to carry out the recommendation are in early development.
- 34-67% The recommendation is currently being implemented.
- 68-100% Significant progress has been made towards the completion of the recommendation or recommendation has been fully implemented.

No.	Recommendation	# New Positions	New Cost Increase?	Responsible Dept/Bureau	Status / Results	Date Completed	% of Completion
2.19	Implement formal CTO program oversight and ensure that best practices are being applied in comparison to industry standards. (pg. 67)	No	No	ECC	Completed. However, efforts will be ongoing.	1/2020	100%
2.20	Review CBD or EMD academy time frames and extend them to maximize role-play and scenario-based testing. Continue to use a building-block approach to ensure student retention and understanding of medical terminology and add new content as a QA program and testing. (pg. 67)	No	No	ECC	Completed. However, efforts will be ongoing and re-evaluated after every academy.	7/2019	100%
2.21	Revisit broadcast delivery sequencing to ensure that all information has been received in the field and to	No	No	ECC	Completed. Evaluation and process reviewed.	6/2022	100%

Note: The page number referenced in the recommendation description refers to the location of the recommendation within the respective SLA report.

Percentage Completed Color Key:

- 0-33% Steps to carry out the recommendation are in early development.
- 34-67% The recommendation is currently being implemented.
- 68-100% Significant progress has been made towards the completion of the recommendation or recommendation has been fully implemented.

No.	Recommendation	# New Positions	New Cost Increase?	Responsible Dept/Bureau	Status / Results	Date Completed	% of Completion
	measure policy compliance. (pg. 75)						
2.22	Ensure SOP development is well vetted, approved, trained upon, formally acknowledged (i.e., employee sign-ff) and uniformly enforced, so that compliance can be measured. (pg. 75)	No	No	ECC	Multiple SOP's in ECC have been updated/revised. Training advisories are distributed anytime there has been a change in any operational change in the ECC.	8/2019	100%
2.23	Engage field operations and regional partners to review existing regional and/or countywide response plans (e.g., CAD-to-CAD rules) and develop new plans to further cooperation with allied agencies. (pg. 75)	No	No	ECC/Field Operations	Region wide collaboration is occurring and ongoing with regional partners on an annual basis. CAD-to-CAD rules, local and regional response plans, and communication plans are ongoing and reviewed annually.	6/2022	100%
2.24	Complete review of the Metro Net Fire EMD Plus program in 2020 and choose to start forward with implementation for the OCFA	No	Yes	IT/EMS	In progress. Pre-March 2020, OCFA regularly met with MetroNet to receive updates and feedback on their EMD Plus program. EMS/ECC is		60%

Note: The page number referenced in the recommendation description refers to the location of the recommendation within the respective SLA report.

Percentage Completed Color Key:

- 0-33% Steps to carry out the recommendation are in early development.
- 34-67% The recommendation is currently being implemented.
- 68-100% Significant progress has been made towards the completion of the recommendation or recommendation has been fully implemented.

No.	Recommendation	# New Positions	New Cost Increase?	Responsible Dept/Bureau	Status / Results	Date Completed	% of Completion
	or go out to the national marketplace to review and procure a different solution for CBD that can be integrated into the CAD software for prompt workflow function as well as meeting patient care needs. (pg. 75)				currently researching automated CBD programs.		
2.25	Review the NHTSA model for EMD programs and construct an in-house program that involves all OCFA stakeholders: • Ensure that best practices regarding program administration, duties and responsibilities are detailed and upheld to prevent bad habits from being formed from the start.	No	No	EMS	Completed. From recruitment of dispatch candidates, during their entire training, while on probation, and during their entire career, dispatchers are given clear duties, expectations, appropriate quality assessment and quality improvement interventions consistent with nationally accepted standards.	9/2020	100%

Note: The page number referenced in the recommendation description refers to the location of the recommendation within the respective SLA report.

2.25	• Reinforce program administration details with SOPs. • To the best of the OCFA's ability, ensure countywide alignment to achieve consistent and uniform pre-response patient care. (pg. 75) • When considering a product for EMD delivery, ensure that proper product support for both manual and automated systems is maintained so that the OCFA continually receives updates, enhancements and protocol changes; such e-PCR or other records management systems (RMS). (pg. 75)				• Completed. Program details and expectations are delineated in the ECC Handbook on which each dispatcher is trained and tested as part of their academy and continuing education and certification. • OCFA routinely meets with MetroNet dispatching agency to align dispatching procedures, protocols, and pre-arrival instructions. Due to reduced frequency of meetings due to COVID-19, both agencies are working to re-establish previous ongoing collaborative relationships. • Completed. OCFA's EMD product is continually updated, and protocols are evaluated in order to comply with OCEMSA, state, and national standards. The EMD interfaces with extant record management systems within the organization.	4/2022	100% 100% 100%
2.26	MCP recommends two QA/QI specialists, with an evaluation at the six-month mark to determine whether a	2	Yes	ECC	One Administrative Fire Communications Supervisor has assumed CQI responsibilities. A full-time		50%

Note: The page number referenced in the recommendation description refers to the location of the recommendation within the respective SLA report.

Percentage Completed Color Key:

- 0-33% Steps to carry out the recommendation are in early development.
- 34-67% The recommendation is currently being implemented.
- 68-100% Significant progress has been made towards the completion of the recommendation or recommendation has been fully implemented.

No.	Recommendation	# New Positions	New Cost Increase?	Responsible Dept/Bureau	Status / Results	Date Completed	% of Completion
	third person is needed. Ideally, these specialists will provide QZ analysis and feedback to ECC staff on low medical acuity calls and fire dispatch operations. By adding the fire QA processes, low acuity analysis and feedback, and high acuity analysis and feedback from the Nurse Education, these combinations result in the creation of a QA Unit. (pg. 81)				Nurse Education has been assigned to the ECC to assist with CQI as well as on-going discussion with EMS to add additional capability of overtime. ECC Staff and EMS staff are researching the ability to leverage AI for additional assistance with CQI. Further discussions are tabled until CY 2024.		
2.27	MCP recommends the newly formed QA Unit include quality performance measurements via a customer satisfaction instrument. (pg. 81)	No	No	ECC	Will be evaluated for further direction.		0%

Note: The page number referenced in the recommendation description refers to the location of the recommendation within the respective SLA report.

2.28	Ensure that performance indicators are distinguished from measurements and that adjustments are made in alignment with national and local standards. Include the following at a minimum: • Measurement of all fire and medical life-safety call types to indicate PSAP performance. In doing so, develop mechanisms to correlate medical life-safety call types with field-outcome data to identify patient survivability. • Analyze how structure-fire call-processing times are being measured and adjust as needed. • Analyze "call received" benchmarking to determine relevance to total call-processing statistics. • Determine the value of developing qualitative measures for ECC's PSAP. (pg. 81)	No	No	ECC	Completed. However, efforts will be ongoing. ECC prepares monthly reports for ECC compliance with national and state standards.	1/2020	100%
2.29	Develop annual master in-service training calendars and publish them well in advance of the start date(s). Establish SOPs related to expectations regarding attendance,	No	No	ECC	In progress. Monthly training in place. Working on annual calendar for in service training. There is a pause on this initiative due to decreased		50%

Note: The page number referenced in the recommendation description refers to the location of the recommendation within the respective SLA report.

Percentage Completed Color Key:

- 0-33% Steps to carry out the recommendation are in early development.
- 34-67% The recommendation is currently being implemented.
- 68-100% Significant progress has been made towards the completion of the recommendation or recommendation has been fully implemented.

No.	Recommendation	# New Positions	New Cost Increase?	Responsible Dept/Bureau	Status / Results	Date Completed	% of Completion
	conduct and effectiveness measurement. (pg. 85)				staffing. Further discussions are tabled until CY 2024.		
2.30	Reestablish the incident communications program. (pg. 85)	No	No	ECC	Completed. However, efforts will be ongoing. ECC achieved completing qualifications for multiple ECC staff members, and many more are in a trainee status. Multiple ECC staff members have been deployed to assist with Incident Communications.	1/2021	100%
2.31	Refine and maintain an ongoing regular program of positive feedback to the telecommunicators, outside of national Telecommunicators week. (pg. 85)	No	No	ECC	In progress. Completed. However, efforts will be ongoing. ECC Staff members receive positive feedback for achievements in call compliance, childbirth and CPR saves (EMD program). This will be an area of constant development and enhancements in the ECC.	1/2022	100%

Note: The page number referenced in the recommendation description refers to the location of the recommendation within the respective SLA report.

ORANGE COUNTY FIRE AUTHORITY
Organizational Service Level Assessments
Recommendations Status Report – May 2024

Percentage Completed Color Key:

- 0-33% Steps to carry out the recommendation are in early development.
- 34-67% The recommendation is currently being implemented.
- 68-100% Significant progress has been made towards the completion of the recommendation or recommendation has been fully implemented.

No.	Recommendation	# New Positions	New Cost Increase?	Responsible Dept/Bureau	Status / Results	Date Completed	% of Completion
2.32	Offer customer-service training three hours each year, at a minimum. (pg. 86)	No	No	ECC	Completed. Training provided through various options to staff. Training will be ongoing and evaluated.	6/2022	100%
2.33	Consider a customer-satisfaction survey or another mechanism for customer input. Collaboratively, develop mechanisms to foster relationships between field personnel and the ECC staff. Extend that effort to ensure that the public can provide input about ECC services. (pg. 86)	No	No	ECC	Completed. However, efforts will be ongoing. Program is managed by Clerk of the Authority.	9/2021	100%

Note: The page number referenced in the recommendation description refers to the location of the recommendation within the respective SLA report.

2.34	Design, collaborate, develop, and implement a strategic technology master plan for: • Optimizing current ECC equipment, to include the CAD and notification systems, etc. • Evaluating current ECC technology for its necessity, applicability and utility. • Conducting research and development for emerging fire service and communications technology and include it in the technology master plan. • Assessing lifecycles of all technologies used by the OCFA ECC and include a replacement plan for all technologies that impact ECC operations. • Include a CAD SME that could be a lateral FCD assignment who reports to a systems supervisor or an external contractor. (pg. 93)	No	Yes	IT/ECC	ECC and IT staff closely collaborate in weekly status meetings on any technology and proposed. changes or upgrades are reviewed for applicability and utility. Dedicated IT staff develop technology. upgrades and monitor industry changes and advances. A formal strategic technology master plan for ECC will be developed. OCFA GIS Supervisor is leader in GIS NG9-1-1 representing Orange County agencies. OCFA IT staff are diligently and continually updating software versions for the ECC computer environment at the desktop and server levels (Windows, SQL, Server, VM Ware) to the most current supported versions, as well as updating CAD, VESTA, and Station Alerting systems. Working with CALOES to implement NG911 technology (new routers installed), developing upgrade for VESTA 911 phone system and VPI 911 logging recording systems. IT staff developing new desktop PC and Monitor configurations to replace		30%

Percentage Completed Color Key:

- 0-33% Steps to carry out the recommendation are in early development.
- 34-67% The recommendation is currently being implemented.
- 68-100% Significant progress has been made towards the completion of the recommendation or recommendation has been fully implemented.

No.	Recommendation	# New Positions	New Cost Increase?	Responsible Dept/Bureau	Status / Results	Date Completed	% of Completion
					current ECC console computers later in 2024. Board approved replacing VPI 911 data/voice logger system with NICE system Nov. 2023. Project kick-off Jan. 2024. Anticipate go-live by Jan. 2025.		
2.35	Assess CAD system optimization, maintenance, server capacity and storage, disaster recovery and failover: • Hire a third-party that is vendor agnostic to assess what is good and working well, and what needs improvement and enhancement. Once completed, determine the level of training the ECC staff will need and identify the ECC SMEs to be trained	No	No	IT/ECC	In progress. 3rd party not hired for hardware assessment. Internal reviews and upgrades are an on-going best practice. ECC trains and uses internal SMES's for train-the-trainer. Disaster Recovery sites identified and site improvements in-process to establish DR capability at FS43 and US&R warehouse. OCFA staff have completed upgrades to FS43 infrastructure with additional power and data lines allowing 911 VESTA and		65%

Note: The page number referenced in the recommendation description refers to the location of the recommendation within the respective SLA report.

Percentage Completed Color Key:

- 0-33% Steps to carry out the recommendation are in early development.
- 34-67% The recommendation is currently being implemented.
- 68-100% Significant progress has been made towards the completion of the recommendation or recommendation has been fully implemented.

No.	Recommendation	# New Positions	New Cost Increase?	Responsible Dept/Bureau	Status / Results	Date Completed	% of Completion
	in a "train-the-trainer" format so that they can be individually train staff and/or conduct training in a group setting. (pg. 93)				CAD connectivity to RFOTC data center. US&R warehouse updates continuing as detailed in item 2.6. OCFA IT CAD support staff conducting training for ECC SME's. Recently completed developing a core CAD functionality stand-alone system called CAD-in-a-Box (CIB). CIB used live Sept. 9, 2022, during a CAD outage and has been deployed as a backup capability for CAD. Recruitment for additional CAD Analyst proposed with FY 2024/25 budget; will cross-train with Senior CAD Analyst as part of IT succession and continuity of business support plan.		
2.36	To maximize funding to the ECC from the state, do not replace the 911 telephony	No	No	ECC	In progress. Waiting on Next Generation 911 but CALOES has continuing delays possibly		50%

Note: The page number referenced in the recommendation description refers to the location of the recommendation within the respective SLA report.

Percentage Completed Color Key:

- 0-33% Steps to carry out the recommendation are in early development.
- 34-67% The recommendation is currently being implemented.
- 68-100% Significant progress has been made towards the completion of the recommendation or recommendation has been fully implemented.

No.	Recommendation	# New Positions	New Cost Increase?	Responsible Dept/Bureau	Status / Results	Date Completed	% of Completion
	system unless a catastrophic failure is imminent or occurs between now and the implementation of the NG911 network. (pg. 93)				to 2024 OCFA agrees to await NG911 implementation before acquiring NG911 telephony system. NG911 Network hardware and data lines installation by LUMEN (authorized CALOES vendor) in process. Replacement of 911 voice recording system in process; RFP issued April 2023.		
2.37	Collaborate with relevant stakeholders for the development of governance of the CAD-to-CAD solution. (pg. 93)	No	No	IT	Completed. The CAD2CAD (C2C) Cost Sharing Agreement was revised Feb 21, 2021, between OCFA, Metronet, Costa Mesa, Laguna Beach for the ongoing licensing and cost sharing. Regional C2C team meets bi-monthly to review status of projects, upgrades, standard operations.	2/2021	100%

Note: The page number referenced in the recommendation description refers to the location of the recommendation within the respective SLA report.

Percentage Completed Color Key:

- 0-33% Steps to carry out the recommendation are in early development.
- 34-67% The recommendation is currently being implemented.
- 68-100% Significant progress has been made towards the completion of the recommendation or recommendation has been fully implemented.

No.	Recommendation	# New Positions	New Cost Increase?	Responsible Dept/Bureau	Status / Results	Date Completed	% of Completion
2.38	Consult with CentralSquare regarding creation of a relation table that allows a unit field to accommodate a sub-addressing convention and a feature to enable multiple address points for a single structure. (pg. 97)	No	Yes	IT/ECC	Recent upgrade to the CentralSquare CAD Enterprise to version 21.1.2 adds sub-addressing and multiple address points for single location. Testing is completed. CentralSquare Enterprise current version now upgraded to 21.1.2.14.	7/2023	100%
2.39	Discuss with CentralSquare increasing mapping updated to address the inconsistency with local applications. (pg. 97)	No	No	IT/ECC	CentralSquare has implemented native ESRI Network Dataset. Adds ability for real-time CAD mapping attribute updates. Future plans include migrating native ESRI Geocoding processes.		50%
2.40	Consider a succession plan for the ECC GIS specialist. (pg. 97)	No	No	ECC	Completed. The ECC GIS responsibility has been transferred to the GIS department.	8/2023	100%
2.41	Monitor the utilization of each commercial IT link to	No	No	IT/ECC	Completed. The OCFA uses COGENT which includes 2	6/2019	100%

Note: The page number referenced in the recommendation description refers to the location of the recommendation within the respective SLA report.

Percentage Completed Color Key:

- 0-33% Steps to carry out the recommendation are in early development.
- 34-67% The recommendation is currently being implemented.
- 68-100% Significant progress has been made towards the completion of the recommendation or recommendation has been fully implemented.

No.	Recommendation	# New Positions	New Cost Increase?	Responsible Dept/Bureau	Status / Results	Date Completed	% of Completion
	identify if there is a sufficient capacity to handle traffic if one link fails. This evaluation will determine if enough bandwidth is available to carry the load without degradation of service. (pg. 101)				circuits (ATT, COX) rated at 500MB each for aggregate 1GB. Either circuit could support OCFA's needs temporarily if the other fails.		
2.42	Evaluate specifications and conditions of the existing generator to NFPA 1221, section 4.7.4 and NFPA 70. (pg. 101)	No	Yes	Property Management/ECC	Included in 5 – year capital budget to replace generator (project P441) and add 2nd / backup generator in FY 2024/25. Replacement generator project in process for completion in Spring/Summer 2024. Addition of second generator pending budget availability in FY 2024/25.		0%
2.43	Conduct a cost/benefit analysis for installing a diverse path for AT&T's	No	No	IT	CALOES is currently installing Next Generation 911 equipment data lines and		20%

Note: The page number referenced in the recommendation description refers to the location of the recommendation within the respective SLA report.

Percentage Completed Color Key:

- 0-33% Steps to carry out the recommendation are in early development.
- 34-67% The recommendation is currently being implemented.
- 68-100% Significant progress has been made towards the completion of the recommendation or recommendation has been fully implemented.

No.	Recommendation	# New Positions	New Cost Increase?	Responsible Dept/Bureau	Status / Results	Date Completed	% of Completion
	network into the ECC when the State IP infrastructure is extended to the Orange County area. (pg. 101)				equipment in OCFA data center. IT is supporting ongoing testing between CALOES contractors and OCFA dispatcher staff.		
2.44	Source and equip a backup location for the ECC to facilitate continuity of operations and remote connectivity options. (pg. 101)	No	No	IT	Alternative Dispatch locations have been established at Fire Station 43 where Dispatch Emergency Communications Trailer is stored. It has live connections to VESTA 9-1-1, CAD, and radio communications. It is available for short term emergency dispatching and US&R warehouse will be for long-term emergency dispatching. USAR located alternate dispatch build-out in process. Engineering analysis and construction plans in process for power, data-line, HVAC		50%

Note: The page number referenced in the recommendation description refers to the location of the recommendation within the respective SLA report.

Percentage Completed Color Key:

- 0-33% Steps to carry out the recommendation are in early development.
- 34-67% The recommendation is currently being implemented.
- 68-100% Significant progress has been made towards the completion of the recommendation or recommendation has been fully implemented.

No.	Recommendation	# New Positions	New Cost Increase?	Responsible Dept/Bureau	Status / Results	Date Completed	% of Completion
					upgrades to USAR building to support emergency 24/7 911 dispatcher operations.		
Emergency Medical Services (EMS) Service Level Assessment							
3.1	Build a robust quality management program, consistently applied by all CQI reviewers, around three themed: • System evaluation • Quality improvement • Patient safety / sentinel events (pg. 22)	No	No	EMS	Completed. The EMS Department has revised the CQI plan and has developed a standard template for patient care report reviews.	6/2021	100%
3.2	The Department needs to develop core, tertiary, and ad hoc performance indicators to effectively measure performance. These indicators need to be the foundation of OCFA's quality	No	No	EMS	In progress. The EMS department has identified measures to assure CQI is being done consistently among staff members. Conversations with L3631 will be ongoing.		80%

Note: The page number referenced in the recommendation description refers to the location of the recommendation within the respective SLA report.

Percentage Completed Color Key:

- 0-33% Steps to carry out the recommendation are in early development.
- 34-67% The recommendation is currently being implemented.
- 68-100% Significant progress has been made towards the completion of the recommendation or recommendation has been fully implemented.

No.	Recommendation	# New Positions	New Cost Increase?	Responsible Dept/Bureau	Status / Results	Date Completed	% of Completion
	management program. (pg. 22)						
3.3	Design a quality management program and CQI plan that will drive performance evaluation and use evidence-based empirical data to drive decisions in the department. (pg. 22)	No	No	EMS	Completed. The CQI plan has been revised and updated. It has been approved by OCEMS.	6/2021	100%
3.4	Build a CQI plan based on state model guidelines, recognizing that the ability to do so is dependent on increasing the personnel resources available to the Department: • CQI team • Technical Advisory Group • Quality Task Force (pg. 22)	No	No	EMS	Completed. The CQI plan has been updated to reflect OCEMS and State guidance.	6/2021	100%
3.5	Create a Quality Task Force to design evidence-based quality indicators to:	No	No	EMS	Completed. The EMS Department has been restructured and a Quality	6/2021	100%

Note: The page number referenced in the recommendation description refers to the location of the recommendation within the respective SLA report.

Percentage Completed Color Key:

- 0-33% Steps to carry out the recommendation are in early development.
- 34-67% The recommendation is currently being implemented.
- 68-100% Significant progress has been made towards the completion of the recommendation or recommendation has been fully implemented.

No.	Recommendation	# New Positions	New Cost Increase?	Responsible Dept/Bureau	Status / Results	Date Completed	% of Completion
	• Meet state and local guidelines. • Meet best practices using evidence-based indicators. • Measure performance (pg. 22)				Management Division has been established.		
3.6	Develop evidence-based indicators that measure the quantity and quality of feedback provided to paramedics. This ensures both positive and constructive feedback is provided consistently. (pg. 22)	No	No	EMS	In progress. A standardized rating rubric has been developed to provide consistent positive and constructive feedback. Conversations with L3631 will be ongoing.		90%
3.7	Dedicate a data analyst or bio statistician to the quality management program to help build quality indicators and assist in developing presentations of data. This position will assist with root-	1	Yes	EMS	An EMS Management Analyst has been hired and a reallocation of approximately 70 percent of the position's time has been dedicated to the Quality Management Division. The reallocation has resulted in		40%

Note: The page number referenced in the recommendation description refers to the location of the recommendation within the respective SLA report.

Percentage Completed Color Key:

- 0-33% Steps to carry out the recommendation are in early development.
- 34-67% The recommendation is currently being implemented.
- 68-100% Significant progress has been made towards the completion of the recommendation or recommendation has been fully implemented.

No.	Recommendation	# New Positions	New Cost Increase?	Responsible Dept/Bureau	Status / Results	Date Completed	% of Completion
	cause analysis and decision-making models. • The quality management program needs to have a full-time data specialist with knowledge and experience with data structure and how to collect and interpret data. • The Department needs to develop a system/flow where performance issues can be addressed in a systematic, objective manner. (pg. 22)				other EMS staff being assigned additional duties and is not intended to be a permanent solution in lieu of adding a data analyst position to EMS QMD.		
3.8	The EMS Department, organized labor, and the Human Resources Department need to work together to develop and implement "just culture" policies and doctrine within	No	No	EMS/HR	The program has been designed and initial meetings with labor have taken place and will be ongoing. This will include the feedback form. HR provided training to EMS staff on the EMSA reporting		50%

Note: The page number referenced in the recommendation description refers to the location of the recommendation within the respective SLA report.

Percentage Completed Color Key:

- 0-33% Steps to carry out the recommendation are in early development.
- 34-67% The recommendation is currently being implemented.
- 68-100% Significant progress has been made towards the completion of the recommendation or recommendation has been fully implemented.

No.	Recommendation	# New Positions	New Cost Increase?	Responsible Dept/Bureau	Status / Results	Date Completed	% of Completion
	OCFA, especially for the high-volume EMS incidents.[11] (pg. 23)				requirements and how the CQI process works in tandem with progressive discipline standards during Q1 of 2024.		

Note: The page number referenced in the recommendation description refers to the location of the recommendation within the respective SLA report.

3.9	The CQI team needs a robust CQI electronic data system. • OCFA needs to make information technology a priority as it relates to EMS delivery. • The Department needs to bolster its information technology role given its involvement in data-driven decisions. • The Department needs to utilize its ImageTrend electronic patient care report (ePCR) software to maximize its use. • OCFA needs its CQI team to have a full understanding of its ePCR system so it can maximize its use. Include automated functions that audit ePCRs for accuracy and completeness. (pg. 23)	No	No	EMS	In progress. The EMS Department continues to evaluate IT software which can be utilized to enhance the CQI process. Think AI software/technology needs assessment has been finalized. Validation module has been purchased to improve efficiencies within the ImageTrend PCR and FirstPass is currently being developed to automate functions of the QA process.		90%
3.10	The Department needs to revise its standards for documentation. These standards should be based on standards of care, best practices, and County policy where applicable. (pg. 23)	No	No	EMS	In progress. A revision to the Documentation SOP has been submitted into the review process in 9/2021. A working version of the EMS Handbook is nearing completion which will allow the updated Documentation SOP to move through the approval process towards 2023 mid-year.		85%
3.11	The Department needs to develop sound quality	No	No	EMS	In progress. A revision to the Documentation SOP has been		75%

Note: The page number referenced in the recommendation description refers to the location of the recommendation within the respective SLA report.

Percentage Completed Color Key:

- 0-33% Steps to carry out the recommendation are in early development.
- 34-67% The recommendation is currently being implemented.
- 68-100% Significant progress has been made towards the completion of the recommendation or recommendation has been fully implemented.

No.	Recommendation	# New Positions	New Cost Increase?	Responsible Dept/Bureau	Status / Results	Date Completed	% of Completion
	indicators to measure patient care documentation to OCFA requirements. Department-wide training and regular publishing the performance data will help personnel comprehend the impacts of their work. (pg. 23)				submitted into the review process. This is the first step in developing an accurate measure and improving data quality. A working version of the EMS Handbook is nearing completion which will allow the updated Documentation SOP to move through the approval process towards 2023 mid-year.		

Note: The page number referenced in the recommendation description refers to the location of the recommendation within the respective SLA report.

3.12	The EMS Department quality management program should include: • A Quality Manager from suppression with no less than Captain rank, allowing them to communicate and garner trust with the rank-and-file personnel. • The Department should reconfigure the EMS committee to more closely follow state EMS guidelines by utilizing the Quality Task Force Model. The EMS committee should be renamed the EMS Equipment Committee and its role be clearly defined as to its function and its place in the hierarchy. • When input is needed to solve identified issues, the Department needs to utilize the Quality Task Force to make recommendations back to the Technical Advisory Committee. • The Department needs to incorporate field personnel in the CQI process. This can be done through peer review. (pg. 24)	No	No	EMS	Completed. The EMS Department has been restructured to reflect these changes. A Captain now heads the Quality Management Division within EMS and a CQI team has been established. The team will be complete with the arrival of a newly hired EMS Coordinator in 10/2021.	10/2021	100%

Note: The page number referenced in the recommendation description refers to the location of the recommendation within the respective SLA report.

Percentage Completed Color Key:

- 0-33% Steps to carry out the recommendation are in early development.
- 34-67% The recommendation is currently being implemented.
- 68-100% Significant progress has been made towards the completion of the recommendation or recommendation has been fully implemented.

No.	Recommendation	# New Positions	New Cost Increase?	Responsible Dept/Bureau	Status / Results	Date Completed	% of Completion
3.13	The Department needs to develop a role for the field providers to play in the implementation of education and training. • The use of field personnel will integrate them into the process and allow them to feel more like a provider of EMS that a recipient. • The use of field personnel will reduce the burden on the Nurse Educators and will allow them to focus more on training and education development, as well as any roles they are required to conduct in CQI. (pg. 26)	No	No	EMS	Completed. An EMS Training Cadre of Paramedics has been established and the cadre is routinely used to support training activities and as evaluators for PM accreditations.	10/2020	100%
3.14	The delivery of training needs to be scheduled in a centralized manner. Schedule	No	No	EMS/Field Operations	Completed. Operations training and EMS now reside under one Assistant Chief of EMS and	7/2020	100%

Note: The page number referenced in the recommendation description refers to the location of the recommendation within the respective SLA report.

Percentage Completed Color Key:

- 0-33% Steps to carry out the recommendation are in early development.
- 34-67% The recommendation is currently being implemented.
- 68-100% Significant progress has been made towards the completion of the recommendation or recommendation has been fully implemented.

No.	Recommendation	# New Positions	New Cost Increase?	Responsible Dept/Bureau	Status / Results	Date Completed	% of Completion
	training needs to be conducted on a common calendar so both EMS and Operations can view upcoming and scheduled training. (pg. 26)				Operations Training. This transition has increased the coordination of training between the Departments.		
3.15	The decision to alter the training schedule needs to be priority-based. The priority should be established by the Department, not the individuals conducting the training. (pg. 26)	No	No	EMS	Completed.	7/2020	100%
3.16	The Department quality management program should drive training and education. (pg. 27)	No	No	EMS	Completed. The restructure of the EMS Department has established this as a normal practice.	10/2020	100%
3.17	EMS supply and logistics needs to be an integral part of the EMS strategic plan. It should be identified as its own division in the	No	No	EMS	No additional staffing has been put in place to achieve this recommendation		20%

Note: The page number referenced in the recommendation description refers to the location of the recommendation within the respective SLA report.

Percentage Completed Color Key:

- 0-33% Steps to carry out the recommendation are in early development.
- 34-67% The recommendation is currently being implemented.
- 68-100% Significant progress has been made towards the completion of the recommendation or recommendation has been fully implemented.

No.	Recommendation	# New Positions	New Cost Increase?	Responsible Dept/Bureau	Status / Results	Date Completed	% of Completion
	Department organization plan, and it must be adequately funded. (pg. 28)						
3.18	OCFA should consider two EMS supply provision options: • Complete outsourcing of EMS supply and logistics. The Department should consider utilizing a supplier to manage supply inventory, costs, and caches to provide for just-in-time inventory restocking. • Or, staff EMS logistics with civilian personnel who specialize in logistics delivery and maintenance to ensure that supply best practices are applied and	No	Yes	EMS/Business Services/Service Center	The EMS section is now staffed with a Supply Services Specialist position to support the delivery and maintenance function.	8/2020	100%

Note: The page number referenced in the recommendation description refers to the location of the recommendation within the respective SLA report.

Percentage Completed Color Key:

- 0-33% Steps to carry out the recommendation are in early development.
- 34-67% The recommendation is currently being implemented.
- 68-100% Significant progress has been made towards the completion of the recommendation or recommendation has been fully implemented.

No.	Recommendation	# New Positions	New Cost Increase?	Responsible Dept/Bureau	Status / Results	Date Completed	% of Completion
	consistently conducted. (pg. 29)						
3.19	The Department needs to review its current controlled drugs policy and re-design practices to meet current regulations and best practices and to take full advantage of current technology. (pg. 29)	No	No	EMS	The Department continues to seek IT solutions for better narcotic tracking. Think AI software/technology needs assessment has been finalized and an RFP is in the award phase for a new narcotic dispensing system. Implementation of the new narcotics dispensing and tracking system will be in place by year end.		75%
3.20	Through the EMS reorganization, appropriate staff must be solely dedicated to licensure and certification. (pg. 31)	TBD	Yes	EMS	Pending future financial feasibility and prioritization.		0%
3.21	Department budget/fiscal activities such as billing and expenditures need to be	No	No	EMS	Will be evaluated for further direction.		50%

Note: The page number referenced in the recommendation description refers to the location of the recommendation within the respective SLA report.

Percentage Completed Color Key:

- 0-33% Steps to carry out the recommendation are in early development.
- 34-67% The recommendation is currently being implemented.
- 68-100% Significant progress has been made towards the completion of the recommendation or recommendation has been fully implemented.

No.	Recommendation	# New Positions	New Cost Increase?	Responsible Dept/Bureau	Status / Results	Date Completed	% of Completion
	conducted by support staff who have expertise in these areas. (pg. 31)						
3.22	The Department needs an information technology plan that identifies data collection needs and emphasizes the ability to easily extract reports. (pg. 31)	No	No	EMS/IT	Completed. A contractor was hired to conduct a needs assessment of information technology within EMS. Think AI software/technology needs assessment has been finalized and the needs analysis and executive summary are complete. RFP and budget authorization for replacement of PYXIX automated medication dispensing machines completed.	1/2023	100%
3.23	The EMS data system needs to assign each patient a unique identifier. It is critical the Department collect data	No	No	EMS	Completed.	1/2022	100%

Note: The page number referenced in the recommendation description refers to the location of the recommendation within the respective SLA report.

Percentage Completed Color Key:

- 0-33% Steps to carry out the recommendation are in early development.
- 34-67% The recommendation is currently being implemented.
- 68-100% Significant progress has been made towards the completion of the recommendation or recommendation has been fully implemented.

No.	Recommendation	# New Positions	New Cost Increase?	Responsible Dept/Bureau	Status / Results	Date Completed	% of Completion
	regarding its patients. (pg. 31)						
3.24	Through the OCFA reorganization, an infection control program needs to be created which should be managed by a person who is also responsible for implementing infection control. (pg. 33)	No	No	EMS	Completed. Through the pandemic, infection control program has been enhanced and the infection control policy has been revised.	8/2021	100%

Note: The page number referenced in the recommendation description refers to the location of the recommendation within the respective SLA report.

Percentage Completed Color Key:

- 0-33% Steps to carry out the recommendation are in early development.
- 34-67% The recommendation is currently being implemented.
- 68-100% Significant progress has been made towards the completion of the recommendation or recommendation has been fully implemented.

No.	Recommendation	# New Positions	New Cost Increase?	Responsible Dept/Bureau	Status / Results	Date Completed	% of Completion
3.25	The Department should consider outsourcing the vaccination of its personnel. Vaccinations could be conducted by an outside vendor that would focus solely on managing, tracking, and administering vaccinations per the scope designed by OCFA. The process would be managed by the designated infection control officer. (pg. 33)	No	No	EMS	An assessment is being conducted for outsourcing all vaccinations.		80%
3.26	OCFA needs to reaffirm a culture emphasizing the importance of the EMS business line. (pg. 38)	No	No	EMS/Executive Management	Ongoing efforts are being made and the pandemic has elevated the importance of EMS within the organization.		80%
3.27	OCFA needs to develop a clear EMS mission and level of service, supported by a strong quality management	No	No	EMS/Executive Management	Completed. A mission statement for the EMS Department has been developed through an inclusive process with the EMS staff.	10/2020	100%

Note: The page number referenced in the recommendation description refers to the location of the recommendation within the respective SLA report.

Percentage Completed Color Key:

- 0-33% Steps to carry out the recommendation are in early development.
- 34-67% The recommendation is currently being implemented.
- 68-100% Significant progress has been made towards the completion of the recommendation or recommendation has been fully implemented.

No.	Recommendation	# New Positions	New Cost Increase?	Responsible Dept/Bureau	Status / Results	Date Completed	% of Completion
	program that promotes performance. (pg. 55)						
3.28	OCFA needs to promote the culture of EMS being an important business line in new recruits to begin building legacy. Initial hiring and recruit training need to emphasize EMS and its role and importance to the community and OCFA. (pg. 38)	No	No	EMS/Executive Management	Completed. There are ongoing efforts to increase the value of EMS within the organization. A Paramedic Accreditation Academy has been developed which provides more training for PMs and lost days in EMS BLS week were restored.	2/2019	100%
3.29	The Department needs an internal strategic plan. The plan needs to be a living, breathing document designed to drive decision-making. Once completed, the plan needs to be distributed and regularly identified as the driving force behind decision-making. (pg. 38)	No	No	EMS/Executive Management	Completed. This assessment continues to provide strategic guidance. A new plan will be developed. Efforts will be ongoing.	N/A	100%

Note: The page number referenced in the recommendation description refers to the location of the recommendation within the respective SLA report.

ORANGE COUNTY FIRE AUTHORITY
Organizational Service Level Assessments
Recommendations Status Report – May 2024

Percentage Completed Color Key:

- 0-33% Steps to carry out the recommendation are in early development.
- 34-67% The recommendation is currently being implemented.
- 68-100% Significant progress has been made towards the completion of the recommendation or recommendation has been fully implemented.

No.	Recommendation	# New Positions	New Cost Increase?	Responsible Dept/Bureau	Status / Results	Date Completed	% of Completion
3.30	In conjunction with labor, OCFA needs to develop stronger incentives to retain staff officers in EMS positions, ideally longer than for the current two-year minimum. (pg. 38)	No	No	EMS/Executive Management	OCFA has made progress with the implementation of a Telecommuting SOP.		40%
3.31	When a Battalion Chief or Captain assigned to EMS promotes, OCFA should discuss with the bargaining units if there is any acceptable way to keep that promoted person in EMS until their time commitment is up (without negatively impacting the promotional line). (pg. 38)	No	No	EMS/Executive Management/HR	Completed. Agreements have been established to consider this before a move is made.	1/2021	100%

Note: The page number referenced in the recommendation description refers to the location of the recommendation within the respective SLA report.

ORANGE COUNTY FIRE AUTHORITY
Organizational Service Level Assessments
Recommendations Status Report – May 2024

Percentage Completed Color Key:

- 0-33% Steps to carry out the recommendation are in early development.
- 34-67% The recommendation is currently being implemented.
- 68-100% Significant progress has been made towards the completion of the recommendation or recommendation has been fully implemented.

No.	Recommendation	# New Positions	New Cost Increase?	Responsible Dept/Bureau	Status / Results	Date Completed	% of Completion
3.32	The Department needs to implement a revised organizational framework (chart). The Department needs to consist of branches and divisions. Supervisors should be given clear work expectations and should be able to interpret those expectations to the people who report them. The organization structure needs to be program-based so work roles and responsibilities are clearly defined. Clear roles and responsibilities will make it easier for supervisors to monitor the performance of their subordinates. (pg. 39)	No	No	EMS/Executive Management/HR	Completed. The EMS Department has been restructured into three divisions. The divisions are Training, Quality Management and Logistics. Workflow has been established.	10/2020	100%
3.33	The Department should have the existing, capable management analyst work	No	No	EMS	Efforts will be ongoing. Will expand the role of the Management Analyst.		70%

Note: The page number referenced in the recommendation description refers to the location of the recommendation within the respective SLA report.

Percentage Completed Color Key:

- 0-33% Steps to carry out the recommendation are in early development.
- 34-67% The recommendation is currently being implemented.
- 68-100% Significant progress has been made towards the completion of the recommendation or recommendation has been fully implemented.

No.	Recommendation	# New Positions	New Cost Increase?	Responsible Dept/Bureau	Status / Results	Date Completed	% of Completion
	with the team to develop work metrics that will measure where and how work is being performed in the Department. This data will identify gaps in staff hours and can be used to assist in budget preparation for the Department. (pg. 39)						
3.34	The Department needs to ensure the Nurse Educators are properly placed, understand where they fit in the Department organizational chain of command, and understand how they function within that structure. (pg. 39)	No	No	EMS	Completed. The EMS Department has been restructured into three divisions. The divisions are Training, Quality Management and Logistics. Workflow has been established.	10/2020	100%
3.35	The nurses need to be as centralized as possible (even for a portion of the workweek) at a common	No	No	EMS	Completed. The nurses do meet more regularly with their supervisors due to the reorganization. A centralized	5/2023	100%

Note: The page number referenced in the recommendation description refers to the location of the recommendation within the respective SLA report.

Percentage Completed Color Key:

- 0-33% Steps to carry out the recommendation are in early development.
- 34-67% The recommendation is currently being implemented.
- 68-100% Significant progress has been made towards the completion of the recommendation or recommendation has been fully implemented.

No.	Recommendation	# New Positions	New Cost Increase?	Responsible Dept/Bureau	Status / Results	Date Completed	% of Completion
	facility with their leadership and support team. Currently, the nurses decide where their offices are and spend very little time at headquarters. Centralizing the nurses will provide daily interaction with Department personnel, which will help facilitate and create positive relationships and create the sense of being on a team. (pg. 39)				office space has been established for the Quality Management Division at RFOTC, leaving only the three training nurse educators decentralized. The training nurse educators meet regularly with their supervisor at HQ. The decentralized offices for the nurse educators have significant value to the organization as a whole.		
3.36	OCFA needs to develop a staffing plan based on operational need for hiring paramedics. The plan should project vacancies and the time lag from the hiring process to time on the job. (pg. 39)	No	No	EMS/Executive Management/HR	The OCFA is in the process of completing an aggressive recruitment of firefighter/paramedics and continues to evaluate options for the recruitment and development of paramedics. Efforts will be ongoing.	3/2022	100%

Note: The page number referenced in the recommendation description refers to the location of the recommendation within the respective SLA report.

ORANGE COUNTY FIRE AUTHORITY
Organizational Service Level Assessments
Recommendations Status Report – May 2024

Percentage Completed Color Key:

- 0-33% Steps to carry out the recommendation are in early development.
- 34-67% The recommendation is currently being implemented.
- 68-100% Significant progress has been made towards the completion of the recommendation or recommendation has been fully implemented.

No.	Recommendation	# New Positions	New Cost Increase?	Responsible Dept/Bureau	Status / Results	Date Completed	% of Completion
3.37	OCFA needs to evaluate all aspects of acquiring new paramedics. This includes hiring already licensed and/or accredited paramedics who, once they have completed the hiring process, fore academy, and probation, can be assessed by the Department and placed into a designated paramedic position. (pg. 39)	No	No	EMS/Executive Management/HR	Completed. The OCFA completed an aggressive recruitment of firefighter/paramedics. The OCFA continues to evaluate options for the recruitment and development of paramedics. Efforts will be ongoing.	2/2022	100%
3.38	The Department should be re-organized as shown in the following figure. An additional 12 FTEs are also recommended. (pg. 42)	12	Yes	EMS	Pending future financial feasibility and prioritization. The reorganization is complete without the necessary additional staffing.		30%
Fleet Service Level Assessment							
4.1	OCFA should research smaller, more fuel efficient or hybrid/electric light-duty sedans, SUVs, and pickup	No	Yes	Logistics	Complete. As part of the annual CIP budget development for Fleet, Staff will continue to research	6/2020	100%

Note: The page number referenced in the recommendation description refers to the location of the recommendation within the respective SLA report.

Percentage Completed Color Key:

- 0-33% Steps to carry out the recommendation are in early development.
- 34-67% The recommendation is currently being implemented.
- 68-100% Significant progress has been made towards the completion of the recommendation or recommendation has been fully implemented.

No.	Recommendation	# New Positions	New Cost Increase?	Responsible Dept/Bureau	Status / Results	Date Completed	% of Completion
	vehicles and implementing using them where feasible. (pg. 66)				alternative fuel technologies and vehicle types. For FY 2023/24, fleet sedan replacements include electric/fuel-electric hybrid vehicles. Efforts will be ongoing.		
4.2	OCFA should consider broader use of motor pool vehicles where operationally reasonable by re-assessing individual vehicle assignments pursuant to current agency policy. (pg. 66)	No	No	Logistics	Complete. As part of the 2020/2021 budget development process, staff assessed individual vehicle assignments and will transition these individuals into pool vehicles. Efforts will be ongoing.	6/2020	100%
4.3	OCFA should consider the use of smaller, more-fuel efficient or electric/hybrid vehicles in the motor pool to the extent practical. (pg. 66)	No	No	Logistics	Complete. See 4.1 above	6/2020	100%
4.4	OCFA should annually evaluate the continued use of	No	No	Logistics	Completed. As part of the annual CIP process, all vehicles	6/2019	100%

Note: The page number referenced in the recommendation description refers to the location of the recommendation within the respective SLA report.

Percentage Completed Color Key:

- 0-33% Steps to carry out the recommendation are in early development.
- 34-67% The recommendation is currently being implemented.
- 68-100% Significant progress has been made towards the completion of the recommendation or recommendation has been fully implemented.

No.	Recommendation	# New Positions	New Cost Increase?	Responsible Dept/Bureau	Status / Results	Date Completed	% of Completion
	vehicles beyond their expected useful service life, particularly those vehicles more than 10 percent beyond expected useful service life. (pg. 67)				are reviewed to determine their remaining useful life and when they should be removed from frontline to reserve status. Vehicles 10% beyond their useful life are evaluated to determine if they should be surpluses or used by Training or the cadet program. Efforts will be ongoing.		
4.5	OCFA should budget annual CIP funding sufficient to maintain all frontline response apparatus within expected useful service life and reserve and support apparatus/vehicles to no more than 10 percent past expected useful service life. (pg. 67)	No	No	Logistics	Completed. As part of the annual CIP process, all frontline apparatus (along with reserve / support apparatus) is reviewed to ensure that there is sufficient funding available to replace them based on their useful life.	6/2019	100%
4.6	OCFA should develop a more strategic approach to vehicle	No	No	Logistics	Complete. Fleet staff has worked collaboratively with the	12/2021	100%

Note: The page number referenced in the recommendation description refers to the location of the recommendation within the respective SLA report.

Percentage Completed Color Key:

- 0-33% Steps to carry out the recommendation are in early development.
- 34-67% The recommendation is currently being implemented.
- 68-100% Significant progress has been made towards the completion of the recommendation or recommendation has been fully implemented.

No.	Recommendation	# New Positions	New Cost Increase?	Responsible Dept/Bureau	Status / Results	Date Completed	% of Completion
	procurement to: (1) ensure procurement of budgeted vehicles within the fiscal year cycle and (2) provide sufficient procurement capacity to maintain the frontline/surge capacity response fleet within expected useful service life and as much of the reserve and support fleet to no more than 10 percent past expected useful service life as possible. (pg. 67)				Purchasing Department to streamline the fleet procurement process including the purchasing vehicles "off the lot", purchasing off Cooperative agreements with other agencies, and has initiated use of requests for bids with lease-purchase options. Efforts will be ongoing.		
4.7	OCFA should provide 3.0 FTE additional Technician capacity as soon as possible to eliminate the current VRR backlog, maintain preventive service intervals, *and* provide a modest level of surge capacity; Citygate further	3	Yes	Logistics	Completion of backlogged fleet replacements, moving light duty mechanics to the heavy side, and extending work hours has successfully addressed the backlog of vehicle repair requests (VRR).	3/2023	100%

Note: The page number referenced in the recommendation description refers to the location of the recommendation within the respective SLA report.

Percentage Completed Color Key:

- 0-33% Steps to carry out the recommendation are in early development.
- 34-67% The recommendation is currently being implemented.
- 68-100% Significant progress has been made towards the completion of the recommendation or recommendation has been fully implemented.

No.	Recommendation	# New Positions	New Cost Increase?	Responsible Dept/Bureau	Status / Results	Date Completed	% of Completion
	suggests that any additional shop staffing be considered in context with suggested alternative service model recommendations. (pg. 67)						
4.8	The Division should consider a reorganization or redistribution or responsibilities to provide a more equitable span of control among supervisory personnel. (pg. 67)	No	No	Logistics	Fleet staffing reorganization completed, include reclassification of Coordinator position to Fleet Supervisor, creating a redistribution of responsibilities and greater depth of supervision, and Admin. Assistant position reclassified to a Business Analyst.	12/2022	100%
4.9	The Division should evaluate other potential flexible work schedule alternatives, including swing/night/weekend work shift options, to accommodate employee	No	No	Logistics	Flexible work schedule, evaluated; determined implementation requires additional staff (Equipment Technicians) to accomplish; request will be submitted for additional staff employees as		85%

Note: The page number referenced in the recommendation description refers to the location of the recommendation within the respective SLA report.

Percentage Completed Color Key:

- 0-33% Steps to carry out the recommendation are in early development.
- 34-67% The recommendation is currently being implemented.
- 68-100% Significant progress has been made towards the completion of the recommendation or recommendation has been fully implemented.

No.	Recommendation	# New Positions	New Cost Increase?	Responsible Dept/Bureau	Status / Results	Date Completed	% of Completion
	needs while maintaining or improving shop output. (pg. 67)				part of a future Logistics' budget request.		
4.10	The Division should modify its current fire apparatus inspection interval to ensure a safety inspection at least every 90 days *and* inspection of all apparatus systems and components at least annually in conformance with industry best practices and recommendations. (pg. 68)	No	No	Logistics	Under evaluation for further direction. Recommendation would require additional staff (Equipment Technicians) to accomplish. Two additional Equipment Technician positions, one additional Fleet Supervisor position, and two Fleet Service vehicles (for field service/repairs) are proposed with the FY 2024/25 budget.		25%
4.11	The Division should review, validate, and prioritize or cancel all outstanding VRRs and notify the applicable vehicle operator/station of any cancelled VRRs. (pg. 68)	No	No	Logistics	Outstanding Vehicle Repair Requests have been reduced from 1,200 at the time of the assessment to 476 effective April 2023; or approximately 42% of annual orders to 18% effective April 2023. .Measures	3/2023	100%

Note: The page number referenced in the recommendation description refers to the location of the recommendation within the respective SLA report.

Percentage Completed Color Key:

- 0-33% Steps to carry out the recommendation are in early development.
- 34-67% The recommendation is currently being implemented.
- 68-100% Significant progress has been made towards the completion of the recommendation or recommendation has been fully implemented.

No.	Recommendation	# New Positions	New Cost Increase?	Responsible Dept/Bureau	Status / Results	Date Completed	% of Completion
					to continue reduction of VRR turnaround are ongoing.		
4.12	OCFA should provide additional staffing as determined appropriate to improve overall parts room capacity and. efficiency to minimize shop workflow interruptions to the degree possible. (pg. 68)	Yes	Yes	Logistics	Two additional Equipment Technician positions, one additional Fleet Supervisor position, and two Fleet Service vehicles (for field service/repairs) are proposed with the FY 2024/25 budget.		30%
4.13	The Division should accept a vehicle safety inspection by Santa Ana shop personnel, or an OCFA mobile Field Technician, upon completion of any preventive maintenance or repairs performed by the Santa Ana shop in lieu of inspection at the OCFA shop prior to the vehicle being returned to service. (pg. 68)	No	No	Logistics	Completed.	7/1/2020	100%

Note: The page number referenced in the recommendation description refers to the location of the recommendation within the respective SLA report.

ORANGE COUNTY FIRE AUTHORITY
Organizational Service Level Assessments
Recommendations Status Report – May 2024

Percentage Completed Color Key:

- 0-33% Steps to carry out the recommendation are in early development.
- 34-67% The recommendation is currently being implemented.
- 68-100% Significant progress has been made towards the completion of the recommendation or recommendation has been fully implemented.

No.	Recommendation	# New Positions	New Cost Increase?	Responsible Dept/Bureau	Status / Results	Date Completed	% of Completion
4.14	The OCFA Fire Chief and Deputy Chief of Administration & Support Services Bureau should direct the Assistant Chief of Logistics and Fleet Division management to prioritize the recommendations contained in this report, develop a detailed action plan to address each recommendation as part of the upcoming OCFA Strategic Plan, and then report to the Budget and Finance Committee (Audit Committee) on action plan completion. (pg. 68)	No	No	EM/Logistics	Completed.	6/2020	100%

Note: The page number referenced in the recommendation description refers to the location of the recommendation within the respective SLA report.

ORANGE COUNTY FIRE AUTHORITY
Organizational Service Level Assessments
Recommendations Status Report – May 2024

Percentage Completed Color Key:

- 0-33% Steps to carry out the recommendation are in early development.
- 34-67% The recommendation is currently being implemented.
- 68-100% Significant progress has been made towards the completion of the recommendation or recommendation has been fully implemented.

No.	Recommendation	# New Positions	New Cost Increase?	Responsible Dept/Bureau	Status / Results	Date Completed	% of Completion
4.15	The Executive Management Team and Fleet Division management should continue to engage with shop staff as a strategic partner in addressing the issues identified in this report though a labor-management task force to facilitate restoration of trust and to enable the Division to move forward as a cohesive business unit. (pg. 68)	No	No	EM/Logistics	Completed. This will be an ongoing effort and has already produced very positive results	7/2020	100%
4.16	The Division should review and update all existing shop policy and procedure documents to conform with appropriate OCFA format and content. (pg. 69)	No	No	Logistics	In progress. Existing Fleet policy and procedures are in the process of being updated to conform to the OCFA format.		50%
4.17	All OCFA policies and procedures, and guidelines should be accessible	No	No	Logistics	Completed. All OCFA Policies and Procedures are available to employees via the HIVE.	6/2020	100%

Note: The page number referenced in the recommendation description refers to the location of the recommendation within the respective SLA report.

Percentage Completed Color Key:

- 0-33% Steps to carry out the recommendation are in early development.
- 34-67% The recommendation is currently being implemented.
- 68-100% Significant progress has been made towards the completion of the recommendation or recommendation has been fully implemented.

No.	Recommendation	# New Positions	New Cost Increase?	Responsible Dept/Bureau	Status / Results	Date Completed	% of Completion
	electronically to all employees via intranet/internet. (pg. 69)						
4.18	OCFA should provide enhanced technical training and certification of its fleet Technician personnel to include relevant ASE training/certification and CFMA training/certification. (pg. 69)	No	Yes	Logistics	Completed. Additional training courses have been scheduled. A one-week CFMA training course was held the week of November 1, 2021, with five OCFA mechanics attending. Efforts will be ongoing.	7/2020	100%
4.19	OCFA should consider establishing a career path for Assistant Technicians and Technicians desiring to advance to Senior Technician. (pg. 69)	No	No	Logistics	Completed. OCFA competed a Classification and Compensation study of Fleet Services. Included in the study was the restructuring of the current career path to allow Assistant Technicians progress to Senior Technicians without a loss of salary	6/2021	100%
4.20	The Division should seek additional vendor training to	No	Yes	Logistics	In progress. AssetWorks training resources being	3/2023	100%

Note: The page number referenced in the recommendation description refers to the location of the recommendation within the respective SLA report.

Percentage Completed Color Key:

- 0-33% Steps to carry out the recommendation are in early development.
- 34-67% The recommendation is currently being implemented.
- 68-100% Significant progress has been made towards the completion of the recommendation or recommendation has been fully implemented.

No.	Recommendation	# New Positions	New Cost Increase?	Responsible Dept/Bureau	Status / Results	Date Completed	% of Completion
	more effectively utilize the available capabilities of AssetWorks. (pg. 69)				evaluated by Fleet Business Analyst and Management Analyst Aug – Dec 2021. Implementation of additional application functions planned for Jan. 2022 – June 2022, including data extraction for improved fleet CIP status reporting.		
4.21	The Division should coordinate with Information Technology to determine the availability and suitability of a car code reader interface for AssetWorks. (pg. 69)	No	No	Logistics	Telematics installed and implemented for entire fleet, providing automated transmission/interface to AssetWorks for maintenance management and scheduling.	2/2023	100%
4.22	The Division should coordinate with Information Technology and shop staff to determine whether tablets/iPads are the most suitable technology solution for Technician needs. (pg. 69)	No	No	Logistics	Complete; Tablets issued to shop staff.	9/2021	100%

Note: The page number referenced in the recommendation description refers to the location of the recommendation within the respective SLA report.

ORANGE COUNTY FIRE AUTHORITY
Organizational Service Level Assessments
Recommendations Status Report – May 2024

Percentage Completed Color Key:

- 0-33% Steps to carry out the recommendation are in early development.
- 34-67% The recommendation is currently being implemented.
- 68-100% Significant progress has been made towards the completion of the recommendation or recommendation has been fully implemented.

No.	Recommendation	# New Positions	New Cost Increase?	Responsible Dept/Bureau	Status / Results	Date Completed	% of Completion
4.23	OCFA should convert its facility fuel dispensing and management to an automated electronic system with appropriate security features. (pg. 69)	No	Yes	Logistics	In progress. Staff is researching various vendors and technologies. Funding was approved with the FY 2023/24 CIP. Currently working with new fuel supplier on a test reporting system.		50%
4.24	OCFA should consider upgrading the current Administrative Assistant position to a Business Analyst or other classification appropriate to provide analyst-level administrative support capacity. (pg. 69)	No	No	Logistics	Complete. An analysis of current and future Fleet administrative job duties submitted to Human Resources determined that functions previously performed by the Fleet Services Administrative Assistant position evolved to the job classification of Business Analyst.	6/2021	100%
Human Resources Service Level Assessment							
5.1	Develop a comprehensive HR Policies and Procedures Manual to act as a	No	Yes	HR	HR SOPs are reviewed and updated regularly. These SOPs cover process driven duties performed by the HR staff.		90%

Note: The page number referenced in the recommendation description refers to the location of the recommendation within the respective SLA report.

Percentage Completed Color Key:

- 0-33% Steps to carry out the recommendation are in early development.
- 34-67% The recommendation is currently being implemented.
- 68-100% Significant progress has been made towards the completion of the recommendation or recommendation has been fully implemented.

No.	Recommendation	# New Positions	New Cost Increase?	Responsible Dept/Bureau	Status / Results	Date Completed	% of Completion
	centralized source for reference. • The HR Department needs to implement a project that gathers all its information resources, both internal and external, and reviews and assesses them for the purpose of creating a single resource. The use of an outside vendor to complete this task is highly recommended. The goal should be to complete this project within six months. (pg. 16)				The Merit and Selection Rules were updated in October 2022. The Personnel and Salary Resolution is expected to be presented to the Board for adoption in 2024.		
5.2	Develop an Operations Manual that outlines specific steps to complete a task or program.	No	No	HR	Following the update of the Personnel & Salary Resolution and the Merit and Selection Rules, staff may begin the process developing an		50%

Note: The page number referenced in the recommendation description refers to the location of the recommendation within the respective SLA report.

Percentage Completed Color Key:

- 0-33% Steps to carry out the recommendation are in early development.
- 34-67% The recommendation is currently being implemented.
- 68-100% Significant progress has been made towards the completion of the recommendation or recommendation has been fully implemented.

No.	Recommendation	# New Positions	New Cost Increase?	Responsible Dept/Bureau	Status / Results	Date Completed	% of Completion
	• Use the manual as a training tool and resource for HR employees. The Operations Manual will correspond to the HR Policies and Procedures Manual cited in the Recommendation #1. An Operations Manual can be created within 18 months. (pg. 16)				Operations Manual for each division.		
5.3	Independently review each examination process and components to measure potential adverse impact. In those cases where review finds that adverse impact exists, evaluate the exam process to ensure it is valid and job-related. (pg. 17)	No	No	HR	Completed. A process is in place. The Promotional and Recruitment Work Group (JLM) continues to evaluate and restructure all safety promotional/recruitment examination/selection processes accordingly. For non-safety recruitments, all examination/selection processes are reviewed and	9/2021	100%

Note: The page number referenced in the recommendation description refers to the location of the recommendation within the respective SLA report.

Percentage Completed Color Key:

- 0-33% Steps to carry out the recommendation are in early development.
- 34-67% The recommendation is currently being implemented.
- 68-100% Significant progress has been made towards the completion of the recommendation or recommendation has been fully implemented.

No.	Recommendation	# New Positions	New Cost Increase?	Responsible Dept/Bureau	Status / Results	Date Completed	% of Completion
					edited with the hiring manager prior to the opening of recruitment.		
5.4	Abandon the 80 percent passing score requirement for all examination processes. Independently evaluate each exam process and determine a reasonable cutoff score that minimizes adverse impact. (pg. 17)	No	No	HR	Completed. This has been discussed with the JLM and 80% is the preferred scoring for all safety recruitments. Non-safety score requirements are discussed during the recruitment development phase of each recruitment and the OCFA has remained with the 80% pass point. Exceptions do occur when the examination is pass/fail (Biddle, Dispatcher Select advantage exam, tools assessment exams, etc.) or when a minimum requirement is required (typing speed, memorization, listening skills exam, etc.).	9/2021	100%

Note: The page number referenced in the recommendation description refers to the location of the recommendation within the respective SLA report.

Percentage Completed Color Key:

- 0-33% Steps to carry out the recommendation are in early development.
- 34-67% The recommendation is currently being implemented.
- 68-100% Significant progress has been made towards the completion of the recommendation or recommendation has been fully implemented.

No.	Recommendation	# New Positions	New Cost Increase?	Responsible Dept/Bureau	Status / Results	Date Completed	% of Completion
5.5	Review performance standards and practices for probationary employees, especially for the Fire Recruit academy. (pg. 17)	No	No	HR	Completed. Probationary Firefighter performance is evaluated based on standardized job-related criteria. Information is in the Probationary Firefighter Task Book which include manipulative skill evaluation sheets and company evolution sheets, appraisal forms and videos for training.	9/2021	100%
5.6	Create a concise mission statement with a vision, core values, and guiding principles, as well as specific and measurable performance objectives that will deliver quality service to OCFA and the public. • Employee probationary periods are often referred to as the last examination	No	No	HR	A comprehensive review of the FFT training and examination process as well as the probationary standards for firefighters was completed. With the onboarding of the new Organizational Development and Training Manager, work can begin on evaluating probationary		50%

Note: The page number referenced in the recommendation description refers to the location of the recommendation within the respective SLA report.

Percentage Completed Color Key:

- 0-33% Steps to carry out the recommendation are in early development.
- 34-67% The recommendation is currently being implemented.
- 68-100% Significant progress has been made towards the completion of the recommendation or recommendation has been fully implemented.

No.	Recommendation	# New Positions	New Cost Increase?	Responsible Dept/Bureau	Status / Results	Date Completed	% of Completion
	process. Much effort and resources are expended to create an eligible list for Fire Recruits, which annually, established to hire 100 new Fire Recruits. It is critical that *as soon as possible,* all new sworn and non-sworn probationary employees be evaluated on valid job-related standards. (pg. 20)				standards for non-sworn personnel.		
5.7	Develop a systematic method of identifying, evaluating, and addressing HR Department issues to minimize disruption in the Department when a crisis does arise. (pg. 20)	No	No	HR	Completed. Bi-weekly meetings take place with all HR Managers and the Assistant Chief/HR Director to discuss projects, issues, goals and objectives that may affect one or more of the divisions. This meeting includes resource identification and management, identifying	9/2021	100%

Note: The page number referenced in the recommendation description refers to the location of the recommendation within the respective SLA report.

Percentage Completed Color Key:

- 0-33% Steps to carry out the recommendation are in early development.
- 34-67% The recommendation is currently being implemented.
- 68-100% Significant progress has been made towards the completion of the recommendation or recommendation has been fully implemented.

No.	Recommendation	# New Positions	New Cost Increase?	Responsible Dept/Bureau	Status / Results	Date Completed	% of Completion
					project leads, and mapping out timelines and goals. These meetings ensure collaboration and minimizes redundant efforts. It also ensures consistent communication to the rest of the department.		
5.8	Determine the staffing necessary to meet HR service demands by assessing the level of service delivery desired and OCFA priorities. (pg. 20)	No	No	HR	A staffing model was developed that will address service delivery for the Department. This includes hiring the D&I Coordinate, one (1) Senior HR Analyst, and reclassification of two (2) HR Analyst. This staff plan was completed on December 3, 2021.	12/2021	100%

Note: The page number referenced in the recommendation description refers to the location of the recommendation within the respective SLA report.

5.9	Build trust and respect with employee associations through collaborative working relationships while ensuring transparency, Recommended actions include: • The ER Division should take the lead in re-establishing relationships with the employee associations after receiving staffing necessary to support this effort. • The Benefits Division should take the lead in developing an agency-wide philosophy and strategy for implementing a comprehensive classification and compensation plan. (pg. 20)	No	No	HR	Completed. All key leadership positions in the Human Resources Department are staffed. The Department continues to work on succession planning which includes cross training and professional development of Senior and Analyst level positions to ensure continuity of services.		100%
5.10	Re-initiate the study of the classification in the RM Division to create a professional career path. (pg. 20)	No	No	HR	Completed. The RM Division positions were evaluated. Recommendations to reclassify some positions and retitle others was adopted by the Board of Directors. The new organizational structure of the Divisions provides pathways to promotion for staff.	7/2021	100%
5.11	Hire a Behavioral Health professional to relieve the Risk Manager of directly	1	Yes	HR	Completed. HR onboarded the new Behavioral Health and Wellness Coordinator position		100%

Note: The page number referenced in the recommendation description refers to the location of the recommendation within the respective SLA report.

Percentage Completed Color Key:

- 0-33% Steps to carry out the recommendation are in early development.
- 34-67% The recommendation is currently being implemented.
- 68-100% Significant progress has been made towards the completion of the recommendation or recommendation has been fully implemented.

No.	Recommendation	# New Positions	New Cost Increase?	Responsible Dept/Bureau	Status / Results	Date Completed	% of Completion
	administering the program with safety personnel, under the direction of the Risk Manager. (pg. 20)				in 2022 and programs are all operational.		
5.12	Obtain security expertise for protecting facilities and provide the resources necessary to effectively perform the agency's security-related work. Transfer security responsibilities outside of HR. (pg. 21)	No	Yes	HR/Logistics	In progress. Based on the Threat and Vulnerability Assessment of the RFOTC campus prepared by Security Strategies International, and a Physical Security Assessment completed by the Orange County Intelligence Assessment Center (OCIAC), enhanced security services were recommended by the Ad-Hoc Security Committee. The upgrade/replacement of the RFOTC access control system is in process and in anticipated to be completed in FY 2023/24. Award of a replacement Physical Security		90%

Note: The page number referenced in the recommendation description refers to the location of the recommendation within the respective SLA report.

Percentage Completed Color Key:

- 0-33% Steps to carry out the recommendation are in early development.
- 34-67% The recommendation is currently being implemented.
- 68-100% Significant progress has been made towards the completion of the recommendation or recommendation has been fully implemented.

No.	Recommendation	# New Positions	New Cost Increase?	Responsible Dept/Bureau	Status / Results	Date Completed	% of Completion
					Services contract was approved by the Board of Directors at their January 25, 2024 meeting with transition to the replacement contract now in process and anticipated to be completed by June 2024.		
5.13	Develop specific and measurable performance objectives for employee performance standards. Prepare an annual HR Department performance report that highlights the Department's accomplishments for the year. (pg. 20)	No	No	HR	A Performance Evaluation Committee was formed with representatives from management and labor to review the employee performance evaluation tool. The focus is to ensure that the standards are measurable, specific, and reflective of the day-to-day duties of each position. The new Organizational Development and Training Manager will be responsible for evaluating performance management		80%

Note: The page number referenced in the recommendation description refers to the location of the recommendation within the respective SLA report.

Percentage Completed Color Key:

- 0-33% Steps to carry out the recommendation are in early development.
- 34-67% The recommendation is currently being implemented.
- 68-100% Significant progress has been made towards the completion of the recommendation or recommendation has been fully implemented.

No.	Recommendation	# New Positions	New Cost Increase?	Responsible Dept/Bureau	Status / Results	Date Completed	% of Completion
					tools for OCEA and OCFAMA units. A pilot roll out of the revised PER form will commence in January 2024.		
5.14	Develop an employee recognition program for the HR Department employees, which can be variable as to frequency and type rather than just one annual award. Recognize and celebrate smaller, significant accomplishment, anniversaries, etc. (pg. 20)	No	No	HR	Completed. The HR Teams holds quarterly all-hands staff meetings which highlight positive news in the department including accomplishments, work anniversaries and other celebratory news. In addition, the department holds small get-togethers to celebrate things like birthdays, births, and other life milestones of individual staff members.	9/2021	100%

Note: The page number referenced in the recommendation description refers to the location of the recommendation within the respective SLA report.

5.15	Create and implement a strategy for employing a workforce that reflects the community by: • Assessing the workforce and labor market to establish a geographic marketing area for recruiting. • Designing an aggressive outreach plan that can realistically attract quality and diverse job applicants. This work should be performed in collaboration with management and the employee associations. • Creating an outreach recruitment team dedicated to marketing the OCFA as an employer of choice. Funds will be needed to support the recruitment efforts, and employee volunteers will be needed to attend recruitment events. (pg. 22)	No	No	HR	Completed and ongoing. A 60-member Outreach and Recruitment Team was formed with focused recruitment efforts in several sectors including High School and College Athletics, Military, EMT/Paramedic Schools, Cadets, Handcrew, Professions/Non-Sworn. Under the leadership of a Battalion Chief, the team's recruitment efforts are in alignment with the Authority's mission to recruit and retain top talent.	5/2023	100%
5.16	Develop a strategy and process to increase the completion rate of employee performance evaluations. (pg. 23)	No	No	HR	Completed and ongoing. A HR staff member is responsible for running a regular query of outstanding performance evaluations monthly. For staff that are evaluated using NEOGOV, automatic emails are	12/2021	100%

Note: The page number referenced in the recommendation description refers to the location of the recommendation within the respective SLA report.

Percentage Completed Color Key:

- 0-33% Steps to carry out the recommendation are in early development.
- 34-67% The recommendation is currently being implemented.
- 68-100% Significant progress has been made towards the completion of the recommendation or recommendation has been fully implemented.

No.	Recommendation	# New Positions	New Cost Increase?	Responsible Dept/Bureau	Status / Results	Date Completed	% of Completion
					generated to remind supervisors and managers that evaluations are due.		
5.17	Research and develop a plan to expand the use of NEOGOV Perform for all OCFA employees, including new performance evaluation forms, and commit resources for additional staff, if required. (pg. 23)	No	No	HR	The Organizational Development and Training Manager will be responsible for evaluating performance management tools for OCEA and OCFAMA units. This will include an evaluation of using the NEOGOV perform module for Professional staff and Chief Officers Associations.		70%
5.18	Develop a required employee performance evaluation training course for supervisors and managers, teaching supervisors and managers how to properly complete the performance evaluation and effectively	No	No	HR	A Performance Management module is part of each Academy Curriculum for Company Officers. Additional training resources were identified, and a webinar course was made available to all Chiefs, Supervisors and	2/2022	100%

Note: The page number referenced in the recommendation description refers to the location of the recommendation within the respective SLA report.

Percentage Completed Color Key:

- 0-33% Steps to carry out the recommendation are in early development.
- 34-67% The recommendation is currently being implemented.
- 68-100% Significant progress has been made towards the completion of the recommendation or recommendation has been fully implemented.

No.	Recommendation	# New Positions	New Cost Increase?	Responsible Dept/Bureau	Status / Results	Date Completed	% of Completion
	communicate the ratings in the performance evaluation. (pg. 23)				Managers on writing performance evaluations (February 2022) This online option will be deployed annually as a refresher. In person options for training will continue to be evaluated as COVID restrictions are lifted.		
5.19	Develop accountability for completion of performance evaluations through the creation of a job performance standard for supervisors. Include the completion of performance evaluations as a factor in determining merit salary increases for supervisors. (pg. 24)	No	No	HR	A regular report is generated and distributed to chain of command on overdue performance evaluations. Automatic notifications are generated to field supervisors when evaluations/merit increases are due. HR has put into place measure to track extensions of probations tied to performance, leaves of absences, or worker's compensation injuries.		75%

Note: The page number referenced in the recommendation description refers to the location of the recommendation within the respective SLA report.

5.20	Demonstrate strong commitment to the mission and vision of the HR Department by: • Strengthening the HR Department's inclusion in major OCFA decisions. • Planning new OCFA programs or assignments in collaboration with the HR Department to minimize the time the HR Department spends operating in a reactionary mode. • Allowing the HR Department to operate within agency policies and values without interference outside of the chain of command and labor relations discussions. • Relying on the HR Department to provide sound and credible advice. (pg. 26)	No	No	HR	Completed. HR Department staff are key stakeholders in committees engaged in evaluated OCFA operations including the Training and Promotions JLM, Personnel Evaluations Committee,	9/2021	100%
5.21	Consider studying the transfer of major and sensitive alleged employee misconduct investigations from the Employee Relations Division to a new and separate unit that is accountable to and reports	No	No	HR	Completed. Under the direction of the Assistant Chief/Human Resources Director, major or sensitive alleged employee misconduct investigations may be conducted by an independent 3rd-party investigator to mitigate any conflicts and	9/2021	100%

Note: The page number referenced in the recommendation description refers to the location of the recommendation within the respective SLA report.

Percentage Completed Color Key:

- 0-33% Steps to carry out the recommendation are in early development.
- 34-67% The recommendation is currently being implemented.
- 68-100% Significant progress has been made towards the completion of the recommendation or recommendation has been fully implemented.

No.	Recommendation	# New Positions	New Cost Increase?	Responsible Dept/Bureau	Status / Results	Date Completed	% of Completion
	directly to the Fire Chief or a Deputy Chief. (pg. 26)				ensure a fair an unbiased investigation. The Assistant Chief/Human Resources Director reports to the Deputy Chief/Administration and Support Bureau		
5.22	Reinstitute the Organization Development Division and place it under the HR Department. Allow the Division to: • Perform a thorough study of the OCFA's professional training needs and desires. (pg. 27) • Develop a comprehensive training program that supports employee professional development, leadership development, and succession planning. (pg. 27)	No	No	HR	The Training Division under the direction of the Assistant Chief/EMS oversees training and preparation for safety promotions. For non-safety personnel, funds have been set aside for the development of a leadership development program for managers, supervisors and front-line employees. The Department is in the process of recruiting for the Organizational Development and Training Manager who will oversee programs for professional staff.		75%

Note: The page number referenced in the recommendation description refers to the location of the recommendation within the respective SLA report.

ORANGE COUNTY FIRE AUTHORITY
Organizational Service Level Assessments
Recommendations Status Report – May 2024

Percentage Completed Color Key:

- 0-33% Steps to carry out the recommendation are in early development.
- 34-67% The recommendation is currently being implemented.
- 68-100% Significant progress has been made towards the completion of the recommendation or recommendation has been fully implemented.

No.	Recommendation	# New Positions	New Cost Increase?	Responsible Dept/Bureau	Status / Results	Date Completed	% of Completion
5.23	Work with the IT Division within the Logistics Department to develop enhanced protection of employee personnel files so that data can be shared with Risk Management and third-party secure sites to complete required reports in a timely manner. (pg. 28)	No	No	HR/Logistics	Discussions have started to evaluate the use of LaserFiche Document Management System as a secure method for storing personnel files. This would allow for secure access by all HR divisions. IT is prepared to support HR/Risk Management with implementation.		40%
5.24	Research and implement an automated signature program that will electronically send documents under a secure system to internal parties required to sign any document. (pg. 28)	No	No	HR/Logistics/Business Services	Both the Purchasing Division and the Finance Divisions have been implementing workflow processes in collaboration with IT. This includes automating the Purchase Requisition and the Accounts Payable invoice approval processes. The Clerk's Office is exploring the possibility to expand the workflow and approval processes to incorporate		75%

Note: The page number referenced in the recommendation description refers to the location of the recommendation within the respective SLA report.

Percentage Completed Color Key:

- 0-33% Steps to carry out the recommendation are in early development.
- 34-67% The recommendation is currently being implemented.
- 68-100% Significant progress has been made towards the completion of the recommendation or recommendation has been fully implemented.

No.	Recommendation	# New Positions	New Cost Increase?	Responsible Dept/Bureau	Status / Results	Date Completed	% of Completion
					contracts/agreements. IT is prepared to support the Clerk/HR/Risk Management with implementation.		
5.25	Support the July 2019 implementation of electronic employee time sheets for non-safety personnel. (pg. 28)	No	No	HR/Business Services	Business Services is implementing a program that would allow for digital entry of time and electronic approvals. The Finance Division and two Human Resources divisions have transition to electronic timesheets. Staff is currently piloting electronic time sheets in ECC and will continue to phase in all other non-safety departments by Spring of 2024. Human Resources successfully migrated two divisions to electronic time sheets with deployment planned for the whole department.		75%

Note: The page number referenced in the recommendation description refers to the location of the recommendation within the respective SLA report.

Percentage Completed Color Key:

- 0-33% Steps to carry out the recommendation are in early development.
- 34-67% The recommendation is currently being implemented.
- 68-100% Significant progress has been made towards the completion of the recommendation or recommendation has been fully implemented.

No.	Recommendation	# New Positions	New Cost Increase?	Responsible Dept/Bureau	Status / Results	Date Completed	% of Completion
5.26	Study the feasibility of providing exam raters with tablet computers (e.g., iPads) to record exam performance, leading directly to more effectively tabulating scores and retaining examinations records. (pg. 28)	No	No	HR	Completed. iPads are used on a case-by-case basis. We have utilized "iPads" for use during oral interviews and the reviews are mixed. For large scale recruitment (FF), raters prefer the paper copy method as during these interviews candidates are asked to submit additional information and paper score sheets and additional candidate material is easier for multiple interview panels to maintain. Since allowing for Zoom interviews, raters who are participating in Zoom interviews while off site have utilized electronic material with some success. Issues are typically with the rater's ability to utilize	9/2021	100%

Note: The page number referenced in the recommendation description refers to the location of the recommendation within the respective SLA report.

Percentage Completed Color Key:

- 0-33% Steps to carry out the recommendation are in early development.
- 34-67% The recommendation is currently being implemented.
- 68-100% Significant progress has been made towards the completion of the recommendation or recommendation has been fully implemented.

No.	Recommendation	# New Positions	New Cost Increase?	Responsible Dept/Bureau	Status / Results	Date Completed	% of Completion
					electronic technology and in some cases inability to access documents (applications and rating sheets). We have found some success in utilizing electronic testing for candidates and we will continue to utilize when appropriate as the electronic testing has become more prevalent		
5.27	Revise the office configuration to house the HR Director within the HR Department. (pg. 29)	No	No	HR	Completed. It was determined that the HR Director would continue to be housed in the Executive Offices to facilitate necessary collaboration and communication with the other Executive Managers.	9/2021	N/A

Note: The page number referenced in the recommendation description refers to the location of the recommendation within the respective SLA report.

ORANGE COUNTY FIRE AUTHORITY
Organizational Service Level Assessments
Recommendations Status Report – May 2024

Percentage Completed Color Key:

- 0-33% Steps to carry out the recommendation are in early development.
- 34-67% The recommendation is currently being implemented.
- 68-100% Significant progress has been made towards the completion of the recommendation or recommendation has been fully implemented.

No.	Recommendation	# New Positions	New Cost Increase?	Responsible Dept/Bureau	Status / Results	Date Completed	% of Completion
Executive Management Service Level Assessment							
6.1	Executive-level coaching by experienced members of an outside consultant with executive-level experience is needed. Team-building exercises and off-site workshops are very valuable in filling the gaps and building trust between Executive Management Team members. (pg. 11)	No	No	EM	Completed. At the time of this review, the Executive Team had been experiencing turnover among team members and was in the process of rebuilding. Bob Roper (former Fire Chief with executive level experience) was retained for development and coaching services. The team has now established stable processes with (1) recurring weekly meetings among the Deputy Chiefs and Fire Chief; (2) weekly meetings of the full Executive Management Team; (3) monthly offsite lunches for the Executive Team; and (4) monthly expanded meetings to include all Executive	1/2021	100%

Note: The page number referenced in the recommendation description refers to the location of the recommendation within the respective SLA report.

Percentage Completed Color Key:

- 0-33% Steps to carry out the recommendation are in early development.
- 34-67% The recommendation is currently being implemented.
- 68-100% Significant progress has been made towards the completion of the recommendation or recommendation has been fully implemented.

No.	Recommendation	# New Positions	New Cost Increase?	Responsible Dept/Bureau	Status / Results	Date Completed	% of Completion
					Management and the Division Chiefs.		
6.2	Continue to work on team-building practices and strengthen communication avenues through Executive Management Team members. Consider building a Team interaction agreement to maintain a culture of unified communication and decision-making processes. (pg. 12)	No	No	EM	Completed. See 6.1 above	1/2021	100%
6.3	Continue to recruit, train, and hire qualified Public Information Officers (PIOs) who will handle routine and emergency communications for OCFA. Ensure there is a qualified pool of PIOs to spread the commitment and reduce burnout. (pg. 12)	No	No	EM/Corporate Communications	Completed. Effective January 2020, PIO staffing was materially modified and enhanced to transition from a single 40-hour workweek PIO, to three shift PIOs for coverage 24-hours per day, 7 days per week. In addition, a pool of relief PIOs are available to	1/2020	100%

Note: The page number referenced in the recommendation description refers to the location of the recommendation within the respective SLA report.

Percentage Completed Color Key:

- 0-33% Steps to carry out the recommendation are in early development.
- 34-67% The recommendation is currently being implemented.
- 68-100% Significant progress has been made towards the completion of the recommendation or recommendation has been fully implemented.

No.	Recommendation	# New Positions	New Cost Increase?	Responsible Dept/Bureau	Status / Results	Date Completed	% of Completion
					provide relief for the three shift PIOs when needed.		
6.4	Where appropriate, include the Fire Marshal and other non-field operations managers in executive-level policy change discussions and encourage the Field Operations Assistant Chief and Fire Marshal / Assistant Chief to regularly meet. (pg. 12)	No	No	EM/Community Risk	Completed. The Fire Marshal participates in weekly Executive Team meetings, which are also attended by the Operations Assistant Chief for mutual vetting of potential policy or process changes impacting both departments.	1/2020	100%
6.5	Consider holding the Executive Leadership Team meeting every two weeks. (pg. 13)	No	No	EM	Completed. See 6.1 above	1/2021	100%
6.6	Develop a process by which non-time-sensitive executive-level issues are vetted through affected Executive Management Team members (pg. 13)	No	No	EM	Completed. See 6.1 above	1/2021	100%

Note: The page number referenced in the recommendation description refers to the location of the recommendation within the respective SLA report.

ORANGE COUNTY FIRE AUTHORITY
Organizational Service Level Assessments
Recommendations Status Report – May 2024

Percentage Completed Color Key:

- 0-33% Steps to carry out the recommendation are in early development.
- 34-67% The recommendation is currently being implemented.
- 68-100% Significant progress has been made towards the completion of the recommendation or recommendation has been fully implemented.

No.	Recommendation	# New Positions	New Cost Increase?	Responsible Dept/Bureau	Status / Results	Date Completed	% of Completion
6.7	Create a Strategic Planning team/process/unit to provide planning expertise and establish sound planning practices throughout the organization. (pg. 13)	No	Yes	EM	Pending future financial feasibility and prioritization. As part of the proposed spending plan for overhead contributions that OCFA would receive if the City of Fullerton joins OCFA, staff proposed the addition of a Strategic Planning Battalion Chief to facilitate the creation of this unit, and to lead ongoing strategic planning work for OCFA.		30%

Note: The page number referenced in the recommendation description refers to the location of the recommendation within the respective SLA report.

ORANGE COUNTY FIRE AUTHORITY
Organizational Service Level Assessments
Recommendations Status Report – May 2024

Percentage Completed Color Key:

- 0-33% Steps to carry out the recommendation are in early development.
- 34-67% The recommendation is currently being implemented.
- 68-100% Significant progress has been made towards the completion of the recommendation or recommendation has been fully implemented.

No.	Recommendation	# New Positions	New Cost Increase?	Responsible Dept/Bureau	Status / Results	Date Completed	% of Completion
Business Services Service Level Assessment							
7.1	Conduct an externally facilitated team building and goals and objectives development session to improve Department cohesiveness, communication, and morale.	No	Yes	BSD	Completed and on-going with two BSD Team Building Events per calendar year. Currently being implemented with internal resources. Two Department Wide team building events have taken place in the 2022 and 2023 calendar years. Two Department Wide team building events have been scheduled for 2024. The annual Goals and direction for the Business Services Department are shared as part of the Division Quarterly Update meetings.	10/2023	100%
7.2	Implement team-wide meeting schedules throughout the Department, involving division	No	No	BSD	Completed. Assistant Chief has Bi-weekly one on one meetings with Division Managers, bi-weekly Division Manager Team	1/2022	100%

Note: The page number referenced in the recommendation description refers to the location of the recommendation within the respective SLA report.

Percentage Completed Color Key:

- 0-33% Steps to carry out the recommendation are in early development.
- 34-67% The recommendation is currently being implemented.
- 68-100% Significant progress has been made towards the completion of the recommendation or recommendation has been fully implemented.

No.	Recommendation	# New Positions	New Cost Increase?	Responsible Dept/Bureau	Status / Results	Date Completed	% of Completion
	management and team members to maximize communication effectiveness. This would include establishing set times during the week or month so employees can plan around existing work schedules.				meetings, quarterly Division meetings, and bi-yearly Department all hands team building events. Division Managers conduct bi-weekly meetings with Managers and Managers conduct meetings with staff.		
7.3	A Department second-in-command should be identified to ensure business continuity if the Assistant Chief cannot be reached to provide direction (while out of the office, on vacation, sick, etc.). This recommendation relates to the assignment of an existing management staff member to this responsibility. This responsibility could also be rotated between the	No	No	BSD	Completed and efforts will be ongoing. Assistant Chief assigns a Division Manager to provide direction when out of the office. This is assigned on a rotational to encourage succession planning.	9/2021	100%

Note: The page number referenced in the recommendation description refers to the location of the recommendation within the respective SLA report.

Percentage Completed Color Key:

- 0-33% Steps to carry out the recommendation are in early development.
- 34-67% The recommendation is currently being implemented.
- 68-100% Significant progress has been made towards the completion of the recommendation or recommendation has been fully implemented.

No.	Recommendation	# New Positions	New Cost Increase?	Responsible Dept/Bureau	Status / Results	Date Completed	% of Completion
	applicable management staff to assist in succession development.						
7.4	Expand performance measures to include measures specific to all sections of the department.	No	No	BSD	Performance metrics are maintained for each Division and updated as part of the Budget Development process.		100%
7.5	Build a more supportive, integrated, recognized, and valued business services unit by: 1. Acknowledging staff concerns and issued when they are raised. 2. Using scheduled Department meetings and one-on-ones to engage staff in problem solving, including concerns and issues raised as well as on OCFA-wide	No	No	BSD	Completed and ongoing. Discussions during Division Manager one-on-one meetings, Division Manager all hands meetings, quarterly all hands Division meetings include the review of Department goals, upcoming large-scale projects, morale, productivity, and performance. Meetings include the opportunity to share and address openly any issues impacting staff and potential resolutions. Meetings also provide all employees an		100%

Percentage Completed Color Key:

- 0-33% Steps to carry out the recommendation are in early development.
- 34-67% The recommendation is currently being implemented.
- 68-100% Significant progress has been made towards the completion of the recommendation or recommendation has been fully implemented.

No.	Recommendation	# New Positions	New Cost Increase?	Responsible Dept/Bureau	Status / Results	Date Completed	% of Completion
	issues to which the Department can be of service internally. 3. Combining listening and problem-solving components into team building efforts, allowing Department members to be engaged in solutions for business operations issues including those that may touch on improving services to other OCFA departments and services.				opportunity to share ideas, process improvements, and demonstrate that our employees are valued. Two Departmentwide Team Building events have taken place in 2022 and 2023		
7.6	The fee waiver/revision policy should be amended to set parameters for oversight when it is within policy to	No	No	BSD	Completed. Staff reviewed the policy based on Citygate's recommendation and	11/2021	100%

Note: The page number referenced in the recommendation description refers to the location of the recommendation within the respective SLA report.

Percentage Completed Color Key:

- 0-33% Steps to carry out the recommendation are in early development.
- 34-67% The recommendation is currently being implemented.
- 68-100% Significant progress has been made towards the completion of the recommendation or recommendation has been fully implemented.

No.	Recommendation	# New Positions	New Cost Increase?	Responsible Dept/Bureau	Status / Results	Date Completed	% of Completion
	waive or revise the collections fees.				determined the policy is working as intended.		
7.7	Update the CAL-Card policy to ensure effective allocation procedures and more specifically identified disciplinary consequences of CAL-Card misuse.	No	No	BSD	In progress. Travel and Business Expense SOP update in progress. Travel SOP committee anticipates having a draft for review by May 2024. Anticipated effective date of the updated SOP will be 7/1/2024. After the Travel and Business Expense SOP changes have been made, Purchasing will update the CALCard SOP.		80%
7.8	Complete the current review of CAL-Cards use history and necessity for current cardholders to determine if all cards distributed are necessary.	No	No	BSD	Complete. Staff has implemented routine audits of cardholders to continually ensure all cards currently distributed are necessary.	4/2022	100%
7.9	Consolidate the various fund balance policies into a single policy to minimize confusion.	No	No	BSD	Staff evaluated the recommendation and will continue to maintain separate	5/2023	100%

Note: The page number referenced in the recommendation description refers to the location of the recommendation within the respective SLA report.

Percentage Completed Color Key:

- 0-33% Steps to carry out the recommendation are in early development.
- 34-67% The recommendation is currently being implemented.
- 68-100% Significant progress has been made towards the completion of the recommendation or recommendation has been fully implemented.

No.	Recommendation	# New Positions	New Cost Increase?	Responsible Dept/Bureau	Status / Results	Date Completed	% of Completion
					fund balance policies and list them in a centralized location such as the budget book.		
7.10	Establish a process to randomly test the adherence to policies within the Department.	No	No	BSD	In progress. While existing random tests already exist, staff are developing additional methods to test internal policies prior to the external audit.		60%
7.11	Ensure timely reporting of fraud items and disposition to the appropriate body as required by the fraud hotline program.	No	No	BSD/HR	Responsibility of the fraud hotline lies with the Human Resources Department. Treasury Procedures were revised in 2021 to include additional reporting on banking related fraud items. Staff drafted a conceptual fraud policy to augment the current fraud hotline. Conceptual policy is on hold due to departure of Finance Division Manager.	2021	100%

Note: The page number referenced in the recommendation description refers to the location of the recommendation within the respective SLA report.

ORANGE COUNTY FIRE AUTHORITY
Organizational Service Level Assessments
Recommendations Status Report – May 2024

Percentage Completed Color Key:

- 0-33% Steps to carry out the recommendation are in early development.
- 34-67% The recommendation is currently being implemented.
- 68-100% Significant progress has been made towards the completion of the recommendation or recommendation has been fully implemented.

No.	Recommendation	# New Positions	New Cost Increase?	Responsible Dept/Bureau	Status / Results	Date Completed	% of Completion
7.12	Explore expanding the processing time for payroll after the end of the pay period to reduce need for staff duplication of effort to correct errors.	No	No	BSD	Prepared MOU language to expand payroll processing times and tentatively scheduled for a 2024 implementation. Date changed approved by all labor groups.	7/2023	100%
7.13	Complete the current review for expansion of the processing time for accounts payable to three days prior to the processing of accounts payable checks.	No	No	BSD	Reviewed and updated policy have been completed in 2021. Additionally, the AP deadline calendar was further updated to provide staff a full two weeks to review. New calendar released October 2023.	11/2021	100%
7.14	Continue to work with the Human Resources Department to formalize roles and responsibilities between two departments to eliminate duplication of effort related to payroll and Human Resources employee service.	No	No	BSD/HR	Payroll and HR benefits meet on a recurring 2-week basis to discuss processes, coordinate upcoming projects, resolve issues, improve communication and reduce duplication of effort.	7/2023	100%

Note: The page number referenced in the recommendation description refers to the location of the recommendation within the respective SLA report.

ORANGE COUNTY FIRE AUTHORITY
Organizational Service Level Assessments
Recommendations Status Report – May 2024

Percentage Completed Color Key:

- 0-33% Steps to carry out the recommendation are in early development.
- 34-67% The recommendation is currently being implemented.
- 68-100% Significant progress has been made towards the completion of the recommendation or recommendation has been fully implemented.

No.	Recommendation	# New Positions	New Cost Increase?	Responsible Dept/Bureau	Status / Results	Date Completed	% of Completion
7.15	Develop a procedure to standardize billing information input.	No	No	BSD	Initiated discussion with CRR as this will be addressed via the implementation of the new ORION, CRR RMS System.		70%
7.16	Determination should be made as to the Information Technology Department staff's understanding of the source code relating to the current staffing and timekeeping systems. Training should be conducted, as necessary, to ensure the systems have multiple levels of support to ensure that, in the case of a major system failure, payroll operations can continue.	No	No	Logistics/BSD	IT has documented the source code. Furthermore, IT, BSD and Operations/Staffing conducted a staffing needs assessments with Gartner LLC. The assessment was finalized in November 2023.		100%
7.17	Automate procurement and accounts payable processes within the two separate purchasing and accounts	No	No	BSD	Purchasing component completed. Continue to evaluate workflows and		100% 75%

Note: The page number referenced in the recommendation description refers to the location of the recommendation within the respective SLA report.

Percentage Completed Color Key:

- 0-33% Steps to carry out the recommendation are in early development.
- 34-67% The recommendation is currently being implemented.
- 68-100% Significant progress has been made towards the completion of the recommendation or recommendation has been fully implemented.

No.	Recommendation	# New Positions	New Cost Increase?	Responsible Dept/Bureau	Status / Results	Date Completed	% of Completion
	payable functions. The current project relating to the use of the Laserfiche program in the accounts payable function should be revisited to ensure it meets the needs of OCFA.				process for new automation technology. Finance initiated pilot testing in December 2022. Testing of vendor modifications is currently in progress. Staff is attending Laserfiche conference 4/22-4/25/2024 to begin the process of implementation. AP will have an additional staff member effective 1/1/2025 to enable them to have time to begin reviewing current processes. Purchasing and Finance Division Managers agree to bring the staff together to meet regularly.		
7.18	Repeat training on the Banner system for all applicable staff. This training	No	TBD	BSD	Currently, training is provided on an as needed basis for new and existing employees. Desk		80%

Note: The page number referenced in the recommendation description refers to the location of the recommendation within the respective SLA report.

Percentage Completed Color Key:

- 0-33% Steps to carry out the recommendation are in early development.
- 34-67% The recommendation is currently being implemented.
- 68-100% Significant progress has been made towards the completion of the recommendation or recommendation has been fully implemented.

No.	Recommendation	# New Positions	New Cost Increase?	Responsible Dept/Bureau	Status / Results	Date Completed	% of Completion
	should include instruction on the modules available on the most recent upgrade of the Banner system.				procedures are being reviewed and updated to reflect application updates. Banner training will be implemented for both Finance and HR.		
7.19	Explore options for implementation of a fully integrated Enterprise Resource Planning system that meets the needs of the Department and OCFA. This would provide the best solution to not only address workload issues caused by the numerous workarounds currently used but would also increase staff efficiency while providing other positives to benefit the organization such as strengthening internal controls, improving policies and procedures, providing	No	No	BSD	Funding for the new ERP is included in the 2022-23, 5-year CIP. The BSD and IT staff participated in a GFOA hosted ERP implementation training on 10/31/2022. BSD and IT have partnered to conduct a needs assessment of the staffing system in anticipation of a new ERP system. The staffing needs assessment was completed in November 2023. The addition of two IT positions is proposed with the FY2024/25 budget including one PMO/Project Management (Sr. Management		50%

Note: The page number referenced in the recommendation description refers to the location of the recommendation within the respective SLA report.

Percentage Completed Color Key:

- 0-33% Steps to carry out the recommendation are in early development.
- 34-67% The recommendation is currently being implemented.
- 68-100% Significant progress has been made towards the completion of the recommendation or recommendation has been fully implemented.

No.	Recommendation	# New Positions	New Cost Increase?	Responsible Dept/Bureau	Status / Results	Date Completed	% of Completion
	comprehensive training programs for staff, increasing staff morale, and reducing overtime to minimize staff burnout.				Analyst) and one Cyber Security Analyst (Sr. IT Analyst).		
7.20	Review the Departments system's support capabilities in the Information Technology Department to ensure they are adequate.	No	No	BSD/Logistics	See above responses to recommendations 7.16, 7.19 for Timekeeping and Staffing application support. ERP funding now included in 5-Year CIP. Staffing needs assessment was finalized in November 2023.		75%
7.21	Department management should continue to work with the Human Resources Department to develop formal professional development and training programs. Once developed, the programs should be presented to Department	No	No	BSD/HR	This is tied to HR 5.22 and the addition of a new Organizational and Development Training Coordinator. HR is developing organization wide training that is applicable to the BSD. BSD staff have attended Situational Leadership training, Women in		75%

Note: The page number referenced in the recommendation description refers to the location of the recommendation within the respective SLA report.

Percentage Completed Color Key:

- 0-33% Steps to carry out the recommendation are in early development.
- 34-67% The recommendation is currently being implemented.
- 68-100% Significant progress has been made towards the completion of the recommendation or recommendation has been fully implemented.

No.	Recommendation	# New Positions	New Cost Increase?	Responsible Dept/Bureau	Status / Results	Date Completed	% of Completion
	staff for feedback and revised as appropriate.				the Fire Service conference, and have signed up for Courageous Conversations training. These training and development opportunities are in addition to technical and professional organizational training and conferences BSD staff attends. Weekly HR/Payroll/GA meetings have been established on Tuesdays at 0930 to discuss current and future issues that need to be addressed. HR is currently recruiting for a HR Benefits Manager and anticipate this weekly meeting to continue with the new Manager in place. Banner training will be implemented for both Finance and HR (Orgs have agreed to		

Note: The page number referenced in the recommendation description refers to the location of the recommendation within the respective SLA report.

Percentage Completed Color Key:

- 0-33% Steps to carry out the recommendation are in early development.
- 34-67% The recommendation is currently being implemented.
- 68-100% Significant progress has been made towards the completion of the recommendation or recommendation has been fully implemented.

No.	Recommendation	# New Positions	New Cost Increase?	Responsible Dept/Bureau	Status / Results	Date Completed	% of Completion
					split the cost). Staff can then learn together further strengthening the ties. Finance plans to work with HR on future training as well.		
Community Risk Reduction Service Level Assessment							
8.1	Consider reorganization of the Planning and Development New Construction Section to provide a better ratio or supervisors to subordinates.	No	No	EM/CRR	Reviewed recommendation to better the supervisor to subordinate ratio. New tiering plan has been implemented.	3/2022	100%
8.2	Develop clear performance goals for the Wildland Pre-Fire Management Division Planning Section.	No	No	CRR	Short term goals have been identified and completed. Long term goals are under development.	3/2022	100%
8.3	Collaborate with all OCFA member jurisdictions to ensure early CRR involvement in all development discussions to	No	No	CRR	Liaison team members are assigned to all partner agency Planning Departments to improve collaboration efforts.	3/2022	100%

Note: The page number referenced in the recommendation description refers to the location of the recommendation within the respective SLA report.

Percentage Completed Color Key:

- 0-33% Steps to carry out the recommendation are in early development.
- 34-67% The recommendation is currently being implemented.
- 68-100% Significant progress has been made towards the completion of the recommendation or recommendation has been fully implemented.

No.	Recommendation	# New Positions	New Cost Increase?	Responsible Dept/Bureau	Status / Results	Date Completed	% of Completion
	provide early awareness of any CRR concerns or prospective conditions.						
8.4	Consider assigning all Environmental Impact Report reviews to a single Planning and Development Section position, with appropriate redundant capacity and skill to ensure consistency of review and response.	No	No	CRR	Training underway to transfer EIR responsibilities to newly recruited CRR Business Analyst.		50%
8.5	Consider adding appropriate internal analyst-level capacity to manage implementation, training, and ongoing overall Orion program coordination and Department-wide data analysis.	No	No	CRR	Completed. Reclassification of three Management Assistants to Business Analyst utilizing funds from a vacant position. Cost neutral.	3/2022	100%
8.6	Consider providing additional critical IT/GIS support capacity for the CRR Department.	TBD	TBD	CRR/Logistics	GIS has expanded its support footprint with CRR by developing multiple applications including Field		95%

Note: The page number referenced in the recommendation description refers to the location of the recommendation within the respective SLA report.

Percentage Completed Color Key:

- 0-33% Steps to carry out the recommendation are in early development.
- 34-67% The recommendation is currently being implemented.
- 68-100% Significant progress has been made towards the completion of the recommendation or recommendation has been fully implemented.

No.	Recommendation	# New Positions	New Cost Increase?	Responsible Dept/Bureau	Status / Results	Date Completed	% of Completion
					Maps/PFS, LRA Defensible Space Inspections and Power Poles Inspections collector apps. ORION CRR RMS system is including a GIS mapping component to improve CRR visibility and inspection		
8.7	Provide appropriate internal CRR capacity to provide overall planning and coordination of all Department training.	No	No	EM/CRR	Completed. Recruited an Assistant Fire Marshal to create and facilitate an annual training program. Funding was already budgeted.	3/2022	100%
8.8	Provide 6.6 to 13.25 additional estimated FTE staffing capacity as funding permits to resolve identified staffing capacity gaps and single points of failure.	6.6 to 13.25	Yes	EM/CRR	Pending future financial feasibility and prioritization.	3/2022	100%
8.9	Conduct an updated fee study in 2022.	No	No	CRR/BSD	Completed. Updated fees were approved by the Board of Directors at the April 28, 2022 meeting.	4/2022	100%

Note: The page number referenced in the recommendation description refers to the location of the recommendation within the respective SLA report.

Orange County Fire Authority

AGENDA STAFF REPORT

Budget & Finance Committee Meeting
May 8, 2024

Agenda Item No. 3A
Discussion Calendar

Review of the Fiscal Year 2024/25 Proposed Budget

Contact(s) for Further Information

Lori Zeller, Deputy Chief Administration & Support Bureau	lorizeller@ocfa.org	714.573.6020
Robert C. Cortez, Assistant Chief Business Services Department	robertcortez@ocfa.org	714.573.6012
Jim Slobojan, Assistant Treasurer	jamesslobojan@ocfa.org	714.573.6305

Summary

This item presents the Fiscal Year 2024/25 Proposed General Fund and Capital Improvement Program (CIP) Budget for review by the Budget and Finance Committee.

Prior Board/Committee Action

The CIP Ad Hoc Committee reviewed the Proposed CIP Budget with staff on April 10, 2024, and provided support for moving the CIP Budget forward to the Budget and Finance Committee and Board of Directors for approval.

The City Managers' Budget and Finance Committee reviewed the FY 2024/25 Proposed Budget with staff on April 16, 2024 and recommended that the OCFA Budget and Finance Committee and Board of Directors adopt the FY 2024/25 Budget, as submitted.

RECOMMENDED ACTION(S)

Review the proposed agenda item and direct staff to place the item on the agenda for the Board of Directors meeting of May 23, 2024, with the Budget and Finance Committee's recommendation that the Board of Directors take the following actions:

1. Conduct a Public Hearing.
2. Adopt the FY 2024/25 Proposed Budget as submitted.
3. Adopt the resolution entitled A RESOLUTION OF THE ORANGE COUNTY FIRE AUTHORITY BOARD OF DIRECTORS ADOPTING AND APPROVING THE APPROPRIATIONS BUDGET FOR THE ORANGE COUNTY FIRE AUTHORITY FOR FISCAL YEAR 2024/25.
4. Approve and authorize the temporary transfer of up to $90 million from the Fund 190 Workers' Compensation Reserve Fund to the General Fund 121 to cover a projected temporary cash flow shortfall for FY 2024/25.
5. Approve and authorize the repayment of $90 million borrowed funds from Fund 121 to Fund 190 along with interest when General Fund revenues become available in FY 2024/25.
6. Approve changes to the Master Position Control list to unfreeze, reclassify and/or add 21 positions as detailed in Attachment 3.
7. Approve transfers from the General Fund 121 to CIP Funds and Settlement Agreement Fund totaling $48,805,108.

Impact to Cities/County

The FY 2024/25 Proposed Budget results in increases to cash contract cities' base service charges ranging from 4.06% to 4.10%. Total increases for cash contract cities vary, based on selected cities impacted by 4th position phase-in costs such as the cities of Buena Park, San Clemente, and Tustin and varying recapture banks. The dollar impacts by cash contract city are referenced in the Revenue section of the attached budget book on page 31.

Fiscal Impact

See attached FY 2024/25 Proposed Budget.

Background

We are pleased to present the FY 2024/25 Proposed Budget for your review and consideration. As required by the Fiscal Health Plan and Financial Stability Budget Policy, this proposed General Fund budget meets our policy reserve requirements and is balanced for FY 2024/25 and for all five years of the five-year forecast. Transfers from the General Fund to the CIP Funds and Settlement Agreement Fund are reflected in the proposed budget. The Fiscal Year 2024/25 Proposed Budget includes 1,594 funded positions with the following position changes:

- Unfreeze 1 Administrative Fire Captain to assist in providing oversight for Division 4 cities and county unincorporated areas as well as the Chaplain, Cadet, and Reserve Firefighter programs.
- Add 3 Firefighter/Paramedics for an additional post position to convert an existing Paramedic Assessment Unit Engine into an Advanced Life Support Paramedic Engine.
- Add 1 Fire Pilot, 1 Fire Captain, and 3 Firefighter/Paramedics to convert a second OCFA helicopter to 24-hour shift staffing.
- Add 1 Dispatcher position to help address increasing 911 call volume.
- Add 1 Fleet Supervisor, 2 Heavy Equipment Technicians, 1 Facilities Maintenance Manager, 1 Facilities Specialist, 1 Sr. Management Analyst, 1 Sr. IT Analyst, and reclass 1 Communications Installer to a Communications Technician to support the Logistics Department workload.
- Add 1 Accounting Support Specialist and 1 Buyer to support the Business Services Department workload.
- Add 1 Human Resources Analyst to assist in managing Workers' Compensation program claims.
- Add 1 Public Relation Specialist to assist with the Public Information Office workload.

This budget provides a broad array of support to continue enhanced services to OCFA's jurisdictions.

Attachment(s)

1. Proposed Resolution
2. FY 2024/25 Proposed Budget
3. Master Position Control Changes

RESOLUTION NO. 2024-XX

A RESOLUTION OF THE ORANGE COUNTY FIRE AUTHORITY BOARD OF DIRECTORS ADOPTING AND APPROVING THE APPROPRIATIONS BUDGET FOR THE ORANGE COUNTY FIRE AUTHORITY FOR FISCAL YEAR 2024/25

THE ORANGE COUNTY FIRE AUTHORITY BOARD OF DIRECTORS DOES HEREBY RESOLVE AS FOLLOWS:

The appropriations budget for the Orange County Fire Authority for Fiscal Year 2024/25 is approved and adopted by the Board of Directors as follows:

General Fund Operating Appropriations	
Salary and Employee Benefits	$442,853,979
Retiree Medical Pay-down to OCERS	$21,814,115
Services and Supplies (including one-time)	$51,129,568
Capital Outlay	$275,927
Total Operating Appropriations	$516,073,589
Operating Transfers-out of General Funds	
To CIP Fund(s) and Settlement Agreement Fund	$48,805,108
Other Funds Appropriations	
Fund 12110 – General Fund CIP	$26,079,200
Fund 123 – Fire Stations and Facilities	$2,050,000
Fund 124 – Communications and Info. Systems	$500,000
Fund 133 – Fire Apparatus	$22,719,880
Fund 139 – Settlement Agreement	$668,000
Fund 190 – Self-Insurance Fund	$32,235,643
Total Other Funds Appropriations	$84,252,723
Reserves	
10% Operating Contingency	$46,349,852
Cash Contract City Station Maintenance	$475,000
Appropriation for Contingencies	$3,000,000

PASSED, APPROVED and ADOPTED this 23rd day of May 2024.

_____
John R. O'Neill, CHAIR
OCFA Board of Directors

ATTEST:

_____
MARIA HUIZAR
Clerk of the Authority

ORANGE COUNTY FIRE AUTHORITY

BUDGET AND FINANCE COMMITTEE
FY 2024/25
PROPOSED BUDGET

Business Services Department
Treasury & Financial Planning
May 8, 2024

TABLE OF CONTENTS

BUDGET AND FINANCE COMMITTEE

FY 2024/25 PROPOSED GENERAL FUND AND CIP BUDGETS

May 8, 2024

1 Budget Summary

- Overview 1
- General Fund Summary 3
- Budget Highlights 4
- Pending Issues 6
- Combined Budget Summary 8
- General Fund by Department 10
- Five-Year Forecast 12
- Five-Year Forecast Assumptions 20
- Salaries & Employee Benefits Assumptions 24
- Fixed & Controlled Assets 28

2 Revenue

- Revenue Summary and Detail 29
- Assumptions 33

3 Business Services 35

4 Command and Emergency Planning 43

5 Community Risk Reduction 45

6 Corporate Communications 51

7 Emergency Medical Services & Training 55

8 Executive Management 63

9 Human Resources 67

10 Logistics 75

11 Non-Departmental 91

12 Field Operations North 93

13 Field Operations South 103

14 Strategic Services 113

15 Capital Improvement Program Funds

- Overview 115
- CIP Highlights 116
- CIP Five-Year Plan Summary 117
- Five-Year Plan Project Listing 118
- Extended Projects 122
- Station Remodel History 123
- Fund 12110 125
- Fund 123 165
- Fund 124 177
- Fund 133 187

16 Other Special Funds

- Fund 139 225
- Fund 190 227

FIRE

ORANGE COUNTY

CALIFORNIA

AUTHORITY

Est. 1995

Budget Overview

We are pleased to present the FY 2024/25 Proposed Budget for your review and consideration. As required by the Fiscal Health Plan and Financial Stability Budget Policy, this proposed General Fund budget is balanced for FY 2024/25 and meets our policy reserve requirements.

At 63% of our revenues, property taxes are the largest component of our General Fund revenue budget. The OCFA contracts with Harris & Associates to conduct property tax forecasts for the next five fiscal years. The projections, which are updated on an annual basis, are included in the five-year cash flow forecast starting on page 12. Harris & Associates employs conservative assumptions and methodologies. Compared to last year's forecast, the projected FY 2024/25 secured property tax growth rate of 5.72% is 2.29% higher. The housing market, although cooling from higher mortgage rates, continues to benefit from recent years of low interest rates, pent-up demand, record low inventory, and low unemployment. The median home price in Orange County increased 4.0% from $1,019,500 in December 2022 to $1,059,800 in December 2023.

In keeping with Harris & Associates' forecasted trends, we have estimated that property tax revenue dollars will continue to grow. The rate of growth is anticipated to be moderated by high prices and interest rates with annual growth rates ranging from 3.83% to 10.26% from FY 2025/26 through FY 2028/29.

Given the most current revenue trends, and considering new service delivery needs, we are proposing to add a limited number of positions that are sustainable based on our revenue growth. With the FY 2024/25 Proposed Budget that includes 1,594 funded positions, we are requesting the following position changes:

- Unfreeze 1 Administrative Fire Captain to assist in providing oversight for Division 4 cities and county unincorporated areas as well as the Chaplain, Cadet, and Reserve Firefighter programs.
- Add 3 Firefighter/Paramedics for an additional post position to convert an existing Paramedic Assessment Unit Engine into an Advanced Life Support Paramedic Engine.
- Add 1 Fire Pilot, 1 Fire Captain, and 3 Firefighter/Paramedics to convert a second OCFA helicopter to 24-hour shift staffing.
- Add 1 Dispatcher position to help address increasing 911 call volume.
- Add 1 Fleet Supervisor, 2 Heavy Equipment Technician I, 1 Facilities Maintenance Manager, 1 Facilities Specialist, 1 Sr. Management Analyst, 1 Sr. IT Analyst, and reclass 1 Communications Installer to a Communications Technician to support the Logistics Department workload.
- Add 1 Sr. Accounting Support Specialist and 1 Buyer to support the Business Services Department workload.
- Add 1 Human Resources Analyst I to assist in managing Workers' Compensation program claims.
- Add 1 Public Relations Specialist to assist with the Public Information Office workload.

The budget development process continues to include the following measures:

- ***Vacant/Frozen Positions*** – Funding for frozen positions must be approved by the Board before filling; 11 positions are frozen and are not funded in this proposed budget. As in the past, non-frozen vacant positions are funded and anticipated to be filled during the fiscal year.

- ***Services and Supplies*** – All sections were directed to hold their services and supplies (S&S) budget at the FY 2023/24 level after one-time increases were removed. Requested increases for FY 2024/25 were reviewed and approved on a case-by-case basis. Approved requests or changes are listed on each department/division summary page.

- ***Salaries –*** The proposed budget includes scheduled salary increases for all positions included in an approved MOU or triggered by provisions that define salary spreads. Merit increases are included for qualifying employees.

- ***Workers' Compensation –*** The workers' compensation annual budget is funded at the 50% confidence level per policy, using actuarial report figures from the Rivelle Consulting Services January 2024 Workers' Compensation Actuarial Study.

- ***Prioritization of Five-Year Capital Improvement Plan –*** The five-year CIP was updated and reviewed by the Executive Management Team and prioritizes projects to ensure they contribute to the OCFA's mission of providing a safe, hazard-free work environment and quality service to our members and citizens. Based on the OCFA's projected CIP revenue sources, some CIP projects were moved to later years to coincide with future funding availability.

- ***Snowball Plan –*** The budget includes approximately $21.8M in additional payments, in accordance with Board direction to continue to pay down unfunded liabilities associated with pensions. For FY 2024/25, these snowball dollars are allocated to the unfunded Retiree Medical liability.

We have employed conservative measures in the development of the FY 2024/25 Proposed Budget, balancing the needs of the agency based on current and anticipated future revenue growth.

ORANGE COUNTY FIRE AUTHORITY
FUND 121 - GENERAL FUND
REVENUE AND EXPENDITURE SUMMARY
FY 2024/25 BUDGET

	FY 2023/24 Adjusted Budget	FY 2024/25 Draft Proposed Budget	$ Change from FY 2023/24 Adjusted	% Change from FY 2023/24 Adjusted
FUNDING SOURCES				
Property Taxes	$341,623,616	$357,632,685	$16,009,069	4.69%
Intergovernmental	39,481,744	45,419,552	5,937,808	15.04%
Charges for Current Services	154,342,457	160,354,637	6,012,180	3.90%
Use of Money & Property	2,018,772	2,242,549	223,777	11.08%
Other	1,305,000	1,254,000	(51,000)	-3.91%
Subtotal Revenue	538,771,589	566,903,423	28,131,834	5.22%
One-Time/Grant Revenue	62,732,891	-	(62,732,891)	-100.00%
Total Revenue	601,504,480	566,903,423	(34,601,057)	-5.75%
Operating Transfer In	1,431,948	-	(1,431,948)	-100.00%
Beginning Fund Balance	42,571,753	47,800,126	5,228,373	12.28%
TOTAL AVAILABLE RESOURCES	**645,508,181**	**614,703,549**	**(30,804,632)**	**-4.77%**
EXPENDITURES				
Salaries & Employee Benefits	429,982,231	442,853,979	$12,871,748	2.99%
Services & Supplies	46,978,637	51,129,568	4,150,931	8.84%
Capital Outlay	275,927	275,927	-	0.00%
Subtotal Expenditures	477,236,795	494,259,474	17,022,679	3.57%
One-Time/Grant Expenditures	65,812,512	-	(65,812,512)	-100.00%
Pension/Retiree Medical Paydown	20,772,547	21,814,115	1,041,568	5.01%
Total Expenditures & Other Uses	563,821,854	516,073,589	(47,748,265)	-8.47%
Operating Transfer Out	33,886,201	48,805,108	14,918,907	44.03%
Appropriation for Contingencies (1)	3,000,000	3,000,000	-	0.00%
Ending Fund Balance	44,800,126	46,824,852	2,024,726	4.52%
TOTAL FUND COMMITMENTS & FUND BALANCE	**$645,508,181**	**$614,703,549**	**($30,804,632)**	**-4.77%**

(1) Requires Board approval to spend

ORANGE COUNTY FIRE AUTHORITY
FY 2024/25 General Fund
Budget Highlights
May 2024

NOTE: This comparison is the FY 2023/24 Adjusted Budget to the FY 2024/25 Proposed Budget, with one-time increases removed for comparison purposes.

Revenue
$28.1 million or a 5.22% increase

Property Taxes **$16.0M increase**

- Based on 5.72% current secured property tax growth per the Harris & Associates study of April 1, 2024, applied to the current year FY 2023/24 tax ledger, excluding public utility taxes.
- The refund factor is estimated at 1.33% based on historical trends.

State Reimbursements **$740K increase**

- Based on the FY 2023/43 estimated contract amount less one-time funding per the Gray Book (CAL FIRE's notice of allocation to the contract counties).

Federal Reimbursements **No Change**

Community Redevelopment Agency (CRA) Pass-Thru **$5.2M increase**

- Based on projections from the Harris & Associates study of April 1, 2024.

Cash Contract Charges **$6.0M increase**

- Based on estimated increases to cash contract cities' service charges ranging from 4.06% to 4.10%, plus 4th position phase-in costs for Buena Park, San Clemente and Tustin.

Community Risk Reduction Fees **$5K decrease**

- Based on fee study, prior and current year trends, and input from the CRR staff.

Interest **$222K increase**

- Based on an estimated annual return of 3.50% for FY 2024/25.

Miscellaneous Revenue **$51K decrease**

Expenditures

$17.0M or a 3.57% increase overall

Salaries **$11.3M increase**

- Includes funding for 21 proposed new positions.
- Incorporates approved MOU increases for Firefighter, Chief Officer, OCFAMA and OCEA employee groups.
- Overtime, which increased by approximately $3.4M, is based on historical expenditures excluding emergency incidents. Overtime usage has been trending higher in recent years. The increase is primarily due to higher hourly rates from approved MOU increases.
- FY 2024/25 proposed budget includes a $5.1M deduction for average salary savings in the firefighter ranks due to projected vacancies.

Retirement **$5.8M increase**

- FY 2024/25 retirement rates are approximately 0.08% lower for safety and 0.90% higher for non-safety compared to FY 2023/24 rates. The increase is primarily due to higher salaries from approved MOU increases.

Benefits **$4.2M decrease**

- Scheduled retiree medical unfunded liability paydown amounts of $20.8M in FY 2023/24 and $21.8M in FY 2024/25 were removed for comparison purposes.
- Workers' Compensation is budgeted at the 50% confidence level per the actuarial study completed in January 2024. Workers' Compensation decreased by $5.4M for FY 2024/25.
- Overall group medical insurance costs increased by approximately $1.0M for FY 2024/25.
  - Firefighter group medical insurance is based on a rate of $2,200 per month with no increase from FY 2023/24.
  - Management dental and vision insurance reflect an increase of 5.0% for calendar year 2025.

Services and Supplies/Equipment **$4.2M increase**

- The increase in services and supplies expenditures is due to a $2.9M increase in interfund borrowing costs and various approved base budget increases for selected Departments/Divisions. Details appear on the Summary pages of each Department's/Division's Services & Supplies section.

ORANGE COUNTY FIRE AUTHORITY
FY 2024/25 Pending Issues
May 2024

Interest Earnings/Interfund Expense

- OCFA plans to use interfund borrowing to meet any cash flow needs during FY 2024/25. Under this temporary cash flow mechanism, money is borrowed from the Workers' Compensation Self-Insurance Fund, temporarily loaned to the General Fund, then repaid back with interest once property tax revenues are received. Interest earnings estimates for the fund will be calculated as the budget stabilizes towards budget adoption in May. Interest earnings estimates assume a 3.50% interest rate for FY 2024/25.

Cash Contract City Charges

- Current increase estimates range from 4.06% to 4.10% for FY 2024/25, pending final budget figures.

US&R, SAFER, and Other Grants

- No estimate has been included for new grants nor unspent funds of current grants.

CIP Pre-Funding Policy

- The Board of Directors is considering the adoption of a policy to pre-fund the purchase of Helicopters. If approved, this would reallocate a portion of the annual Snowball Plan payment toward pre-funding CIP expenditures once the Snowball Plan ends.

FIRE
ORANGE COUNTY
CALIFORNIA
AUTHORITY
Est. 1995

ORANGE COUNTY FIRE AUTHORITY
COMBINED PROPOSED BUDGET SUMMARY
FY 2024/25

	121 General Fund	12110 [1] General Fund CIP	123 Fire Stations & Facilities	124 Communications & Information Systems
FUNDING SOURCES				
Property Taxes	357,632,685	-	-	-
Intergovernmental	45,419,552	-	-	-
Charges for Current Services	160,354,637	-	-	-
Use of Money & Property	2,242,549	-	1,366,080	304,753
Other	1,254,000	-	1,276,550	-
Total Revenue & Other Financing Sources	**566,903,423**	**-**	**2,642,630**	**304,753**
Operating Transfer In	-	27,000,000	-	400,000
Beginning Fund Balance	47,800,126	160,577	176,401	268,578
TOTAL AVAILABLE RESOURCES	**614,703,549**	**27,160,577**	**2,819,031**	**973,331**
EXPENDITURES				
Salaries & Employee Benefits	442,853,979	-	-	-
Services & Supplies	51,129,568	24,134,200	-	-
Capital Outlay	275,927	1,945,000	2,050,000	500,000
Subtotal Expenditures	**494,259,474**	**26,079,200**	**2,050,000**	**500,000**
UAAL / Retiree Medical Paydown	21,814,115	-	-	-
Total Expenditures & Other Uses	**516,073,589**	**26,079,200**	**2,050,000**	**500,000**
Appropriation for Contingencies	3,000,000	-	-	-
Operating Transfer Out	48,805,108	-	-	-
Ending Fund Balance	46,824,852	1,081,377	769,031	473,331
TOTAL FUND COMMITMENTS & FUND BALANCE	**614,703,549**	**27,160,577**	**2,819,031**	**973,331**

(1) Project related budgets segregated for operational budget clarity purposes.

133 Fire Apparatus	139 Settlement Agreement	171 SFF Entitlement	190 Self-Insurance	Total
-	-	-	-	357,632,685
-	-	-	-	45,419,552
1,963,179	-	-	26,400,324	188,718,140
1,547,187	1,088,709	-	5,473,226	12,022,504
592,000	-	-	-	3,122,550
4,102,366	**1,088,709**	**-**	**31,873,550**	**606,915,431**
18,737,108	2,668,000	-	-	48,805,108
182,553	30,340,583	112,625	160,215,483	239,256,926
23,022,027	**34,097,292**	**112,625**	**192,089,033**	**894,977,465**
-	-	-	-	442,853,979
4,933,000	668,000	-	32,235,643	113,100,411
17,786,880	-	-	-	22,557,807
22,719,880	**668,000**	**-**	**32,235,643**	**578,512,197**
-	-	-	-	21,814,115
22,719,880	**668,000**	**-**	**32,235,643**	**600,326,312**
-	-	-	-	3,000,000
-	-	-	-	48,805,108
302,147	33,429,292	112,625	159,853,390	242,846,045
23,022,027	**34,097,292**	**112,625**	**192,089,033**	**894,977,465**

ORANGE COUNTY FIRE AUTHORITY

FUND 121 - GENERAL FUND

FY 2024/25 BUDGET

Account Description	Business Services	Command & Emergency Planning	Community Risk Reduction	Corporate Communications	Emergency Medical Services & Training	Executive Management
EMPLOYEE SALARIES						
Regular Salaries	$4,981,786	$4,599,700	$7,891,563	$1,628,214	$5,209,588	$4,025,643
Backfill/Overtime	38,650	1,335,029	124,681	340,779	672,617	17,907
FLSA Adjustment/Holiday Pay	-	58,957	-	39,210	8,951	-
Extra Help	-	-	45,624	-	-	-
Reserves	-	-	-	-	-	-
Other Pay	203,613	709,614	350,680	215,005	865,866	90,299
Sick/Vacation Payoff	187,432	141,943	233,217	11,588	239,468	340,746
TOTAL SALARIES	5,411,481	6,845,243	8,645,765	2,234,796	6,996,490	4,474,595
RETIREMENT	1,850,945	1,934,049	2,863,642	692,068	2,379,038	1,744,531
INSURANCE						
Employee Insurance	1,080,454	847,001	1,279,395	318,493	990,364	596,334
Workers' Compensation	232,724	437,480	404,561	157,827	670,881	329,177
Unemployment Insurance	-	-	-	-	-	-
TOTAL INSURANCE	1,313,178	1,284,481	1,683,956	476,320	1,661,245	925,511
MEDICARE	78,360	99,165	125,367	32,323	101,731	64,445
RETIREE MEDICAL	-	-	-	-	-	-
TOTAL SALARIES & EMPLOYEE BENEFITS	8,653,964	10,162,938	13,318,730	3,435,507	11,138,504	7,209,082
SERVICES & SUPPLIES	3,587,685	68,221	418,622	198,679	4,397,865	1,075,659
EQUIPMENT	-	-	-	-	-	-
TOTAL BUDGET	**$12,241,649**	**$10,231,159**	**$13,737,352**	**$3,634,186**	**$15,536,369**	**$8,284,741**
Funded Positions *	70	46	72	16	40	16

* 25 of the 70 Business Services positions are Board Members that receive a stipend from OCFA.

Account Description	Human Resources	Logistics	Non-Departmental	Field Operations North	Field Operations South	Strategic Services	TOTAL
EMPLOYEE SALARIES							
Regular Salaries	$3,051,222	$11,180,952	-	$64,778,466	$70,150,319	$226,360	$177,723,813
Backfill/Overtime	13,014	587,420	-	25,618,884	26,856,042	6,117	55,611,140
FLSA Adjustment/Holiday Pay	-	-	-	6,174,244	6,244,016	-	12,525,378
Extra Help	-	-	-	-	-	-	45,624
Reserves	-	-	-	141,057	78,943	-	220,000
Other Pay	94,411	808,758	-	15,019,563	15,821,599	51,214	34,230,622
Sick/Vacation Payoff	81,322	241,093	-	1,320,895	1,298,476	3,227	4,099,407
TOTAL SALARIES	3,239,969	12,818,223	-	113,053,109	120,449,395	286,918	284,455,984
RETIREMENT	1,070,169	4,004,780	-	34,383,199	36,907,777	124,038	87,954,236
INSURANCE							
Employee Insurance	673,730	2,042,423	81,012	15,028,826	16,915,286	24,875	39,878,193
Workers' Compensation	142,225	1,040,343	-	10,901,327	12,050,468	33,311	26,400,324
Unemployment Insurance	-	-	-	18,800	18,200	-	37,000
TOTAL INSURANCE	815,955	3,082,766	81,012	25,948,953	28,983,954	58,186	66,315,517
MEDICARE	46,874	185,168	-	1,645,284	1,745,364	4,161	4,128,242
RETIREE MEDICAL	-	-	21,814,115	-	-	-	21,814,115
TOTAL SALARIES & EMPLOYEE BENEFITS	5,172,967	20,090,937	21,895,127	175,030,545	188,086,490	473,303	464,668,094
SERVICES & SUPPLIES	8,693,898	25,632,355	2,633,048	760,588	3,629,948	33,000	51,129,568
EQUIPMENT	-	-	-	-	275,927	-	275,927
TOTAL BUDGET	**$13,866,865**	**$45,723,292**	**$24,528,175**	**$175,791,133**	**$191,992,365**	**$506,303**	**$516,073,589**
Funded Positions	24	113	-	572	649	1	1,619

Scenario 1 - 0% Salary Increases After MOU Expirations, No SBRs
Orange County Fire Authority
Five-Year Financial Forecast

	Adjusted FY 2023/24	*Year 1* FY 2024/25	*Year 2* FY 2025/26	*Year 3* FY 2026/27	*Year 4* FY 2027/28	*Year 5* FY 2028/29
Beginning Fund Balance	270,626,063	239,256,926	245,846,045	246,890,821	254,581,770	272,289,695
General Fund Revenue	601,504,480	566,903,423	587,372,233	612,691,804	638,438,498	664,250,106
General Fund Expenditures	545,717,308	496,927,474	516,421,197	532,584,325	544,917,153	557,694,465
Paydown of UAAL/Retiree Medical	20,772,547	21,814,115	29,242,631	34,647,456	35,807,106	41,075,871
Total General Fund Expenditures	566,489,855	518,741,589	545,663,828	567,231,781	580,724,259	598,770,336
Net General Fund Revenue	**35,014,625**	**48,161,834**	**41,708,406**	**45,460,024**	**57,714,239**	**65,479,770**
Less Incremental Increase in 10% GF Op. Cont.	6,002,452	2,024,726	2,025,468	1,616,313	1,233,283	1,277,731
General Fund Surplus / (Deficit)	**29,012,173**	**46,137,108**	**39,682,938**	**43,843,711**	**56,480,957**	**64,202,039**
Operating Transfers to CIP Funds	29,012,173	46,137,108	39,682,938	43,843,711	56,480,957	64,202,039
Paydown of UAAL/Retiree Med. from GF Surplus	-	-	-	-	-	-
CIP Revenue	36,486,706	53,186,857	45,269,268	51,612,146	62,331,227	69,880,609
CIP Expenditures	88,642,153	51,349,080	47,719,930	48,414,660	49,811,100	51,762,700
CIP Surplus / (Deficit)	**(52,155,447)**	**1,837,777**	**(2,450,662)**	**3,197,486**	**12,520,127**	**18,117,909**
Other Fund Revenue	34,475,590	29,068,324	30,597,760	33,221,885	35,414,721	36,397,123
Other Fund Expenditures	24,841,461	32,903,643	33,861,043	35,122,355	36,484,767	37,559,270
Other Fund Surplus / (Deficit)	**9,634,129**	**(3,835,319)**	**(3,263,283)**	**(1,900,470)**	**(1,070,046)**	**(1,162,147)**
Ending CIP Fund Balance	**788,109**	**2,625,886**	**175,224**	**3,372,710**	**15,892,837**	**34,010,746**
Ending Fund Balance	**239,256,926**	**245,846,045**	**246,890,821**	**254,581,770**	**272,289,695**	**295,986,119**

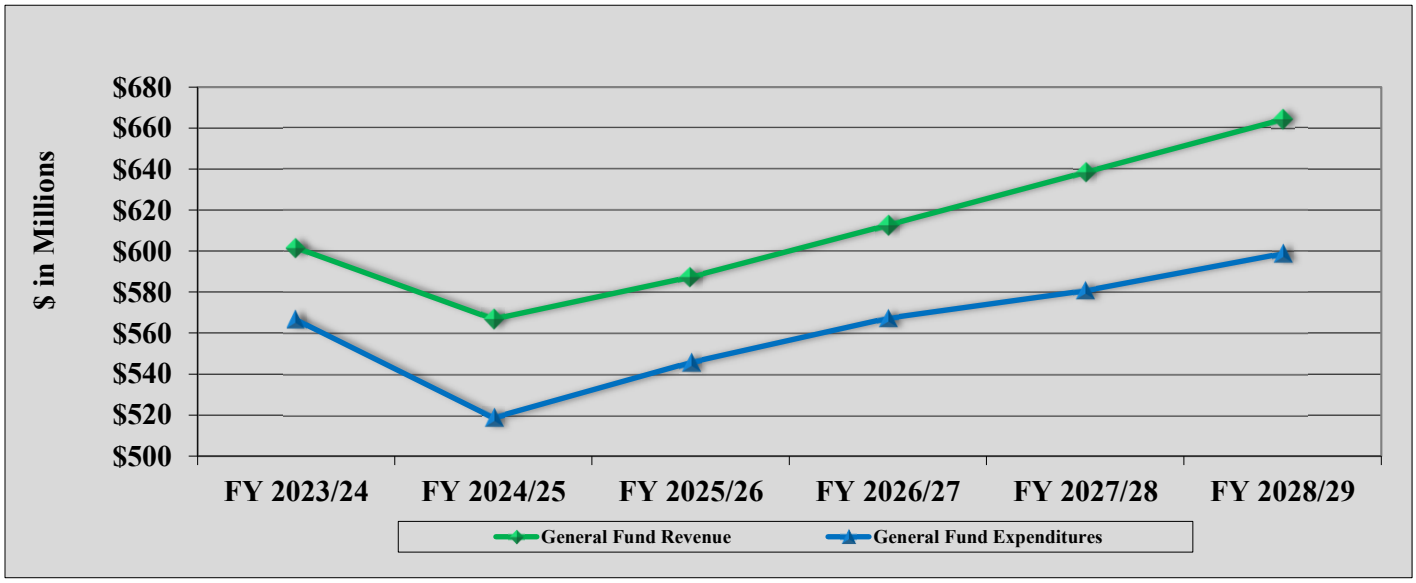

	FY 2023/24	FY 2024/25	FY 2025/26	FY 2026/27	FY 2027/28	FY 2028/29
General Fund Revenue	$ 601.50	$ 566.90	$ 587.37	$ 612.69	$ 638.44	$ 664.25
General Fund Expenditures	$ 566.49	$ 518.74	$ 545.66	$ 567.23	$ 580.72	$ 598.77

	Scenario 1 - 0% Salary Increases After MOU Expirations, No SBRs	ADJUSTED FY 2023/24	PROJECTED FY 2024/25	PROJECTED FY 2025/26	PROJECTED FY 2026/27	PROJECTED FY 2027/28	PROJECTED FY 2028/29
A.	**BEGINNING FUND BALANCE - All Funds Combined**	**270,626,063**	**239,256,926**	**245,846,045**	**246,890,821**	**254,581,770**	**272,289,695**
	GENERAL FUND Revenue & Expenditures						
	Property Taxes	341,623,616	357,632,685	370,545,630	406,462,356	427,228,203	448,867,204
	State Reimbursements	16,534,878	16,786,908	16,786,908	16,786,908	16,786,908	16,786,908
	Federal Reimbursements	100,000	100,000	100,000	100,000	100,000	100,000
	One-Time Grant/ABH/RDA	62,145,391	-	-	-	-	-
	Community Redevelopment Agency Pass-thru	23,334,866	28,532,644	30,765,240	14,629,608	15,509,971	16,249,560
	Cash Contracts	142,058,493	148,075,822	153,921,880	159,372,370	163,391,989	166,746,310
	Community Risk Reduction Fees	7,709,838	7,709,838	7,709,838	7,709,838	7,709,838	7,709,838
	ALS Supplies & Transport Reimbursement	4,547,600	4,547,600	4,547,600	4,547,600	4,547,600	4,547,600
	Interest Earnings	1,954,829	2,176,687	1,653,898	1,741,885	1,822,750	1,901,447
	Other Revenue	1,494,969	1,341,239	1,341,239	1,341,239	1,341,239	1,341,239
	General Fund Revenue	**601,504,480**	**566,903,423**	**587,372,233**	**612,691,804**	**638,438,498**	**664,250,106**
	New Positions for New Stations	-	-	-	1,180,970	1,771,455	4,692,870
	Employee Salaries	272,516,210	284,455,984	292,002,946	298,156,035	300,881,240	300,881,240
	Retirement - Regular Annual Payments	82,827,804	87,954,236	95,689,462	99,528,858	103,875,281	110,708,000
	Accelerated Pension / Retiree Medical Paydown	20,772,547	21,814,115	29,242,631	34,647,456	35,807,106	41,075,871
	Workers' Compensation (Transfer to Fund 190)	31,807,590	26,400,324	27,929,760	30,553,885	32,746,721	33,729,123
	Other Insurance	38,831,736	39,915,193	40,799,592	42,396,711	44,091,470	45,892,082
	Medicare	3,919,153	4,128,242	4,234,043	4,323,263	4,362,778	4,362,778
	One-Time Grant/ABH Expenditures	17,757,040	-	-	-	-	-
	Salaries & Employee Benefits	468,432,080	464,668,094	489,898,434	510,787,177	523,536,051	541,341,963
	Services & Supplies/Equipment	51,089,555	51,405,495	53,097,394	53,699,388	54,404,384	54,412,902
	Irvine Settlement Agreement (Transfer to Fund 139)	2,668,000	2,668,000	2,668,000	2,668,000	2,668,000	2,668,000
	New Station/Enhancements S&S Impacts	-	-	-	77,216	115,824	347,471
	One-Time Grant Expenditures	44,300,220	-	-	-	-	-
	General Fund Expenditures	**566,489,855**	**518,741,589**	**545,663,828**	**567,231,781**	**580,724,259**	**598,770,336**
B.	Incremental Increase in GF 10% Contingency	6,002,452	2,024,726	2,025,468	1,616,313	1,233,283	1,277,731
	GENERAL FUND SURPLUS/(DEFICIT)	**29,012,173**	**46,137,108**	**39,682,938**	**43,843,711**	**56,480,957**	**64,202,039**
C.	Operating Transfer from Operating Contingency	-	-	-	-	-	-
	Transfers to CIP Funds from General Fund Surplus	**29,012,173**	**46,137,108**	**39,682,938**	**43,843,711**	**56,480,957**	**64,202,039**
	One-Time Pension / Retiree Med. Paydown from GF Surplus	-	-	-	-	-	-
	CAPITAL IMPROVEMENT PROGRAM (CIP)						
	Interest Earnings	2,774,887	3,218,020	2,287,704	2,309,148	2,428,501	2,640,376
	Cash Contracts	1,893,746	1,963,179	2,022,076	2,082,737	2,145,219	2,209,574
	Developer Contributions	2,805,900	1,868,550	1,276,550	3,376,550	1,276,550	828,620
	Operating Transfers into CIP from General Fund Surplus	29,012,173	46,137,108	39,682,938	43,843,711	56,480,957	64,202,039
	Total CIP Revenue	36,486,706	53,186,857	45,269,268	51,612,146	62,331,227	69,880,609
	Fund 12110 - General Fund CIP	21,697,529	26,079,200	11,609,700	7,806,600	5,070,300	4,565,200
	Fund 123 - Fire Stations and Facilities	24,375,225	2,050,000	1,500,000	1,300,000	13,300,000	17,200,000
	Fund 124 - Communications & Information Systems	8,122,908	500,000	1,200,000	1,500,000	4,500,000	4,250,000
	Fund 133 - Fire Apparatus [a]	29,513,491	17,786,880	28,477,230	32,875,060	22,007,800	20,814,500
	Lease Purchase Payments	4,933,000	4,933,000	4,933,000	4,933,000	4,933,000	4,933,000
	Total CIP Expenses	88,642,153	51,349,080	47,719,930	48,414,660	49,811,100	51,762,700
D.	**CIP SURPLUS/(DEFICIT) -** Deposit to/withdraw from CIP reserve	**(52,155,447)**	**1,837,777**	**(2,450,662)**	**3,197,486**	**12,520,127**	**18,117,909**
	OTHER FUNDS						
	Fund 190 - WC Revenue - Transfer from GF	31,807,590	26,400,324	27,929,760	30,553,885	32,746,721	33,729,123
	Fund 190 - WC Revenue - Interest Earnings	4,237,974	5,473,226	3,959,286	3,996,398	4,202,959	4,569,648
	Fund 190 - WC Cashflow Payments per Actuary	19,125,125	32,235,643	33,193,043	34,454,355	35,816,767	36,891,270
E.	Deposit to WC Cashflow Reserve	16,920,439	(362,093)	(1,303,997)	95,928	1,132,913	1,407,501
	Fund 139 - Irvine Settlement Revenue - Transfer from GF	2,668,000	2,668,000	2,668,000	2,668,000	2,668,000	2,668,000
	Fund 139 - Irvine Settlement Revenue - Interest Earnings	911,755	1,088,709	773,968	781,223	821,602	893,283
	Fund 139 - Irvine Settlement Expenditures - Per Agreement	2,207,000	668,000	668,000	668,000	668,000	668,000
F.	Deposit to Fund 139 - Irvine Settlement Agmt.	1,372,755	3,088,709	2,773,968	2,781,223	2,821,602	2,893,283
G.	Fund 171 - SFFEF Expenditures	3,509,336	-	-	-	-	-
	ENDING FUND BALANCE (Note) - All Funds Combined	**239,256,926**	**245,846,045**	**246,890,821**	**254,581,770**	**272,289,695**	**295,986,118**
	Ending Balance by Fund						
	Operating Contingency (10% of Expenditures)	47,325,126	49,349,852	51,375,320	52,991,632	54,224,915	55,502,647
	Reserve for Cash Contract City Station Maintenance	475,000	475,000	475,000	475,000	475,000	475,000
	Structural Fire Fund Entitlement Fund (Fund 171)	112,625	112,625	112,625	112,625	112,625	112,625
	Irvine Settlement Agreement (Fund 139)	30,340,583	33,429,292	36,203,260	38,984,483	41,806,084	44,699,367
	CIP FUND BALANCE	**788,109**	**2,625,886**	**175,224**	**3,372,710**	**15,892,837**	**34,010,746**
	Workers' Compensation Cashflow Reserve (Fund 190)	160,215,483	159,853,390	158,549,393	158,645,320	159,778,234	161,185,734
	Total Fund Balances	239,256,926	245,846,045	246,890,821	254,581,770	272,289,695	295,986,118

Note: Ending Fund Balance is calculated by adding rows A+B+C+D+E+F-G

Scenario 2 - 1% Salary Increases After MOU Expirations
Orange County Fire Authority
Five-Year Financial Forecast

	Adjusted FY 2023/24	*Year 1* FY 2024/25	*Year 2* FY 2025/26	*Year 3* FY 2026/27	*Year 4* FY 2027/28	*Year 5* FY 2028/29
Beginning Fund Balance	270,626,063	239,256,926	245,846,045	246,890,821	254,581,770	268,222,455
General Fund Revenue	601,504,480	566,903,423	587,372,233	612,691,804	638,519,412	664,416,543
General Fund Expenditures	545,717,308	496,927,474	516,421,197	532,584,325	548,989,885	566,113,247
Paydown of UAAL/Retiree Medical	20,772,547	21,814,115	29,242,631	34,647,456	35,807,106	41,075,871
Total General Fund Expenditures	566,489,855	518,741,589	545,663,828	567,231,781	584,796,991	607,189,118
Net General Fund Revenue	**35,014,625**	**48,161,834**	**41,708,406**	**45,460,024**	**53,722,422**	**57,227,425**
Less Incremental Increase in 10% GF Op. Cont.	6,002,452	2,024,726	2,025,468	1,616,313	1,640,556	1,712,336
General Fund Surplus / (Deficit)	**29,012,173**	**46,137,108**	**39,682,938**	**43,843,711**	**52,081,866**	**55,515,089**
Operating Transfers to CIP Funds	29,012,173	46,137,108	39,682,938	43,843,711	52,081,866	55,515,089
Paydown of UAAL/Retiree Med. from GF Surplus	-	-	-	-	-	-
CIP Revenue	36,486,706	53,186,857	45,269,268	51,612,146	57,907,560	61,094,167
CIP Expenditures	88,642,153	51,349,080	47,719,930	48,414,660	49,811,100	51,762,700
CIP Surplus / (Deficit)	**(52,155,447)**	**1,837,777**	**(2,450,662)**	**3,197,486**	**8,096,460**	**9,331,467**
Other Fund Revenue	34,475,590	29,068,324	30,597,760	33,221,885	35,414,721	36,397,123
Other Fund Expenditures	24,841,461	32,903,643	33,861,043	35,122,355	36,484,767	37,559,270
Other Fund Surplus / (Deficit)	**9,634,129**	**(3,835,319)**	**(3,263,283)**	**(1,900,470)**	**(1,070,046)**	**(1,162,147)**
Ending CIP Fund Balance	**788,109**	**2,625,886**	**175,224**	**3,372,710**	**11,469,170**	**20,800,637**
Ending Fund Balance	**239,256,926**	**245,846,045**	**246,890,821**	**254,581,770**	**268,222,455**	**283,361,192**

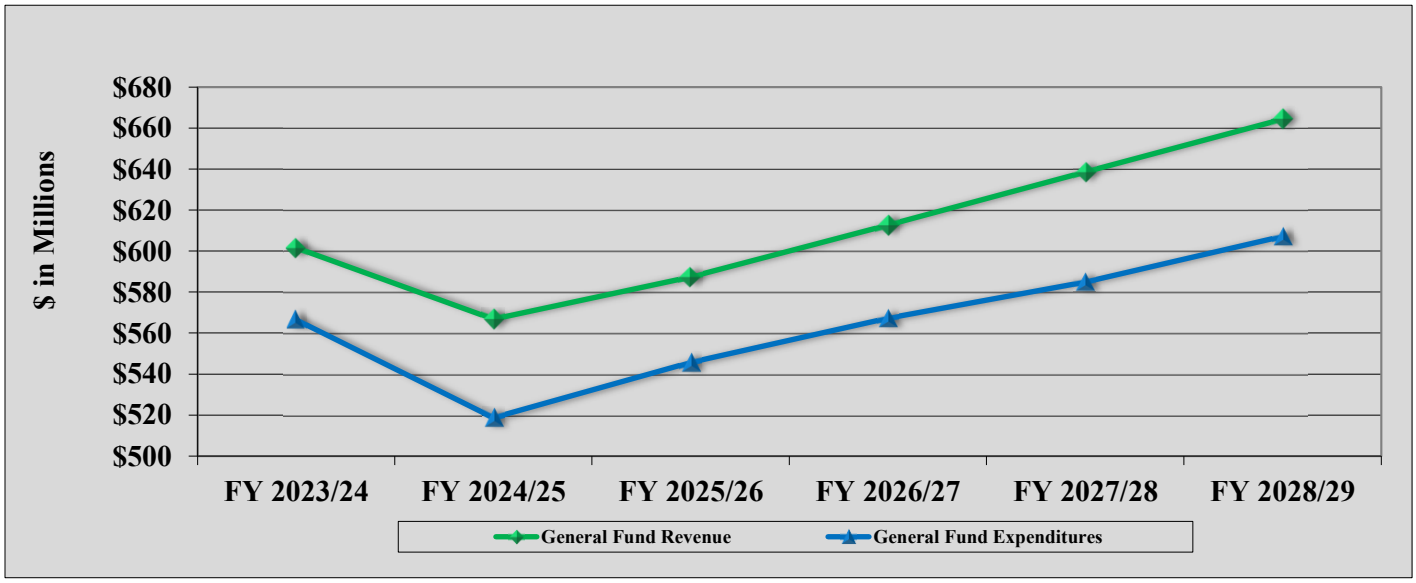

	FY 2023/24	FY 2024/25	FY 2025/26	FY 2026/27	FY 2027/28	FY 2028/29
General Fund Revenue	$ 601.50	$ 566.90	$ 587.37	$ 612.69	$ 638.52	$ 664.42
General Fund Expenditures	$ 566.49	$ 518.74	$ 545.66	$ 567.23	$ 584.80	$ 607.19

	Scenario 2 - 1% Salary Increases After MOU Expirations	ADJUSTED FY 2023/24	PROJECTED FY 2024/25	PROJECTED FY 2025/26	PROJECTED FY 2026/27	PROJECTED FY 2027/28	PROJECTED FY 2028/29
A.	**BEGINNING FUND BALANCE - All Funds Combined**	**270,626,063**	**239,256,926**	**245,846,045**	**246,890,821**	**254,581,770**	**268,222,455**
	GENERAL FUND Revenue & Expenditures						
	Property Taxes	341,623,616	357,632,685	370,545,630	406,462,356	427,228,203	448,867,204
	State Reimbursements	16,534,878	16,786,908	16,786,908	16,786,908	16,786,908	16,786,908
	Federal Reimbursements	100,000	100,000	100,000	100,000	100,000	100,000
	One-Time Grant/ABH/RDA	62,145,391	-	-	-	-	-
	Community Redevelopment Agency Pass-thru	23,334,866	28,532,644	30,765,240	14,629,608	15,509,971	16,249,560
	Cash Contracts	142,058,493	148,075,822	153,921,880	159,372,370	163,391,989	166,746,310
	Community Risk Reduction Fees	7,709,838	7,709,838	7,709,838	7,709,838	7,786,936	7,864,806
	ALS Supplies & Transport Reimbursement	4,547,600	4,547,600	4,547,600	4,547,600	4,547,600	4,547,600
	Interest Earnings	1,954,829	2,176,687	1,653,898	1,741,885	1,826,566	1,912,916
	Other Revenue	1,494,969	1,341,239	1,341,239	1,341,239	1,341,239	1,341,239
	General Fund Revenue	**601,504,480**	**566,903,423**	**587,372,233**	**612,691,804**	**638,519,412**	**664,416,543**
	New Positions for New Stations	-	-	-	1,180,970	1,787,862	4,780,198
	Employee Salaries	272,516,210	284,455,984	292,002,946	298,156,035	303,863,065	306,902,003
	Retirement - Regular Annual Payments	82,827,804	87,954,236	95,689,462	99,528,858	104,905,473	112,924,923
	Accelerated Pension / Retiree Medical Paydown	20,772,547	21,814,115	29,242,631	34,647,456	35,807,106	41,075,871
	Workers' Compensation (Transfer to Fund 190)	31,807,590	26,400,324	27,929,760	30,553,885	32,746,721	33,729,123
	Other Insurance	38,831,736	39,915,193	40,799,592	42,396,711	44,091,470	45,892,082
	Medicare	3,919,153	4,128,242	4,234,043	4,323,263	4,406,014	4,450,079
	One-Time Grant/ABH Expenditures	17,757,040	-	-	-	-	-
	Salaries & Employee Benefits	468,432,080	464,668,094	489,898,434	510,787,177	527,607,711	549,754,279
	Services & Supplies/Equipment	51,089,555	51,405,495	53,097,394	53,699,388	54,404,384	54,412,902
	Irvine Settlement Agreement (Transfer to Fund 139)	2,668,000	2,668,000	2,668,000	2,668,000	2,668,000	2,668,000
	New Station/Enhancements S&S Impacts	-	-	-	77,216	116,896	353,937
	One-Time Grant Expenditures	44,300,220	-	-	-	-	-
	General Fund Expenditures	**566,489,855**	**518,741,589**	**545,663,828**	**567,231,781**	**584,796,991**	**607,189,118**
B.	Incremental Increase in GF 10% Contingency	6,002,452	2,024,726	2,025,468	1,616,313	1,640,556	1,712,336
	GENERAL FUND SURPLUS/(DEFICIT)	**29,012,173**	**46,137,108**	**39,682,938**	**43,843,711**	**52,081,866**	**55,515,089**
C.	Operating Transfer from Operating Contingency	-	-	-	-	-	-
	Transfers to CIP Funds from General Fund Surplus	**29,012,173**	**46,137,108**	**39,682,938**	**43,843,711**	**52,081,866**	**55,515,089**
	One-Time Pension / Retiree Med. Paydown from GF Surplus	-	-	-	-	-	-
	CAPITAL IMPROVEMENT PROGRAM (CIP)						
	Interest Earnings	2,774,887	3,218,020	2,287,704	2,309,148	2,403,925	2,540,884
	Cash Contracts	1,893,746	1,963,179	2,022,076	2,082,737	2,145,219	2,209,574
	Developer Contributions	2,805,900	1,868,550	1,276,550	3,376,550	1,276,550	828,620
	Operating Transfers into CIP from General Fund Surplus	29,012,173	46,137,108	39,682,938	43,843,711	52,081,866	55,515,089
	Total CIP Revenue	36,486,706	53,186,857	45,269,268	51,612,146	57,907,560	61,094,167
	Fund 12110 - General Fund CIP	21,697,529	26,079,200	11,609,700	7,806,600	5,070,300	4,565,200
	Fund 123 - Fire Stations and Facilities	24,375,225	2,050,000	1,500,000	1,300,000	13,300,000	17,200,000
	Fund 124 - Communications & Information Systems	8,122,908	500,000	1,200,000	1,500,000	4,500,000	4,250,000
	Fund 133 - Fire Apparatus [a]	29,513,491	17,786,880	28,477,230	32,875,060	22,007,800	20,814,500
	Lease Purchase Payments	4,933,000	4,933,000	4,933,000	4,933,000	4,933,000	4,933,000
	Total CIP Expenses	88,642,153	51,349,080	47,719,930	48,414,660	49,811,100	51,762,700
D.	**CIP SURPLUS/(DEFICIT) -** Deposit to/withdraw from CIP reserve	**(52,155,447)**	**1,837,777**	**(2,450,662)**	**3,197,486**	**8,096,460**	**9,331,467**
	OTHER FUNDS						
	Fund 190 - WC Revenue - Transfer from GF	31,807,590	26,400,324	27,929,760	30,553,885	32,746,721	33,729,123
	Fund 190 - WC Revenue - Interest Earnings	4,237,974	5,473,226	3,959,286	3,996,398	4,160,427	4,397,458
	Fund 190 - WC Cashflow Payments per Actuary	19,125,125	32,235,643	33,193,043	34,454,355	35,816,767	36,891,270
E.	Deposit to WC Cashflow Reserve	16,920,439	(362,093)	(1,303,997)	95,928	1,090,381	1,235,311
	Fund 139 - Irvine Settlement Revenue - Transfer from GF	2,668,000	2,668,000	2,668,000	2,668,000	2,668,000	2,668,000
	Fund 139 - Irvine Settlement Revenue - Interest Earnings	911,755	1,088,709	773,968	781,223	813,287	859,623
	Fund 139 - Irvine Settlement Expenditures - Per Agreement	2,207,000	668,000	668,000	668,000	668,000	668,000
F.	Deposit to Fund 139 - Irvine Settlement Agmt.	1,372,755	3,088,709	2,773,968	2,781,223	2,813,287	2,859,623
G.	Fund 171 - SFFEF Expenditures	3,509,336	-	-	-	-	-
	ENDING FUND BALANCE (Note) - All Funds Combined	**239,256,926**	**245,846,045**	**246,890,821**	**254,581,770**	**268,222,455**	**283,361,192**
	Ending Balance by Fund						
	Operating Contingency (10% of Expenditures)	47,325,126	49,349,852	51,375,320	52,991,632	54,632,188	56,344,525
	Reserve for Cash Contract City Station Maintenance	475,000	475,000	475,000	475,000	475,000	475,000
	Structural Fire Fund Entitlement Fund (Fund 171)	112,625	112,625	112,625	112,625	112,625	112,625
	Irvine Settlement Agreement (Fund 139)	30,340,583	33,429,292	36,203,260	38,984,483	41,797,770	44,657,393
	CIP FUND BALANCE	**788,109**	**2,625,886**	**175,224**	**3,372,710**	**11,469,170**	**20,800,637**
	Workers' Compensation Cashflow Reserve (Fund 190)	160,215,483	159,853,390	158,549,393	158,645,320	159,735,701	160,971,013
	Total Fund Balances	239,256,926	245,846,045	246,890,821	254,581,770	268,222,455	283,361,192

Note: Ending Fund Balance is calculated by adding rows A+B+C+D+E+F-G

Scenario 3 - 2% Salary Increases After MOU Expirations
Orange County Fire Authority
Five-Year Financial Forecast

	Adjusted FY 2023/24	*Year 1* FY 2024/25	*Year 2* FY 2025/26	*Year 3* FY 2026/27	*Year 4* FY 2027/28	*Year 5* FY 2028/29
Beginning Fund Balance	270,626,063	239,256,926	245,846,045	246,890,821	254,581,770	264,148,391
General Fund Revenue	601,504,480	566,903,423	587,372,233	612,691,804	638,600,334	664,584,619
General Fund Expenditures	545,717,308	496,927,474	516,421,197	532,584,325	553,069,321	574,629,373
Paydown of UAAL/Retiree Medical	20,772,547	21,814,115	29,242,631	34,647,456	35,807,106	41,075,871
Total General Fund Expenditures	566,489,855	518,741,589	545,663,828	567,231,781	588,876,427	615,705,244
Net General Fund Revenue	**35,014,625**	**48,161,834**	**41,708,406**	**45,460,024**	**49,723,907**	**48,879,375**
Less Incremental Increase in 10% GF Op. Cont.	6,002,452	2,024,726	2,025,468	1,616,313	2,048,500	2,156,005
General Fund Surplus / (Deficit)	**29,012,173**	**46,137,108**	**39,682,938**	**43,843,711**	**47,675,407**	**46,723,370**
Operating Transfers to CIP Funds	29,012,173	46,137,108	39,682,938	43,843,711	47,675,407	46,723,370
Paydown of UAAL/Retiree Med. from GF Surplus	-	-	-	-	-	-
CIP Revenue	36,486,706	53,186,857	45,269,268	51,612,146	53,476,485	52,202,285
CIP Expenditures	88,642,153	51,349,080	47,719,930	48,414,660	49,811,100	51,762,700
CIP Surplus / (Deficit)	**(52,155,447)**	**1,837,777**	**(2,450,662)**	**3,197,486**	**3,665,385**	**439,585**
Other Fund Revenue	34,475,590	29,068,324	30,597,760	33,221,885	35,414,721	36,397,123
Other Fund Expenditures	24,841,461	32,903,643	33,861,043	35,122,355	36,484,767	37,559,270
Other Fund Surplus / (Deficit)	**9,634,129**	**(3,835,319)**	**(3,263,283)**	**(1,900,470)**	**(1,070,046)**	**(1,162,147)**
Ending CIP Fund Balance	**788,109**	**2,625,886**	**175,224**	**3,372,710**	**7,038,095**	**7,477,679**
Ending Fund Balance	**239,256,926**	**245,846,045**	**246,890,821**	**254,581,770**	**264,148,391**	**270,631,676**

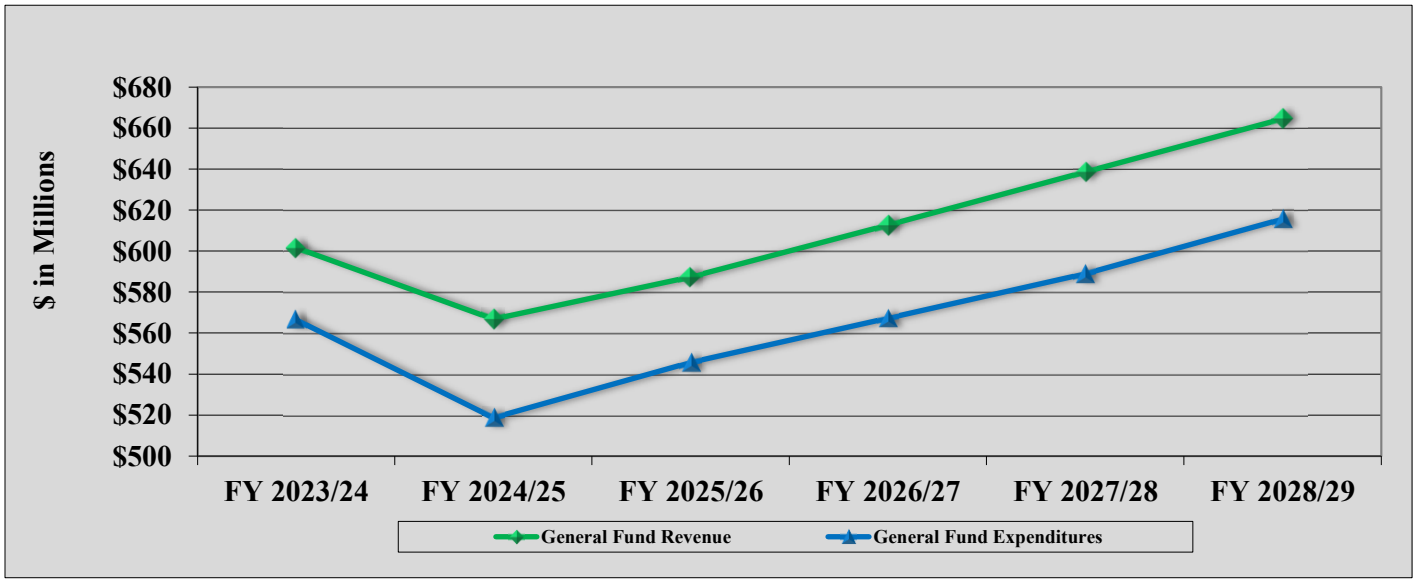

	FY 2023/24	FY 2024/25	FY 2025/26	FY 2026/27	FY 2027/28	FY 2028/29
General Fund Revenue	$ 601.50	$ 566.90	$ 587.37	$ 612.69	$ 638.60	$ 664.58
General Fund Expenditures	$ 566.49	$ 518.74	$ 545.66	$ 567.23	$ 588.88	$ 615.71

	Scenario 3 - 2% Salary Increases After MOU Expirations	ADJUSTED FY 2023/24	PROJECTED FY 2024/25	PROJECTED FY 2025/26	PROJECTED FY 2026/27	PROJECTED FY 2027/28	PROJECTED FY 2028/29
A.	**BEGINNING FUND BALANCE - All Funds Combined**	**270,626,063**	**239,256,926**	**245,846,045**	**246,890,821**	**254,581,770**	**264,148,391**
	GENERAL FUND Revenue & Expenditures						
	Property Taxes	341,623,616	357,632,685	370,545,630	406,462,356	427,228,203	448,867,204
	State Reimbursements	16,534,878	16,786,908	16,786,908	16,786,908	16,786,908	16,786,908
	Federal Reimbursements	100,000	100,000	100,000	100,000	100,000	100,000
	One-Time Grant/ABH/RDA	62,145,391	-	-	-	-	-
	Community Redevelopment Agency Pass-thru	23,334,866	28,532,644	30,765,240	14,629,608	15,509,971	16,249,560
	Cash Contracts	142,058,493	148,075,822	153,921,880	159,372,370	163,391,989	166,746,310
	Community Risk Reduction Fees	7,709,838	7,709,838	7,709,838	7,709,838	7,864,035	8,021,315
	ALS Supplies & Transport Reimbursement	4,547,600	4,547,600	4,547,600	4,547,600	4,547,600	4,547,600
	Interest Earnings	1,954,829	2,176,687	1,653,898	1,741,885	1,830,389	1,924,483
	Other Revenue	1,494,969	1,341,239	1,341,239	1,341,239	1,341,239	1,341,239
	General Fund Revenue	**601,504,480**	**566,903,423**	**587,372,233**	**612,691,804**	**638,600,334**	**664,584,619**
	New Positions for New Stations	-	-	-	1,180,970	1,804,268	4,868,332
	Employee Salaries	272,516,210	284,455,984	292,002,946	298,156,035	306,849,819	312,992,545
	Retirement - Regular Annual Payments	82,827,804	87,954,236	95,689,462	99,528,858	105,937,369	115,167,535
	Accelerated Pension / Retiree Medical Paydown	20,772,547	21,814,115	29,242,631	34,647,456	35,807,106	41,075,871
	Workers' Compensation (Transfer to Fund 190)	31,807,590	26,400,324	27,929,760	30,553,885	32,746,721	33,729,123
	Other Insurance	38,831,736	39,915,193	40,799,592	42,396,711	44,091,470	45,892,082
	Medicare	3,919,153	4,128,242	4,234,043	4,323,263	4,449,322	4,538,392
	One-Time Grant/ABH Expenditures	17,757,040	-	-	-	-	-
	Salaries & Employee Benefits	468,432,080	464,668,094	489,898,434	510,787,177	531,686,074	558,263,880
	Services & Supplies/Equipment	51,089,555	51,405,495	53,097,394	53,699,388	54,404,384	54,412,902
	Irvine Settlement Agreement (Transfer to Fund 139)	2,668,000	2,668,000	2,668,000	2,668,000	2,668,000	2,668,000
	New Station/Enhancements S&S Impacts	-	-	-	77,216	117,969	360,462
	One-Time Grant Expenditures	44,300,220	-	-	-	-	-
	General Fund Expenditures	**566,489,855**	**518,741,589**	**545,663,828**	**567,231,781**	**588,876,427**	**615,705,244**
B.	Incremental Increase in GF 10% Contingency	6,002,452	2,024,726	2,025,468	1,616,313	2,048,500	2,156,005
	GENERAL FUND SURPLUS/(DEFICIT)	**29,012,173**	**46,137,108**	**39,682,938**	**43,843,711**	**47,675,407**	**46,723,370**
C.	Operating Transfer from Operating Contingency	-	-	-	-	-	-
	Transfers to CIP Funds from General Fund Surplus	**29,012,173**	**46,137,108**	**39,682,938**	**43,843,711**	**47,675,407**	**46,723,370**
	One-Time Pension / Retiree Med. Paydown from GF Surplus	-	-	-	-	-	-
	CAPITAL IMPROVEMENT PROGRAM (CIP)						
	Interest Earnings	2,774,887	3,218,020	2,287,704	2,309,148	2,379,309	2,440,720
	Cash Contracts	1,893,746	1,963,179	2,022,076	2,082,737	2,145,219	2,209,574
	Developer Contributions	2,805,900	1,868,550	1,276,550	3,376,550	1,276,550	828,620
	Operating Transfers into CIP from General Fund Surplus	29,012,173	46,137,108	39,682,938	43,843,711	47,675,407	46,723,370
	Total CIP Revenue	36,486,706	53,186,857	45,269,268	51,612,146	53,476,485	52,202,285
	Fund 12110 - General Fund CIP	21,697,529	26,079,200	11,609,700	7,806,600	5,070,300	4,565,200
	Fund 123 - Fire Stations and Facilities	24,375,225	2,050,000	1,500,000	1,300,000	13,300,000	17,200,000
	Fund 124 - Communications & Information Systems	8,122,908	500,000	1,200,000	1,500,000	4,500,000	4,250,000
	Fund 133 - Fire Apparatus [a]	29,513,491	17,786,880	28,477,230	32,875,060	22,007,800	20,814,500
	Lease Purchase Payments	4,933,000	4,933,000	4,933,000	4,933,000	4,933,000	4,933,000
	Total CIP Expenses	88,642,153	51,349,080	47,719,930	48,414,660	49,811,100	51,762,700
D.	**CIP SURPLUS/(DEFICIT) -** Deposit to/withdraw from CIP reserve	**(52,155,447)**	**1,837,777**	**(2,450,662)**	**3,197,486**	**3,665,385**	**439,585**
	OTHER FUNDS						
	Fund 190 - WC Revenue - Transfer from GF	31,807,590	26,400,324	27,929,760	30,553,885	32,746,721	33,729,123
	Fund 190 - WC Revenue - Interest Earnings	4,237,974	5,473,226	3,959,286	3,996,398	4,117,823	4,224,107
	Fund 190 - WC Cashflow Payments per Actuary	19,125,125	32,235,643	33,193,043	34,454,355	35,816,767	36,891,270
E.	Deposit to WC Cashflow Reserve	16,920,439	(362,093)	(1,303,997)	95,928	1,047,777	1,061,960
	Fund 139 - Irvine Settlement Revenue - Transfer from GF	2,668,000	2,668,000	2,668,000	2,668,000	2,668,000	2,668,000
	Fund 139 - Irvine Settlement Revenue - Interest Earnings	911,755	1,088,709	773,968	781,223	804,959	825,736
	Fund 139 - Irvine Settlement Expenditures - Per Agreement	2,207,000	668,000	668,000	668,000	668,000	668,000
F.	Deposit to Fund 139 - Irvine Settlement Agmt.	1,372,755	3,088,709	2,773,968	2,781,223	2,804,959	2,825,736
G.	Fund 171 - SFFEF Expenditures	3,509,336	-	-	-	-	-
	ENDING FUND BALANCE (Note) - All Funds Combined	**239,256,926**	**245,846,045**	**246,890,821**	**254,581,770**	**264,148,391**	**270,631,676**
	Ending Balance by Fund						
	Operating Contingency (10% of Expenditures)	47,325,126	49,349,852	51,375,320	52,991,632	55,040,132	57,196,137
	Reserve for Cash Contract City Station Maintenance	475,000	475,000	475,000	475,000	475,000	475,000
	Structural Fire Fund Entitlement Fund (Fund 171)	112,625	112,625	112,625	112,625	112,625	112,625
	Irvine Settlement Agreement (Fund 139)	30,340,583	33,429,292	36,203,260	38,984,483	41,789,442	44,615,177
	CIP FUND BALANCE	**788,109**	**2,625,886**	**175,224**	**3,372,710**	**7,038,095**	**7,477,679**
	Workers' Compensation Cashflow Reserve (Fund 190)	160,215,483	159,853,390	158,549,393	158,645,320	159,693,098	160,755,057
	Total Fund Balances	239,256,926	245,846,045	246,890,821	254,581,770	264,148,391	270,631,676

Note: Ending Fund Balance is calculated by adding rows A+B+C+D+E+F-G

Scenario 4 - 3% Salary Increases After MOU Expirations
Orange County Fire Authority
Five-Year Financial Forecast

	Adjusted FY 2023/24	*Year 1* FY 2024/25	*Year 2* FY 2025/26	*Year 3* FY 2026/27	*Year 4* FY 2027/28	*Year 5* FY 2028/29
Beginning Fund Balance	270,626,063	239,256,926	245,846,045	246,890,821	254,581,770	260,067,504
General Fund Revenue	601,504,480	566,903,423	587,372,233	612,691,804	638,681,262	664,754,335
General Fund Expenditures	545,717,308	496,927,474	516,421,197	532,584,325	557,155,461	583,243,253
Paydown of UAAL/Retiree Medical	20,772,547	21,814,115	29,242,631	34,647,456	35,807,106	41,075,871
Total General Fund Expenditures	566,489,855	518,741,589	545,663,828	567,231,781	592,962,567	624,319,124
Net General Fund Revenue	**35,014,625**	**48,161,834**	**41,708,406**	**45,460,024**	**45,718,695**	**40,435,211**
Less Incremental Increase in 10% GF Op. Cont.	6,002,452	2,024,726	2,025,468	1,616,313	2,457,114	2,608,779
General Fund Surplus / (Deficit)	**29,012,173**	**46,137,108**	**39,682,938**	**43,843,711**	**43,261,581**	**37,826,431**
Operating Transfers to CIP Funds	29,012,173	46,137,108	39,682,938	43,843,711	43,261,581	37,826,431
Paydown of UAAL/Retiree Med. from GF Surplus	-	-	-	-	-	-
CIP Revenue	36,486,706	53,186,857	45,269,268	51,612,146	49,038,001	43,204,509
CIP Expenditures	88,642,153	51,349,080	47,719,930	48,414,660	49,811,100	51,762,700
CIP Surplus / (Deficit)	**(52,155,447)**	**1,837,777**	**(2,450,662)**	**3,197,486**	**(773,099)**	**(8,558,191)**
Other Fund Revenue	34,475,590	29,068,324	30,597,760	33,221,885	35,414,721	36,397,123
Other Fund Expenditures	24,841,461	32,903,643	33,861,043	35,122,355	36,484,767	37,559,270
Other Fund Surplus / (Deficit)	**9,634,129**	**(3,835,319)**	**(3,263,283)**	**(1,900,470)**	**(1,070,046)**	**(1,162,147)**
Ending CIP Fund Balance	**788,109**	**2,625,886**	**175,224**	**3,372,710**	**2,599,611**	**(5,958,580)**
Ending Fund Balance	**239,256,926**	**245,846,045**	**246,890,821**	**254,581,770**	**260,067,504**	**257,797,157**

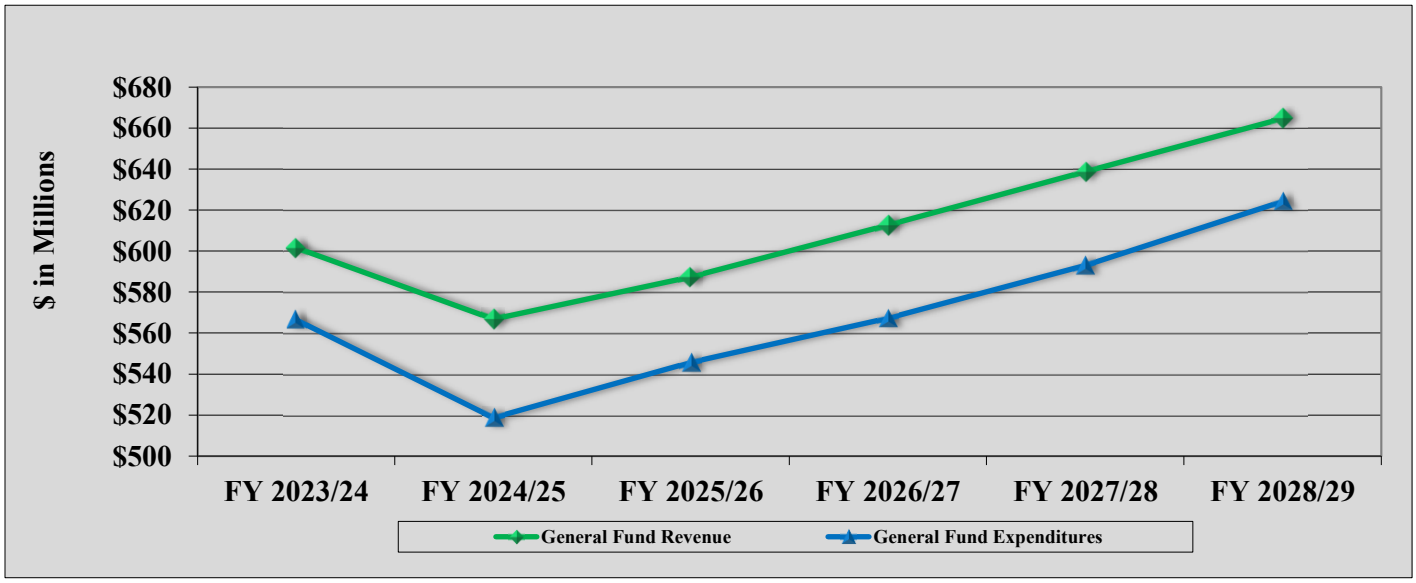

	FY 2023/24	FY 2024/25	FY 2025/26	FY 2026/27	FY 2027/28	FY 2028/29
General Fund Revenue	$ 601.50	$ 566.90	$ 587.37	$ 612.69	$ 638.68	$ 664.75
General Fund Expenditures	$ 566.49	$ 518.74	$ 545.66	$ 567.23	$ 592.96	$ 624.32

	Scenario 4 - 3% Salary Increases After MOU Expirations	ADJUSTED FY 2023/24	PROJECTED FY 2024/25	PROJECTED FY 2025/26	PROJECTED FY 2026/27	PROJECTED FY 2027/28	PROJECTED FY 2028/29
A.	**BEGINNING FUND BALANCE - All Funds Combined**	**270,626,063**	**239,256,926**	**245,846,045**	**246,890,821**	**254,581,770**	**260,067,504**
	GENERAL FUND Revenue & Expenditures						
	Property Taxes	341,623,616	357,632,685	370,545,630	406,462,356	427,228,203	448,867,204
	State Reimbursements	16,534,878	16,786,908	16,786,908	16,786,908	16,786,908	16,786,908
	Federal Reimbursements	100,000	100,000	100,000	100,000	100,000	100,000
	One-Time Grant/ABH/RDA	62,145,391	-	-	-	-	-
	Community Redevelopment Agency Pass-thru	23,334,866	28,532,644	30,765,240	14,629,608	15,509,971	16,249,560
	Cash Contracts	142,058,493	148,075,822	153,921,880	159,372,370	163,391,989	166,746,310
	Community Risk Reduction Fees	7,709,838	7,709,838	7,709,838	7,709,838	7,941,133	8,179,367
	ALS Supplies & Transport Reimbursement	4,547,600	4,547,600	4,547,600	4,547,600	4,547,600	4,547,600
	Interest Earnings	1,954,829	2,176,687	1,653,898	1,741,885	1,834,219	1,936,147
	Other Revenue	1,494,969	1,341,239	1,341,239	1,341,239	1,341,239	1,341,239
	General Fund Revenue	**601,504,480**	**566,903,423**	**587,372,233**	**612,691,804**	**638,681,262**	**664,754,335**
	New Positions for New Stations	-	-	-	1,180,970	1,820,674	4,957,270
	Employee Salaries	272,516,210	284,455,984	292,002,946	298,156,035	309,841,502	319,153,163
	Retirement - Regular Annual Payments	82,827,804	87,954,236	95,689,462	99,528,858	106,970,967	117,435,945
	Accelerated Pension / Retiree Medical Paydown	20,772,547	21,814,115	29,242,631	34,647,456	35,807,106	41,075,871
	Workers' Compensation (Transfer to Fund 190)	31,807,590	26,400,324	27,929,760	30,553,885	32,746,721	33,729,123
	Other Insurance	38,831,736	39,915,193	40,799,592	42,396,711	44,091,470	45,892,082
	Medicare	3,919,153	4,128,242	4,234,043	4,323,263	4,492,702	4,627,721
	One-Time Grant/ABH Expenditures	17,757,040	-	-	-	-	-
	Salaries & Employee Benefits	468,432,080	464,668,094	489,898,434	510,787,177	535,771,142	566,871,175
	Services & Supplies/Equipment	51,089,555	51,405,495	53,097,394	53,699,388	54,404,384	54,412,902
	Irvine Settlement Agreement (Transfer to Fund 139)	2,668,000	2,668,000	2,668,000	2,668,000	2,668,000	2,668,000
	New Station/Enhancements S&S Impacts	-	-	-	77,216	119,042	367,047
	One-Time Grant Expenditures	44,300,220	-	-	-	-	-
	General Fund Expenditures	**566,489,855**	**518,741,589**	**545,663,828**	**567,231,781**	**592,962,567**	**624,319,124**
B.	Incremental Increase in GF 10% Contingency	6,002,452	2,024,726	2,025,468	1,616,313	2,457,114	2,608,779
	GENERAL FUND SURPLUS/(DEFICIT)	**29,012,173**	**46,137,108**	**39,682,938**	**43,843,711**	**43,261,581**	**37,826,431**
C.	Operating Transfer from Operating Contingency	-	-	-	-	-	-
	Transfers to CIP Funds from General Fund Surplus	**29,012,173**	**46,137,108**	**39,682,938**	**43,843,711**	**43,261,581**	**37,826,431**
	One-Time Pension / Retiree Med. Paydown from GF Surplus	-	-	-	-	-	-
	CAPITAL IMPROVEMENT PROGRAM (CIP)						
	Interest Earnings	2,774,887	3,218,020	2,287,704	2,309,148	2,354,650	2,339,884
	Cash Contracts	1,893,746	1,963,179	2,022,076	2,082,737	2,145,219	2,209,574
	Developer Contributions	2,805,900	1,868,550	1,276,550	3,376,550	1,276,550	828,620
	Operating Transfers into CIP from General Fund Surplus	29,012,173	46,137,108	39,682,938	43,843,711	43,261,581	37,826,431
	Total CIP Revenue	36,486,706	53,186,857	45,269,268	51,612,146	49,038,001	43,204,509
	Fund 12110 - General Fund CIP	21,697,529	26,079,200	11,609,700	7,806,600	5,070,300	4,565,200
	Fund 123 - Fire Stations and Facilities	24,375,225	2,050,000	1,500,000	1,300,000	13,300,000	17,200,000
	Fund 124 - Communications & Information Systems	8,122,908	500,000	1,200,000	1,500,000	4,500,000	4,250,000
	Fund 133 - Fire Apparatus [a]	29,513,491	17,786,880	28,477,230	32,875,060	22,007,800	20,814,500
	Lease Purchase Payments	4,933,000	4,933,000	4,933,000	4,933,000	4,933,000	4,933,000
	Total CIP Expenses	88,642,153	51,349,080	47,719,930	48,414,660	49,811,100	51,762,700
D.	**CIP SURPLUS/(DEFICIT) -** Deposit to/withdraw from CIP reserve	**(52,155,447)**	**1,837,777**	**(2,450,662)**	**3,197,486**	**(773,099)**	**(8,558,191)**
	OTHER FUNDS						
	Fund 190 - WC Revenue - Transfer from GF	31,807,590	26,400,324	27,929,760	30,553,885	32,746,721	33,729,123
	Fund 190 - WC Revenue - Interest Earnings	4,237,974	5,473,226	3,959,286	3,996,398	4,075,148	4,049,591
	Fund 190 - WC Cashflow Payments per Actuary	19,125,125	32,235,643	33,193,043	34,454,355	35,816,767	36,891,270
E.	Deposit to WC Cashflow Reserve	16,920,439	(362,093)	(1,303,997)	95,928	1,005,102	887,444
	Fund 139 - Irvine Settlement Revenue - Transfer from GF	2,668,000	2,668,000	2,668,000	2,668,000	2,668,000	2,668,000
	Fund 139 - Irvine Settlement Revenue - Interest Earnings	911,755	1,088,709	773,968	781,223	796,617	791,621
	Fund 139 - Irvine Settlement Expenditures - Per Agreement	2,207,000	668,000	668,000	668,000	668,000	668,000
F.	Deposit to Fund 139 - Irvine Settlement Agmt.	1,372,755	3,088,709	2,773,968	2,781,223	2,796,617	2,791,621
G.	Fund 171 - SFFEF Expenditures	3,509,336	-	-	-	-	-
	ENDING FUND BALANCE (Note) - All Funds Combined	**239,256,926**	**245,846,045**	**246,890,821**	**254,581,770**	**260,067,503**	**257,797,157**
	Ending Balance by Fund						
	Operating Contingency (10% of Expenditures)	47,325,126	49,349,852	51,375,320	52,991,632	55,448,746	58,057,525
	Reserve for Cash Contract City Station Maintenance	475,000	475,000	475,000	475,000	475,000	475,000
	Structural Fire Fund Entitlement Fund (Fund 171)	112,625	112,625	112,625	112,625	112,625	112,625
	Irvine Settlement Agreement (Fund 139)	30,340,583	33,429,292	36,203,260	38,984,483	41,781,099	44,572,720
	CIP FUND BALANCE	**788,109**	**2,625,886**	**175,224**	**3,372,710**	**2,599,611**	**(5,958,580)**
	Workers' Compensation Cashflow Reserve (Fund 190)	160,215,483	159,853,390	158,549,393	158,645,320	159,650,422	160,537,866
	Total Fund Balances	239,256,926	245,846,045	246,890,821	254,581,770	260,067,503	257,797,157

Note: Ending Fund Balance is calculated by adding rows A+B+C+D+E+F-G

Forecast Assumptions – FY 2024/25 Budget

Basic Assumptions

The Adopted FY 2023/24 Budget, and the Five-Year Capital Improvement Plan approved by the Board of Directors on May 25, 2023 form the basis for this financial forecast with the following adjustments:

- Updated total beginning fund balance from the FY 2022/23 audited financial statements.
- All approved budget adjustments that have occurred since the adoption of the budget.
- Approved FY 2023/24 mid-year adjustments.
- Proposed 5-Year CIP Plan for FY 2024/25 – FY 2028/29.

General Fund Revenues

- ***Secured Property Taxes*** – The Harris & Associates Final 2024 Report Typical Scenario provides the growth factors assumed for the forecast. The following are projections of current secured property tax growth:

FY 2023/24	6.58%
FY 2024/25	5.72%
FY 2025/26	3.83%
FY 2026/27	10.26% (Irvine pass-thru revenues transferring to property tax in FY 2026/27)
FY 2027/28	5.38%
FY 2028/29	5.32%

- ***Public Utility, Unsecured, Homeowners Property Tax Relief, and Supplemental Delinquent Taxes –*** All of these categories of property taxes are projected to remain constant during the forecast period.
- ***State Reimbursements –*** State reimbursements are expected to remain constant, pending more details from CAL FIRE.
- ***Federal Reimbursements –*** This revenue is projected to remain constant.
- ***Community Redevelopment Agency Pass-thru Revenue –*** Harris & Associates completed a Redevelopment Area Excess Revenue Analysis of pass-thru and residual revenues from the dissolution of the redevelopment agencies dated April 1, 2024. The forecast figures come from this report. Dissolution of the Irvine Successor Agency is projected for FY 2026/27 and Irvine pass-thru revenues are projected to transfer to ad-valorem property tax revenue in this year.
- ***Cash Contracts –*** The forecast calculations are based on the Joint Powers Agreement and subsequent amendments with year-over-year changes ranging from 2.00% to 4.50%. In addition, this revenue category includes John Wayne Airport contract proceeds with an annual 4% increase cap, which is projected to continue through the forecast period.

- ***Community Risk Reduction Fees –*** Community Risk Reduction Fees are projected to remain constant through the forecast period from FY 2024/25 through FY 2028/29, pending any changes approved by the Board.
- ***ALS Supplies & Transport Reimbursements –*** This revenue is estimated to remain flat, pending any changes approved by the Board.
- ***Interest Earnings –*** Assumes an average annual return of 2.50% for FY 2023/24, 3.50% for FY 2024/25, 3.00% for FY 2025/26, and 2.50% thereafter.
- ***Other Revenue –*** This revenue source includes various items such as reimbursements for training and cost recovery for the firefighter handcrew and is projected to remain flat over the forecast period.

General Fund Expenditures

- ***Salaries & Employee Benefits –*** S&EB is composed of the following factors:
  - ✓ ***New Positions for New Stations –*** The forecast assumes that new vehicles will be in service for Station 67 starting 11/1/2026 and Station 12 on 7/1/2028.
  - ✓ ***Employee Salaries –*** Projected salaries reflect increases consistent with the approved labor group MOUs.
  - ✓ ***Retirement –*** Retirement costs reflect projected employer retirement rates, which are based on the OCERS provided rates for FY 2024/25. The projected employer rates in the outer years of the forecast are based on a Segal Consulting study dated July 12, 2023 provided by OCERS. FY 2024/25 rates are approximately 0.08% lower for safety and 0.90% higher for non-safety compared to FY 2023/24 rates.

FY	Safety	General	Source
2023/24	42.09%	34.12%	FY 2023/24 and FY 2024/25 based on OCERS provided rates. Outer years based on Segal Consulting Study dated July 12, 2023. Effective rates adjusted to remove impact of additional OCFA UAAL contributions.
2024/25	42.01%	35.02%	
2025/26	41.81%	34.92%	
2026/27	42.61%	35.52%	
2027/28	44.11%	36.62%	
2028/29	47.11%	38.72%	

In accordance with the Updated Snowball Strategy presented to the board in November 2015, the forecast includes the following unfunded liability paydowns:

- Contributing additional funds each year using projected savings that will be realized under new Public Employees' Pension Reform Act (PEPRA) of $6.8M in FY 2024/25 and continuing in different amounts until payment is complete.
- Contributing an additional $1M each year starting in FY 2016/17 and increasing by $2M each year until it reaches $15M and continuing at $15M thereafter.
- In prior years, contributed $1 million per year from surplus fund balance available in the Workers' Compensation Self-Insurance Fund from FY 2016/17 through FY 2020/21.

- Beginning in FY 2017/18 at mid-year, if CIP is sufficiently funded, allocate 50% of the General Fund surplus, if any, to UAAL with the remaining 50% used to fund CIP.

✓ ***Workers' Compensation –*** FY 2024/25 assumes a 50% confidence level for ongoing Workers' Compensation costs. The 50% confidence level is assumed throughout the forecast period. Workers' Compensation costs in the forecast period are based on projected payments in the Rivelle Consulting Services January 2024 Study.

✓ ***Other Insurance –*** Medical insurance rates for firefighters assume no increases through FY 2025/26 and 2.50% annual increases thereafter. For staff members, they are projected to grow by 10% annually. This category also includes $37,000 for unemployment insurance in FY 2024/25.

✓ ***Medicare –*** Annual amounts are calculated at 1.45% of projected salaries.

- ***Services and Supplies (S&S)*** – S&S is held flat unless a new fire station is built, specific increases have been identified by section managers, or one-time grant proceeds have been received.

Net General Fund Revenue

This figure equals the General Fund Revenue minus the General Fund Expenditures.

Incremental Increase in General Fund 10% Contingency

This is the amount needed to add to the General Fund 10% Contingency each year to maintain this category of fund balance at the required policy level of 10% of General Fund expenditures (less one-time expenditures).

Transfer to Fund 139 from General Fund Surplus

This is the amount needed to pay for City of Irvine Settlement Agreement costs.

General Fund Surplus/(Deficit)

This figure is equal to the Net General Fund Revenue less the incremental increase in the General Fund 10% Contingency and the transfer out to Fund 139. In years when there is a surplus, unless an exception is triggered, 50% is transferred to the CIP funds and 50% is used to paydown unfunded liabilities as outlined in the Financial Stability Budget Policy. In years when there is a deficit, the deficit amount must be drawn from the 10% Contingency, and once those are exhausted, from fund balance for CIP.

Capital Improvement Program/Other Funds Revenue

- ***Interest Earnings*** – Assumes an average annual return of 2.50% for FY 2023/24, 3.50% for FY 2024/25, 3.00% for FY 2025/26, and 2.50% thereafter.
- ***State/Federal Reimbursement*** – The forecast assumes no State/Federal reimbursement revenue in the forecast period.

- ***Cash Contracts*** – The forecast calculations are based on the Joint Powers Agreement and subsequent amendments.
- ***Developer Contributions*** – The forecast assumes we will receive developer contributions to fund fire stations and vehicles in all years through FY 2028/29.
- ***Workers' Compensation Transfer*** – These amounts equal the General Fund Workers' Compensation budget.
- ***Fund 139 Transfer*** – These amounts are transferred from the General Fund to pay for various expenditures required under the City of Irvine Settlement Agreement.
- ***Operating Transfer In*** – This figure equals the Operating Transfer Out from the General Fund.

Capital Improvement Program/Other Funds Expenditures

Expenditures for each CIP fund are based on the CIP Budget.

- ***Irvine Settlement (Fund 139)*** – Budgeted expenditures in Fund 139 are based on the City of Irvine Settlement Agreement.
- ***Structural Fire Fund Entitlement (Fund 171)*** – The forecast period assumes no Structural Fire Fund Entitlement expenditures beyond FY 2023/24.
- ***Self-Insurance Fund (Fund 190)*** – Self-Insurance Fund expenditures are based on projected payments in the Rivelle Consulting Services January 2024 Workers' Compensation Actuarial Study.

Fund Balances

- ***Operating Contingency*** – Reflects policy of 10% of the General Fund expenditures each year (less one-time expenditures and UAAL payments). General Fund deficits (if applicable) are deducted from this category of fund balance.

Assigned Fund Balances

- ***Irvine Settlement (Fund 139)*** – Funding is set aside for City of Irvine Settlement Agreement costs, including the 115 Trust.
- ***Self-Insurance Fund (Fund 190)*** – Funding is set aside for Workers' Compensation outstanding claims at the 50% confidence level per Board policy. The required amount is based on the actuarial report for Estimated Outstanding Losses as of the last full fiscal year prior to report issuance. The required funding levels are maintained by retaining funds in fund balance that reflect the difference between the workers' compensation transfer and Fund 190 expenditures.
- ***Capital Improvement Program*** – This fund balance includes funding for future capital replacements and is reduced annually by the cost of capital assets and increased in years when there are Operating Transfers into the CIP.

ORANGE COUNTY FIRE AUTHORITY
Salaries & Employee Benefits Assumptions
Mau 2024

Salaries

Vacant Positions

- Vacant unfrozen positions are budgeted as follows:
  - ✓ Firefighter – step 1
  - ✓ Fire Apparatus Engineer – step 10
  - ✓ Captain – step 10
  - ✓ Fire Battalion Chief – middle of range
  - ✓ Staff positions – step 5 for entry level positions, and step 10 for positions with promotional opportunities within the same occupational class series. Mid-range assumed for Administrative Manager positions.

- The following 11 frozen positions are not funded in the proposed FY 2024/25 Budget:
  - ✓ 9 Hand Crew Firefighter, Limited Term (Wildland Operations)
  - ✓ 1 Communications Installer I/II, Full-Time (IT)
  - ✓ 1 Communications Installer I/II, Part-Time (IT)

New Positions

- The following positions are added effective July 1, 2024:
  - ✓ 1 Public Relations Specialist to support Public Information Office.
  - ✓ 1 Human Relations Analyst I to support the Worker's Compensation Program within Risk Management.

- The following positions are added effective October 1, 2024:
  - ✓ 1 Buyer to support Purchasing.
  - ✓ 1 Fire Communications Dispatcher to support Emergency Command Center.
  - ✓ 1 Fleet Services Supervisor to support Fleet Services as recommended by City Gate study.
  - ✓ 1 Senior Information Technology Analyst to establish new section "Project Management, Governance, and Administration" within Information Technology.
  - ✓ 1 Administrative Fire Captain unfrozen and funded to support Division 4.

- The following positions are added effective January 1, 2025:
  - ✓ 1 Senior Accounting Support Specialist to support Finance.
  - ✓ 2 Heavy Equipment Technician I to support Fleet Services as recommended by City Gate study.
  - ✓ 1 Senior Management Analyst to establish new section "Project Management, Governance, and Administration" within Information Technology.
  - ✓ 1 Facilities Maintenance Manager and 1 Facilities Specialist within Property Management to support numerous projects and ongoing station repair and rehabilitation in accordance with the 2022 Station Facilities Assessment Study.

- ✓ 1 Fire Pilot, 1 Fire Captain, and 3 Firefighter/Paramedic positions to convert a second helicopter in service to 24 hour emergency response within Air Operations.
- ✓ 3 Firefighter/Paramedic positions to convert an existing Paramedic Assessment Unit Engine into an Advanced Life Support Paramedic Engine.

Merit Increases for Eligible Employees

- Only for eligible employees based on successful completion of performance evaluation.
- Firefighter Unit and OCEA: 2 ½ steps or 6.875% up to step 12.
- Administrative Management and Executive Management: up to 5.5% merit/step increase in August 2024, not to exceed top step.

MOU Changes

- Fire Management
  - ✓ Rates include cost-of-living adjustment of 2.25% effective July 1, 2024.
  - ✓ Duty Officer Compensation is 9.5% effective July 1, 2024, an increase of 1% from the prior year.
- Firefighter Unit
  - ✓ Rates include cost-of-living adjustment of 3.5% effective March 22, 2024 and 2.75% effective March 21, 2025.
  - ✓ Fire Apparatus Engineer Paramedic Incentive Pay is adjusted from $500 per month to 7.5% of the employee's base salary effective March 21, 2025.
  - ✓ Rates include salary range adjustment for Fire Pilot and Chief Fire Pilot, and specialty pay amendments to EMT Pay for Handcrew Firefighters, Hazardous Duty Pay for Heavy Fire Equipment Officers and Swampers, and Fire Apparatus Engineer Paramedic Incentive Pay per the 3631 Side Letter Agreement effective May 3, 2024.
  - ✓ New employees hired on or after 1/1/2013 assumed to be under 2.7% @ 57 retirement plan; employee contributions vary based on age of entry.
- Administrative Management
  - ✓ Rates include cost-of-living adjustment of 2.3% effective June 28, 2024.
  - ✓ Longevity Pay is added for each employee at the rates of 1.5% upon commencement of their fifth year in an Administrative Management position and 3% upon commencement of their tenth year in an Administrative Management position effective June 28, 2024.
  - ✓ New employees hired on or after 1/1/2013 assumed to be under 2.5% @ 67 retirement plan; employee contributions vary based on age of entry.
- Orange County Employees Association (OCEA)
  - ✓ Rates include cost-of-living adjustment of 3.5% effective May 3, 2024 and 2.75% effective May 2, 2025.
  - ✓ New employees hired on or after 1/1/2013 assumed to be under 2.5% @ 67 retirement plan; employee contributions vary based on age of entry.

- Executive Management
  - ✓ Deputy Chief and Assistant Chief salary ranges are adjusted based on 2023-2027 Fire Management MOU negotiated changes, if triggered by the provisions that define the calculated salary spreads.

The following table shows the expiration date of the latest MOU for each labor group:

Chief Officers Association	September 30, 2027
Professional Firefighters Association	March 22, 2027
Management Association	June 22, 2027
Orange County Employees Association	April 26, 2027

Backfill/Holiday/FLSA Adjustment

- Backfill is estimated at $55,611,140 for FY 2024/25.
- Estimate is allocated to divisions/sections based on historical usage ratios.
- Holiday pay and FLSA adjustment are budgeted on a per employee basis.

Reserve Firefighters

- Based on FY 2024/25 projected usage.

Other Pay

- The following Other Pays were calculated on a per employee basis:
  Supplemental Assignment Pay, Supplemental Incentive Pay, Air Pack Certification Bonus Pay, Education Incentive Pay, Paramedic Pay, Emergency Medical Technician (EMT) Bonus, Duty Officer Compensation, Bilingual Pay, Executive Management Car Allowance, FAE/PM Incentive Pay, Manpower Coordinator Pay, Aircraft Rescue Fire Fighting (ARFF) Pay, ARFF Crane Operator Pay, Hazardous Duty Pay, Chief Officer Longevity Pay, Admin Manager Longevity Pay, Admin Manager Deferred Compensation, and Executive Management Deferred Compensation.

- The following Other Pays were calculated based on historical costs:
  ECC Move-Up Supervisor Pay, ECC Night Differential Pay, Emergency Medical Dispatch (EMD) Pay, On-Call Pay, Urban Search and Rescue (US&R) Pays, Hazardous Materials Pays, Paramedic Bonus Pay, Dispatch Trainer Pay, Plan Review Pay, and Canine Program Pay.

Vacation/Sick Payoff

- Vacation/Sick Payoff is estimated at $5,793,018 for FY 2024/25 including retirement and Medicare benefits.
- Based on projected trends.
- Allocated to divisions/sections based on historical usage ratios.

Salary Savings

- Salary savings for vacancies are estimated at $6,438,655 for FY 2024/25 including retirement and Medicare benefits based on projected vacancies in the Firefighter, Fire Apparatus Engineer, and Fire Captain ranks.

Benefits

Group Medical

- Firefighter Unit – based on FF Health Plan Agreement rates of $2,200 per month effective 1/1/2021 – no change from prior year.
- OCEA – based on OCEA MOU rate of $1,222 per month effective 1/1/2024 and $1,366 per month effective 1/1/2025.

Health & Welfare

- OCEA - $52.20 per month per position – no change from prior years.
- Firefighter Unit – based on the FF Health Plan Agreement, the Health and Welfare will no longer be separately calculated but included as part of the Firefighter Unit Group Medical rate.

Management Insurance

- Includes Management Optional Benefits of $2,100 per year effective January 1, 2024.
- Assumes no changes to Life, AD&D and Disability Insurance rates.
- Dental and Vision rates are estimated to increase by 5.00% beginning 1/1/2025.

Retirement	**FY 2024/25 Rate**
General (OCEA)	37.41%
FF Unit	47.43%
Management (safety)	45.50%
Management (non-safety)	37.41%
Supported Employment	31.41%

- The above retirement rates represent rates for employees hired prior to 7/1/2011, and are net of employee contributions.
- New hires employed after 1/1/2013 are subject to the PEPRA Plan with a lower retirement rate.
- Retirement costs are net of savings related to the prepayment to OCERS of $2,306,031.

Workers' Compensation

- FY 2024/25 amount of $26,400,324 represents the projected expenditures at the 50% confidence level based on the actuarial report dated January 2024.
- Third Party Administrator (TPA) and excess insurance costs are included in Services and Supplies.

Unemployment Insurance

- Budgeted at $37,000 for FY 2024/25 based on historical data.

Medicare

- 1.45% of salary for employees hired after 4/1/1986.
- Calculated effective rates are applied to Backfill/Overtime, Other Pays, Vacation/Sick Payoffs, and Salary Savings.

Fixed & Controlled Assets

Definition

Fixed Assets are property, plant and equipment with an estimated useful life greater than one year. A Fixed Asset has an original cost greater than or equal to $5,000. These assets are reported and depreciated in audited financial statements.

Roles/Responsibilities/Authorities Matrix (Matrix)

- The Matrix provides that the Board of Directors delegates the authority to purchase fixed assets identified in the Adopted Budget to the Chief Procurement Officer with its annual adoption of the budget, provided that the selection process follows that which is outlined in OCFA Ordinance 9 (Purchasing Ordinance).

- The Matrix also provides that the Board of Directors delegates authority to the Executive Committee to award contracts for the purchase of those fixed assets which exceed the line item amount identified in the Adopted Budget by 15% or $100,000 (whichever is less).

Procurement of Fixed and Controlled Assets

- Significant Fixed Asset purchases are identified annually in the Capital Improvement Program (CIP) budget. These itemized line items include project-specific accounting, item descriptions, and respective budgeted amounts, and are approved by the Board of Directors as part of the Budget Process.

- Lower-value, as-needed miscellaneous Fixed and Controlled Assets are included in the General Fund Department budgets and not reflected in the CIP. Given the nature of these low value fixed and controlled assets, it is practical for departments to aggregate their anticipated spend into a single line item budget in-lieu of itemizing each miscellaneous purchase. Therefore, approval and adoption of the General Fund Department budgets includes the approval of the as-needed purchase of miscellaneous fixed and controlled assets within the amounts allocated in each Department budget.

ORANGE COUNTY FIRE AUTHORITY
FUND 121 - GENERAL FUND
REVENUE SUMMARY
FY 2024/25

DESCRIPTION	FY 2023/24 Adjusted Budget [1]	FY 2024/25 Draft Proposed Budget	$ Change from FY 2023/24 Adjusted Budget	% Change from FY 2023/24 Adjusted Budget
PROPERTY TAXES [2]	$341,623,616	$357,632,685	$16,009,069	4.69%
INTERGOVERNMENTAL	39,481,744	45,419,552	5,937,808	15.04%
CHARGES FOR CURRENT SERVICES	154,342,457	160,354,637	6,012,180	3.90%
USE OF MONEY AND PROPERTY [3]	2,018,772	2,242,549	223,777	11.08%
OTHER	1,305,000	1,254,000	(51,000)	-3.91%
SUBTOTAL REVENUE	**538,771,589**	**566,903,423**	**28,131,834**	**5.22%**
ONE-TIME REVENUE [4]	62,732,891	-	(62,732,891)	-100.00%
TOTAL REVENUE	**$601,504,480**	**$566,903,423**	**($34,601,057)**	**-5.75%**

[1] The FY 2023/24 Adjusted Budget includes all Board approved adjustments to date.
[2] Property Taxes are based on Harris & Associates final study dated April 1, 2024.
[3] Projected interest earnings are based on an annual return of 3.50% for FY 2024/25.
[4] One-Time Revenue includes one-time grants, reimbursements, and other revenue that is non-recurring in nature.

ORANGE COUNTY FIRE AUTHORITY
FUND 121 - GENERAL FUND
REVENUE DETAIL
FY 2024/25

DESCRIPTION	FY 2023/24 Adjusted Budget	FY 2024/25 Draft Proposed Budget	$ Change from FY 2023/24 Adjusted Budget	% Change from FY 2023/24 Adjusted Budget
TAXES				
Property Taxes, Current Secured	$322,737,091	$339,914,731	$17,177,640	5.32%
Property Taxes, Current Unsecured	9,920,443	9,885,549	(34,894)	-0.35%
Property Taxes, Prior Unsecured	183,946	183,429	(517)	-0.28%
Property Taxes, Supplemental	7,297,568	6,211,327	(1,086,241)	-14.88%
Delinquent Supplemental	193,819	155,424	(38,395)	-19.81%
Homeowner Property Tax	1,290,749	1,282,225	(8,524)	-0.66%
TOTAL PROPERTY TAXES	**341,623,616**	**357,632,685**	**16,009,069**	**4.69%**
INTERGOVERNMENTAL				
State				
SRA-Wild lands (CAL FIRE Contract)	14,996,358	15,736,388	740,030	4.93%
SRA-Wildlands (CAL FIRE Contract) - GGRF	840,520	840,520	-	0.00%
Assistance by Hire (State)	200,000	200,000	-	0.00%
Helicopters' Billing - CAL FIRE	10,000	10,000	-	0.00%
SUBTOTAL	**16,046,878**	**16,786,908**	**740,030**	**4.61%**
Federal				
Assistance by Hire (Federal)	100,000	100,000	-	0.00%
SUBTOTAL	**100,000**	**100,000**	**-**	**0.00%**
CRA Pass-Through				
Mission Viejo Pass-Through	1,712,729	1,792,769	80,040	4.67%
Irvine Pass-Through	10,310,253	15,041,533	4,731,280	45.89%
La Palma Pass-Through	490,122	511,510	21,388	4.36%
Lake Forest Pass-Through	1,133,654	1,128,470	(5,184)	-0.46%
San Juan Cap. Pass-Through	2,035,711	2,130,899	95,188	4.68%
County of Orange Pass-Through	3,937,713	4,051,419	113,706	2.89%
Yorba Linda Pass-Through	3,714,684	3,876,044	161,360	4.34%
SUBTOTAL	**23,334,866**	**28,532,644**	**5,197,778**	**22.27%**
TOTAL INTERGOVERNMENTAL	**39,481,744**	**45,419,552**	**5,937,808**	**15.04%**

ORANGE COUNTY FIRE AUTHORITY
FUND 121 - GENERAL FUND
REVENUE DETAIL
FY 2024/25

DESCRIPTION	FY 2023/24 Adjusted Budget	FY 2024/25 Draft Proposed Budget	$ Change from FY 2023/24 Adjusted Budget	% Change from FY 2023/24 Adjusted Budget
CHARGES FOR CURRENT SERVICES				
Cash Contracts [1]				
Facility Maintenance Charges	439,165	465,000	25,835	5.88%
Tustin	10,315,921	10,830,547	514,626	4.99%
Seal Beach	6,624,931	6,896,553	271,622	4.10%
Stanton	5,427,532	5,650,061	222,529	4.10%
Santa Ana	48,484,012	50,427,675	1,943,663	4.01%
JWA Contract	5,776,864	6,007,208	230,344	3.99%
Buena Park	14,319,349	14,998,115	678,766	4.74%
San Clemente	11,216,107	11,743,322	527,215	4.70%
Westminster	13,710,835	14,272,979	562,144	4.10%
Garden Grove	25,743,777	26,784,362	1,040,585	4.04%
SUBTOTAL	**142,058,493**	**148,075,822**	**6,017,329**	**4.24%**
Community Risk Reduction Fees				
AR Late Payment Penalty	25,000	20,000	(5,000)	-20.00%
Inspection Services Revenue	1,965,297	1,965,297	-	0.00%
Planning & Development Fees	5,706,541	5,706,541	-	0.00%
False Alarm	18,000	18,000	-	0.00%
SUBTOTAL	**7,714,838**	**7,709,838**	**(5,000)**	**-0.06%**
Other Charges for Services				
Haz. Mat. Response Subscription Program	6,526	6,377	(149)	-2.28%
Charge for Crews &Equipment Services	15,000	15,000	-	0.00%
SUBTOTAL	**21,526**	**21,377**	**(149)**	**-0.69%**
Ambulance Reimbursements				
Ambulance Supplies Reimbursement	1,230,100	1,230,100	-	0.00%
ALS Transport Reimbursement	3,317,500	3,317,500	-	0.00%
SUBTOTAL	**4,547,600**	**4,547,600**	**-**	**0.00%**
TOTAL CHGS FOR CURRENT SVCS	**154,342,457**	**160,354,637**	**6,012,180**	**3.90%**

[1] Final charge letters will be sent after budget adoption. FY 2024/25 includes the final year of the 4th Post Position Phase-In Costs for the cities of Buena Park, San Clemente and Tustin.

ORANGE COUNTY FIRE AUTHORITY
FUND 121 - GENERAL FUND
REVENUE DETAIL
FY 2024/25

DESCRIPTION	FY 2023/24 Adjusted Budget	FY 2024/25 Draft Proposed Budget	$ Change from FY 2023/24 Adjusted Budget	% Change from FY 2023/24 Adjusted Budget
USE OF MONEY AND PROPERTY				
Interest				
Interest	1,954,829	2,176,687	221,858	11.35%
SUBTOTAL	**1,954,829**	**2,176,687**	**221,858**	**11.35%**
Other				
RFOTC Cell Tower Lease Agreement	63,943	65,862	1,919	3.00%
SUBTOTAL	**63,943**	**65,862**	**1,919**	**3.00%**
TOTAL USE OF MONEY/PROPERTY	**2,018,772**	**2,242,549**	**223,777**	**11.08%**
REVENUE - OTHER				
Miscellaneous Revenue				
Other Revenue	11,000	8,400	(2,600)	-23.64%
Miscellaneous Revenue	200,000	200,000	-	0.00%
Restitution	6,000	6,000	-	0.00%
Witness Fees	3,000	4,600	1,600	53.33%
Joint Apprenticeship Comm (CFFJAC)	450,000	450,000	-	0.00%
Santa Ana College Agreement	600,000	550,000	(50,000)	-8.33%
Sales of Surplus	35,000	35,000	-	0.00%
TOTAL OTHER REVENUE	**1,305,000**	**1,254,000**	**(51,000)**	**-3.91%**
SUBTOTAL REVENUE	**538,771,589**	**566,903,423**	**28,131,834**	**5.22%**
ONE-TIME REVENUE	**62,732,891**	**-**	**(62,732,891)**	**-100.00%**
TOTAL REVENUE	**$601,504,480**	**$566,903,423**	**($34,601,057)**	**-5.75%**

ORANGE COUNTY FIRE AUTHORITY
FY 2024/25 Revenue Assumptions
May 2024

Property Taxes

Current Secured

- Based on projected growth in current secured property tax of 5.72% for FY 2024/25 per Harris & Associates final study dated April 1, 2024, applied to the FY 2023/24 tax ledger and an estimated 1.33% refund factor.
- Public utility taxes (PUT) are based on historical averages and the FY 2023/24 tax ledger. These are taxes that are imposed on property owned or used by railway, telegraph, and telephone companies as well as companies transmitting or selling gas or electricity.
- Teeter revenues are based on historical averages and the FY 2023/24 tax ledger. These are revenues received from the county for the current year's delinquent property taxes.

Current Unsecured

- Based on 0% growth factor as provided by Harris & Associates.
- Based on the FY 2023/24 tax ledger and an estimated 6.51% refund factor.
- Unsecured property includes boats, aircraft, improvements on real estate, business property, and mining rights.

Supplemental

- This category of revenue is budgeted based on historical averages and adjusted annually as part of the mid-year budget adjustment.

Homeowner Property Tax Relief

- Based on FY 2023/24 tax charge and a reduction factor of 0.65% for FY 2024/25, which reflects historical trends.

Intergovernmental

State Responsibility Area (SRA) – Wildlands CAL FIRE Contract

- Based on the FY 2023/24 final contract amount less one-time funding per the Gray Book (CAL FIRE's notice of allocation to the contract counties).

Assistance by Hire – State

- This category of revenue is inconsistent from year to year and thus budgeted at a consistent level and adjusted annually as part of the mid-year budget adjustment.

Assistance by Hire – Federal

- This category of revenue is inconsistent from year to year and thus budgeted at a consistent level and adjusted annually as part of the mid-year budget adjustment.

Community Redevelopment Agency (CRA) Pass-thru

- The proposed budget is based on projections from the Harris & Associates final report dated April 1, 2024.

Charges for Current Services

Cash Contract Cities

- Based on estimated FY 2024/25 budget increases of 4.06% for Garden Grove and Santa Ana and 4.10% for the remaining cash contract cities.
- Based on the 20-year JPA agreement.
- FY 2024/25 includes the final year of the 4th Post Position Phase-In Costs for the cities of Buena Park, San Clemente and Tustin.

John Wayne Airport Contract

- Based on the FY 2024/25 final charge.

Community Risk Reduction Fees

- Planning and Development (P&D) Fees and Inspection Services Revenue are based on the FY 2023/24 projection using the fee study, prior and current year trends, and input from the CRR staff.

Advance Life Support (ALS) Transport and Supplies Reimbursements

- Based on FY 2023/24 projection.

Use of Money and Property

Interest

- Projected interest earnings are based on an estimated annual return of 3.50% for FY 2024/25.

Other Revenue

Miscellaneous Revenue

- Based on prior year actuals, FY 2023/24 projections, and various lease agreements as applicable.

ORANGE COUNTY FIRE AUTHORITY
BUSINESS SERVICES DEPARTMENT S&S SUMMARY
FY 2024/25 BUDGET

Divisions/Sections	2023/24 Base Budget	2024/25 Request	$ Change fr 2023/24 Base Budget
JPA Board of Directors			
JPA Board of Directors	35,328	35,328	-
Total JPA Board of Directors	35,328	35,328	-
Clerk of the Authority			
Clerk	29,869	29,869	-
Total Clerk of the Authority	29,869	29,869	-
Finance			
Financial Services	263,708	263,708	-
Total Finance	263,708	263,708	-
Purchasing			
Purchasing	48,842	48,842	-
Total Purchasing	48,842	48,842	-
Treasury and Financial Planning			
Treasury & Financial Planning [1]	211,813	3,064,313	2,852,500
Total Treasury and Financial Planning	211,813	3,064,313	2,852,500
Legislation			
Legislation	145,625	145,625	-
Total Legislation	145,625	145,625	-
Department Total	**735,185**	**3,587,685**	**2,852,500**

Grant funding and one-time items are not included in the FY 2023/24 base budget.
[1] Increase due to sustained higher costs of interfund borrowing expense previously adjusted by Mid-Year Adjustment.

BUSINESS SERVICES DEPARTMENT
JPA BOARD OF DIRECTORS
ORG 9951

Item Description	2023/24 Base Budget	2024/25 Request	$ Change fr 2023/24 Base Budget
SERVICES & SUPPLIES:			
Account 1101 - Food			
Food for Board Meetings	17,378	17,378	-
Food for Special Meetings	750	750	-
Subtotal	**18,128**	**18,128**	**-**
Account 1801`1810 - Office Expense			
Name Plates/Badges	1,000	1,000	-
Subtotal	**1,000**	**1,000**	**-**
Account 2401`2409 - Special Department Expense			
Commemorations	3,000	3,000	-
Employee Recognition	3,000	3,000	-
Subtotal	**6,000**	**6,000**	**-**
Account 2701`2703 - Travel, Training and Meetings			
Executive Committee Reimbursement	1,800	1,800	-
Standing Committees Reimbursement	8,400	8,400	-
Subtotal	**10,200**	**10,200**	**-**
Total S&S: JPA Board of Directors	**35,328**	**35,328**	**-**

BUSINESS SERVICES DEPARTMENT
CLERK OF THE AUTHORITY
ORG 3311

Item Description	2023/24 Base Budget	2024/25 Request	$ Change fr 2023/24 Base Budget
SERVICES & SUPPLIES:			
Account 1601 - Memberships			
Professional Memberships	1,400	1,400	-
Subtotal	**1,400**	**1,400**	**-**
Account 1801`1810 - Office Expense			
Postage Expense	17,000	17,000	-
Office Supplies	1,780	1,780	-
Minor Office Equipment	4,239	4,239	-
Subtotal	**23,019**	**23,019**	**-**
Account 2001 - Publications and Legal Notices			
Legal Publications (Public Hearings/Notices)	2,000	2,000	-
Subtotal	**2,000**	**2,000**	**-**
Account 2401`2409 - Special Department Expense			
Special Transportation Needs	450	450	-
Subtotal	**450**	**450**	**-**
Account 2701`2703 - Travel, Training and Meetings			
Training/Seminars	3,000	3,000	-
Subtotal	**3,000**	**3,000**	**-**
Total S&S: Clerk of Authority	**29,869**	**29,869**	**-**

BUSINESS SERVICES DEPARTMENT
FINANCE
ORG 3310

Item Description	2023/24 Base Budget	2024/25 Request	$ Change fr 2023/24 Base Budget
SERVICES & SUPPLIES:			
Account 1601 - Memberships			
AGA/AICPA/State Board	250	-	(250)
American Payroll Association	750	900	150
CSMFO	550	785	235
GFOA	700	850	150
Society for HR Management (SHRM)	-	244	244
Public Sector HR Association (PSHRA)	-	175	175
Subtotal	**2,250**	**2,954**	**704**
Account 1801`1810 - Office Expense			
Office Supplies	10,000	10,000	-
Postage Expense	500	500	-
Printing Costs	2,000	5,000	3,000
Office Equipment	1,000	1,000	-
Office Furniture	1,500	1,500	-
Subtotal	**15,000**	**18,000**	**3,000**
Account 1901`1908 - Professional and Specialized Services			
Workflow Improvement/Compliance Reporting	17,000	17,000	-
SB90 Claims Consultant	2,500	-	(2,500)
Collection Agency Fees	6,000	6,000	-
Miscellaneous Professional Services	27,708	24,708	(3,000)
AP Workflow Project	31,800	31,800	-
Internal Control Reviews	25,000	-	(25,000)
Public Accounting	75,000	100,000	25,000
Subtotal	**185,008**	**179,508**	**(5,500)**
Account 2101 - Rents and Leases - Equipment			
Document Destruction	1,000	1,000	-
Post Office Box Rental - Accounts Receivable	3,000	3,000	-
Subtotal	**4,000**	**4,000**	**-**
Account 2701`2703 - Travel, Training and Meetings			
CSMFO/GFOA/League Training/Conferences	10,000	11,796	1,796
AICPA/CSMFO/GFOA Webcast	3,000	3,000	-
APA/AICPA/State CPA/SCT Tech. Training	5,000	5,000	-
Banner/SCT Payroll/Finance Training	39,450	39,450	-
Subtotal	**57,450**	**59,246**	**1,796**
Total S&S: Finance Division	**263,708**	**263,708**	**-**

BUSINESS SERVICES DEPARTMENT
PURCHASING
ORG 3335

Item Description	2023/24 Base Budget	2024/25 Request	$ Change fr 2023/24 Base Budget
SERVICES & SUPPLIES:			
Account 1601 - Memberships			
CA Assoc. of Public Purchasing Officers (CAPPO)	650	650	-
Nat'l Institute of Govt. Purchasing (NIGP)	550	550	-
National Purchasing Institute (NPI)	90	90	-
Subtotal	**1,290**	**1,290**	**-**
Account 1801`1810 - Office Expense			
Miscellaneous Books & Subscriptions	400	400	-
Miscellaneous Supplies	1,332	1,332	-
Printing	200	200	-
Subtotal	**1,932**	**1,932**	**-**
Account 1901`1908 - Professional and Specialized Services			
Planet Bids Base Software - Annual Fee	14,600	14,600	-
Planet Bids Emerg. Ops - Annual Fee	4,500	4,500	-
Planet Bids Insurance Certification - Annual Fee	3,225	3,225	-
Planet Bids Add-on - Annual Fee	2,625	2,625	-
Planet Bids RFP Module - Annual Fee	4,250	4,250	-
Planet Bids Commodity Code Licensing	800	800	-
Subtotal	**30,000**	**30,000**	**-**
Account 2001 - Publications and Legal Notices			
Advertising Formal Bids	1,000	1,000	-
Subtotal	**1,000**	**1,000**	**-**
Account 2401`2409 - Special Department Expense			
Achievement of Excellence Award	400	400	-
Subtotal	**400**	**400**	**-**
Account 2701`2703 - Travel, Training and Meetings			
CAPPO Annual Conference	3,000	3,000	-
CAPPO Chapter Meetings	500	500	-
Professional Development Seminars	10,720	10,720	-
Subtotal	**14,220**	**14,220**	**-**
Total S&S: Purchasing	**48,842**	**48,842**	**-**

BUSINESS SERVICES DEPARTMENT
TREASURY AND FINANCIAL PLANNING
ORG 3333

Item Description	2023/24 Base Budget	2024/25 Request	$ Change fr 2023/24 Base Budget
SERVICES & SUPPLIES:			
Account 1301`1302 - Maintenance/Repair - Vehicles/Equipment			
Investment Software - Annual Support	4,620	4,944	324
Subtotal	**4,620**	**4,944**	**324**
Account 1601 - Memberships			
California Municipal Treasurers Association	190	190	-
CSMFO	750	750	-
GFOA	600	600	-
NAGDCA	600	600	-
Subtotal	**2,140**	**2,140**	**-**
Account 1704 - Interest Expense			
Interest Expense for Interfund Borrowing	35,000	2,887,500	2,852,500
Subtotal	**35,000**	**2,887,500**	**2,852,500**
Account 1901`1908 - Professional and Specialized Services			
Cash Management Fees	80,000	80,000	-
Harris & Associates Tax Study	81,000	81,000	-
Subtotal	**161,000**	**161,000**	**-**
Account 2401`2409 - Special Department Expense			
Annual Property Tax Roll - County Assessor	2,500	2,500	-
Subtotal	**2,500**	**2,500**	**-**
Account 2701`2703 - Travel, Training and Meetings			
CSMFO/GFOA Seminars	6,553	6,229	(324)
Subtotal	**6,553**	**6,229**	**(324)**
Total S&S: Treasury & Financial Planning	**211,813**	**3,064,313**	**2,852,500**

BUSINESS SERVICES DEPARTMENT
LEGISLATION
ORG 3360

Item Description	2023/24 Base Budget	2024/25 Request	$ Change fr 2023/24 Base Budget
SERVICES & SUPPLIES:			
Account 1601 - Memberships			
California Fire Chiefs Association	125	125	-
Subtotal	**125**	**125**	**-**
Account 1901`1908 - Professional and Specialized Services			
Government Consulting Services (State)	69,000	69,000	-
Legislative Consultant (Federal)	57,000	57,000	-
State Net	2,500	2,500	-
Association of Contract Counties (Consultant)	7,000	7,000	-
Subtotal	**135,500**	**135,500**	**-**
Account 2701`2703 - Travel, Training and Meetings			
Travel	10,000	10,000	-
Subtotal	**10,000**	**10,000**	**-**
Total S&S: Legislation Division	**145,625**	**145,625**	**-**

FIRE
ORANGE COUNTY
CALIFORNIA
AUTHORITY
Est. 1995

ORANGE COUNTY FIRE AUTHORITY

COMMAND & EMERGENCY PLANNING DIVISION S&S SUMMARY

FY 2024/25 BUDGET

Divisions/Sections	2023/24 Base Budget	2024/25 Request	$ Change fr 2023/24 Base Budget
Emergency Command Center			
Emergency Command Center	68,221	68,221	-
Total Emergency Command Center	68,221	68,221	-
Division Total	**68,221**	**68,221**	**-**

Grant funding and one-time items are not included in the FY 2023/24 base budget.

COMMAND AND EMERGENCY PLANNING DIVISION

EMERGENCY COMMAND CENTER

ORG 4420

Item Description	2023/24 Base Budget	2024/25 Request	$ Change fr 2023/24 Base Budget
SERVICES & SUPPLIES:			
Account 1301`1306 - Maintenance/Repair - Vehicles/Equipment			
Logistics Trailer Support	3,300	3,300	-
Command Center Maintenance	2,500	2,500	-
Headset Repairs	5,280	5,280	-
ECC A/V Maintenance	2,500	2,500	-
Subtotal	**13,580**	**13,580**	**-**
Account 1601 - Memberships			
APCO	2,100	2,100	-
OCFA Communications Officers	535	535	-
NENA/CALNENA	1,600	1,600	-
Cal Chiefs Communication Division	100	100	-
Subtotal	**4,335**	**4,335**	**-**
Account 1801`1810 - Office Expense			
DOC Equipment & Supplies	2,700	2,700	-
Lamination Supplies	1,800	1,800	-
Minor Office Equipment	1,400	1,400	-
Miscellaneous Mapping Supplies	800	800	-
Printing Costs (Handbooks/Training Material)	3,500	3,500	-
Printer/Fax Supplies	1,500	1,500	-
Software	1,000	1,000	-
EMD/CBD	4,642	4,642	-
Miscellaneous Office Supplies	7,974	7,974	-
Subtotal	**25,316**	**25,316**	**-**
Account 1902`1911 - Professional and Specialized Services			
Miscellaneous Services	2,000	2,000	-
Subtotal	**2,000**	**2,000**	**-**
Account 2401`2409 - Special Department Expenses			
Miscellaneous Services	3,000	3,000	-
Subtotal	**3,000**	**3,000**	**-**
Account 2701`2703 - Travel, Training and Meetings			
Dispatcher Training and Travel	19,990	19,990	-
Subtotal	**19,990**	**19,990**	**-**
Total S&S: Emergency Command Center	**68,221**	**68,221**	**-**

ORANGE COUNTY FIRE AUTHORITY

COMMUNITY RISK REDUCTION DEPARTMENT S&S SUMMARY

FY 2024/25 BUDGET

Sections/Programs	2023/24 Base Budget	2024/25 Request	$ Change fr 2023/24 Base Budget
Planning & Development			
Plan Review Program	157,158	157,158	-
New Construction Inspection Program	8,752	8,752	-
Total Planning & Development	165,910	165,910	-
Prevention Field Services			
Prevention Field Services Program	18,317	18,317	-
Total Prevention Field Services	18,317	18,317	-
Wildland Pre-Fire Management			
Wildland Planning	94,500	109,120	14,620
Community Wildland Mitigation	37,071	37,071	-
Community Risk Reduction Training	102,824	88,204	(14,620)
Total Wildland Pre-Fire Management	234,395	234,395	-
Department Total	**418,622**	**418,622**	**-**

Grant funding and one-time items are not included in the FY 2023/24 base budget.

COMMUNITY RISK REDUCTION DEPARTMENT

PLANNING & DEVELOPMENT

ORG 4438 & 4439

Item Description	2023/24 Base Budget	2024/25 Request	$ Change fr 2023/24 Base Budget
SERVICES & SUPPLIES:			
Plan Review Program (Org 4438)			
Account 1601 - Memberships			
NFPA	341	341	-
OCFPO	200	200	-
SOCALFPO	400	400	-
OC Empire ICC	300	300	-
ICC	300	300	-
SFPE	300	300	-
Subtotal	**1,841**	**1,841**	**-**
Account 1801`1810 - Office Expense			
Miscellaneous Petty Cash Reimbursement	1,600	1,600	-
Miscellaneous Office Supplies	2,039	2,039	-
Map Reproductions	1,000	1,000	-
Brochure/Pamphlet Reproduction & Postage	800	800	-
Computers/Technology	1,500	1,500	-
Code Books	2,600	2,600	-
NFPA Subscription Service Update	6,700	6,700	-
Subtotal	**16,239**	**16,239**	**-**
Account 1902`1908 - Professional and Specialized Services			
Plan Review Contracts	139,078	139,078	-
Subtotal	**139,078**	**139,078**	**-**
Total S&S: Plan Review Program	**157,158**	**157,158**	**-**

COMMUNITY RISK REDUCTION DEPARTMENT

PLANNING & DEVELOPMENT

ORG 4438 & 4439

Item Description	2023/24 Base Budget	2024/25 Request	$ Change fr 2023/24 Base Budget
New Construction Inspection Program (Org 4439)			
Account 1601 - Memberships			
OCFPO	200	200	-
Miscellaneous Memberships (CAFAA, CALBO etc.)	100	100	-
Subtotal	**300**	**300**	**-**
Account 1801`1810 - Office Expense			
Miscellaneous Petty Cash Reimbursements	400	400	-
Miscellaneous Office Supplies	2,952	2,952	-
Computers/Technology	1,000	1,000	-
Code Books	4,100	4,100	-
Subtotal	**8,452**	**8,452**	**-**
Total S&S: New Construction Inspection Program	**8,752**	**8,752**	**-**
Total S&S: Planning & Development	**165,910**	**165,910**	**-**

COMMUNITY RISK REDUCTION DEPARTMENT

PREVENTION FIELD SERVICES PROGRAM

ORG 4460

Item Description	2023/24 Base Budget	2024/25 Request	$ Change fr 2023/24 Base Budget
SERVICES & SUPPLIES:			
Account 1601 - Memberships			
IFCI	150	150	-
OCFPO	700	700	-
Other	200	200	-
Subtotal	**1,050**	**1,050**	**-**
Account 1801`1810 - Office Expense			
Miscellaneous Petty Cash Reimbursements	775	775	-
Miscellaneous Office Supplies	4,783	4,783	-
Implement Annual Permit Process	109	109	-
Code Books/Publications	7,500	7,500	-
Subscription - Miscellaneous California Codes	2,100	2,100	-
Paper for Printing FIFs, Notices etc.	2,000	2,000	-
Subtotal	**17,267**	**17,267**	**-**
Total S&S: Prevention Field Services Program	**18,317**	**18,317**	**-**

COMMUNITY RISK REDUCTION DEPARTMENT

WILDLAND PRE-FIRE MANAGEMENT

ORG 4554, 4556 & 4559

Item Description	2023/24 Base Budget	2024/25 Request	$ Change fr 2023/24 Base Budget
SERVICES & SUPPLIES:			
Wildland Planning (Org 4554)			
Account 1101 - Food			
Food	250	250	-
Subtotal	**250**	**250**	**-**
Account 1301'1306 - Maintenance/Repair - Vehicles/Equipment			
Other Maintenance/Repair - Miscellaneous	16,000	24,000	8,000
Subtotal	**16,000**	**24,000**	**8,000**
Account 1601 - Memberships			
Memberships	750	750	-
Subtotal	**750**	**750**	**-**
Account 1801`1810 - Office Expense			
Miscellaneous Office Supplies	10,000	2,000	(8,000)
Subtotal	**10,000**	**2,000**	**(8,000)**
Account 1902`1908 - Professional and Specialized Services			
Miscellaneous Professional and Specialized Services	2,500	2,500	-
Subtotal	**2,500**	**2,500**	**-**
Account 2101 - Rents and Leases - Equipment			
Miscellaneous Rental Expense	45,000	45,000	-
Subtotal	**45,000**	**45,000**	**-**
Account 2401`2409 - Special Department Expense			
Special Department Expense	10,000	10,000	-
Sand	10,000	24,620	14,620
Subtotal	**20,000**	**34,620**	**14,620**
Total S&S: Wildland Planning	**94,500**	**109,120**	**14,620**

COMMUNITY RISK REDUCTION DEPARTMENT

WILDLAND PRE-FIRE MANAGEMENT

ORG 4554, 4556 & 4559

Item Description	2023/24 Base Budget	2024/25 Request	$ Change fr 2023/24 Base Budget
Community Wildland Mitigation (Org 4556)			
Account 1601 - Memberships			
Memberships	750	750	-
Subtotal	**750**	**750**	**-**
Account 1801`1810 - Office Expense			
Miscellaneous Office Supplies	17,871	17,871	-
Subtotal	**17,871**	**17,871**	**-**
Account 1902`1908 - Professional and Specialized Services			
Miscellaneous Professional and Specialized Services	900	900	-
Subtotal	**900**	**900**	**-**
Account 2401`2409 - Special Department Expense			
Special Department Expense	17,550	17,550	-
Subtotal	**17,550**	**17,550**	**-**
Total S&S: Community Wildland Mitigation	**37,071**	**37,071**	**-**
Community Risk Reduction Training (Org 4559)			
Account 1801`1810 - Office Expense			
Miscellaneous Office Supplies	34,620	20,000	(14,620)
Subtotal	**34,620**	**20,000**	**(14,620)**
Account 2701`2703 - Travel, Training and Meetings			
Code Conferences and Hearings	13,832	13,832	-
Inspector Training	8,040	8,040	-
Travel Mileage	11,358	11,358	-
Specialized Training	4,974	4,974	-
Training & Seminars	7,500	7,500	-
Miscellaneous Travel and Training Expense	22,500	22,500	-
Subtotal	**68,204**	**68,204**	**-**
Total S&S: Community Risk Reduction Training	**102,824**	**88,204**	**(14,620)**
Total S&S: Wildland Pre-Fire Management	**234,395**	**234,395**	**-**

ORANGE COUNTY FIRE AUTHORITY

CORPORATE COMMUNICATIONS DEPARTMENT S&S SUMMARY

FY 2024/25 BUDGET

Divisions/Sections	2023/24 Base Budget	2024/25 Request	$ Change fr 2023/24 Base Budget
Community Education			
Community Education	139,904	139,904	-
Total Community Education	139,904	139,904	-
RFOTC Open House			
RFOTC Open House	11,000	11,000	-
Total RFOTC Open House	11,000	11,000	-
Multimedia			
Multimedia	39,000	39,000	-
Total Multimedia	39,000	39,000	-
Public Information Office			
Public Information Office	8,775	8,775	-
Total Public Information Office	8,775	8,775	-
Department Total	**198,679**	**198,679**	**-**

Grant funding and one-time items are not included in the FY 2023/24 base budget.

CORPORATE COMMUNICATIONS DEPARTMENT

COMMUNITY EDUCATION AND RFOTC OPEN HOUSE

ORG 4449 & H800

Item Description	2023/24 Base Budget	2024/25 Request	$ Change fr 2023/24 Base Budget
SERVICES & SUPPLIES:			
Community Education (Org 4449)			
Account 1301`1306 - Maintenance/Repair - Vehicles/Equipment			
Miscellaneous Maintenance	2,000	2,000	-
Subtotal	**2,000**	**2,000**	**-**
Account 1601 - Memberships			
Memberships	1,250	1,250	-
Subtotal	**1,250**	**1,250**	**-**
Account 1801`1810 - Office Expense			
Office Expense	5,000	5,000	-
Subtotal	**5,000**	**5,000**	**-**
Account 1902`1908 - Professional and Specialized Services			
Miscellaneous Professional and Specialized Services	11,500	11,500	-
Subtotal	**11,500**	**11,500**	**-**
Account 2401`2409 - Special Department Expense			
Smoke Alarm Program	3,554	3,554	-
Marketing/Education Materials	59,600	59,600	-
Materiel for Various Events	22,000	22,000	-
Drowning Prevention Program	27,500	27,500	-
Wildfire Preparedness Campaign	2,500	2,500	-
Subtotal	**115,154**	**115,154**	**-**
Account 2701`2703 - Travel, Training and Meetings			
Travel and Training Expense	5,000	5,000	-
Subtotal	**5,000**	**5,000**	**-**
Total S&S: Community Education Program	**139,904**	**139,904**	**-**
RFOTC Open House (Org H800)			
Account 2401`2409 - Special Department Expense			
Special Department Expense	11,000	11,000	-
Subtotal	**11,000**	**11,000**	**-**
Total S&S: RFOTC Open House	**11,000**	**11,000**	**-**

CORPORATE COMMUNICATIONS DEPARTMENT
MULTIMEDIA
ORG 1450

Item Description	2023/24 Base Budget	2024/25 Request	$ Change fr 2023/24 Base Budget
SERVICES & SUPPLIES:			
Multimedia (Org 1450)			
Account 1301`1302 - Maintenance/Repair - Vehicles/Equipment			
Audio Visual Equipment Repair	1,500	1,500	-
Miscellaneous Maintenance	1,000	1,000	-
Subtotal	**2,500**	**2,500**	**-**
Account 1801`1809 - Office Expense			
Software	7,000	7,000	-
Subtotal	**7,000**	**7,000**	**-**
Account 2101 - Rents and Leases - Equipment			
Audio Visual Equipment Rental	2,000	2,000	-
Subtotal	**2,000**	**2,000**	**-**
Account 2401`2409 - Special Department Expense			
Blank Videos, CDs and DVDs	1,000	1,000	-
Photo Printing and Scanning	3,500	3,500	-
Miscellaneous Audio Visual Supplies	7,000	7,000	-
Upgraded Audio Visual Equipment and Computer	5,500	5,500	-
Music License	3,500	3,500	-
Social Media Posts	5,000	5,000	-
Subtotal	**25,500**	**25,500**	**-**
Account 2701`2703 - Travel, Training and Meetings			
Audio Visual Specialist Training	2,000	2,000	-
Subtotal	**2,000**	**2,000**	**-**
Total S&S: Multimedia	**39,000**	**39,000**	**-**

CORPORATE COMMUNICATIONS DEPARTMENT

PUBLIC INFORMATION OFFICE

ORG 1460

Item Description	2023/24 Base Budget	2024/25 Request	$ Change fr 2023/24 Base Budget
SERVICES & SUPPLIES:			
Public Information Office (Org 1460)			
Account 1601 - Memberships			
So. California Public Information Officers Association	75	75	-
California Association of Public Information Officers	525	525	-
State Fire Chief's Association/AFSS	150	150	-
National Information Officers Association	225	225	-
Subtotal	**975**	**975**	**-**
Account 1801`1810 - Office Expense			
Media (Subscriptions/Guides)	750	750	-
Miscellaneous Supplies	1,450	1,450	-
Subtotal	**2,200**	**2,200**	**-**
Account 2701`2703 - Travel, Training and Meetings			
California State Fire Marshall Classes	2,000	2,000	-
California Specialized Training Institute	1,200	1,200	-
Miscellaneous Training	2,400	2,400	-
Subtotal	**5,600**	**5,600**	**-**
Total S&S: Public Information Office	**8,775**	**8,775**	**-**

ORANGE COUNTY FIRE AUTHORITY
EMERGENCY MEDICAL SERVICES & TRAINING DEPARTMENT S&S SUMMARY
FY 2024/25 BUDGET

Sections	2023/24 Base Budget	2024/25 Request	$ Change fr 2023/24 Base Budget
Emergency Medical Services			
Emergency Medical Services	2,344,429	2,344,429	-
WEFIT Program	646,955	646,955	-
Total Emergency Medical Services	2,991,384	2,991,384	-
Operations Training and Safety			
Operations Training and Safety [1]	600,000	570,000	(30,000)
California Firefighters Joint Apprenticeship Committee (CFFJAC)	450,000	450,000	-
Total Operations Training and Safety	1,050,000	1,020,000	(30,000)
Operations Training and Promotions			
Operations Training and Promotions	18,500	18,500	-
Total Operations Training and Promotions	18,500	18,500	-
Firefighter Academy			
Firefighter Academy	367,981	367,981	-
Total Firefighter Academy	367,981	367,981	-
Department Total	**4,427,865**	**4,397,865**	**(30,000)**

Grant funding and one-time items are not included in the FY 2023/24 base budget.
[1] Decrease due to permanent transfer to Org. 1165 Technical Rescue Truck training approved in January 2024.

EMERGENCY MEDICAL SERVICES & TRAINING DEPARTMENT

EMERGENCY MEDICAL SERVICES

ORG 1441 & 3354

Item Description	2023/24 Base Budget	2024/25 Budget	$ Change fr 2023/24 Base Budget
SERVICES & SUPPLIES:			
Emergency Medical Services (Org 1441)			
Account 1101 - Food			
Miscellaneous Food	1,000	1,000	-
Food for Panel Interviews	2,000	2,000	-
Subtotal	**3,000**	**3,000**	**-**
Account 1301`1306 - Maintenance/Repair - Vehicles/Equipment			
Zoll Service Plan	170,536	170,536	-
Durable Medical Equipment Maintenance	2,500	2,500	-
ACCD Equipment Maintenance	138,000	138,000	-
Subtotal	**311,036**	**311,036**	**-**
Account 1501`1509 - Medical Supplies and Equipment			
Pharmaceuticals/Vaccines	390,000	390,000	-
Medical Supplies	950,891	950,891	-
Medical Equipment	70,243	70,243	-
Subtotal	**1,411,134**	**1,411,134**	**-**
Account 1801`1810 - Office Expense			
Office Supplies	18,886	18,886	-
Subtotal	**18,886**	**18,886**	**-**
Account 1902`1908 - Professional and Specialized Services			
Zoll EMS Software	138,535	138,535	-
Personal Exposure Reporting System	15,000	15,000	-
ImageTrend Elite ePCR System	25,000	25,000	-
Annual TB Testing	92,000	92,000	-
Miscellaneous Professional Services	20,600	20,600	-
Subtotal	**291,135**	**291,135**	**-**
Account 2401`2409 - Special Department Expense			
Paramedic Certification	7,000	7,000	-
Paramedic Accreditation	5,000	5,000	-
Paramedic Recertification	60,863	60,863	-
EMT Recertification	34,000	34,000	-
Controlled Medication Management System	52,000	52,000	-
UCI Training	2,500	2,500	-
Miscellaneous Expenditures	30,000	30,000	-
Service Pins and Plaques	500	500	-
Subtotal	**191,863**	**191,863**	**-**

EMERGENCY MEDICAL SERVICES & TRAINING DEPARTMENT

EMERGENCY MEDICAL SERVICES

ORG 1441 & 3354

Item Description	2023/24 Base Budget	2024/25 Budget	$ Change fr 2023/24 Base Budget
Account 2701`2703 - Travel, Training and Meetings			
Paramedic Tuition	113,375	113,375	-
Out of County Travel	3,000	3,000	-
Miscellaneous Travel & Training	1,000	1,000	-
Subtotal	**117,375**	**117,375**	**-**
Total S&S: Emergency Medical Services	**2,344,429**	**2,344,429**	**-**

WEFIT Program (Org 3354)

Account 1001`1008 - Clothing, Personal Supplies, and PPE			
Clothing and Personal Supplies	15,000	15,000	-
Subtotal	**15,000**	**15,000**	**-**
Account 1301`1306 - Maintenance/Repair - Vehicles/Equipment			
Exercise Equipment Maintenance	30,000	30,000	-
Subtotal	**30,000**	**30,000**	**-**
Account 1601 - Memberships			
Commercial Fitness Center Memberships	11,000	11,000	-
Subtotal	**11,000**	**11,000**	**-**
Account 1801`1810 - Office Expense			
Health/Fitness Educational Material	1,500	1,500	-
Subtotal	**1,500**	**1,500**	**-**
Account 1902`1908 - Professional and Specialized Services			
Physical Exams and Fitness Testing	464,319	464,319	-
Subtotal	**464,319**	**464,319**	**-**
Account 2401`2409 - Special Department Expense			
Exercise Equipment	105,136	105,136	-
Subtotal	**105,136**	**105,136**	**-**
Account 2701`2703 - Travel, Training and Meetings			
Fitness Training/Classes	20,000	20,000	-
Subtotal	**20,000**	**20,000**	**-**
Total S&S: WEFIT Program	**646,955**	**646,955**	**-**
Total S&S: Emergency Medical Services	**2,991,384**	**2,991,384**	**-**

EMERGENCY MEDICAL SERVICES & TRAINING DEPARTMENT

OPERATIONS TRAINING & SAFETY

ORG 1440 & 1448

Item Description	2023/24 Base Budget	2024/25 Budget	$ Change fr 2023/24 Base Budget
SERVICES & SUPPLIES:			
Ops Training & Safety (Org 1440)			
Account 1001'1008 - Clothing, Personal Supplies, and PPE			
Live Fire Burn Helmets, Shields & Flash Hoods	11,000	11,000	-
Subtotal	**11,000**	**11,000**	**-**
Account 1101 - Food			
Miscellaneous Food	9,300	9,300	-
Subtotal	**9,300**	**9,300**	**-**
Account 1301'1306 Maintenance/Repair - Vehicles/Equipment			
Miscellaneous Repairs	3,000	3,000	-
Subtotal	**3,000**	**3,000**	**-**
Account 1801`1810 - Office Expense			
Printing	16,000	16,000	-
Subtotal	**16,000**	**16,000**	**-**
Account 2101 - Rents and Leases - Equipment			
Miscellaneous Equipment Rental	16,000	16,000	-
Subtotal	**16,000**	**16,000**	**-**
Account 2401`2409 - Special Department Expense			
Miscellaneous Special Expenses	10,000	10,000	-
Subtotal	**10,000**	**10,000**	**-**
Account 2701`2703 - Travel, Training and Meetings			
Operations Training	100,000	70,000	(30,000)
Santa Ana College Tuition	180,000	180,000	-
Target Solutions	120,000	120,000	-
State Fire Training	120,000	120,000	-
Training Opportunities - Other	14,700	14,700	-
Subtotal	**534,700**	**504,700**	**(30,000)**
Total S&S: Operations Training & Safety	**600,000**	**570,000**	**(30,000)**

EMERGENCY MEDICAL SERVICES & TRAINING DEPARTMENT

OPERATIONS TRAINING & SAFETY

ORG 1440 & 1448

Item Description	2023/24 Base Budget	2024/25 Budget	$ Change fr 2023/24 Base Budget
CA FF Joint Apprenticeship Committee (CFFJAC) (Org 1448)			
Account 2401`2409 - Special Department Expense			
Miscellaneous Expenditures	450,000	450,000	-
Subtotal	**450,000**	**450,000**	**-**
Total S&S: CFFJAC	**450,000**	**450,000**	**-**
Total S&S: Operations Training & Safety	**1,050,000**	**1,020,000**	**(30,000)**

EMERGENCY MEDICAL SERVICES & TRAINING DEPARTMENT

OPERATIONS TRAINING & PROMOTIONS

ORG 6000

Item Description	2023/24 Base Budget	2024/25 Budget	$ Change fr 2023/24 Base Budget
SERVICES & SUPPLIES:			
Account 1101 - Food			
Miscellaneous Expenditures	7,500	7,500	-
Subtotal	**7,500**	**7,500**	**-**
Account 1801`1810 - Office Expense			
Miscellaneous Office Expenses	5,000	5,000	-
Subtotal	**5,000**	**5,000**	**-**
Account 1902`1908 - Professional and Specialized Services			
Miscellaneous Expenditures	1,000	1,000	-
Subtotal	**1,000**	**1,000**	**-**
Account 2401`2409 - Special Department Expense			
Miscellaneous Special Expenditures	4,500	4,500	-
Subtotal	**4,500**	**4,500**	**-**
Account 2701`2703 - Travel, Training and Meetings			
California Training Officer's Conference	500	500	-
Subtotal	**500**	**500**	**-**
Total S&S: Operations Training & Promotions	**18,500**	**18,500**	**-**

EMERGENCY MEDICAL SERVICES & TRAINING DEPARTMENT

FIREFIGHTER ACADEMY

ORG 6002

Item Description	2023/24 Base Budget	2024/25 Budget	$ Change fr 2023/24 Base Budget
SERVICES & SUPPLIES:			
Account 1001'1008 - Clothing, Personal Supplies, and PPE			
Helmets/Shields	20,000	20,000	-
Subtotal	**20,000**	**20,000**	**-**
Account 1101 - Food			
Events	15,000	15,000	-
Subtotal	**15,000**	**15,000**	**-**
Account 1151 Household Expenses			
Cleaners	100	100	-
Subtotal	**100**	**100**	**-**
Account 1301'1306 Maintenance/Repair - Vehicles/Equipment			
Chainsaw Repairs	15,000	15,000	-
Subtotal	**15,000**	**15,000**	**-**
Account 1601 - Memberships			
Memberships	1,500	1,500	-
Subtotal	**1,500**	**1,500**	**-**
Account 1801`1810 - Office Expense			
Textbooks for Recruits	16,000	16,000	-
Office Supplies	4,000	4,000	-
Printing	5,000	5,000	-
Subtotal	**25,000**	**25,000**	**-**
Account 2101 - Rents and Leases - Equipment			
Bleachers	14,000	14,000	-
Forklift and Box Truck	10,881	10,881	-
Jumbotron	10,000	10,000	-
Subtotal	**34,881**	**34,881**	**-**
Account 2301'2309 - Small Tools and Instrument			
Miscellaneous Tools	1,500	1,500	-
Subtotal	**1,500**	**1,500**	**-**

EMERGENCY MEDICAL SERVICES & TRAINING DEPARTMENT

FIREFIGHTER ACADEMY

ORG 6002

Item Description	2023/24 Base Budget	2024/25 Budget	$ Change fr 2023/24 Base Budget
Account 2401`2409 - Special Department Expense			
Lumber	150,000	150,000	-
Live Fire Training Facility Rental	13,000	13,000	-
Subtotal	**163,000**	**163,000**	**-**
Account 2601'2602 - Transportation			
Transport Fuel	10,000	10,000	-
Subtotal	**10,000**	**10,000**	**-**
Account 2701`2703 - Travel, Training and Meetings			
State Fire Training Accreditation	65,000	65,000	-
Subtotal	**65,000**	**65,000**	**-**
Account 2801'2805 - Utilities			
Dumpsters	17,000	17,000	-
Subtotal	**17,000**	**17,000**	**-**
Total S&S: Firefighter Academy	**367,981**	**367,981**	**-**

ORANGE COUNTY FIRE AUTHORITY

EXECUTIVE MANAGEMENT DEPARTMENT S&S SUMMARY

FY 2024/25 BUDGET

Divisions/Sections	2023/24 Base Budget	2024/25 Budget	$ Change 2023/24 Base Budget
Executive Management			
Executive Management [1]	700,816	720,816	20,000
Fire Chief Training Opportunities [2]	72,284	219,600	147,316
Total Executive Management	773,100	940,416	167,316
Executive Management Support			
Executive Management Support	135,243	135,243	-
Total Executive Management Support	135,243	135,243	-
Department Total	**908,343**	**1,075,659**	**167,316**

Grant funding and one-time items are not included in the FY 2023/24 base budget.

[1] Increase of $20,000 for Outreach and Recruitment Team (ORT) conference/event registration fees.

[2] Increase of $147,316 to provide various leadership training opportunities to employees to further Goal #2 of OCFA's Strategic Goals & Objectives.

EXECUTIVE MANAGEMENT DEPARTMENT

EXECUTIVE MANAGEMENT

ORG 9901 and 9908

Item Description	2023/24 Base Budget	2024/25 Request	$ Change 2023/24 Base Budget
SERVICES & SUPPLIES:			
Executive Management (Org 9901)			
Account 1101 - Food			
Food for Special Meetings	400	400	-
Subtotal	**400**	**400**	**-**
Account 1601 - Memberships			
Association of California Cities, Orange County	10,000	10,000	-
International Association of Fire Chiefs	1,350	1,350	-
California Fire Chiefs' Association	2,000	2,000	-
National Fire Protection Association	300	300	-
Administrative Fire Services Section (AFSS)	100	100	-
Subtotal	**13,750**	**13,750**	**-**
Account 1801'1810 - Office Expense			
Office Supplies	947	947	-
Subtotal	**947**	**947**	**-**
Account 1901`1908 - Professional and Specialized Services			
Legal Counsel Services	528,769	528,769	-
Consultant Services	20,000	20,000	-
Labor Negotiation Services	70,000	70,000	-
Subtotal	**618,769**	**618,769**	**-**
Account 2401`2409 - Special Department Expense			
Special Department Expense	22,500	22,500	-
Subtotal	**22,500**	**22,500**	**-**
Account 2701`2703 - Travel, Training and Meetings			
Meetings with State Officials	37,950	37,950	-
Outreach & Recruitment Team Conference/Events	-	20,000	20,000
Seminars & Workshops	6,500	6,500	-
Subtotal	**44,450**	**64,450**	**20,000**
Total S&S: Executive Management	**700,816**	**720,816**	**20,000**

EXECUTIVE MANAGEMENT DEPARTMENT

EXECUTIVE MANAGEMENT

ORG 9901 and 9908

Item Description	2023/24 Base Budget	2024/25 Request	$ Change 2023/24 Base Budget
Fire Chief Training Opportunities (Org 9908)			
Account 2701`2703 - Travel, Training and Meetings			
Various Training Courses	72,284	219,600	147,316
Subtotal	**72,284**	**219,600**	**147,316**
Total S&S: Fire Chief Training Opportunities	**72,284**	**219,600**	**147,316**
Total S&S: Executive Management	**773,100**	**940,416**	**167,316**

EXECUTIVE MANAGEMENT DEPARTMENT

EXECUTIVE MANAGEMENT SUPPORT

ORG 9905

Item Description	2023/24 Base Budget	2024/25 Budget	$ Change 2023/24 Base Budget
SERVICES & SUPPLIES:			
Executive Management Support (Org 9905)			
Account 1001`1003 - Clothing and Personal Supplies			
Badges	82,961	82,961	-
Subtotal	**82,961**	**82,961**	**-**
Account 1601 - Memberships			
California Fire Chiefs Association	365	365	-
International Association of Fire Chiefs	731	731	-
California League of Cities	365	365	-
Subtotal	**1,461**	**1,461**	**-**
Account 1801'1810 - Office Expense			
Office Supplies	2,739	2,739	-
Subtotal	**2,739**	**2,739**	**-**
Account 1901`1908 - Professional and Specialized Services			
Honor Guard/Pipes & Drums	3,652	3,652	-
Subtotal	**3,652**	**3,652**	**-**
Account 2401`2409 - Special Department Expense			
Ribbons, etc. for Protocol/Ceremony	15,300	15,300	-
Subtotal	**15,300**	**15,300**	**-**
Account 2701`2703 - Travel, Training and Meetings			
Travel for Honor Guard/Pipes & Drums	20,000	20,000	-
Miscellaneous - Executive Management Support	9,130	9,130	-
Subtotal	**29,130**	**29,130**	**-**
Total S&S: Executive Management Support	**135,243**	**135,243**	**-**

ORANGE COUNTY FIRE AUTHORITY
HUMAN RESOURCES DEPARTMENT S&S SUMMARY
FY 2024/25 BUDGET

Divisions/Sections	2023/24 Base Budget	2024/25 Request	$ Change fr 2023/24 Base Budget
Benefits			
Benefits	368,925	368,925	-
Total Benefits	368,925	368,925	-
Employee Relations			
Employee Relations	147,266	147,266	-
Total Employee Relations	147,266	147,266	-
Recruitment			
Recruitment	796,165	796,165	-
Total Recruitment	796,165	796,165	-
Risk Management			
Risk Management [1]	2,499,697	2,538,197	38,500
Risk Management Controlled	4,843,345	4,843,345	-
Total Risk Management	7,343,042	7,381,542	38,500
Department Total	**8,655,398**	**8,693,898**	**38,500**

Grant funding and one-time items are not included in the FY 2023/24 base budget.

[1] Increase of $18,500 to establish a budgeted line item for the Cordico WeFit App and $20,000 due to increased usage of behavioral health services by personnel.

HUMAN RESOURCES DEPARTMENT
BENEFITS
ORG 3351

Item Description	2023/24 Base Budget	2024/25 Request	$ Change fr 2023/24 Base Budget
SERVICES & SUPPLIES:			
Account 1101 - Food			
Orientation/Onboarding Events	1,500	1,500	-
Subtotal	**1,500**	**1,500**	**-**
Account 1201 - Insurance			
OCPFA GBT Survivor Benefit	36,500	36,500	-
Subtotal	**36,500**	**36,500**	**-**
Account 1601 - Memberships			
Benefit Membership and Certifications	2,500	2,500	-
Subtotal	**2,500**	**2,500**	**-**
Account 1901`1908 - Professional and Specialized Services			
Class and Compensation Services	73,250	73,250	-
Discovery Benefits COBRA & FSA	9,570	9,570	-
Management Physicals	4,466	4,466	-
Health Screening Services	5,000	5,000	-
Banking Fee for RFF Dental and Vision TPA	300	300	-
ACA Reporting Software and Submission Fees	1,750	1,750	-
Health and Wellness Benefits Fair	3,000	3,000	-
Bilingual Testing	1,875	1,875	-
Subtotal	**99,211**	**99,211**	**-**
Account 2401'2409 - Special Department Expense			
Tuition Reimbursement	185,000	185,000	-
Subtotal	**185,000**	**185,000**	**-**
Account 2701`2703 - Travel, Training and Meetings			
CalPELRA & PELRAC	4,000	4,000	-
Various Trainings	4,250	4,250	-
CSU Fullerton Leadership Development Program	10,484	10,484	-
Future Leadership Development Program	19,230	19,230	-
LCW Annual Conference	1,950	1,950	-
CalPERS Benefit Conference	3,100	3,100	-
Spark Training	1,200	1,200	-
Subtotal	**44,214**	**44,214**	**-**
Total S&S: Benefits	**368,925**	**368,925**	**-**

HUMAN RESOURCES DEPARTMENT
EMPLOYEE RELATIONS
ORG 3385

Item Description	2023/24 Base Budget	2024/25 Request	$ Change fr 2023/24 Base Budget
SERVICES & SUPPLIES:			
Account 1601 - Memberships			
Orange County HR Consortium	250	250	-
Orange County HR Consortium LCW & Law Library	4,150	4,150	-
CalPELRA	3,375	3,375	-
Women in Fire	525	525	-
Subtotal	**8,300**	**8,300**	**-**
Account 1801`1810 - Office Expense			
Miscellaneous Books and Subscriptions	7,695	7,695	-
Office Supplies	2,585	2,585	-
Subtotal	**10,280**	**10,280**	**-**
Account 1901`1908 - Professional and Specialized Services			
Legal Services	10,000	10,000	-
Customized Training & Crisis Management	11,636	11,636	-
External Investigation Services	85,000	85,000	-
Subtotal	**106,636**	**106,636**	**-**
Account 2001 - Publications and Legal Notices			
Federal Notices	1,500	1,500	-
Subscriptions	1,000	1,000	-
Subtotal	**2,500**	**2,500**	**-**
Account 2701`2703 - Travel, Training and Meetings			
CalPELRA	10,000	10,000	-
LCW Annual Conference	3,000	3,000	-
Webinars	1,500	1,500	-
Miscellaneous Training	5,050	5,050	-
Subtotal	**19,550**	**19,550**	**-**
Total S&S: Employee Relations	**147,266**	**147,266**	**-**

HUMAN RESOURCES DEPARTMENT
RECRUITMENT
ORG 3390

Item Description	2023/24 Base Budget	2024/25 Request	$ Change fr 2023/24 Base Budget
SERVICES & SUPPLIES:			
Account 1101 - Food			
Recruitment & Promotions Interviews/Assessment Center	21,050	21,050	-
Subtotal	**21,050**	**21,050**	**-**
Account 1301'1306 - Maintenance/Repair - Vehicles/Equipment			
NEOGOV Insight	10,081	10,081	-
NEOGOV Performance Appraisal	30,248	30,248	-
NEOGOV Onboarding	16,405	16,405	-
OPAC Pre-Employment Testing	5,245	5,245	-
CritiCall Dispatcher Pre-Employment Testing	1,575	1,575	-
Subtotal	**63,554**	**63,554**	**-**
Account 1601 - Memberships			
SHRM	219	219	-
Personnel Testing Council of Southern California	80	80	-
IPMA Agency	1,005	1,005	-
Subtotal	**1,304**	**1,304**	**-**
Account 1801`1810 - Office Expense			
Miscellaneous Supplies	2,500	2,500	-
Postage	100	100	-
Printing	500	500	-
Document Destruction	960	960	-
Subtotal	**4,060**	**4,060**	**-**
Account 1901`1908 - Professional and Specialized Services			
Exam Development and Test Materials	75,161	75,161	-
Fingerprint Services	20,128	20,128	-
Pre-Employment Background Investigations	268,500	268,500	-
Employment Physicals	282,924	282,924	-
Diversity, Equity and Inclusion Programs	35,000	35,000	-
Subtotal	**681,713**	**681,713**	**-**

HUMAN RESOURCES DEPARTMENT
RECRUITMENT
ORG 3390

Item Description	2023/24 Base Budget	2024/25 Request	$ Change fr 2023/24 Base Budget
Account 2201 - Rents & Leases - Facilities			
Safety Exams	8,184	8,184	-
Non-Safety Exams	2,000	2,000	-
Subtotal	**10,184**	**10,184**	**-**
Account 2401'2409 - Special Department Expense			
Recruitment Advertising and Job Fairs	8,000	8,000	-
Subtotal	**8,000**	**8,000**	**-**
Account 2701`2703 - Travel, Training and Meetings			
NEOGOV	5,500	5,500	-
HR Staff Training	800	800	-
Subtotal	**6,300**	**6,300**	**-**
Total S&S: Recruitment	**796,165**	**796,165**	**-**

HUMAN RESOURCES DEPARTMENT
RISK MANAGEMENT
ORG 3355 and 3349

Item Description	2023/24 Base Budget	2024/25 Request	$ Change fr 2023/24 Base Budget
SERVICES & SUPPLIES:			
Risk Management (Org 3355)			
Account 1301`1306 - Maintenance/Repair - Vehicles/Equipment			
Cordico WeFit Application	-	18,500	18,500
Subtotal	**-**	**18,500**	**18,500**
Account 1601 - Memberships			
Public Agency Risk Management Association	150	150	-
American Society of Safety Engineers	180	180	-
Public Risk Management Association	385	385	-
Public Safety Management Association	75	75	-
Council of Self-Insured Public Agencies	100	100	-
Subtotal	**890**	**890**	**-**
Account 1801`1810 - Office Expense			
Office Supplies	3,212	3,212	-
Subtotal	**3,212**	**3,212**	**-**
Account 1901`1908 - Professional and Specialized Services			
Drug Testing (DOT and Non-EOT)	5,000	5,000	-
Occupation Medical Services	39,935	39,935	-
Risk Management Technical Services	30,025	30,025	-
Self-Insurance TPA - Workers' Compensation	942,207	942,207	-
Workers' Compensation Claims Auditor	23,000	23,000	-
Workers' Compensation User Funding Assessment	1,065,867	1,065,867	-
Annual Workers' Compensation Actuarial	7,650	7,650	-
Certificate of Insurance Tracking	12,000	12,000	-
Sergeant at Arms for Board Meetings	8,000	8,000	-
Counseling for Behavioral Health & Wellness Services	250,000	270,000	20,000
Subtotal	**2,383,684**	**2,403,684**	**20,000**
Account 2401`2409 - Special Department Expense			
HAZMAT Removal	15,000	15,000	-
Compliance Permits	65,000	65,000	-
Subtotal	**80,000**	**80,000**	**-**
Account 2701`2703 - Travel, Training and Meetings			
Training and Conferences	31,911	31,911	-
Subtotal	**31,911**	**31,911**	**-**
Total S&S: Risk Management	**2,499,697**	**2,538,197**	**38,500**

HUMAN RESOURCES DEPARTMENT
RISK MANAGEMENT
ORG 3355 and 3349

Item Description	2023/24 Base Budget	2024/25 Request	$ Change fr 2023/24 Base Budget
Risk Management Controlled (Org 3349)			
Account 1201 - Insurance			
Aircraft Liability	1,017,702	1,017,702	-
Liability/Property Insurance	2,367,744	2,367,744	-
Insurance Deductibles	325,000	325,000	-
Insurance Broker Fees	27,500	27,500	-
Self-Insured Property Claim Loss	15,000	15,000	-
Vehicle Verifier Bond	150	150	-
WC Self-Insurance Excess Loss Premium	1,090,249	1,090,249	-
Subtotal	**4,843,345**	**4,843,345**	**-**
Total S&S: Risk Management Controlled	**4,843,345**	**4,843,345**	**-**
Total S&S: Risk Management	**7,343,042**	**7,381,542**	**38,500**

FIRE
ORANGE COUNTY
CALIFORNIA
AUTHORITY
Est. 1995

ORANGE COUNTY FIRE AUTHORITY
LOGISTICS DEPARTMENT S&S SUMMARY
FY 2024/25 BUDGET

Divisions/Sections	2023/24 Base Budget	2024/25 Request	$ Change fr 2023/24 Base Budget
Fleet Services			
Fleet Services [1]	125,390	126,890	1,500
Automotive Stock [2]	5,343,000	5,610,000	267,000
Total Fleet Services	5,468,390	5,736,890	268,500
Information Technology			
Communications & IT Infrastructure [3]	2,883,780	2,899,918	16,138
Systems Development & Support [4]	1,525,365	2,188,770	663,405
Communications & Workplace Support [5]	1,910,220	2,006,820	96,600
GIS & Mapping [6]	186,170	182,570	(3,600)
Total Information Technology	6,505,535	7,278,078	772,543
Property Management			
Property Management [7]	7,872,557	8,254,557	382,000
M Orgs	475,000	475,000	-
Total Property Management	8,347,557	8,729,557	382,000
Service Center			
Service Center [8]	76,095	46,095	(30,000)
Service Center Equipment Team	125,000	125,000	-
Service Center Inventory [9]	3,388,495	3,666,735	278,240
IMT Logistics Support [10]	-	50,000	50,000
Total Service Center	3,589,590	3,887,830	298,240
Department Total	**23,911,072**	**25,632,355**	**1,721,283**

Grant funding and one-time items are not included in the FY 2023/24 base budget.

[1] Increase due to increased training for three new positions ($1,500).

[2] Increase due to cost increases for fuel ($249,000) and tolls ($18,000).

[3] Increase due to cost increases for 800MHz system for 2nd portable radio units for Captains ($59,580), cell/PC/tablet/landline for new positions ($49,068), and training for new positions ($500), offset by reallocation of expenses to Communications & Workplace Support ($93,010).

[4] Increase due to cost increases for vehicle outfitting materials ($503,300), license and maintenance fees for conversion of CAD FireMapping/Pagers to the Active 911 iPad platform ($159,600), training for a new position ($500), and rounding ($5).

[5] Increase due to cost increases for mobile telephone services ($135,000), offset by lower costs for paging services through the County of Orange ($38,400).

[6] Decrease due to reallocation of expenses to Communications & Workplace Support ($3,600).

[7] Increase due to higher utilities costs ($381,000) and training for two new positions ($1,000).

[8] Decrease due to reallocation of expenses to Service Center Inventory ($30,000).

[9] Increase due to cost increases for SCBA fit testing ($150,000), uniforms for new employees ($94,840), and upgrade of

[10] Increase of $50,000 for travel and training, equipment maintenance/repair, and special department expenses.

LOGISTICS DEPARTMENT
FLEET SERVICES
ORG 4450 & 4459

Item Description	2023/24 Base Budget	2024/25 Request	$ Change fr 2023/24 Base Budget
SERVICES & SUPPLIES:			
Fleet Services (Org 4450)			
Account 1001 - Clothing and Personal Supplies			
Uniform Service	12,400	12,400	-
Subtotal	**12,400**	**12,400**	**-**
Account 1301`1302 - Maintenance/Repair - Vehicles/Equipment			
Miscellaneous Shop Equipment	5,200	5,200	-
Fleet Services Software Maintenance	15,000	15,000	-
Subtotal	**20,200**	**20,200**	**-**
Account 1601 - Memberships			
Miscellaneous Memberships (i.e. MEMA & Cal Fire)	340	340	-
Subtotal	**340**	**340**	**-**
Account 1801`1810 - Office Expense			
Miscellaneous Office Expense	6,060	6,060	-
Subtotal	**6,060**	**6,060**	**-**
Account 1901`1908 - Professional and Specialized Services			
Drive Off Service	5,000	5,000	-
Parts Washer Service	2,000	2,000	-
Reclamation Environmental Services	6,360	6,360	-
Subtotal	**13,360**	**13,360**	**-**
Account 2301'2309 - Small Tools and Instruments			
Tool Reimbursement	26,050	26,050	-
Subtotal	**26,050**	**26,050**	**-**
Account 2401`2409 - Special Department Expense			
Department of Motor Vehicles (DMV) Fees	1,800	1,800	-
Subtotal	**1,800**	**1,800**	**-**
Account 2701`2703 - Travel, Training and Meetings			
Training	45,180	46,680	1,500
Subtotal	**45,180**	**46,680**	**1,500**
Total S&S: Fleet Services	**125,390**	**126,890**	**1,500**

LOGISTICS DEPARTMENT
FLEET SERVICES
ORG 4450 & 4459

Item Description	2023/24 Base Budget	2024/25 Request	$ Change fr 2023/24 Base Budget
Automotive Stock (Org 4459)			
Account 1301`1302 - Maintenance/Repair - Vehicles/Equipment			
Air Utility Services	2,400	2,400	-
Antifreeze	21,300	21,300	-
DEF	15,800	15,800	-
Auto Glass Service	2,100	2,100	-
Batteries (Vehicle)	149,700	149,700	-
Gel Cell batteries	23,800	23,800	-
Car Wash/Detailing	20,500	20,500	-
Starter/Alternator Repairs	24,350	24,350	-
Chevrolet Engine/Body Parts (Light)	70,900	70,900	-
Code 3 Equipment/Light Bar	38,400	38,400	-
Diesel Engine Service & Repair	59,850	59,850	-
Dozer Parts & Service	44,100	44,100	-
Ford Parts & Repairs	181,100	181,100	-
Generator Parts	4,750	4,750	-
Heavy & Light Apparatus PM	480,300	480,300	-
Fire Truck Maintenance Parts	283,500	283,500	-
Miscellaneous Shop Equipment	45,450	45,450	-
Oil	78,750	78,750	-
Parts (Heavy)	61,450	61,450	-
Parts (Light)	78,750	78,750	-
Miscellaneous Parts & Service	69,000	69,000	-
Radiator	31,500	31,500	-
Smog	4,750	4,750	-
Suspension/Brakes (Heavy)	118,250	118,250	-
Tires Parts & Labor	679,000	679,000	-
Towing Heavy/Light	9,500	9,500	-
Transmission Repairs & Services	94,500	94,500	-
Upholstery	12,600	12,600	-
International Truck Parts	110,250	110,250	-
Battery Chargers/Electric	39,400	39,400	-
Subtotal	**2,856,000**	**2,856,000**	**-**
Account 1901`1908 - Professional and Specialized Services			
Aerial Recertification	36,450	36,450	-
Drive Off Service	550	550	-
Parts Washer Service	3,000	3,000	-
Subtotal	**40,000**	**40,000**	**-**

LOGISTICS DEPARTMENT
FLEET SERVICES
ORG 4450 & 4459

Item Description	2023/24 Base Budget	2024/25 Request	$ Change fr 2023/24 Base Budget
Account 2601`2602 - Transportation			
Diesel Fuel	1,075,750	1,185,750	110,000
Fuel Credit Cards	741,400	816,400	75,000
Gasoline	629,850	693,850	64,000
Tolls	-	18,000	18,000
Subtotal	**2,447,000**	**2,714,000**	**267,000**
Total S&S: Automotive Stock	**5,343,000**	**5,610,000**	**267,000**
Total S&S: Fleet Services	**5,468,390**	**5,736,890**	**268,500**

LOGISTICS DEPARTMENT
INFORMATION TECHNOLOGY
ORG 3380, 4350, 4423 & 4355

Item Description	2023/24 Base Budget	2024/25 Request	$ Change fr 2023/24 Base Budget
SERVICES & SUPPLIES:			
Communications & IT Infrastructure (Org 3380)			
Account 1051 - Communications			
Utility Service for Phone Lines/Data Circuit	800,000	800,000	-
Cell/PC/tablet/landline	15,715	64,783	49,068
Cable Services	8,210	8,210	-
Satellite TV Services	2,000	2,000	-
Language Line	100	100	-
US&R Warehouse	2,400	2,400	-
Subtotal	**828,425**	**877,493**	**49,068**
Account 1301`1302 - Maintenance/Repair - Vehicles/Equipment			
Network Router/switch Maintenance	101,000	101,000	-
Server Operating Sys. Software	19,590	19,590	-
Remote Connection Maintenance	15,000	15,000	-
Contract Services	14,820	14,820	-
Internet Service Providers	52,800	52,800	-
Anti-Virus/Anti-Spam	36,000	36,000	-
Server Hardware	52,000	52,000	-
Storage Area Network	43,000	43,000	-
Maintenance for RFOTC Telephone Systems	50,000	-	(50,000)
County of Orange-800 MHz Partnership	995,000	1,091,560	96,560
Antivirus Maintenance	13,000	13,000	-
911 Voice Recording Maintenance	11,000	-	(11,000)
Offsite Data Storage	19,000	19,000	-
Email Enterprise backup	35,000	35,000	-
VPN Maintenance	38,000	38,000	-
Virtualization Maintenance	25,000	25,000	-
Telephone Maintenance	25,000	-	(25,000)
Fire Station Alerting System Maintenance	170,000	170,000	-
CLETS Data line (for Investigations)	13,500	13,500	-
Radio Emergency Comm.(Genwatch Support)	18,000	18,000	-
Network/Server Monitoring (SolarWinds Supp)	16,000	16,000	-
Subtotal	**1,762,710**	**1,773,270**	**10,560**
Account 1801`1810 - Office Expense			
IT Office Supplies & Software	29,805	29,805	-
Subtotal	**29,805**	**29,805**	**-**
Account 1901`1908 - Professional and Specialized Services			
Computer Room Maintenance	7,970	7,970	-
Network Engineering Services	50,000	75,000	25,000
Storage of Network Backup	5,000	5,000	-
Station Alerting Custom Programming	25,000	25,000	-
Station Alerting Electrical Repairs	83,990	50,000	(33,990)
Subtotal	**171,960**	**162,970**	**(8,990)**

LOGISTICS DEPARTMENT
INFORMATION TECHNOLOGY
ORG 3380, 4350, 4423 & 4355

Item Description	2023/24 Base Budget	2024/25 Request	$ Change fr 2023/24 Base Budget
Account 2401`2409 - Special Department Expense			
Telephone Parts	35,000	-	(35,000)
Network & Equipment Room Parts & Supplies	30,000	30,000	-
Subtotal	**65,000**	**30,000**	**(35,000)**
Account 2701`2703 - Travel, Training and Meetings			
Training/Travel	16,000	16,500	500
Staff Technical Training	9,880	9,880	-
Subtotal	**25,880**	**26,380**	**500**
Total S&S: Communications & IT Infrastructure	**2,883,780**	**2,899,918**	**16,138**

Systems Development & Support (Org 4350)

Account 1301`1302 - Maintenance/Repair - Vehicles/Equipment			
RMS Maintenance	20,000	20,000	-
RMS Report Software	10,770	10,770	-
Internet/Intranet Support	21,710	21,710	-
Database Software Maintenance	48,230	48,230	-
Fleet STMS Maintenance	17,000	17,000	-
Compiler Maintenance	1,450	1,450	-
HRMS Consulting Services	55,000	55,000	-
HRMS System Maintenance	130,560	130,560	-
AVL, CAD2CAD Maintenance	81,070	81,070	-
SharePoint Admin Maintenance	8,500	8,500	-
Staffing Database Maintenance	1,200	1,200	-
CAD Software Maintenance	386,010	386,010	-
Smartphone Incident Notification Application	2,400	2,400	-
HRMS Compiler Maintenance	1,000	1,000	-
HRMS Utilities Maintenance	960	960	-
Apple Developer Enterprise	430	430	-
Active 911 Licenses and Maintenance	-	159,600	159,600
Subtotal	**786,290**	**945,890**	**159,600**
Account 1801`1810 - Office Expense			
IT Office Supplies & Software	12,570	12,570	-
Microsoft Software Enterprise Agreement	545,455	545,460	5
Pulsepoint Maintenance Contract	40,000	40,000	-
Vehicle Outfitting Materials	-	503,300	503,300
Subtotal	**598,025**	**1,101,330**	**503,305**
Account 1901`1908 - Professional and Specialized Services			
Public Safety Systems Programming	50,000	50,000	-
Intranet/Internet Calendar Development	50,000	50,000	-
Subtotal	**100,000**	**100,000**	**-**

LOGISTICS DEPARTMENT
INFORMATION TECHNOLOGY
ORG 3380, 4350, 4423 & 4355

Item Description	2023/24 Base Budget	2024/25 Request	$ Change fr 2023/24 Base Budget
Account 2701`2703 - Travel, Training and Meetings			
Travel/Training	29,050	29,550	500
Staff Technical Training	12,000	12,000	-
Subtotal	**41,050**	**41,550**	**500**
Total S&S: Systems Development & Support	**1,525,365**	**2,188,770**	**663,405**

Communications & Workplace Support (Org 4423)

Account 1051 - Communications			
Mobile Telephone Service	949,890	1,084,890	135,000
Paging Services - County of Orange	38,400	-	(38,400)
BC Conference Lines	8,490	8,490	-
On-Line Meeting Service	12,520	12,520	-
Subtotal	**1,009,300**	**1,105,900**	**96,600**
Account 1301`1302 - Maintenance/Repair - Vehicles/Equipment			
Communication Equipment Maintenance	144,800	144,800	-
High Speed Printer Maintenance	6,230	6,230	-
Help Desk Software Maintenance	22,000	22,000	-
QPCS - AVL System Management Service	6,630	6,630	-
Subtotal	**179,660**	**179,660**	**-**
Account 1801`1810 - Office Expense			
Packing & Office Supplies/Equipment Storage	67,570	67,570	-
Annual Software and Small Equipment Purchases	20,000	20,000	-
Subtotal	**87,570**	**87,570**	**-**
Account 1901`1908 - Professional and Specialized Services			
Staffing Timekeeping Maintenance	465,000	465,000	-
Comm. Installation/Vehicle Replacement	190	190	-
Subtotal	**465,190**	**465,190**	**-**
Account 2201 - Rents and Leases - Facilities			
CHF Repeater Site Leases	7,000	7,000	-
Subtotal	**7,000**	**7,000**	**-**
Account 2301`2309 - Small Tools and Instruments			
Miscellaneous Parts/Tech Tools/Supplies	5,500	5,500	-
Subtotal	**5,500**	**5,500**	**-**
Account 2401`2409 - Special Dept. Expense			
Fabrication and Supplies	150,000	150,000	-
Subtotal	**150,000**	**150,000**	**-**

LOGISTICS DEPARTMENT
INFORMATION TECHNOLOGY
ORG 3380, 4350, 4423 & 4355

Item Description	2023/24 Base Budget	2024/25 Request	$ Change fr 2023/24 Base Budget
Account 2701`2703 - Travel, Training and Meetings			
Training	6,000	6,000	-
Subtotal	**6,000**	**6,000**	**-**
Total S&S: Communications & Workplace Support	**1,910,220**	**2,006,820**	**96,600**
GIS & Mapping (Org 4355)			
Account 1301`1302 - Maintenance/Repair - Vehicles/Equipment			
Miscellaneous Software Maintenance	3,970	370	(3,600)
Win 2 Data Subscription	1,000	1,000	-
Geospatial Software Maintenance	85,000	85,000	-
Digital Pen	750	750	-
Subtotal	**90,720**	**87,120**	**(3,600)**
Account 1801`1810 - Office Expense			
Office/Printer Supplies	13,160	13,160	-
Compucom	1,110	1,110	-
Subtotal	**14,270**	**14,270**	**-**
Account 1901`1908 - Professional and Specialized Services			
ESRI Professional Services	10,000	10,000	-
Geospatial Professional Services	50,000	50,000	-
Subtotal	**60,000**	**60,000**	**-**
Account 2701`2703 - Travel, Training and Meetings			
Travel	10,000	10,000	-
Training	11,180	11,180	-
Subtotal	**21,180**	**21,180**	**-**
Total S&S: GIS & Mapping	**186,170**	**182,570**	**(3,600)**
Total S&S: Information Technology	**6,505,535**	**7,278,078**	**772,543**

LOGISTICS DEPARTMENT
PROPERTY MANAGEMENT
SUB-FUND 12150 - ORG 3365 & M Orgs

Item Description	2023/24 Base Budget	2024/25 Request	$ Change fr 2023/24 Base Budget
SERVICES & SUPPLIES:			
Property Management (Org 3365)			
Account 1151 - Household Expenses			
Appliances Replacement	99,075	99,075	-
Furniture Replacement	99,075	99,075	-
Subtotal	**198,150**	**198,150**	**-**
Account 1301`1302 - Maintenance/Repair - Vehicles/Equipment			
Air Compressor Maintenance & Repairs	9,050	9,050	-
Exhaust Collection System Maintenance	135,800	135,800	-
Fire Alarm Systems Maintenance	45,250	45,250	-
Appliances - Service and Repairs	54,300	54,300	-
Generator Maintenance & Repairs	89,600	89,600	-
AST Fuel Maintenance & Repairs	72,400	72,400	-
Fire Props	63,350	63,350	-
Miscellaneous Equipment Maintenance	9,050	9,050	-
Subtotal	**478,800**	**478,800**	**-**
Account 1402 - Building Maintenance/Repair			
Apparatus Doors Service and Repairs	158,950	158,950	-
Building Systems Service and Repairs	198,680	198,680	-
Electrical Repairs	66,230	66,230	-
Plumbing Repairs	198,690	198,690	-
Flooring Repairs	46,360	46,360	-
One-time Purchase Orders & Direct Pays	304,650	304,650	-
Painting (Partial Interior and Exterior)	39,740	39,740	-
Roof Systems Service and Repairs	52,980	52,980	-
Repair and Maintenance	304,955	304,955	-
Scheduled Maintenance, Renovation & Replacement	463,600	463,600	-
Fire Station Alterations & Improvements	331,140	331,140	-
RFOTC Maintenance & Custodial Services	231,800	231,800	-
Pest Control	52,980	52,980	-
Grounds Maintenance	119,215	119,215	-
Signage	1,330	1,330	-
Surface Repairs	2,650	2,650	-
Fencing and Gates Repairs	6,650	6,650	-
Subtotal	**2,580,600**	**2,580,600**	**-**
Account 1801`1810 - Office Expense			
Office Supplies	1,230	1,230	-
Subtotal	**1,230**	**1,230**	**-**

LOGISTICS DEPARTMENT
PROPERTY MANAGEMENT
SUB-FUND 12150 - ORG 3365 & M Orgs

Item Description	2023/24 Base Budget	2024/25 Request	$ Change fr 2023/24 Base Budget
Account 1901`1908 - Professional and Specialized Services			
US&R Warehouse-Security Service	3,000	3,000	-
US&R Warehouse-Common Area Maintenance (CAM)	20,000	20,000	-
RFOTC Uniformed Unarmed Security Services	1,470,757	1,470,757	-
Subtotal	**1,493,757**	**1,493,757**	**-**
Account 2201 - Rents and Leases - Facilities			
Station# 41 - Fullerton, Hangar Lease	85,000	85,000	-
Station# 41 - Fullerton, Tower	25,000	25,000	-
Station# 70, 71, 72, 73, 74, 75, 76, 77, 78 & 79-Santa Ana	10	10	-
Station# 80, 81, 82, 83, 84, 85, 86 - Garden Grove	10	10	-
Subtotal	**110,020**	**110,020**	**-**
Account 2701`2703 - Travel, Training and Meetings			
Staff Development and Training	1,000	2,000	1,000
Subtotal	**1,000**	**2,000**	**1,000**
Account 2801`2805 - Utilities			
Liquid Propane Gas (LPG)	11,110	11,110	-
Trash Collection	235,340	235,340	-
Gas	117,670	117,670	-
Electricity	2,222,645	2,603,645	381,000
Water	392,235	392,235	-
Subtotal	**2,979,000**	**3,360,000**	**381,000**
Account 3701 - Taxes and Assessments			
Sewer Assessment	30,000	30,000	-
Subtotal	**30,000**	**30,000**	**-**
Total S&S: Property Management	**7,872,557**	**8,254,557**	**382,000**

LOGISTICS DEPARTMENT
PROPERTY MANAGEMENT
SUB-FUND 12150 - ORG 3365 & M Orgs

Item Description	2023/24 Base Budget	2024/25 Request	$ Change fr 2023/24 Base Budget
M Orgs (Org M033, M200, M300, M400, M500, M600, M700, M800 and M810)			
Cash Contract Cities - John Wayne Airport (Org M033)			
Account 1402 - Building Maintenance/Repair			
Cash Contract Cities - JWA FS33	10,000	10,000	-
Subtotal	**10,000**	**10,000**	**-**
Cash Contract Cities - Tustin (Org M200)			
Account 1402 - Building Maintenance/Repair			
Cash Contract Cities - Tustin	30,000	30,000	-
Subtotal	**30,000**	**30,000**	**-**
Cash Contract Cities - Seal Beach (Org M300)			
Account 1402 - Building Maintenance/Repair			
Cash Contract Cities - Seal Beach	30,000	30,000	-
Subtotal	**30,000**	**30,000**	**-**
Cash Contract Cities - Stanton (Org M400)			
Account 1402 - Building Maintenance/Repair			
Cash Contract Cities - Stanton	15,000	15,000	-
Subtotal	**15,000**	**15,000**	**-**
Cash Contract Cities - San Clemente (Org M500)			
Account 1402 - Building Maintenance/Repair			
Cash Contract Cities - San Clemente	45,000	45,000	-
Subtotal	**45,000**	**45,000**	**-**
Cash Contract Cities - Buena Park (Org M600)			
Account 1402 - Building Maintenance/Repair			
Cash Contract Cities - Buena Park	45,000	45,000	-
Subtotal	**45,000**	**45,000**	**-**

LOGISTICS DEPARTMENT
PROPERTY MANAGEMENT
SUB-FUND 12150 - ORG 3365 & M Orgs

Item Description	2023/24 Base Budget	2024/25 Request	$ Change fr 2023/24 Base Budget
Cash Contract Cities - Westminster (Org M700)			
Account 1402 - Building Maintenance/Repair			
Cash Contract Cities - Westminster	45,000	45,000	-
Subtotal	**45,000**	**45,000**	**-**
Cash Contract Cities - Santa Ana (Org M800)			
Account 1402 - Building Maintenance/Repair			
Cash Contract Cities - Santa Ana	150,000	150,000	-
Subtotal	**150,000**	**150,000**	**-**
Cash Contract Cities - Garden Grove (Org M810)			
Account 1402 - Building Maintenance/Repair			
Cash Contract Cities - Garden Grove	105,000	105,000	-
Subtotal	**105,000**	**105,000**	**-**
Total S&S: M Orgs	**475,000**	**475,000**	**382,000**
Total S&S: Property Management	**8,347,557**	**8,729,557**	**382,000**

LOGISTICS DEPARTMENT
SERVICE CENTER
ORG 3378, 4410, 4418 & 4419

Item Description	2023/24 Base Budget	2024/25 Request	$ Change fr 2023/24 Base Budget
SERVICES & SUPPLIES:			
IMT Logistics Support (Org 3378)			
Account 1301`1302 - Maintenance/Repair - Vehicles/Equipment			
Miscellaneous	-	10,000	10,000
Subtotal	**-**	**10,000**	**10,000**
Account 2401`2409 - Special Department Expense			
Miscellaneous	-	10,000	10,000
Subtotal	**-**	**10,000**	**10,000**
Account 2701`2703 - Travel, Training and Meetings			
Travel/Training	-	30,000	30,000
Subtotal	**-**	**30,000**	**30,000**
Total S&S: IMT Logistics Support	**-**	**50,000**	**50,000**
Service Center (Org 4410)			
Account 1301`1302 - Maintenance/Repair - Vehicles/Equipment			
Air Fill Station Repair	9,000	9,000	-
Lift Truck Maintenance	2,000	2,000	-
Welding Gases	1,600	1,600	-
Subtotal	**12,600**	**12,600**	**-**
Account 1601 - Memberships			
Costco Memberships	170	170	-
SAFER Memberships	75	75	-
Subtotal	**245**	**245**	**-**
Account 1801`1810 - Office Expense			
Postage Expense	25,000	25,000	-
Office Equipment Controlled	3,000	3,000	-
Subtotal	**28,000**	**28,000**	**-**
Account 1901`1908 - Professional and Specialized Services			
Quantitative SCBA Fit Testing	30,000	-	(30,000)
Subtotal	**30,000**	**-**	**(30,000)**

LOGISTICS DEPARTMENT
SERVICE CENTER
ORG 3378, 4410, 4418 & 4419

Item Description	2023/24 Base Budget	2024/25 Request	$ Change fr 2023/24 Base Budget
Account 2301`2309 - Small Tools and Instruments			
Miscellaneous Small Tools	1,000	1,000	-
Subtotal	**1,000**	**1,000**	**-**
Account 2701`2703 - Travel, Training and Meetings			
Transportation/Travel (Safer Meetings)	250	250	-
Training Registration Fees	2,000	2,000	-
Miscellaneous Training	2,000	2,000	-
Subtotal	**4,250**	**4,250**	**-**
Total S&S: Service Center	**76,095**	**46,095**	**(30,000)**
Service Center Equipment Team (Org 4418)			
Account 1001`1008 - Clothing, Personal Supplies, and PPE			
Foul Weather Gear	62,500	62,500	-
Subtotal	**62,500**	**62,500**	**-**
Account 1301`1306 - Maintenance/Repair - Vehicles/Equipment			
Wire Cutters & Lightboxes	62,500	62,500	-
Subtotal	**62,500**	**62,500**	**-**
Total S&S: Service Center Equipment Team	**125,000**	**125,000**	**-**
Inventory - Service Center (Org 4419)			
Account 1001`1003 - Clothing and Personal Supplies			
Boot Reimbursement	15,000	15,000	-
Rain Suits	1,500	1,500	-
Safety Clothing - Academy	254,595	254,595	-
Safety Clothing - Structure	320,000	470,000	150,000
Safety Clothing - Wildland	70,000	70,000	-
Safety Clothing - Gloves, FF PPE Ensemble	8,000	8,000	-
Safety Clothing - FF Structural Gloves	68,500	68,500	-
Turnout Cleaning & Repair	143,000	143,000	-
Helmets	60,000	60,000	-
Uniforms	567,000	695,240	128,240
Uniforms - City of Irvine HCFF	18,700	18,700	-
Subtotal	**1,526,295**	**1,804,535**	**278,240**

LOGISTICS DEPARTMENT
SERVICE CENTER
ORG 3378, 4410, 4418 & 4419

Item Description	2023/24 Base Budget	2024/25 Request	$ Change fr 2023/24 Base Budget
Account 1101 - Food			
Food - In County Incidents	30,000	30,000	-
Emergency Food Supplies	15,000	15,000	-
Subtotal	**45,000**	**45,000**	**-**
Account 1151 - Household Expenses			
Household Supplies	158,910	158,910	-
Miscellaneous Household	10,000	10,000	-
Mattress Pads	2,000	2,000	-
Subtotal	**170,910**	**170,910**	**-**
Account 1301`1302 - Maintenance/Repair - Vehicles/Equipment			
Breathing Apparatus Repair Parts/Service	65,000	65,000	-
SCBA Cylinder Hydrostatic Testing	12,000	12,000	-
Fire Extinguisher Service	10,000	10,000	-
Hurst Tool Repair	20,000	20,000	-
Safety Ladder Inspection & Testing	35,000	35,000	-
Small Engine Repair	15,000	15,000	-
Vehicle Wax	14,000	14,000	-
Thermal Imaging Camera Repair/Battery Replacement	30,000	30,000	-
Subtotal	**201,000**	**201,000**	**-**
Account 1501`1509 - Medical Supplies and Equipment			
Medical Oxygen	10,000	10,000	-
Subtotal	**10,000**	**10,000**	**-**
Account 1801`1810 - Office Expense			
Business Cards	6,000	6,000	-
Business Forms	1,000	1,000	-
Copy Paper	25,000	25,000	-
Engraving	1,000	1,000	-
Envelopes	5,000	5,000	-
FAX Supplies	500	500	-
Office Supplies	15,000	15,000	-
Printer Supplies	6,830	6,830	-
Rubber Stamps	500	500	-
Thomas Bros. Maps	500	-	(500)
Subtotal	**61,330**	**60,830**	**(500)**

LOGISTICS DEPARTMENT
SERVICE CENTER
ORG 3378, 4410, 4418 & 4419

Item Description	2023/24 Base Budget	2024/25 Request	$ Change fr 2023/24 Base Budget
Account 2301`2309 - Small Tools and Instruments			
Batteries	7,500	8,000	500
Miscellaneous Small Tools	2,000	2,000	-
Replacement Flashlights	5,000	5,000	-
Subtotal	**14,500**	**15,000**	**500**
Account 2401`2409 - Special Department Expense			
Hose - All Sizes	291,460	291,460	-
Miscellaneous Fire Equipment	117,500	117,500	-
Sand Bags	5,000	5,000	-
Miscellaneous Supplies	1,500	1,500	-
SCBA Voice Amplifiers	45,000	45,000	-
Scott Air Pack Cylinder Replacement	150,000	150,000	-
Sign Material	20,000	20,000	-
Thermal Imaging Cameras	50,000	50,000	-
Apparatus Outfitting Equipment	654,000	654,000	-
Foam for Foam Tenders	25,000	25,000	-
Subtotal	**1,359,460**	**1,359,460**	**-**
Total S&S: Inventory - Service Center	**3,388,495**	**3,666,735**	**278,240**
Total S&S: Service Center	**3,589,590**	**3,887,830**	**298,240**

ORANGE COUNTY FIRE AUTHORITY
NON-DEPARTMENTAL S&S SUMMARY
FY 2024/25 BUDGET

Divisions/Sections	2023/24 Base Budget	2024/25 Request	$ Change fr 2023/24 Base Budget
Financial Services Controlled			
Financial Services Controlled	2,633,048	2,633,048	-
Total Financial Services Controlled	2,633,048	2,633,048	-
Non-Departmental Total	**2,633,048**	**2,633,048**	**-**

Grant funding and one-time items are not included in the FY 2023/24 base budget.

NON-DEPARTMENTAL
FINANCIAL SERVICES CONTROLLED
ORG 3379

Item Description	2023/24 Base Budget	2024/25 Request	$ Change fr 2023/24 Base Budget
SERVICES & SUPPLIES:			
Account 1801`1810 - Office Expense			
Office Supplies	13,000	13,000	-
Postage Expense	5,000	5,000	-
Reproduction/Printing (excl. copiers)	13,000	13,000	-
Subtotal	**31,000**	**31,000**	**-**
Account 1901`1908 - Professional and Specialized Services			
County Islands	199,839	199,839	-
Property Tax Admin Fee	2,000,000	2,000,000	-
Subtotal	**2,199,839**	**2,199,839**	**-**
Account 2101 - Rents and Leases - Equipment			
Copier Rental	190,000	190,000	-
Subtotal	**190,000**	**190,000**	**-**
Account 2601`2602 - Transportation			
Private Mileage	210,000	210,000	-
Subtotal	**210,000**	**210,000**	**-**
Account 3701 - Taxes and Assessments			
State Board of Equalization - Fuel Storage Tax	2,209	2,209	-
Subtotal	**2,209**	**2,209**	**-**
Total S&S: Financial Services Controlled	**2,633,048**	**2,633,048**	**-**

ORANGE COUNTY FIRE AUTHORITY
FIELD OPERATIONS NORTH S&S SUMMARY
FY 2024/25 BUDGET

Divisions/Sections	2023/24 Base Budget	2024/25 Request	$ Change fr 2023/24 Base Budget
Division 1			
Division 1 - Administration	16,269	16,269	-
Total Division 1	16,269	16,269	-
Division 4			
Division 4 - Administration [1]	40,784	62,284	21,500
Community Volunteer Services	37,346	37,346	-
Total Division 4	78,130	99,630	21,500
Division 6			
Division 6 - Administration	19,900	19,900	-
Total Division 6	19,900	19,900	-
Division 7			
Division 7 - Administration	16,854	16,854	-
Total Division 7	16,854	16,854	-
Hazardous Materials Program			
Hazardous Materials Program [2]	147,000	202,000	55,000
Total Hazardous Materials Program	147,000	202,000	55,000
Field Operations North Admin			
Field Operations North Admin	40,000	40,000	-
Total Field Operations North Admin	40,000	40,000	-
Investigations			
Investigations	365,935	365,935	-
Total Investigations	365,935	365,935	-
Department Total	**684,088**	**760,588**	**76,500**

Grant funding and one-time items are not included in the FY 2023/24 base budget.
[1] Increase due to Chaplain Stipend increase.
[2] Increase due to rising costs of HazMat responses ($40,000), and one-time purchase of personal radiation detection devices ($15,000).

FIELD OPERATIONS NORTH
DIVISION 1
ORG 0111

Item Description	2023/24 Base Budget	2024/25 Request	$ Change fr 2023/24 Base Budget
SERVICES & SUPPLIES:			
Account 1402`1407 - Maintenance/Repair - Buildings			
Cal Card	10,470	10,470	-
Subtotal	**10,470**	**10,470**	**-**
Account 1801`1810 - Office Expense			
Office Supplies	3,399	3,399	-
Subtotal	**3,399**	**3,399**	**-**
Account 2401`2409 - Special Department Expense			
Miscellaneous Expense	2,400	2,400	-
Subtotal	**2,400**	**2,400**	**-**
Total S&S: Division 1	**16,269**	**16,269**	**-**

FIELD OPERATIONS NORTH
DIVISION 4
ORG 0114 & 1160

Item Description	2023/24 Base Budget	2024/25 Request	$ Change fr 2023/24 Base Budget
SERVICES & SUPPLIES:			
Division 4 (Admin) (Org 0114)			
Account 1402`1407 - Maintenance /Repair - Buildings			
Cal Card	13,000	13,000	-
Subtotal	**13,000**	**13,000**	**-**
Account 1801`1810 - Office Expense			
Office Supplies	7,528	7,528	-
Subtotal	**7,528**	**7,528**	**-**
Account 2401`2409 - Special Department Expense			
Chaplain's Stipend	14,400	35,900	21,500
Chaplain's Program	785	785	-
Fire Explorer Program	5,071	5,071	-
Subtotal	**20,256**	**41,756**	**21,500**
Total S&S: Division 4 (Admin)	**40,784**	**62,284**	**21,500**
Community Volunteer Services (CVS) (Org 1160)			
Account 2401`2409 - Special Department Expense			
PERS Volunteer Length of Service Award	23,750	23,750	-
Miscellaneous Expense	13,596	13,596	-
Subtotal	**37,346**	**37,346**	**-**
Total S&S: Community Volunteer Services	**37,346**	**37,346**	**-**
Total S&S: Division 4	**78,130**	**99,630**	**21,500**

FIELD OPERATIONS NORTH
DIVISION 6
ORG 0117

Item Description	2023/24 Base Budget	2024/25 Request	$ Change fr 2023/24 Base Budget
SERVICES & SUPPLIES:			
Account 1402`1407 - Maintenance/Repair - Buildings			
Cal Card	10,000	10,000	-
Subtotal	**10,000**	**10,000**	**-**
Account 1801`1810 - Office Expense			
Office Supplies	9,900	9,900	-
Subtotal	**9,900**	**9,900**	**-**
Total S&S: Division 6	**19,900**	**19,900**	**-**

FIELD OPERATIONS NORTH
DIVISION 7
ORG 0115

Item Description	2023/24 Base Budget	2024/25 Request	$ Change fr 2023/24 Base Budget
SERVICES & SUPPLIES:			
Account 1402`1407 - Maintenance/Repair - Buildings			
Cal Card	8,000	8,000	-
Subtotal	**8,000**	**8,000**	**-**
Account 1801`1810 - Office Expense			
Miscellaneous Expense	8,854	8,854	-
Subtotal	**8,854**	**8,854**	**-**
Total S&S: Division 7	**16,854**	**16,854**	**-**

FIELD OPERATIONS NORTH
HAZARDOUS MATERIALS PROGRAM
ORG 1170

Item Description	2023/24 Base Budget	2024/25 Request	$ Change fr 2023/24 Base Budget
SERVICES & SUPPLIES:			
Account 1001`1008 - Clothing, Personal Supplies, and PPE			
Specialty Gloves, Boots, and Canisters	13,550	23,550	10,000
NFPA Flash Protection	3,000	3,000	-
Biological Protective Equipment/WMD PPE	6,000	6,000	-
HMT Level "A" Suits	12,000	12,000	-
Subtotal	**34,550**	**44,550**	**10,000**
Account 1301`1306 - Maintenance/Repair - Vehicles/Equipment			
Multi RAE Repairs	15,000	15,000	-
Miscellaneous Expense	-	10,000	10,000
Calibration Gasses	17,350	17,350	-
Dosimeter Repairs	500	500	-
WMD Monitor Calibration	15,000	15,000	-
Subtotal	**47,850**	**57,850**	**10,000**
Account 1501`1509 - Medical Supplies and Equipment			
Biological Testing Kits	4,000	4,000	-
WMD Testing Kits	1,000	1,000	-
Decon Supplies	5,450	5,450	-
Sampling Supplies	4,000	4,000	-
Subtotal	**14,450**	**14,450**	**-**
Account 1801`1810 - Office Expense			
TOMES Database Program Subscription	3,000	3,000	-
EVOQA Technologies	5,000	5,000	-
Subtotal	**8,000**	**8,000**	**-**
Account 2301`2309 - Small Tools and Instruments			
Small Tools & Equipment	13,150	23,150	10,000
Personal Radiation Detection Equipment	-	15,000	15,000
Subtotal	**13,150**	**38,150**	**25,000**
Account 2701`2703 - Travel, Training and Meetings			
HMT Transportation and Travel	6,000	6,000	-
HMT Technician/Specialist Training	23,000	33,000	10,000
Subtotal	**29,000**	**39,000**	**10,000**
Total S&S: Hazardous Materials Program	**147,000**	**202,000**	**55,000**

FIELD OPERATIONS NORTH

FIELD OPERATIONS NORTH ADMIN

ORG 0118

Item Description	2023/24 Base Budget	2024/25 Request	$ Change fr 2023/24 Base Budget
SERVICES & SUPPLIES:			
Account 1001`1008 - Clothing, Personal Supplies, and PPE			
Clothing and Personal Supplies	2,000	2,000	-
Subtotal	**2,000**	**2,000**	**-**
Account 1101 - Food			
Emergency Food	12,000	12,000	-
Subtotal	**12,000**	**12,000**	**-**
Account 1801`1810 - Office Expense			
Miscellaneous Office Expense/Subscriptions	3,000	3,000	-
Subtotal	**3,000**	**3,000**	**-**
Account 2701`2703 - Travel, Training and Meetings			
FIRESCOPE / CICCS / IMT Travel and Training	23,000	23,000	-
Subtotal	**23,000**	**23,000**	**-**
Total S&S: Field Operations North Admin	**40,000**	**40,000**	**-**

FIELD OPERATIONS NORTH
INVESTIGATIONS
ORG 4320

Item Description	2023/24 Base Budget	2024/25 Request	$ Change fr 2023/24 Base Budget
SERVICES & SUPPLIES:			
Account 1001`1008 - Clothing, Personal Supplies, and PPE			
Protection Clothing and Polo Shirts	8,000	7,000	(1,000)
Subtotal	**8,000**	**7,000**	**(1,000)**
Account 1301`1306 - Maintenance/Repair - Vehicles/Equipment			
Equipment Repair and Calibration	1,000	1,500	500
Investigation Equipment	1,000	1,500	500
Subtotal	**2,000**	**3,000**	**1,000**
Account 1601 - Memberships			
CA Conf. of Arson Investigators	360	360	-
6 Fire Arson Group, OCFCA	225	225	-
International Assoc. of Arson Investigators	900	900	-
Subtotal	**1,485**	**1,485**	**-**
Account 1801`1810 - Office Expense			
Miscellaneous Office Supplies	1,700	1,700	-
Office Supplies (former EPAC supplies)	2,350	1,350	(1,000)
Subtotal	**4,050**	**3,050**	**(1,000)**
Account 1902`1908 - Professional and Specialized Services			
Sheriff - Range & Ammo Fees	800	800	-
Expert Services	8,200	8,200	-
Irvine Arson Abatement Officer Contract	289,000	289,000	-
Sheriff - CLET Fees	600	600	-
Subtotal	**298,600**	**298,600**	**-**
Account 2301`2309 - Small Tools and Instruments			
Small Tools and Equipment	-	1,000	1,000
Subtotal	**-**	**1,000**	**1,000**
Account 2401`2409 - Special Department Expense			
Tools and Equipment	12,200	12,200	-
Books, Legal Updates	4,000	4,000	-
Miscellaneous Small Tools (former EPAC supplies)	2,100	2,100	-
Canine Expenses and Equipment	11,500	11,500	-
Subtotal	**29,800**	**29,800**	**-**

FIELD OPERATIONS NORTH
INVESTIGATIONS
ORG 4320

Item Description	2023/24 Base Budget	2024/25 Request	$ Change fr 2023/24 Base Budget
Account 2701`2703 Travel, Training and Meetings			
Officer Safety	7,000	7,000	-
CCAI Conference	3,000	3,000	-
Specialized Training	12,000	12,000	-
Subtotal	**22,000**	**22,000**	**-**
Total S&S: Investigations	**365,935**	**365,935**	**-**

FIRE
ORANGE COUNTY
CALIFORNIA
AUTHORITY
Est. 1995

ORANGE COUNTY FIRE AUTHORITY
FIELD OPERATIONS SOUTH S&S SUMMARY
FY 2024/25 BUDGET

Divisions/Sections	2023/24 Base Budget	2024/25 Request	$ Change fr 2023/24 Base Budget
Division 2			
Division 2 - Administration [1]	250,684	353,378	102,694
Total Division 2	250,684	353,378	102,694
Division 3			
Division 3 - Administration	25,743	25,743	-
Total Division 3	25,743	25,743	-
Division 5			
Division 5 - Administration	15,065	15,065	-
Total Division 5	15,065	15,065	-
Technical Rescue Truck Program			
Technical Rescue [2]	83,500	113,500	30,000
Swift Water Rescue	29,500	29,500	-
Total Technical Rescue Truck Program	113,000	143,000	30,000
Air & Wildland Operations			
Air Operations	3,032,562	3,032,562	-
Drone Program	35,000	35,000	-
Wildland Operations Admin	10,000	10,000	-
Crews & Equipment	291,127	291,127	-
Total Air & Wildland Operations	3,368,689	3,368,689	-
Department Total	**3,773,181**	**3,905,875**	**132,694**

Grant funding and one-time items are not included in the FY 2023/24 base budget.
[1] Increase due to one-time purchase of Cold Cut Cobra EV Fire Extinguisher ($65,345) and ARFF budget increases approved by John Wayne Airport ($37,349).
[2] Increase due to permanent transfer approved in January 2024 from Org 1440 for TRT training.

FIELD OPERATIONS SOUTH
DIVISION 2
ORG 0112 & 1033

Item Description	2023/24 Base Budget	2024/25 Request	$ Change fr 2023/24 Base Budget
SERVICES & SUPPLIES:			
Division 2 (Admin) (Org 0112)			
Account 1402`1407 - Maintenance/Repair - Buildings			
Cal Card	11,000	11,000	-
Subtotal	**11,000**	**11,000**	**-**
Account 1801`1810 - Office Expense			
Office Supplies	4,161	4,161	-
Subtotal	**4,161**	**4,161**	**-**
Account 2401`2409 - Special Department Expense			
Miscellaneous Expense	2,435	67,780	65,345
Subtotal	**2,435**	**67,780**	**65,345**
Total S&S: Division 2 (Admin)	**17,596**	**82,941**	**65,345**
Aircraft Rescue Firefighting (ARFF) (Org 1033)			
Account 1001`1008 - Clothing, Personal Supplies, and PPE			
Proximity Suits Repair/Replacement	10,539	-	(10,539)
Turnout Maintenance	-	1,500	1,500
Hi Visibility Impact Gloves	924	1,232	308
Subtotal	**11,463**	**2,732**	**(8,731)**
Account 1301`1306 - Maintenance/Repair - Vehicles/Equipment			
SCBA Service	1,000	1,000	-
Vehicle Repair	-	5,000	5,000
Crane/Tug Accessories	750	-	(750)
Subtotal	**1,750**	**6,000**	**4,250**
Account 1601 - Memberships			
ARFF Working Group	635	635	-
Subtotal	**635**	**635**	**-**
Account 1801`1810 - Office Expense			
Miscellaneous Office Expense/Subscriptions	750	750	-
Subtotal	**750**	**750**	**-**
Account 2401`2409 - Special Department Expense			
Specialty Equipment	2,000	-	(2,000)
Foam Trailer Retrofit	-	10,000	10,000
Rescue Tools	-	4,910	4,910
Subtotal	**2,000**	**14,910**	**12,910**

FIELD OPERATIONS SOUTH
DIVISION 2
ORG 0112 & 1033

Item Description	2023/24 Base Budget	2024/25 Request	$ Change fr 2023/24 Base Budget
Account 2701`2703 - Travel, Training and Meetings			
Annual FAA Training	83,440	122,300	38,860
Certifications - Crane, ARFF, EVOC-24, etc.	133,050	123,110	(9,940)
Subtotal	**216,490**	**245,410**	**28,920**
Total S&S: Aircraft Rescue Firefighting	**233,088**	**270,437**	**37,349**
Total S&S: Division 2	**250,684**	**353,378**	**102,694**

FIELD OPERATIONS SOUTH
DIVISION 3
ORG 0113

Item Description	2023/24 Base Budget	2024/25 Request	$ Change fr 2023/24 Base Budget
SERVICES & SUPPLIES:			
Account 1402`1407 - Maintenance/Repair - Buildings			
Cal Card	14,000	14,000	-
Subtotal	**14,000**	**14,000**	**-**
Account 1801`1810 - Office Expense			
Office Supplies	9,551	9,551	-
Subtotal	**9,551**	**9,551**	**-**
Account 2401`2409 - Special Department Expense			
Miscellaneous Expense	2,192	2,192	-
Subtotal	**2,192**	**2,192**	**-**
Total S&S: Division 3	**25,743**	**25,743**	**-**

FIELD OPERATIONS SOUTH
DIVISION 5
ORG 0116

Item Description	2023/24 Base Budget	2024/25 Request	$ Change fr 2023/24 Base Budget
SERVICES & SUPPLIES:			
Account 1001'1008 - Clothing, Personal Supplies, and PPE			
Cal Card	200	200	-
Subtotal	**200**	**200**	**-**
Account 1101 - Food			
Cal Card	205	205	-
Subtotal	**205**	**205**	**-**
Account 1151 - Household Expenses			
Cal Card	500	500	-
Subtotal	**500**	**500**	**-**
Account 1301'1306 - Maintenance/Repair - Vehicles/Equipment			
Cal Card	1,000	1,000	-
Subtotal	**1,000**	**1,000**	**-**
Account 1402`1407 - Maintenance/Repair - Buildings			
Cal Card	3,100	3,100	-
Subtotal	**3,100**	**3,100**	**-**
Account 1801`1810 - Office Expense			
Office Supplies	5,060	5,060	-
Subtotal	**5,060**	**5,060**	**-**
Account 2301'2309 - Small Tools and Instruments			
Cal Card	3,000	3,000	-
Subtotal	**3,000**	**3,000**	**-**
Account 2401`2409 - Special Department Expense			
Miscellaneous Expense	1,000	1,000	-
Subtotal	**1,000**	**1,000**	**-**
Account 2701'2703 - Travel, Training, and Meetings			
Cal Card	1,000	1,000	-
Subtotal	**1,000**	**1,000**	**-**
Total S&S: Division 5	**15,065**	**15,065**	**-**

FIELD OPERATIONS SOUTH
TECHNICAL RESCUE TRUCK PROGRAM
ORG 1165 & 1171

Item Description	2023/24 Base Budget	2024/25 Request	$ Change fr 2023/24 Base Budget
SERVICES & SUPPLIES:			
Technical Rescue (Org 1165)			
Account 1001`1008 - Clothing, Personal Supplies, and PPE			
Safety Clothing	18,000	18,000	-
Subtotal	**18,000**	**18,000**	**-**
Account 1301`1306 - Maintenance/Repair - Vehicles/Equipment			
Calibration-Monitor & Equip	1,000	-	(1,000)
Miscellaneous Equipment Repairs	4,000	-	(4,000)
Fabrication Materials/Supply	1,000	-	(1,000)
Subtotal	**6,000**	**-**	**(6,000)**
Account 2301`2309 - Small Tools and Instruments			
Small Tool Purchase/Replacement	31,000		(31,000)
Subtotal	**31,000**	**-**	**(31,000)**
Account 2401`2409 - Special Department Expense			
Miscellaneous Special Department Expense	3,500	40,500	37,000
Subtotal	**3,500**	**40,500**	**37,000**
Account 2701`2703 - Travel, Training and Meetings			
US&R Meetings and Training	25,000	55,000	30,000
Subtotal	**25,000**	**55,000**	**30,000**
Total S&S: Technical Rescue	**83,500**	**113,500**	**30,000**
Swift Water Rescue (Org 1171)			
Account 1001`1008 - Clothing, Personal Supplies, and PPE			
Replacement	2,000	-	(2,000)
Subtotal	**2,000**	**-**	**(2,000)**
Account 2401`2409 - Special Department Expense			
Miscellaneous Special Department Expense	23,000	25,000	2,000
Subtotal	**23,000**	**25,000**	**2,000**
Account 2701`2703 - Travel, Training and Meetings			
Transportation & Travel	4,500	4,500	-
Subtotal	**4,500**	**4,500**	**-**
Total S&S: Swift Water Rescue	**29,500**	**29,500**	**-**
Total S&S: Technical Rescue Truck Program	**113,000**	**143,000**	**30,000**

FIELD OPERATIONS SOUTH
AIR & WILDLAND OPERATIONS
ORG 1167, 1191, 1153, 1152, 1159 & 1150

Item Description	2023/24 Base Budget	2024/25 Request	$ Change fr 2023/24 Base Budget
SERVICES & SUPPLIES:			
Air Operations (Org 1167)			
Account 1001`1008 - Clothing, Personal Supplies, and PPE			
Flight Safety Equipment	42,000	42,000	-
Shop Rags/Uniforms (Service)	1,000	1,000	-
Subtotal	**43,000**	**43,000**	**-**
Account 1301`1306 - Maintenance/Repair - Vehicles/Equipment			
Miscellaneous Aviation Parts	500,000	500,000	-
Supplemental Maintenance Cost	10,000	10,000	-
Waste Oil & Fuel Disposal	1,000	1,000	-
Parts Cleaner Solvent Tank	1,100	1,100	-
Component Overhaul	35,000	35,000	-
Avionics Repair	10,000	10,000	-
Total Assurance Plan	975,000	975,000	-
GE Warranty	702,000	702,000	-
Subtotal	**2,234,100**	**2,234,100**	**-**
Account 1402`1407 - Maintenance/Repair - Buildings			
Miscellaneous Maintenance	1,000	1,000	-
Subtotal	**1,000**	**1,000**	**-**
Account 1801`1810 - Office Expense			
Subscription & Manual	5,000	5,000	-
Office Supplies & Equipment	3,000	3,000	-
Subtotal	**8,000**	**8,000**	**-**
Account 2301`2309 - Small Tools and Instruments			
Specialized Maintenance Tools	9,000	9,000	-
Hand Tools & Shop Equipment	1,500	1,500	-
Subtotal	**10,500**	**10,500**	**-**
Account 2401`2409 - Special Department Expense			
Safety Management System Template	6,000	6,000	-
Ropes & Rigging, Body Harness	20,000	20,000	-
Subtotal	**26,000**	**26,000**	**-**
Account 2601`2602 - Transportation			
Jet A Fuel	231,962	231,962	-
Jet Fuel Credit Cards	5,000	5,000	-
Subtotal	**236,962**	**236,962**	**-**

FIELD OPERATIONS SOUTH
AIR & WILDLAND OPERATIONS
ORG 1167, 1191, 1153, 1152, 1159 & 1150

Item Description	2023/24 Base Budget	2024/25 Request	$ Change fr 2023/24 Base Budget
Account 2701`2703 - Travel, Training and Meetings			
Travel for Helicopter Training	9,000	9,000	-
Flight Safety Training	340,000	340,000	-
Subtotal	**349,000**	**349,000**	**-**
Total S&S: Air Operations	**2,908,562**	**2,908,562**	**-**
EQUIPMENT EXPENSE:			
Air Operations (Org 1167)			
Account 4000 Equipment			
Helicopter Components	124,000	124,000	-
Subtotal	**124,000**	**124,000**	**-**
Total Equipment: Air Operations	**124,000**	**124,000**	**-**
Total S&S and Equipment: Air Operations	**3,032,562**	**3,032,562**	**-**
SERVICES & SUPPLIES:			
Drone Program (Org 1191)			
Account 2301~2309 Small Tools and Instruments			
Drone Program - Hardware Acquisition	25,000	25,000	-
Subtotal	**25,000**	**25,000**	**-**
Account 2701`2703 - Travel, Training and Meetings			
Drone Program - Expertise Training	10,000	10,000	-
Subtotal	**10,000**	**10,000**	**-**
Total S&S: Drone Program	**35,000**	**35,000**	**-**
Wildland Operations Admin (Org 1153)			
Account 2401`2409 - Special Department Expense			
Special Department Expense	10,000	10,000	-
Subtotal	**10,000**	**10,000**	**-**
Total S&S: Wildland Operations Admin	**10,000**	**10,000**	**-**

FIELD OPERATIONS SOUTH
AIR & WILDLAND OPERATIONS
ORG 1167, 1191, 1153, 1152, 1159 & 1150

Item Description	2023/24 Base Budget	2024/25 Request	$ Change fr 2023/24 Base Budget
Crews & Equipment (Org 1152, 1159 & 1150)			
Santiago Crew (Org 1152)			
Account 1001`1008 - Clothing, Personal Supplies, and PPE			
Crew Protective Clothing	10,300	10,300	-
Subtotal	**10,300**	**10,300**	**-**
Account 1101 - Food			
Hydration for Staff	3,000	3,000	-
Subtotal	**3,000**	**3,000**	**-**
Account 1301`1306 - Maintenance/Repair - Vehicles/Equipment			
Other Equipment Maintenance/Repair	10,000	10,000	-
Subtotal	**10,000**	**10,000**	**-**
Account 1801`1810 - Office Expense			
Miscellaneous Office Supplies	1,000	1,000	-
Subtotal	**1,000**	**1,000**	**-**
Account 2301`2309 - Small Tools and Instruments			
Hand Tools	10,000	10,000	-
Subtotal	**10,000**	**10,000**	**-**
Total S&S: Santiago Crew	**34,300**	**34,300**	**-**
State Funded El Toro Hand Crew (Org 1159)			
Account 1001`1008 - Clothing, Personal Supplies, and PPE			
Crew Protective Clothing	43,000	43,000	-
Subtotal	**43,000**	**43,000**	**-**
Account 1801`1810 - Office Expense			
Miscellaneous Office Supplies	2,900	2,900	-
Subtotal	**2,900**	**2,900**	**-**
Account 2301`2309 - Small Tools and Instruments			
Hand Tools	22,000	22,000	-
Subtotal	**22,000**	**22,000**	**-**
Total S&S: State Funded El Toro Hand Crew	**67,900**	**67,900**	**-**

FIELD OPERATIONS SOUTH
AIR & WILDLAND OPERATIONS
ORG 1167, 1191, 1153, 1152, 1159 & 1150

Item Description	2023/24 Base Budget	2024/25 Request	$ Change fr 2023/24 Base Budget
EQUIPMENT EXPENSE:			
State Funded El Toro Hand Crew (Org 1159)			
Account 4000 Equipment			
Vehicle Purchases	151,927	151,927	-
Subtotal	**151,927**	**151,927**	**-**
Total Equipment: State Funded El Toro Hand Crew	**151,927**	**151,927**	**-**
Total S&S and Equipment: El Toro Hand Crew	**219,827**	**219,827**	**-**
SERVICES & SUPPLIES:			
Heavy Fire Equipment (Org 1150)			
Account 1301`1306 - Maintenance/Repair - Vehicles/Equipment			
Maintenance - Specialized Equipment	5,000	5,000	-
Subtotal	**5,000**	**5,000**	**-**
Account 2301`2309 - Small Tools and Instruments			
Miscellaneous Small Tools	10,000	10,000	-
Subtotal	**10,000**	**10,000**	**-**
Account 2701`2703 - Travel, Training and Meetings			
HFEO - Ione Training & Academy	22,000	22,000	-
Subtotal	**22,000**	**22,000**	**-**
Total S&S: Heavy Fire Equipment	**37,000**	**37,000**	**-**
Total S&S: Crews & Equipment	**291,127**	**291,127**	**-**
Total S&S and Equip: Air & Wildland Operations	**3,368,689**	**3,368,689**	**-**

ORANGE COUNTY FIRE AUTHORITY
STRATEGIC SERVCES DIVISION S&S SUMMARY
FY 2024/25 BUDGET

Divisions/Sections	2023/24 Base Budget	2024/25 Request	$ Change fr 2023/24 Base Budget
Strategic Services			
Strategic Services [1]	-	33,000	33,000
Total Strategic Services	-	33,000	33,000
Division Total	**-**	**33,000**	**33,000**

[1] Increase of $33,000 for training, education, advanced software, and consulting services.

STRATEGIC SERVICES DIVISION

STRATEGIC SERVICES

ORG 4701

Item Description	2023/24 Base Budget	2024/25 Request	$ Change fr 2023/24 Base Budget
SERVICES & SUPPLIES:			
Account 1601 - Memberships			
Cal Chiefs, IAFC, NFPA	-	1,000	1,000
Subtotal	**-**	**1,000**	**1,000**
Account 1801`1810 - Office Expense			
Office Supplies	-	5,000	5,000
Subtotal	**-**	**5,000**	**5,000**
Account 1902`1911 - Professional and Specialized Services			
Miscellaneous Services	-	15,000	15,000
Subtotal	**-**	**15,000**	**15,000**
Account 2701`2703 - Travel, Training and Meetings			
Miscellaneous Training, Seminars, and Conferences	-	12,000	12,000
Subtotal	**-**	**12,000**	**12,000**
Total S&S: Strategic Services	**-**	**33,000**	**33,000**

Capital Improvement Plan Overview

Introduction

The Orange County Fire Authority's Capital Improvement Program (CIP) has been reviewed and updated through FY 2028/29 to coincide with the FY 2024/25 Budget. The proposed FY 2024/25 CIP budget is $51.3M.

The proposed CIP budget for FY 2024/25 reflects an increase of $13.6M compared to the prior five-year CIP budget of $37.7M. In addition to a $4.9M aircraft lease payment, significant projects scheduled for FY 2024/25 include self-contained breathing apparatus ($18.0M), inclusive facilities ($2.0M), cardiac monitors/defibrillators ($1.5M), PPE cleaning facility and equipment ($1.2M), all-band mobile and portable radios replacement ($0.7M), fire station remodels ($0.6M), purchase of three trucks ($9.0M), three type I engines ($3.9M), and 54 support vehicles ($4.0M).

CIP Funds

The OCFA's five-year CIP is organized into four funds. A description of each fund is located in each section. Major funding sources for the CIP include operating transfers from the General Fund, developer contributions, contracts with member cities, and interest earnings. Lease Purchase Financing Agreements can also provide cash flow funding for the CIP when used. Currently, projects are primarily funded through General Fund transfers and fund balance.

The individual project descriptions included in the proposed budget provide general information about the project scope, and may not include all professional services, equipment, or physical improvements that will ultimately be required to meet the objectives of the project as determined by OCFA management staff.

For construction projects, final architectural and engineering design and/or local agency/city permitting requirements may dictate the need for additional professional services or construction requirements not initially included in the project description. Similarly, the list of vehicles included in the Fund 133 – Fire Apparatus section identifies the vehicle type and department where the vehicle is planned to be assigned at the time of budget development. Factors such as vehicle availability, reprioritization of replacement vehicles based on their latest condition, and changes to operational needs, may result in changes to the vehicle type, configuration, and final assignment. Technology projects may evolve in scope and type of equipment due to emerging technologies determined to be beneficial in cost and function.

CIP Highlights

Fund 12110 – General Fund CIP

FY 2024/25 Budget Request - $26.1M includes:

- $18.0M for self-containing breathing apparatus (SCBA)
- $2.0M for inclusive facilities
- $1.5M for cardiac monitors/defibrillators
- $0.7M for all-band mobile and portable radios
- $0.6M for fire station remodels

Fund 123 – Fire Stations and Facilities

FY 2024/25 Budget Request - $2.1M includes:

- $1.2M for PPE cleaning facility and equipment
- $500K for RFOTC 2nd emergency power generator
- $150K for RFOTC training grounds expansion and upgrade
- $150K for solar power facilities for RFOTC and fire stations

Fund 124 – Communications & Information Systems

FY 2024/25 Budget Request - $0.5M includes:

- $500K for Emergency Medical Systems (EMS) enterprise system

Fund 133 – Fire Apparatus

FY 2024/25 Budget Request - $22.7M includes:

- Emergency vehicles include three trucks ($9.0M), three type I engines ($3.9M), 8 full-size SUV/pickup vehicles ($0.6M), and four investigator trucks ($0.3M)
- Grant vehicles include three vehicles for the City of Irvine ($0.3M) and one heavy duty truck for US&R ($0.3M),
- Support vehicles include 36 vehicles for support staff ($2.5M)
- Aircraft lease payment ($4.9M)

ORANGE COUNTY FIRE AUTHORITY
CAPITAL IMPROVEMENT PROGRAM
FIVE-YEAR PLAN SUMMARY FY 2024/25 - FY 2028/29

Fund	FY 2024/25	FY 2025/26	FY 2026/27	FY 2027/28	FY 2028/29	5-Yr Total
Fund 12110						
General Fund CIP	$26,079,200	$11,609,700	$7,806,600	$5,070,300	$4,565,200	$55,131,000
Fund 123						
Fire Stations and Facilities	2,050,000	1,500,000	1,300,000	13,300,000	17,200,000	35,350,000
Fund 124						
Communications and Information Systems	500,000	1,200,000	1,500,000	4,500,000	4,250,000	11,950,000
Fund 133						
Fire Apparatus	17,786,880	28,477,230	32,875,060	22,007,800	20,814,500	121,961,470
Aircraft Lease	4,933,000	4,933,000	4,933,000	4,933,000	4,933,000	24,665,000
Total Fund 133	$22,719,880	$33,410,230	$37,808,060	$26,940,800	$25,747,500	$146,626,470
TOTAL CIP	**$51,349,080**	**$47,719,930**	**$48,414,660**	**$49,811,100**	**$51,762,700**	**$249,057,470**

ORANGE COUNTY FIRE AUTHORITY
CAPITAL IMPROVEMENT PROGRAM
FIVE-YEAR PLAN PROJECT LISTING

Item No.	Project Priority	Project	Adjusted FY 2023/24
GENERAL FUND CIP - FUND 12110			
		IT - Communications and IT Infrastructure	
1	A	Fire Station Alarm System Upgrades	2,843,206
2	A	RFOTC and Fire Station Data Network Upgrades	219,054
3	A	Data Storage and Servers Replacement	801,060
4	CY	Enterprise Phone and Public Address/Paging Systems Upgrade	2,418,486
5	B	RFOTC Uninterruptible Power System (UPS) Replacement	-
		IT - Communications and Workplace Support	
6	A	Mobile CAD and Personnel Alerting Systems	612,698
7	A	Small Equipment/Personal Communications	135,000
8	A	Personal Computer (PC)/Tablets/Printer Replacements	216,440
9	A	All-Band Mobile and Portable Radios	1,637,620
10	A	Second Portable Radios for Fire Captains	-
11	A	VHF Radios	521,223
12	A	Radios & Technology Equipment Asset Tracking Upgrade	-
		IT - Geographic Information System	
13	B	Digital Orthophotography	21,298
		Property Management	
14	A	Inclusive Facilities	2,820,129
15	A	Fire Station 41 (Air Ops) Station & Aircraft Landing Fac. Imprvmnts.	717,421
16	CY	Fire Apparatus Shelters	350,000
17	A	Fire Station Remodels	555,838
18	CY	RFOTC Workstation Modifications and Replacement	469,171
19	A	Fire Station Appliances Replacement	125,000
20	A	Fire Stations and Facilities Concrete and Asphalt Repair/Replacement	350,000
21	CY	Fire Station 67 Apparatus Bay Doors	109,815
22	CY	Emergency/Portable Power Generator (Training Grounds)	75,000
23	A	Fire Stations Apparatus Bay Door Refurbishment/Replacement	200,000
24	A	Fire Stations and Facilities Roof Replacements	425,000
25	CY	RFOTC Roof Repair & Replacement	4,500,000
26	A	Fire Station and Facilities HVAC Replacement	200,000
27	A	Emergency Generators Replacement	-
28	A	RFOTC Secure/Controlled Vehicular Access	50,000
29	A	Fire Station Security Fencing	100,000
30	B	ECC Living Quarters & Kitchen/Restroom Remodel	-
31	B	Dispatch Operations Center (DOC) Update	-
		Service Center	
32	A	High-Pressure Air Bags	-
33	CY	Fire Shelters	140,000
34	A	Body Armor Replacement	115,000
35	A	Chainsaws	3,774
36	CY	Truck Company Exhaust Fans	200,000
37	CY	Portable Fire Pumps	12,000
38	A	Self-Contained Breathing Apparatus (SCBA)	-
39	A	Fire Hose Cleaning Equipment	-
40	A	Apparatus Rope and Rigging Replacement	-
		Emergency Medical Services	
41	A	Cardiac Monitors/Defibrillators [1]	-
42	CY	WMD Protective Suits/Air Purifying Respirator Canisters	20,000
43	A	Tetanus Vaccine Booster	-
44	A	Duo-Dote Auto-Injectors	-
45	CY	Suction Units	82,500
46	CY	Remote Rescue Packs	49,000
47	A	AED Plus	-
48	A	Cyanokits	-
		Field Operations North	
49	CY	Carbon Monoxide Monitors	50,000
50	A	Hazmat Air Monitors	31,796
51	B	Extrication Tools	-
		Total - Fund 12110	**21,177,529**

Project Priority: A=Essential; B=Important
[1] OCFA will apply for incremental grant funding of $3,200,000 for Cardiac Monitors/Defibrillators in FY 2025/26. If not received, a budget adjustment will be requested at mid-year for this amount.

Item No.	FY 2024/25	FY 2025/26	FY 2026/27	FY 2027/28	FY 2028/29	5-Year TOTAL
1	100,000	100,000	100,000	100,000	100,000	500,000
2	100,000	100,000	100,000	200,000	100,000	600,000
3	300,000	300,000	300,000	300,000	300,000	1,500,000
4	-	-	-	-	-	-
5	-	-	-	200,000	-	200,000
6	222,400	234,400	271,900	601,600	221,900	1,552,200
7	140,000	100,000	100,000	100,000	100,000	540,000
8	250,000	250,000	250,000	250,000	250,000	1,250,000
9	735,800	591,800	728,700	652,700	671,300	3,380,300
10	200,000	-	-	-	-	200,000
11	96,000	96,000	96,000	96,000	96,000	480,000
12	75,000	-	-	-	-	75,000
13	80,000	-	80,000	-	80,000	240,000
14	2,000,000	2,000,000	1,500,000	-	-	5,500,000
15	50,000	700,000	1,000,000	-	-	1,750,000
16	-	-	-	-	-	-
17	550,000	550,000	550,000	550,000	550,000	2,750,000
18	-	-	-	-	-	-
19	75,000	75,000	75,000	75,000	75,000	375,000
20	-	350,000	-	-	-	350,000
21	-	-	-	-	-	-
22	-	-	-	-	-	-
23	200,000	200,000	200,000	200,000	200,000	1,000,000
24	250,000	250,000	250,000	250,000	250,000	1,250,000
25	-	-	-	-	-	-
26	200,000	200,000	200,000	200,000	200,000	1,000,000
27	100,000	100,000	100,000	100,000	100,000	500,000
28	50,000	500,000	950,000	-	-	1,500,000
29	100,000	100,000	100,000	100,000	100,000	500,000
30	200,000	-	-	-	-	200,000
31	60,000	-	-	-	-	60,000
32	-	55,000	-	-	-	55,000
33	-	-	-	-	-	-
34	-	-	575,000	575,000	575,000	1,725,000
35	-	75,000	-	-	-	75,000
36	-	-	-	-	-	-
37	-	-	-	-	-	-
38	18,000,000	-	-	-	-	18,000,000
39	110,000	-	-	-	-	110,000
40	250,000	-	-	-	-	250,000
41	1,500,000	4,300,000	-	-	-	5,800,000
42	-	-	-	-	-	-
43	-	-	-	-	121,000	121,000
44	-	-	280,000	-	-	280,000
45	-	-	-	-	-	-
46	-	-	-	-	-	-
47	-	337,500	-	-	-	337,500
48	-	45,000	-	45,000	-	90,000
49	-	-	-	-	-	-
50	85,000	-	-	-	-	85,000
51	-	-	-	475,000	475,000	950,000
	26,079,200	**11,609,700**	**7,806,600**	**5,070,300**	**4,565,200**	**55,131,000**

Item No.	Project Priority	Project	Adjusted FY 2023/24
FIRE STATIONS & FACILITIES - FUND 123			
1	A	Infrastructure Security Enhancements	966,174
2	A	RFOTC Training Grounds Expansion and Upgrade	3,025,031
3	CY	Retrofit Existing Station Fire Life Safety Systems	726,803
4	A	Solar Power and EV Charging Facilities for RFOTC and Fire Stations	200,000
5	CY	Fire Station 18 (Trabuco Canyon) Upgrades	178,797
6	A	Fire Station 10 (Yorba Linda) Remodel/Replacement	1,235,440
7	A	Fire Station 9 (Mission Viejo) Remodel	50,000
8	A	Fire Station 12 (Laguna Woods) New Construction	32,100
9	CY	Fire Station 24 (Mission Viejo) Replacement	979,380
10	CY	Fire Station 18 (Trabuco Canyon) State Funded Upgrades	16,931,500
11	A	Fire Station 25 (Midway City) Replacement	50,000
12	B	RFOTC 2nd Emergency Power Generator	-
13	A	PPE Cleaning Facility & Equipment	-
14	A	Fire Station 23 (Villa Park) Remodel	-
		Total - Fund 123	**24,375,225**
COMMUNICATIONS & INFORMATION SYSTEMS - FUND 124			
		IT - Communications and IT Infrastructure	
1	CY	RFOTC Data Center Fire Suppression System Upgrade	129,950
2	A	OCFA Disaster Recovery Co-Location Facility	2,353,877
3	CY	OCFA Enterprise Audio Visual Upgrades	1,496,013
4	B	ECC Dispatcher Consoles	-
		IT - Systems Development & Support	
5	CY	Incident Reporting Application Replacement	127,769
6	CY	Community Risk Reduction Automation - IFP Replacement	1,215,349
7	B	TheHIVE Cloud Upgrade	-
8	A	Emergency Medical Systems (EMS) Enterprise System	1,699,950
9	CY	911 Voice Recording System	500,000
10	CY	Public Website - Content Management System Upgrade (OCFA.org)	750,000
11	B	Information Technology Help Desk Management Application	-
12	A	Property Management Application	-
13	A	Enterprise Resource Planning (ERP) and Workforce Management - Time & Attendance (WM-TM) Systems	-
14	CY	Fleet Services Fuel Management Tracking System	600,000
15	A	Firefighter Initiative Tracking System	-
		Total - Fund 124	**8,872,908**
FIRE APPARATUS - FUND 133			
		Logistics - Fleet	
1	A/B	Emergency Vehicles	11,440,020
2	A	Grant Funded Vehicles	234,500
3	A/B	Support Vehicles	2,535,230
4	A/B	Vehicle Outfitting	-
		Subtotal - Fleet Vehicles & Apparatus	**14,209,750**
		Special Ops - Helicopter Program	
5	A	Debt Service	4,933,000
		Total - Fund 133	**19,142,750**
		GRAND TOTAL - ALL CIP FUNDS	**73,568,412**

Project Priority: A=Essential; B=Important

Item No.	FY 2024/25	FY 2025/26	FY 2026/27	FY 2027/28	FY 2028/29	5-Year TOTAL
1	50,000	50,000	50,000	50,000	500,000	700,000
2	150,000	150,000	150,000	150,000	5,000,000	5,600,000
3	-	-	-		-	-
4	150,000	150,000	100,000	100,000	-	500,000
5	-	-	-	-	-	-
6	-	-	200,000	5,600,000	11,200,000	17,000,000
7	-	-	-	200,000	500,000	700,000
8	-	-	800,000	7,200,000	-	8,000,000
9	-	-	-	-	-	-
10	-	-	-	-	-	-
11	-	-	-	-	-	-
12	500,000	-	-	-	-	500,000
13	1,150,000	1,150,000	-	-	-	2,300,000
14	50,000	-	-	-	-	50,000
	2,050,000	**1,500,000**	**1,300,000**	**13,300,000**	**17,200,000**	**35,350,000**

1	-	-	-	-	-	-
2	-	-	-	-	-	-
3	-	-	-	-	-	-
4	-	-	750,000	-	-	750,000
5	-	-	-	-	-	-
6	-	-	-	-	-	-
7	-	-	-	750,000	750,000	1,500,000
8	500,000	-	-	-	-	500,000
9	-	-	-	-	-	-
10	-	-	-	-	-	-
11	-	-	-	250,000	-	250,000
12	-	-	350,000	-	-	350,000
13	-	-	400,000	3,500,000	3,500,000	7,400,000
14	-	-	-	-	-	-
15	-	1,200,000	-	-	-	1,200,000
	500,000	**1,200,000**	**1,500,000**	**4,500,000**	**4,250,000**	**11,950,000**

1	13,835,810	26,749,680	31,811,270	19,871,740	18,600,600	110,869,100
2	592,000	-	-	-	-	592,000
3	2,519,570	1,495,550	648,990	1,752,160	1,914,400	8,330,670
4	839,500	232,000	414,800	383,900	299,500	2,169,700
	17,786,880	**28,477,230**	**32,875,060**	**22,007,800**	**20,814,500**	**121,961,470**
5	4,933,000	4,933,000	4,933,000	4,933,000	4,933,000	24,665,000
	22,719,880	**33,410,230**	**37,808,060**	**26,940,800**	**25,747,500**	**146,626,470**
	51,349,080	**47,719,930**	**48,414,660**	**49,811,100**	**51,762,700**	**249,057,470**

ORANGE COUNTY FIRE AUTHORITY
CAPITAL IMPROVEMENT PROGRAM
EXTENDED PROJECTS*

Project	5-Year Plan Total	Deferred Total
GENERAL FUND CIP - FUND 12110		
Fire Stations and Facilities Roof Replacements	1,250,000	1,500,000
RFOTC HVAC Repair or Replacement	-	1,000,000
Emergency Generators Replacement	500,000	500,000
Total - Fund 12110	**1,750,000**	**3,000,000**
FIRE STATIONS & FACILITIES - FUND 123		
Fire Station 9 (Mission Viejo) Remodel	700,000	5,300,000
Fire Station 25 (Midway City) Replacement	-	12,000,000
Fire Station 23 (Villa Park) Remodel	50,000	7,250,000
Total - Fund 123	**750,000**	**24,550,000**
COMMUNICATIONS & INFORMATION SYSTEMS - FUND 124		
OCFA Disaster Recovery Co-Location Facility	-	2,900,000
Enterprise Resource Planning (ERP) / Time & Attendance Systems	7,400,000	5,250,000
Total - Fund 124	**7,400,000**	**8,150,000**
FIRE APPARATUS - FUND 133		
Type 3 Engines	10,861,200	6,762,300
Total - Fund 133	**10,861,200**	**6,762,300**
GRAND TOTAL	**20,761,200**	**42,462,300**

* Funding necessary to complete project is extended to the subsequent 5-Year CIP based on budget availability.

Station Maintenance and Renovation Repair History (prior 5 years)

Station #	Partner Agency	Station Location	Ownership	CCC	Sq. Ft.	Year Built	Age	Year Remodeled	Average Annual	5-Yr Total
Station 2	Los Alamitos	3642 Green Avenue	OCFA		4,103	1972	52	1999	$12,688	$63,439
Station 4	Irvine	#2 California Avenue	OCFA		10,500	1968	56	2000	$33,297	$166,483
Station 5	Laguna Niguel	23600 Pacific Island Dr	OCFA		5,904	1993	31	N/A	$37,040	$185,201
Station 6	Irvine	3180 Barranca Pky.	OCFA		10,803	1996	28	N/A	$53,500	$267,501
Station 7	San Juan Cap	31865 Del Obispo	OCFA		5,614	1973	51	2001	$35,386	$176,932
Station 8	County	10631 Skyline Dr	OCFA		3,742	1977	47	2000	$20,685	$103,427
Station 9	Mission Viejo	#9 Shops Blvd	OCFA		4,810	1974	50	2001	$49,393	$246,966
Station 10	Yorba Linda	18422 East Lemon Dr	OCFA		4,148	1972	52	1999	$104,480	$522,398
Station 11	County	259 Emerald Bay	Other		1,850	1965	59	2017	$52,065	$260,326
Station 13	La Palma	7822 Walker Street	OCFA		4,474	1975	49	2022	$25,824	$129,120
Station 14	County	29402 Silverado Canyon Rd	OCFA		2,992	1980	44	N/A	$8,298	$41,492
Station 15	County	27172 Silverado Canyon Rd	Other		4,600	2006	18	N/A	$14,311	$71,556
Station 16	County	28891 Modjeska Canyon Rd	OCFA		3,426	1965	59	N/A	$7,537	$37,686
Station 17	Cypress	4991 Cerritos Avenue	OCFA		10,000	2010	14	N/A	$52,000	$259,999
Station 18	County	30942 Trabuco Canyon Rd	OCFA		1,445	1999	25	N/A	$120,649	$603,246
Station 19	Lake Forest	23022 El Toro Rd	OCFA		9,209	2004	20	N/A	$34,634	$173,168
Station 20	Irvine	7050 Corsair	OCFA		7,305	2018	6	N/A	$33,885	$169,423
Station 21	County	1241 Irvine Blvd	OCFA		6,539	1966	58	2001	$34,688	$173,439
Station 22	Laguna Woods	24001 Paseo de Valencia	OCFA		11,556	1996	28	1998	$49,866	$249,331
Station 23	Villa Park	5020 Santiago Canyon Rd	OCFA		4,330	1961	64	2000	$27,433	$137,165
Station 24	Mission Viejo	25862 Marguerite Pkwy	OCFA		4,510	1970	54	2000	$313,089	$1,565,444
Station 25	County	8171 Bolsa Avenue	OCFA		3,156	1952	73	2002	$28,842	$144,209
Station 26	Irvine	4691 Walnut Avenue	OCFA		5,039	1976	48	1999	$28,996	$144,978
Station 27	Irvine	12400 Portola Springs Rd	OCFA		8,360	2008	16	N/A	$24,474	$122,370
Station 28	Irvine	17862 Gillette Avenue	OCFA		5,039	1976	48	1999	$47,973	$239,866
Station 29	Dana Point	26111 Victoria Blvd	OCFA		9,012	2007	17	N/A	$32,945	$164,724
Station 30	Dana Point	23831 Stonehill Dr	OCFA		5,573	1977	47	2001	$17,718	$88,590
Station 31	Mission Viejo	22426 Olympiad Rd	OCFA		5,105	1988	36	N/A	$28,696	$143,482
Station 32	Yorba Linda	20990 Yorba Linda Blvd	OCFA		4,563	1982	42	N/A	$48,192	$240,958
Station 33	County	374 Paularino	OCFA	Y	16,880	2005	19	N/A	$6,223	$31,115
Station 36	Irvine	301 E. Yale Loop	Other		7,742	1992	32	N/A	$22,803	$114,016
Station 37	Tustin	15011 Kensington Park Dr	City	Y	9,613	2013	11	N/A	$13,860	$69,298
Station 38	Irvine	26 Parker	OCFA		9,437	2007	17	N/A	$20,590	$102,950
Station 39	Laguna Niguel	24241 Avila Rd	OCFA		8,586	2007	17	N/A	$24,939	$124,695
Station 40	County	25082 Vista del Verde	OCFA		8,274	1984	40	N/A	$17,711	$88,553
Station 41	OCFA Air Ops	3900 Artesia Avenue	OCFA		46,175	1975	49	2015	$129,287	$646,433
Station 42	Lake Forest	19150 Ridgeline Rd	OCFA		6,655	1988	36	N/A	$221,878	$1,109,391
Station 43	Tustin	11490 Pioneer Way	City	Y	8,651	1994	30	N/A	$9,164	$45,820
Station 44	Seal Beach	718 Central Avenue	City	Y	3,489	1960	65	N/A	$6,365	$31,827
Station 45	Rcho Snta Marg	30131 Aventura	OCFA		8,809	1987	37	N/A	$46,122	$230,611
Station 46	Stanton	7871 Pacific Street	City	Y	4,393	2010	14	N/A	$11,502	$57,512
Station 47	Irvine	47 Fossil	OCFA		8,843	2005	19	N/A	$38,738	$193,688
Station 48	Seal Beach	3131 North Gate Rd	City	Y	7,305	2008	16	N/A	$11,965	$59,823
Station 49	Laguna Niguel	31461 St of Golden Lantern	OCFA		8,642	1991	33	2002	$171,898	$859,491
Station 50	San Clemente	670 Camino de Los Mares	City	Y	7,200	1990	34	N/A	$10,839	$54,193
Station 51	Irvine	18 Cushing	OCFA		9,143	2000	24	N/A	$42,440	$212,201
Station 53	Yorba Linda	25415 E. La Palma	OCFA		7,170	1990	34	N/A	$136,142	$680,708
Station 54	Lake Forest	19811 Pauling Avenue	OCFA		9,492	1992	32	N/A	$39,512	$197,560
Station 55	Irvine	4955 Portola Parkway	OCFA		4,563	2008	16	N/A	$29,489	$147,447
Station 56	County	56 Sendero Way	OCFA		9,543	2015	9	N/A	$29,266	$146,330
Station 57	Aliso Viejo	57 Journey	OCFA		9,384	1992	32	N/A	$50,546	$252,730
Station 58	County	58 Station Way	OCFA		15,363	2003	21	N/A	$55,109	$275,543
Station 59	San Clemente	59 Avenida La Pata	City	Y	7,745	2006	18	N/A	$10,110	$50,548
Station 60	San Clemente	121 Avenida Victoria	City	Y	15,454	2011	13	N/A	$11,900	$59,498
Station 61	Buena Park	7440 LA Palma Ave	City	Y	18,000	2018	6	N/A	$17,333	$86,666
Station 62	Buena Park	7780 Artesia Blvd	City	Y	4,424	1970	54	2017	$9,037	$45,184

Station Maintenance and Renovation Repair History (prior 5 years)

Station #	Partner Agency	Station Location	Ownership	CCC	Sq. Ft.	Year Built	Age	Year Remodeled	Average Annual	5-Yr Total
Station 63	Buena Park	9120 Holder Street	City	Y	3,621	1975	49	2017	$8,365	$41,826
Station 64	Westminster	7351 Westminster Blvd	City	Y	14,242	1982	42	2016	$16,800	$83,998
Station 65	Westminster	6061 Hefley Street	City	Y	5,905	1980	44	1998	$7,731	$38,656
Station 66	Westminster	15061 Moran Street	City	Y	6,105	1963	62	N/A	$14,317	$71,587
Station 67	County	31544 Cow Camp Rd	OCFA		4,667	2023	1	N/A	$30,156	$30,156
Station 70	Santa Ana	2301 Old Grande Street	City	Y	3,780	1970	54	N/A	$10,533	$52,663
Station 71	Santa Ana	1029 West 17th Street	City	Y	11,571	2002	22	N/A	$19,726	$98,632
Station 72	Santa Ana	1668 East 4th Street	City	Y	4,100	1967	57	2016	$8,142	$40,708
Station 73	Santa Ana	419 South Franklin Street	City	Y	3,763	1962	63	N/A	$9,036	$45,180
Station 74	Santa Ana	1427 South Broadway	City	Y	8,190	1978	46	N/A	$16,365	$81,826
Station 75	Santa Ana	120 West Walnut	City	Y	22,000	1953	72	N/A	$16,413	$82,065
Station 76	Santa Ana	950 West MacArthur	City	Y	5,044	1974	50	N/A	$13,079	$65,395
Station 77	Santa Ana	2317 South Greenville	City	Y	6,076	1960	65	N/A	$9,458	$47,292
Station 78	Santa Ana	501 North Newhope	City	Y	4,014	1961	64	N/A	$10,109	$50,546
Station 79	Santa Ana	1320 East Warner	City	Y	13,854	1988	36	N/A	$17,893	$89,466
Station 80	Garden Grove	14162 Forsyth Lane	City	Y	2,694	1971	53	2019	$8,531	$34,124
Station 81	Garden Grove	11261 Acacia Parkway	City	Y	14,414	1971	53	N/A	$15,082	$60,329
Station 82	Garden Grove	11805 Gilbert Street	City	Y	4,480	1957	68	N/A	$13,719	$54,877
Station 83	Garden Grove	12132 Trask Avenue	City	Y	4,480	1958	67	N/A	$11,138	$44,550
Station 84	Garden Grove	12191 Valley View Street	City	Y	4,480	1958	67	N/A	$12,639	$50,558
Station 85	Garden Grove	12751 Western Ave	City	Y	4,792	1974	50	N/A	$15,923	$63,691
Station 86	Garden Grove	12232 West St	City	Y	7,680	2018	6	N/A	$11,307	$45,230
All-Stations	At-Large Projects: Inclusive Facilities/Roofing/HVAC/Appliances/Other								$1,869,645	$9,348,227

Fund 12110
General Fund - CIP

This fund is a sub-fund of the General Fund used to account for financial activity associated with maintenance and improvement projects that while considered capital in nature, do not meet the criteria to be included in a Capital Project Fund. This fund's primary sources of revenue are operating transfers from the General Fund.

FIRE
ORANGE COUNTY
CALIFORNIA
AUTHORITY
Est. 1995

FIRE STATION ALARM SYSTEM UPGRADES

Project Priority: A
Project Org: P334
Project Total: $11,411,000
Project Type: Equipment Replacement
Project Management: IT - Communications and IT Infrastructure

Project Description: The OCFA upgraded and replaced the legacy fire station alerting systems at all OCFA fire stations with the Westnet, Inc. fire station digital electronic alerting technology, known as SmartStation. Westnet was selected through a Request for Proposal process in 2013 with the objective of integrating OCFA fire stations and their existing legacy alerting systems with the new TriTech Computer Aided Dispatch (CAD) system, now known as the Central Square Enterprise CAD system

Project Status: Project funding through FY 2028/29 will be used to perform retrofitting of the Westnet SmartStation installation at fire stations that were completed during early phases of the project with additional components that were added to the standard equipment complement in fire stations competed in the later phases of the multi-year project. When a new fire station is constructed, the Westnet SmartStation will be included in the design and construction cost.

Fiscal Years:	2024/25	2025/26	2026/27	2027/28	2028/29	5 Year Total
Budget:	$100,000	$100,000	$100,000	$100,000	$100,000	$500,000

Impact on Operating Budget: The retrofit of fire station SmartStation alerting systems with additional equipment and new fire station construction and installation of the SmartStation will result in variable minor increases to annual maintenance contract costs.

RFOTC AND FIRE STATION DATA NETWORK UPGRADES

Project Priority: A
Project Org: P337
Project Total: Ongoing
Project Type: Equipment Replacement/New Technology
Project Management: IT - Communications and IT Infrastructure

Project Description: This project replaces core network infrastructure components installed at the RFOTC and OCFA fire stations. Prior year's funding was used for replacement of numerous major components, including 15,000 feet of aging fiber optic cabling installed with construction of the RFOTC facilities.

All OCFA fire stations will have their OCFA wireless computer networks upgraded, with ongoing upgrades in future years as older network components reach the end of their useful service life.

The network equipment being installed is expected to last up to ten years before needing replacement.

Project Status: Ongoing

Fiscal Years:	2024/25	2025/26	2026/27	2027/28	2028/29	5 Year Total
Budget:	$100,000	$100,000	$100,000	$200,000	$100,000	$600,000

Impact on Operating Budget: Replacement of the hardware helps to control maintenance costs included in the operating budget.

DATA STORAGE AND SERVERS REPLACEMENT

Project Priority: A
Project Org: P339
Project Total: Ongoing
Project Type: Equipment Replacement
Project Management: IT - Communications and IT Infrastructure

Project Description: This item is an ongoing project to upgrade and/or replace OCFA's computer servers, including increasing virtualized server-based centralized storage of critical department information. The computer servers are replaced as they reach end of service life.

The OCFA servers host all of the business systems including Microsoft Exchange (E-mail), records management systems (IRIS and ORION), computer aided dispatch (CAD), CAD2CAD Regional Hub, geographic information systems (GIS), SharePoint intranet (TheHIVE), the fire operations staffing application, the Fleet Maintenance Management system (AssetWorks), the Finance/Human Resources enterprise system; and in the future, new Emergency Medical Services (EMS) and Property/Facilities Management systems.

The expected useful service life of network/application servers, storage area networks (SAN), and other related hardware is five to seven years. The Five–Year Capital Improvement Program (CIP) supports all computer hardware being replaced within its expected lifecycle.

Project Status: Ongoing

Fiscal Years:	2024/25	2025/26	2026/27	2027/28	2028/29	5 Year Total
Budget:	$300,000	$300,000	$300,000	$300,000	$300,000	$1,500,000

Impact on Operating Budget: The replacement of servers helps control maintenance costs in the operating budget and improves both network and application performance and reliability.

RFOTC UNINTERRUPTIBLE POWER SYSTEM (UPS) REPLACEMENT

Project Priority: B
Project Org: P409
Project Total: Ongoing
Project Type: Equipment Replacement/New Technology
Project Management: IT – Communications & IT Infrastructure

Project Description: This item is to replace and upgrade the RFOTC data center Uninterruptible Power System (UPS) installed in the RFOTC data center, and the smaller UPS equipment installed in all fire stations, and other locations including network closets at the RFOTC to protect critical equipment.

The current RFOTC data center Uninterruptible Power System (UPS) was installed during the construction of the RFOTC facilities. The system is critical for managing the incoming power from the city as well as from the emergency power generator to ensure a smooth, constant power source for the critical data center computer systems that house the 9-1-1 safety systems, business systems, radio communications, and other important systems that house OCFA data. In the case of a power outage, the UPS will power the entire data center until the emergency power generator starts up and is online. In the case of a failure of the emergency power generator, the current UPS can power the data center for less than an hour before its battery reserves are exhausted.

The budgetary amount is a preliminary estimate and may need revision as requirements are developed.

Project Status: This primary UPS is expected to be replaced in FY 2027/28.

Fiscal Years:	2024/25	2025/26	2026/27	2027/28	2028/29	5 Year Total
Budget:				$200,000		$200,000

Impact on Operating Budget: Annual maintenance estimated at $10,000 with 5% annual increases.

MOBILE CAD AND PERSONNEL ALERTING SYSTEMS

Project Priority: A
Project Org: P303
Project Total: Ongoing
Project Type: Equipment Replacement
Project Management: IT – Communications & Workplace Support

Project Description: OCFA Operations personnel use mobile computing environments in OCFA apparatus to communicate with the OCFA computer aided dispatch (CAD) system and receive emergency incident information such as location/address, patient status, and premise information, and to provide incident status updates.

In FY 2023/24, the OCFA selected a new Mobile CAD system and a new Personnel Alerting system to replace the legacy Mobile CAD system and Paging system. These new systems run on new Apple iPad Pros and iPhones. Staff began replacing the legacy ruggedized Windows tablet mobile data computers (MDC) in OCFA apparatus with ruggedized iPad Pros using the new Mobile CAD system, and replacing pagers carried by OCFA personnel with ruggedized iPhones using the new Personnel Alerting system. The transition and replacement process will be ongoing until all legacy MDCs and pagers are replaced.

All new OCFA apparatus and vehicles that require access to the new Mobile CAD system will be outfitted with new ruggedized iPad Pros. Replacement of iPads and iPhones is required every three to five years due to normal wear and exposure factors.

Project Status: Ongoing

Fiscal Years:	2024/25	2025/26	2026/27	2027/28	2028/29	5 Year Total
Budget:	$222,400	$234,400	$271,900	$601,600	$221,900	$1,552,200

Impact on Operating Budget: Replacing the existing legacy Windows tablet MDCs and legacy Pagers with new iPads and iPhones may provide additional software tools to Operations personnel at a lower cost per unit.

SMALL EQUIPMENT / PERSONAL COMMUNICATIONS

Project Priority: A
Project Org: P330
Project Total: Ongoing
Project Type: Equipment Replacement
Project Management: IT – Communications & Workplace Support

Project Description: The OCFA utilizes numerous devices for personal communications, including pagers, smartphones, vehicle intercom headsets, and portable radio lapel microphones. Replacement is required every three to five years due to normal wear and exposure factors.

Project Status: Ongoing.

Fiscal Years:	2024/25	2025/26	2026/27	2027/28	2028/29	5 Year Total
Budget:	$140,000	$100,000	$100,000	$100,000	$100,000	$540,000

Impact on Operating Budget: No anticipated impact.

PERSONAL COMPUTER (PC)/TABLETS/PRINTER REPLACEMENTS

Project Priority: A
Project Org: P331
Project Total: Ongoing
Project Type: Equipment Replacement
Project Management: IT – Communications & Workplace Support

Project Description: The PC replacement budget is based on $1,500 per unit, which includes replacement of associated printers and peripherals, as well as the purchase of ruggedized iPad tablets. Funding also covers replacement of department-authorized mission-critical computers and tablets on an as-needed basis.

The replacement cycle is every three to four years for iPad tablets and up to six years for desktop PCs.

Project Status: Ongoing

Fiscal Years:	2024/25	2025/26	2026/27	2027/28	2028/29	5 Year Total
Budget:	$250,000	$250,000	$250,000	$250,000	$250,000	$1,250,000

Impact on Operating Budget: Deferral of PC and tablet replacements beyond four years (beyond warranty period) will increase repair and maintenance costs.

ALL-BAND MOBILE AND PORTABLE RADIOS

Project Priority: A
Project Org: P332
Project Total: Ongoing
Project Type: Equipment Additions & Replacements
Project Management: IT – Communications & Workplace Support

Project Description: This budget is for new all-band mobile and portable radios that include the 800MHz and VHF frequencies. The all-band radios are to be installed in new OCFA apparatus and vehicles, as replacements for single-band units in existing vehicles, and for use in training, academies, and supplying equipment caches. Mobile and portable radio purchases also synchronize with the vehicle replacement plan. Current pricing per mobile all-band radio averages $7,000. Portable all-band radios cost approximately $9,000 each.

All new radios are compatible with P25, the public safety standard, while also 100% compatible with the 800MHz radio countywide coordinated communication system (800MHz CCCS) that was upgraded in 2019. Estimated quantity of units is 40 mobile and 40 portables per year.

Project Status: Ongoing

Fiscal Years:	2024/25	2025/26	2026/27	2027/28	2028/29	5 Year Total
Budget:	$735,800	$591,800	$728,700	$652,700	$671,300	$3,380,300

Impact on Operating Budget: OCFA's share of maintenance costs for the regional 800 MHz system is approximately $497 per radio annually.

SECOND PORTABLE RADIOS FOR FIRE CAPTAINS

Project Priority: A
Org Number: TBD
Project Total: $200,000
Project Type: Equipment Additions & Replacements
Project Management: IT – Communications & Workplace Support

Project Description: This budget is for the purchase of a second portable radio unit for assignment to up to 22 OCFA Captains. The purpose of equipping the Captains with a second portable unit is to allow them to monitor and communicate on tactical and command channels simultaneously.

These all-band 800MHz and VHF frequency radios are compatible with the P25 public safety standard, enabling countywide coordinated emergency communications. The cost of the recommended additional 22 portable all-band radios is approximately $9,000 per unit.

Project Status: Purchase of the radios is planned to occur in FY 2024/25

Fiscal Years:	2024/25	2025/26	2026/27	2027/28	2028/29	5 Year Total
Budget:	$200,000					$200,000

Impact on Operating Budget: Adding additional all-band radios to the total active radio count will result in increased annual operational expense of approximately $10,900 for OCFA's shared cost of the 800MHz system.

VHF RADIOS

Project Priority: A
Project Org: P333
Project Total: Ongoing
Project Type: Equipment Replacement
Project Management: IT – Communications & Workplace Support

Project Description: This project is for the purchase and replacement of VHF portable radios to be installed in new OCFA apparatus as well as replacing existing VHF radios that are becoming obsolete. These radios are used for state and mutual aid communications with agencies that are not part of the County 800MHz radio system and are installed in all OCFA emergency apparatus. Use of VHF radios ensures communication and enhances the safety of firefighters on automatic and mutual aid responses with the California Department of Forestry and Fire Protection (CAL FIRE), and the United States Forest Service (USFS) in state and federal responsibility areas.

VHF mobile radios are being replaced by new all-band Motorola radios that include both VHF and 800MHz in the same unit. This project is to purchase portable VHF radios only.

Expected useful life of all new VHF radios is nine to ten years.

Project Status: Ongoing

Fiscal Years:	2024/25	2025/26	2026/27	2027/28	2028/29	5 Year Total
Budget:	$96,000	$96,000	$96,000	$96,000	$96,000	$480,000

Impact on Operating Budget: The replacement of radios helps to limit future maintenance costs.

RADIOS & TECHNOLOGY EQUIPMENT ASSET TRACKING UPGRADE

Project Priority: A
Project Org: TBD
Project Total: $75,000
Project Type: Technology Upgrade
Project Management: IT – Communications & Workplace Support

Project Description: OCFA's vehicles and emergency personnel are equipped with communications and technology equipment including all-band 800 MHz radios, mobile computers, as well as personal communications and alerting devices. At present, the OCFA does not have the capability of performing real-time location and status tracking of this equipment by any single method or technology. This project will add this capability, enhancing emergency operations and providing improved management of this equipment.

Project Status: The project in anticipated to be implemented in FY 2024/25.

Fiscal Years:	2024/25	2025/26	2026/27	2027/28	2028/29	5 Year Total
Budget:	$75,000					$75,000

Impact on Operating Budget: Licensing and support costs are anticipated to be 10 - 20% of the initial cost, or approximately $7,500 to $15,000 annually.

DIGITAL ORTHOPHOTOGRAPHY

Project Priority: B
Project Org: P341
Project Total: Ongoing
Project Type: Equipment Replacement
Project Management: IT - Geographic Information System

Project Description: Digital orthophotography provides an accurate aerial record of all physical data that exists in the County and area of service at a given point in time. It is important to the OCFA as a management tool for the effective and efficient operation of a number of business needs and for spatial data capture and verification. Some of the OCFA business needs supported by digital orthophotography include:

- Special Area Maps and preplans to guide first responders into difficult areas such as apartment complexes and shopping centers.
- Provide dispatchers a visual record to facilitate response assignments.
- Establish a default map viewing context for the Automatic Vehicle Location System (AVL).
- Facilitate vehicle routing to target locations.
- Assist in reconstructing and investigating crimes.
- More effectively manage urban and wildland interfaces.
- Verify pre-existing or non-conforming conditions for inspections.
- Include aerial imagery of new developments.

Project Status: New orthophotography of Orange County is purchased biennially which is sufficient to capture new developments and growth.

Fiscal Years:	2024/25	2025/26	2026/27	2027/28	2028/29	5 Year Total
Budget:	$80,000		$80,000		$80,000	$240,000

Impact on Operating Budget: No anticipated impact.

INCLUSIVE FACILITIES

Project Priority: A
Project Org: P413
Project Total: $12,000,000
Project Type: Facilities/Site Repair
Project Management: Property Management

Project Description: An evaluation of all bathrooms located in the OCFA fire stations began in FY 2019/20. Based on the results of the evaluation, a comprehensive and multi-year project plan was developed to modify or enhance bathroom facilities in fire stations where the changes are needed. Improvements covered by the project may also include modifications and upgrades to station accessibility, kitchen, and living quarters facilities necessary to meet current ADA standards.

Project Status: The project is a multi-year plan to modify or enhance bathroom facilities in the fire stations which began in FY 2019/20. OCFA owned fire stations will be completed during FY 2026/27. OCFA construction management staff will work with Cash Contract city staff to coordinate modifications and enhancements needed for city-owned station bathroom facilities.

Fiscal Years:	2024/25	2025/26	2026/27	2027/28	2028/29	5 Year Total
Budget:	$2,000,000	$2,000,000	$1,500,000			$5,500,000

Impact on Operating Budget: No anticipated impact.

FIRE STATION 41 (AIR OPS) STATION & AIRCRAFT LANDING FACILITIES IMPROVEMENTS

Project Priority: A
Project Org: P417
Project Total: $2,470,000
Project Type: Facilities/Site Repair
Project Management: Property Management

Project Description: This project will provide modifications and improvements to the runway and tarmac at Fullerton airport to meet FAA compliance in support of the new aircraft (Blackhawk helicopters) that will go into operations in 2024.

Project Status: The runway and tarmac improvements are currently underway with construction anticipated to be completed by June 2024. Future improvements will include upgrades to the station living quarters to better accommodate the shift crews and as-needed temporary upstaffing.

Fiscal Years:	2024/25	2025/26	2026/27	2027/28	2028/29	5 Year Total
Budget:	$50,000	$700,000	$1,000,000			$1,750,000

Impact on Operating Budget: No anticipated impact.

FIRE STATION REMODELS

Project Priority: A
Project Org: P435
Project Total: Ongoing
Project Type: Facilities/Site Repair
Project Management: Property Management

Project Description: The 77 fire stations owned and/or operated by the OCFA range in age from 4 to over 70 years. The average station age based on construction date is over 35 years, including numerous aging stations that have received only minor renovations.

The objective of this project is to identify priority station remodel needs, and complete three to five station remodels annually. Depending on the station's condition, projects will include dorm and kitchen remodels, appliances, reroofing, apparatus bay doors, as well as flooring, paint, cabinetry, and plumbing fixture replacement.

Project Status: Station needs assessment, project design, and project bidding were initiated in FY 2022/23, and completion of three to five station remodels annually will continue as needed to ensure fire stations meet OCFA's facilities condition standards.

Fiscal Years:	2024/25	2025/26	2026/27	2027/28	2028/29	5 Year Total
Budget:	$550,000	$550,000	$550,000	$550,000	$550,000	$2,750,000

Impact on Operating Budget: An undetermined repair cost savings will be achieved by replacing older station fixtures.

FIRE STATION APPLIANCES REPLACEMENT

Project Priority: A
Project Org: P437
Project Total: Ongoing
Project Type: Facilities Upgrade
Project Management: Property Management

Project Description:
All appliances at the fire stations experience high volume use, and replacements are recommended in order to avoid high-cost repairs and reduce equipment down-time.

This project will upgrade and replace appliances that have reached the end of their serviceable life and represents an ongoing funding requirement.

Project Status: Ongoing

Fiscal Years:	2024/25	2025/26	2026/27	2027/28	2028/29	5 Year Total
Budget:	$75,000	$75,000	$75,000	$75,000	$75,000	$375,000

Impact on Operating Budget: Timely replacements will prevent excessive appliance repair costs.

FIRE STATIONS AND FACILITIES CONCRETE AND ASPHALT REPAIR/ REPLACEMENT

Project Priority: A
Project Org: P438
Project Total: Ongoing
Project Type: Facilities Renovation
Project Management: Property Management

Project Description: Fire station exterior concrete and asphalt driveways, walkways, and storage/ general use pads experience intensive use, requiring repair and/or replacement over time. This project will repair and replace existing concrete flat work at Fire Stations 22, 26, 28, and 57, and additional facilities as determined by Property Management and Operations management staff.

Project Status: Ongoing

Fiscal Years:	2024/25	2025/26	2026/27	2027/28	2028/29	5 Year Total
Budget:		$350,000				$350,000

Impact on Operating Budget: No anticipated impact.

FIRE STATIONS APPARATUS BAY DOORS REFURBISHMENT/ REPLACEMENT

Project Priority: A
Project Org: P442
Project Total: Ongoing
Project Type: Facilities Refurbishment
Project Management: Property Management

Project Description: The average age of OCFA fire stations based on construction date is over 35 years. Many stations are equipped with originally installed apparatus bay doors, which have become unreliable and difficult to repair.

This project is to rebuild or replace station apparatus bay doors and related equipment depending on the condition as they reach the end of their serviceable life, requiring annual, ongoing funding.

For the FY 2024/25 5-Year CIP, an estimated eight to ten stations are planned for door replacement or refurbishment at an approximate rate of two per year, at an estimated cost of $100,000 per station.

Project Status: Ongoing

Fiscal Years:	2024/25	2025/26	2026/27	2027/28	2028/29	5 Year Total
Budget:	$200,000	$200,000	$200,000	$200,000	$200,000	$1,000,000

Impact on Operating Budget: An undetermined repair cost savings will be achieved by replacing older bay doors and related equipment.

FIRE STATIONS AND FACILITIES ROOF REPLACEMENTS

Project Priority: A
Project Org: P443
Project Total: Ongoing
Project Type: Facilities Refurbishment
Project Management: Property Management

Project Description: A comprehensive Fire Station Conditions Assessment study performed in 2022 identified OCFA stations and facilities with roofs that require major repair or replacement. This project is to provide annual ongoing funding to rebuild or replace roofs on OCFA properties, depending on the condition, as determined by the facilities study.

For the FY 2024/25 5-Year CIP, an estimated 22 stations and facilities are planned for roof replacement at a rate of four per year, at an estimated cost of $50,000 - $100,000 per facility. This cost may include solar power related improvements when determined feasible and cost effective.

Project Status: Ongoing

Fiscal Years:	2024/25	2025/26	2026/27	2027/28	2028/29	5 Year Total
Budget:	$250,000	$250,000	$250,000	$250,000	$250,000	$1,250,000

Impact on Operating Budget: An undetermined repair cost savings will be achieved by rebuilding or replacing roofs that have reached the end of their serviceable life. Potential energy cost savings from solar power installations may also be realized.

FIRE STATIONS AND FACILITIES HVAC REPLACEMENT

Project Priority: A
Project Org: TBD
Project Total: Ongoing
Project Type: Facilities Refurbishment
Project Management: Property Management

Project Description: A Fire Stations and Facilities Assessment completed in 2022 determined that heating, ventilation, and air conditioning (HVAC) systems at various stations have reached the end of their serviceable life and are recommended for replacement.

HVAC systems at fire stations experience continuous use, and replacements are recommended in order to avoid high-cost repairs, reduce system down-time, and improve energy efficiency.

For the FY 2024/25 5-Year CIP, an average of four station HVAC systems are planned for replacement annually.

Project Status: Project is ongoing.

Fiscal Years:	2024/25	2025/26	2026/27	2027/28	2028/29	5 Year Total
Budget:	$200,000	$200,000	$200,000	$200,000	$200,000	$1,000,000

Impact on Operating Budget: Timely replacements will prevent excessive system repair costs and reduce energy usage.

EMERGENCY GENERATORS REPLACEMENT

Project Priority: A
Project Org: TBD
Project Total: Ongoing
Project Type: Facilities Refurbishment
Project Management: Property Management

Project Description: A Fire Stations and Facilities Assessment study completed in 2022 identified emergency power generators that have reached the end of their serviceable life and are recommended for replacement.

Many station emergency power generators were installed at the time of station construction and are no longer cost effective to keep in service. In addition, generators at the RFOTC were originally installed in 2003, and may require rebuilding or full replacement.

Project Status: The project is anticipated to begin in FY 2024/25.

Fiscal Years:	2024/25	2025/26	2026/27	2027/28	2028/29	5 Year Total
Budget:	$100,000	$100,000	$100,000	$100,000	$100,000	$500,000

Impact on Operating Budget: Timely equipment rebuilds or replacements will prevent excessive system repair costs.

RFOTC SECURE/CONTROLLED VEHICULAR ACCESS

Project Priority: A
Project Org: P445
Project Total: Ongoing
Project Type: Facilities Upgrade
Project Management: Property Management

Project Description: This project will implement vehicular access controls at RFOTC based on security vulnerabilities identified by a security needs assessment performed by the Orange County Intelligence Assessment Center (OCIAC) and OCFA facilities staff in 2021.

Initial project work would entail a consultant analysis of the RFOTC grounds, and depending on feasibility and costs/benefits, improvements may include, but not be limited to, modifications to parking ingress and egress, high-speed approach impediments, and parking area designations. The Infrastructure Security Enhancements project, currently in the implementation stage, will provide an upgraded access control system to include new electronic keycards for use with the secure vehicle and visitor access improvements.

Project Status: Project to commence in FY 2024/25.

Fiscal Years:	2024/25	2025/26	2026/27	2027/28	2028/29	5 Year Total
Budget:	$50,000	$500,000	$950,000			$1,500,000

Impact on Operating Budget: Possible minor increase to facility maintenance costs depending on final project scope.

FIRE STATION SECURITY FENCING

Project Priority: A
Project Org: P446
Project Total: Ongoing
Project Type: Facilities Upgrade
Project Management: Property Management

Project Description: This project will upgrade and/or replace fencing, gates, and other means of access at the RFOTC and fire stations, as well as add access points to OCFA's centralized Control Access System (ID badge activated door/gate locks and video surveillance). These improvements will help prevent unauthorized entry to stations, storage, and parking areas.

The Board appointed Ad Hoc Security Committee report of recommendations, which took into account the OCIAC security assessment and recommendations from staff, included station fencing improvements. Additional facility security projects recommended by the needs assessment, for funding and implementation in the upcoming three years, include adding fire stations to the centralized Control Access System (ID badge activated door/gate locks and video surveillance) currently in use at the Regional Fire Operations and Training Center (RFOTC), and improvements at RFOTC to enable Controlled Vehicular Access.

Project Status: Project to commence in FY 2024/25.

Fiscal Years:	2024/25	2025/26	2026/27	2027/28	2028/29	5 Year Total
Budget:	$100,000	$100,000	$100,000	$100,000	$100,000	$500,000

Impact on Operating Budget: No anticipated impact.

ECC LIVING QUARTERS & KITCHEN/RESTROOM REMODEL

Project Priority: B
Project Org: TBD
Project Total: $200,000
Project Type: Facilities/Site Repair
Project Management: Property Management

Project Description: The Emergency Command Center (ECC) at the RFOTC serves as the workspace for all of the OCFA's emergency dispatch staff. As a 24/7/365 operation, the ECC includes living quarters for the on-duty ECC Battalion Chief, as well as kitchen, dayroom and restroom facilities.

This project will complete a renovation of the aging kitchen and dayroom areas while creating better access for the increased number of on-duty staff. The renovation may include but not be limited to flooring, cabinetry, appliances, plumping fixtures, lighting and paint.

Project Status: The project in anticipated to be completed in FY 2024/25.

Fiscal Years:	2024/25	2025/26	2026/27	2027/28	2028/29	5 Year Total
Budget:	$200,000					$200,000

Impact on Operating Budget: None anticipated.

DISPATCH OPERATIONS CENTER (DOC) UPDATE

Project Priority: B
Project Org: TBD
Project Total: $60,000
Project Type: Facilities/Site Repair
Project Management: Property Management

Project Description: The Dispatch Operations Center (DOC) within the Emergency Communications Center at the RFOTC functions as a command and control center for emergency operations during a major emergency event. This project will complete an update of the center, and may include workstations, counsels, furnishings, flooring, appliances, and plumbing/electrical fixtures.

Project Status: The project in anticipated to be completed in FY 2024/25.

Fiscal Years:	2024/25	2025/26	2026/27	2027/28	2028/29	5 Year Total
Budget:	$60,000					$60,000

Impact on Operating Budget: None anticipated.

HIGH-PRESSURE AIR BAGS

Project Priority: A
Project Org: P410
Project Total: $55,000
Project Type: New Equipment
Project Management: Service Center

Project Description: This project will replace aging high-pressure airbags that have reached the end of their serviceable life. Priority is placed on truck companies. A small number of additional airbags are also needed for engines stationed in remote locations with a higher probability of traffic collisions, such as Ortega Highway.

The airbags needed are made in different sizes with variable overall dimensions. This allows flexibility in their use. Larger airbags are ideal for lifting vehicles and heavy equipment. Smaller airbags are needed for more detailed rescue operations. As such, each OCFA truck will be receiving a set of six airbags, differing in size.

Project Status: Purchase of equipment to occur in FY 2025/26.

Fiscal Years:	2024/25	2025/26	2026/27	2027/28	2028/29	5 Year Total
Budget:		$55,000				$55,000

Impact on Operating Budget: Minor maintenance and repair costs are anticipated after equipment warranty expiration.

BODY ARMOR REPLACEMENT

Project Priority: A
Project Org: P427
Project Total: Ongoing
Project Type: Service Replacement
Project Management: Service Center

Project Description: In late 2018 the OCFA took possession of new grant funded body armor that was distributed to our field personnel. Replacement of the body armor purchased with the grant will be replaced beginning in FY 2026/27.

Project Status: Purchase is scheduled to take place over various years.

Fiscal Years:	2024/25	2025/26	2026/27	2027/28	2028/29	5 Year Total
Budget:			$575,000	$575,000	$575,000	$1,725,000

Impact on Operating Budget: No anticipated impact.

CHAINSAWS

Project Priority: A
Project Org: P432
Project Total: Ongoing
Project Type: Service Enhancement/Replacement
Project Management: Service Center

Project Description: The OCFA has 18 truck companies that are staffed daily to respond to emergencies throughout the county. Each of the truck companies has three chainsaws that are primarily used to provide ventilation on structure fires.

The replacement of these saws will allow OCFA to utilize some of the older, better condition saws as backup equipment and for training purposes.

Project Status: Purchase is scheduled to occur in FY 2025/26.

Fiscal Years:	2024/25	2025/26	2026/27	2027/28	2028/29	5 Year Total
Budget:		$75,000				$75,000

Impact on Operating Budget: No anticipated impact.

SELF-CONTAINED BREATHING APPARATUS (SCBA)

Project Priority: A
Project Org: TBD
Project Total: $18,000,000
Project Type: Service Enhancement/Replacement
Project Management: Operations

Project Description: The OCFA's Operations Department currently uses approximately 1,000 Self-Contained Breathing Apparatus and has identified a need for service enhancement and replacement at the equipment's 10-year use of life in FY 2023/24. The additional years the units remain in service will allow staff to perform a comprehensive needs analysis and prepare a Request for Proposal (RFP) to ensure that we procure the most current equipment that incorporates the latest in firefighter safety technology. Service enhancements will include increased temperature tolerance on the face-piece mask, clearer use of the heads-up display, increased visibility of the remote air use gauge, and a more ergonomic harness for the wearer.

The replacement SCBA equipment may require new and retrofitted support equipment for the Service Center, to include and not limited to compressors/air fill stations, building electrical/pneumatic upgrades, and service vehicle modifications or replacement. The budget requested includes the estimated costs of this support equipment and facility modifications.

The SCBA project budget is based on current need. Additional SCBA may be needed over the next three to five years in the event of expansion of the OCFA with additional fire stations and emergency personnel.

Project Status: Project is scheduled to take place in FY 2024/25.

Fiscal Years:	2024/25	2025/26	2026/27	2027/28	2028/29	5 Year Total
Budget:	$18,000,000					$18,000,000

Impact on Operating Budget: No anticipated impact.

FIRE HOSE CLEANING EQUIPMENT

Project Priority: A
Project Org: TBD
Project Total: $110,000
Project Type: New Equipment
Project Management: Service Center

Project Description: This project furthers the OCFA's objective of safeguarding fire personnel from exposure to hazardous and potentially carcinogenic substances. Responses to fire incidents may result in unavoidable contamination of fire hose. Specialized equipment is necessary for the effective and safe removal of cancer contributing contaminants from fire hose while preventing excessive ware or damage.

Project Status: Purchase of equipment to occur in FY 2024/25.

Fiscal Years:	2024/25	2025/26	2026/27	2027/28	2028/29	5 Year Total
Budget:	$110,000					$110,000

Impact on Operating Budget: Minor maintenance and repair costs are anticipated after equipment warranty expiration.

APPARATUS ROPE AND RIGGING REPLACEMENT

Project Priority: A
Project Org: TBD
Project Total: $250,000
Project Type: Replacement Equipment
Project Management: Service Center

Project Description: The equipment complement on OCFA Fire Apparatus includes ropes and rigging for use by rescue personnel for lowering/hoisting people to safety, rappelling in or out of areas with limited or perilous access, or hoisting equipment during emergencies. This project will replace the full complement of rope and rigging, which has reached the end of its useful life.

The replacement equipment has a service life of 10 years before requiring replacement.

Project Status: Purchase of equipment to occur in FY 2024/25.

Fiscal Years:	2024/25	2025/26	2026/27	2027/28	2028/29	5 Year Total
Budget:	$250,000					$250,000

Impact on Operating Budget: None

CARDIAC MONITORS/DEFIBRILLATORS

Project Priority: A
Project Org: P402
Project Total: Ongoing
Project Type: Service Replacement
Project Management: Emergency Medical Services

Project Description: The Orange County Emergency Medical Service has mandated that all Advanced Life Support (ALS) units carry a cardiac monitor/defibrillator. The service life for these highly technical and mission critical pieces of equipment is approximately six to eight years. Technology is changing rapidly and the OCFA should anticipate the need to replace the current inventory of cardiac monitors with new and updated versions beginning in FY 2024/25. This would be the seventh year of service on our current fleet of cardiac monitors.

The plan is to replace the current inventory of approximately 140 cardiac monitors with the latest model determined through an RFP process. The cost is an estimate based on the current value of monitors, the current number needed and inflation.

Project Status: Purchase to occur in FY 2024/25 and FY 2025/26.

Fiscal Years:	2024/25	2025/26	2026/27	2027/28	2028/29	5 Year Total
Budget:	$1,500,000	$4,300,000				$5,800,000

Impact on Operating Budget: Potential cost with equipment failure after one year warranty expiration.

TETANUS VACCINE BOOSTER

Project Priority: A
Project Org: P429
Project Total: $121,000
Project Type: Service Replacement
Project Management: Emergency Medical Services

Project Description: The sworn employees of the Orange County Fire Authority need Tetanus boosters every ten years from the initial vaccination. The Tetanus vaccine helps prevent and protect the employees from infection by Clostridium tetani bacteria, a potentially deadly disease.

Project Status: Project to commence in FY 2028/29.

Fiscal Years:	2024/25	2025/26	2026/27	2027/28	2028/29	5 Year Total
Budget:					$121,000	$121,000

Impact on Operating Budget: No anticipated impact.

DUO-DOTE AUTO-INJECTORS

Project Priority: A
Project Org: P430
Project Total: Ongoing
Project Type: Service Replacement
Project Management: Emergency Medical Services

Project Description: The Orange County Fire Authority received a grant to purchase the initial inventory of Duo-Dote Auto-Injectors, and they will need to be replaced in FY 2026/27.

The Duo-Dote Auto-Injectors are used as an initial treatment of the symptoms of an organophosphorus insecticide or a chemical weapon nerve agent poisoning. They are used primarily to treat first responders but may also be used for victims of a chemical agent attack. This request will replace the current inventory with approximately 2,000 auto-injectors.

Project Status: Purchase to occur in FY 2026/27.

Fiscal Years:	2024/25	2025/26	2026/27	2027/28	2028/29	5 Year Total
Budget:			$280,000			$280,000

Impact on Operating Budget: Potential replacement cost if used prior to expiration date.

AED PLUS

Project Priority: A
Project Org: TBD
Project Total: $337,500
Project Type: Service Replacement
Project Management: Emergency Medical Services

Project Description: When cardiac arrest occurs, rapid treatment with an automated external defibrillator (AED) can save lives. The AED Plus device analyzes a heart rhythm and, when necessary, uses an electrical shock to restore normal rhythm. To facilitate immediate care, OCFA stocks AED Plus devices throughout RFOTC, in Operations' staff vehicles, and in Division Chief or Battalion Chief staffed stations. There are 225 units in circulation that were purchased in 2017.

Every five to eight years, the AED Plus devices need replacement and recalibration, slotting replacement in FY 2025/26. EMS anticipates replacing these units through an RFP process. The $1,500 per unit cost is an estimate based on the current price of the AED Plus devices, the current quantity needed and inflation.

Project Status: Project to commence in FY 2025/26.

Fiscal Years:	2024/25	2025/26	2026/27	2027/28	2028/29	5 Year Total
Budget:		$337,500				$337,500

Impact on Operating Budget: No anticipated impact.

CYANOKITS

Project Priority: A
Project Org: TBD
Project Total: Ongoing
Project Type: New Equipment
Project Management: Emergency Medical Services

Project Description: This project furthers the OCFA's objective of safeguarding fire personnel and the public from exposure to suspected cyanide poisoning. Responses to fire incidents may result in unavoidable exposure to materials containing cyanide within close spaced fires where smoke is present. Specialized medication and equipment is necessary in providing lifesaving pre-hospital intervention of suspected cyanide poisoning in fire suppression personnel.

Project Status: Purchase of equipment to occur in FY 2025/26 and FY 2027/28.

Fiscal Years:	2024/25	2025/26	2026/27	2027/28	2028/29	5 Year Total
Budget:		$45,000		$45,000		$90,000

Impact on Operating Budget: EMS medical supplies will be sequestered for use in concert with the Cyanokits. This represents a negligible sum and therefore will have little impact on the overall operating budget.

HAZMAT MONITORS

Project Priority: A
Project Org: P434
Project Total: Ongoing
Project Type: Replacement
Project Management: Operations

Project Description: The Hazardous Materials program under the OCFA's Operations North currently administers AP4C hazardous threats monitoring units. These monitors are placed on both hazmat squads for the purpose of identifying toxic and hazardous atmospheres to ensure personnel safety. These devices are instrumental in compliance with the California Office of Emergency Services HAZMAT typing and Occupational Safety and Health Administration (OSHA) regulations on incidents involving nerve, blister, blood, and chocking agents as well as toxic industrial chemicals.

The effective service live expectancy of current units will be reached by FY 2023/24. As these devices age, the cost of maintenance increases due to component replacement and the need for increased use of loaner equipment. With technological advances in detection devices, available replacement units may be more effective while fulfilling the Cal OES typing needs.

Project Status: Purchase to occur in FY 2024/25.

Fiscal Years:	2024/25	2025/26	2026/27	2027/28	2028/29	5 Year Total
Budget:	$85,000					$85,000

Impact on Operating Budget: No anticipated impact.

EXTRICATION TOOLS

Project Priority: B
Project Org: TBD
Project Total: Ongoing
Project Type: Replacement
Project Management: Operations

Project Description: The tools utilized by OCFA emergency response personnel to assist with the extrication of victims involved in vehicle accidents require replacement at the end of their serviceable life. The tool sets currently equipped on each of the 18 truck companies, plus one backup set at the OCFA Service Center, were placed in service in 2017.

Currently, the set of extraction tools includes a Power unit, Spreader, Cutter, large and mini-Ram, and hydraulic hoses. This is subject to change based on approved recommendations by the OCFA Equipment Committee.

Project Status: Purchases to occur in various years.

Fiscal Years:	2024/25	2025/26	2026/27	2027/28	2028/29	5 Year Total
Budget:				$475,000	$475,000	$950,000

Impact on Operating Budget: No anticipated impact.

Fund 123
Fire Stations and Facilities

This fund is a capital projects fund to be used for the significant acquisition, improvement, replacement, or construction of fire stations and facilities. Significant funding sources include operating transfers from the General Fund, and contributions or reimbursements from developers responsible for a share of new fire station development costs.

FIRE
ORANGE COUNTY
CALIFORNIA
AUTHORITY
Est. 1995

INFRASTRUCTURE SECURITY ENHANCEMENTS

Project Priority: A
Project Org: P247
Project Total: $2,013,927
Project Type: Facilities/Site Repair
Project Management: Property Management
Note: The sequencing of the security enhancements outlined herein are subject to potential timing changes, based on recommendations that may be provided by the Security Ad Hoc Committee.

Project Description: This project is comprised of multiple components to implement various security measures at RFOTC based on a report by a staff security advisory panel, and a security vulnerability assessment performed by the Orange County Intelligence Assessment Center (OCIAC) in November 2021.

The Board appointed Ad Hoc Security Committee report of recommendations, which took into account the OCIAC security assessment and recommendations from staff, included expansion of the Control Access/Video Surveillance system to fire stations, and various security related minor building modifications at RFOTC. Funding and implementation of these components of the infrastructure security enhancements project are planned for FY 2024/25 through 2028/29.

Separate but related projects completed or in process include enhanced contract physical security services at RFOTC, and a phone system upgrade with alerting capabilities.

Security enhancements provided by this project will add to existing features and systems which assist in safeguarding the OCFA staff and critical infrastructure.

Project Status: This project began in FY 2020/21 and will continue through FY 2028/29.

Fiscal Years:	2024/25	2025/26	2026/27	2027/28	2028/29	5 Year Total
Budget:	$50,000	$50,000	$50,000	$50,000	$500,000	$700,000

Impact on Operating Budget: Additional control access system maintenance contract costs will result after system expansion and expiration of manufacturer's warranty.

RFOTC TRAINING GROUNDS EXPANSION AND UPGRADE

Project Priority: A
Project Org: P251
Project Total: $7,625,000
Project Type: Facilities/Site Repair
Project Management: Property Management

Project Description: The RFOTC Training Grounds requires expansion and upgrade to accommodate OCFA's growth in recent years which has occurred since the grounds were originally constructed in 2004. The current tower was out of service greater than 50% of the time in FY 2016/17, and the service vendor struggled to find timely solutions. The live-burn training system, designed in 1992, is obsolete and no longer has repair parts available. Exacerbating the down time issues is the system design, where any one of seven burn prop failures renders the whole system inoperable.

The OCFA has also increased the size of our recruit academies from an average of 30 recruits in 2010 to up to 50 recruits today. Large academies result in more instructors (5:1 ratio) and a greater need for office space, classroom space, and bathrooms.

To address these shortcomings, the project will be handled in stages.

- In FY 2019/20, classrooms were installed on the training grounds and supplied with temporary power.
- In FY 2023/24 and FY 2024/25, upgrades to the existing Training Grounds facilities will be completed, consisting of replacement of the Live Fire Props within the training tower, tower structure modifications necessary to accommodate the updated replacement props and other training scenarios, as well as extension and upgrade of electrical service.
- The project expansion phase is planned to begin in FY 2028/29, to include construction of a new three-story training tower, modification of existing and installation of additional training props, modification of the existing strip mall training prop, development the north end of the property, safety sensor system, and computer operating system in the current tower; replace the burn props; install permanent power to the classrooms; and expand power supply capabilities.

Project Status: Temporary classrooms were installed in FY 2019/20, and electrical improvements at the drill grounds and fire training structure improvements are in the design stage with construction anticipated to start in the summer/fall of 2024. An environmental study is in process for the FY 2028/29 improvements described above. Project will continue subject to plan reviews and approvals with the City of Irvine.

Fiscal Years:	2024/25	2025/26	2026/27	2027/28	2028/29	5 Year Total
Budget:	$150,000	$150,000	$150,000	$150,000	$5,000,000	$5,600,000

Impact on Operating Budget: Annual maintenance contracts for additional burn props at approximately $40,000 per year.

SOLAR POWER AND EV CHARGING FACILITIES FOR RFOTC AND FIRE STATIONS

Project Priority: A
Project Org: P262
Project Total: $1,000,000
Project Type: New Facilities
Project Management: Property Management

Project Description: This project is to initiate the feasibility, design, and installation of photovoltaic facilities, EV charging stations, and related equipment at OCFA facilities.

The anticipated first phase of this project will provide installation of charging stations for plug-in/hybrid non-emergency vehicles at the RFOTC. In addition, a consultant will be engaged to perform a feasibility study and cost/benefit analysis of solar energy systems at OCFA fire stations and RFOTC. Possible infrastructure could include roof-top panels, installation of carports with solar panels/EV charging ports, and battery storage for optimization of peak period energy use and alternative emergency power.

The budget is a preliminary estimate and may require revision as the project scope is further developed. A grant application has been submitted for EV charging facilities, which if awarded, will expand the scope of the project.

Project Status: The project is scheduled to commence in FY 2024/25.

Fiscal Years:	2024/25	2025/26	2026/27	2027/28	2028/29	5 Year Total
Budget:	$150,000	$150,000	$100,000	$100,000		$500,000

Impact on Operating Budget: Projects to be undertaken using this funding will be implemented based on their ability to 1) provide off-setting cost savings over time through reduced power and fuel costs, after taking into account all inclusive life-time cost of ownership, and 2) increase OCFA's continuity of operations capabilities.

FIRE STATION 10 (YORBA LINDA) REMODEL/REPLACEMENT

Project Priority: A
Project Org: P503
Project Total: $19,242,720
Project Type: Replacement Fire Station Construction
Project Management: Property Management

Project Description: This project contemplates planning, design, demolition, and replacement of Fire Station 10, constructed in 1972, along with the adjacent Old Fire Station 10, constructed in 1938. Both facilities currently occupy a combined site comprising 0.74 of an acre, anticipated to be exchanged for a replacement one acre site a quarter of a mile from the current station's location. The project will be consistent with a general renewal of Historic Old Town Yorba Linda currently in process with the City of Yorba Linda. The project includes all demolition of current sites; planning, design, and construction of a temporary fire station; grading and planning design; and construction of an approximately 15,000 square feet, two company, three apparatus bay fire station with added standard modules to support a Division Chief and a station training room.

Project Status: The project delivery is anticipated to be Design-Build. Historic Architectural Review has been completed, determining that in accordance with the California Environmental Quality Act, Station 10 has no historical significance and does not qualify for inclusion in the California Register of Historical Resources. Layouts of the new station have been completed and the base files are ready, enabling the Design Build Process to begin commensurate with the project budget in FY 2026/27.

Fiscal Years:	2024/25	2025/26	2026/27	2027/28	2028/29	5 Year Total
Budget:			$200,000	$5,600,000	$11,200,000	$17,000,000

Impact on Operating Budget: Replacement of Fire Station 10 (Yorba Linda) will improve Division 4 operational control and service delivery, and lower current maintenance costs associated with older fire stations.

FIRE STATION 9 (MISSION VIEJO) REMODEL

Project Priority: A
Project Org: P536
Project Total: $6,000,000
Project Type: Fire Station Remodel
Project Management: Property Management

Project Description: This project contemplates the comprehensive remodeling of Fire Station 9, constructed in 1974. The project will provide interior improvements including the dormitories, kitchen, and restroom facilities, and exterior renovation including roofing, painting, flatwork, ADA accessibility, and landscaping.

Project Status: Project design will commence in FY 2027/28.

Fiscal Years:	2024/25	2025/26	2026/27	2027/28	2028/29	5 Year Total
Budget:				$200,000	$500,000	$700,000

Impact on Operating Budget: Remodel and improvements to Fire Station 9 will improve the operational readiness of the station and lower current maintenance costs associated with older fire stations.

FIRE STATION 12 (LAGUNA WOODS) NEW CONSTRUCTION

Project Priority: A
Project Org: P553
Project Total: $8,000,000
Project Type: New Fire Station Construction
Project Management: Property Management

Project Description: This project contemplates planning, design, and construction of a new Fire Station 12. Station size and equipment complement to be determined by Operations.

Project Status: Available sites are being evaluated in the geographical area for construction.

Fiscal Years:	2024/25	2025/26	2026/27	2027/28	2028/29	5 Year Total
Budget:			$800,000	$7,200,000		$8,000,000

Impact on Operating Budget: Construction of Fire Station 12 (Laguna Woods) will require additional personnel and operating budget to ensure facility is maintained.

RFOTC 2ND EMERGENCY POWER GENERATOR

Project Priority: B
Project Org: TBD
Project Total: $500,000
Project Type: Facilities/Site Repair
Project Management: Property Management

Project Description: This project is to add a second backup Emergency Power Generator to supply critical emergency power to the RFOTC facilities in the case of a long-term power outage. The RFOTC facilities currently have one Emergency Power Generator that supplies emergency power in the case of a power outage to the RFOTC 'B' building, including the 9-1-1 Dispatch Emergency Command Center (ECC), the Data Center, and other designated power outlets throughout the RFOTC facilities. The current Emergency Power Generator was installed during the construction of the RFOTC in 2004. Space for a second generator is available next to the existing unit.

If there is a mechanical or other issue with the current Emergency Power Generator during a power outage, the Data Center and 9-1-1 ECC would be inoperable until a portable generator could be brought in from a supplier; a process that could take several hours at minimum.

This project will provide critical redundancy to the current Emergency Power Generator in the case of a prolonged outage, ensuring ongoing emergency operations capability for the 9-1-1 ECC Dispatch center and the OCFA Data Center, as well as supplying emergency power to additional offices and classrooms at the RFOTC.

The budget is a preliminary estimate and may need revision as requirements are further developed.

Project Status: This purchase is scheduled to occur in FY 2024/25.

Fiscal Years:	2024/25	2025/26	2026/27	2027/28	2028/29	5 Year Total
Budget:	$500,000					$500,000

Impact on Operating Budget: Minor to moderate maintenance and repair costs are anticipated after warranty expiration.

PPE CLEANING FACILITY & EQUIPMENT

Project Priority: A
Project Org: TBD
Project Total: $2,300,000
Project Type: New Equipment
Project Management: Service Center & Property Management

Project Description: This project furthers the OCFA's objective of safeguarding fire personnel from exposure to hazardous and potentially carcinogenic substances. Responses to certain emergency incidents may result in unavoidable cancer contributing contamination of emergency personnel Personal Protective Equipment, including turnouts, SCBA gear, boots, gloves, etc.

A specialized, self-contained structure or improvement to an existing facility for the operation of current and future PPE and SCBA cleaning equipment is needed to ensure the immediate and ongoing availability of this gear for emergency personnel. This project is anticipated to include site preparation, PPE and SCBA cleaning equipment, utilities, and structure construction or modification.

Project Status: The project is anticipated to begin in FY 2024/25.

Fiscal Years:	2024/25	2025/26	2026/27	2027/28	2027/28	5 Year Total
Budget:	$1,150,000	$1,150,000				$2,300,000

Impact on Operating Budget: Minor to moderate maintenance and repair costs are anticipated after equipment warranty expiration.

FIRE STATION 23 (VILLA PARK) REMODEL

Project Priority: A
Project Org: TBD
Project Total: $7,450,000
Project Type: Fire Station Remodel
Project Management: Property Management

Project Description: This project will provide the remodeling of Fire Station 23, constructed in 1961, and last remodeled in the year 2000. This 4,330 sq. ft. station remodel may include but is not limited to engineering/architectural design, interior improvements to dormitories, kitchen, and restroom facilities, and exterior renovation such as roofing, painting, flatwork, ADA accessibility, and landscaping.

Project Status: Conceptual design work on the project to commence in FY 2024/25 in preparation for future construction as a design-build project.

Fiscal Years:	2024/25	2025/26	2026/27	2027/28	2028/29	5 Year Total
Budget:	$50,000					$50,000

Impact on Operating Budget: Remodel and improvements to Fire Station 23 will lower current maintenance costs associated with older fire stations.

FIRE
ORANGE COUNTY
CALIFORNIA
AUTHORITY
Est. 1995

Fund 124
Communications & Information Systems

This fund is a capital projects fund used for the significant acquisition, improvement, or replacement of specialized communications and information systems and/or equipment. Its primary funding sources are the operating transfers from the General Fund and the use of reserves.

FIRE
ORANGE COUNTY
CALIFORNIA
AUTHORITY
Est. 1995

ECC DISPATCHER CONSOLES

Project Priority: B
Project Org: TBD
Project Total: $750,000
Project Type: Facilities/Site Repair
Project Management: Property Management

Project Description: The Emergency Communications Center (ECC) at the RFOTC serves as the primary workplace for all of the OCFA's emergency dispatch staff. Each dispatcher is stationed at a workstation console, which houses the computer and communications technology needed for the performance of dispatcher duties.

This project will replace the aging dispatcher consoles in the ECC, and complete modifications to the ECC as needed to accommodate the replacement consoles.

Project Status: The project is anticipated to be completed in FY 2026/27.

Fiscal Years:	2024/25	2025/26	2026/27	2027/28	2028/29	5 Year Total
Budget:			$750,000			$750,000

Impact on Operating Budget: No anticipated impact.

THEHIVE CLOUD UPGRADE

Project Priority: B
Project Org:TBD
Project Total: $1,500,000
Project Type: Application Replacement
Project Management: IT – Systems Development & Support

Project Description: The OCFA intranet, TheHIVE, is a critical system/tool used by all OCFA departments and was last upgraded in 2015. It is highly integrated with many OCFA systems providing important data storage, reports, and workflows.

TheHIVE utilizes Microsoft SharePoint technology, and is hosted on-premises at the RFOTC. This project includes redesigning and upgrading the user interface and user experience (UI/UX) utilizing best practice design elements, and potentially migrating to hosting the application in the Cloud.

Primary goals of the project include improving usability, search accuracy, integrating with other OCFA systems, improving redundancy, and zero downtime. Because of the high level of integration of this project with many existing OCFA systems, this project is expected to be complex and will require multiple years to complete.

Project Status: Project to commence in FY 2027/28.

Fiscal Years:	2024/25	2025/26	2026/27	2027/28	2028/29	5 Year Total
Budget:				$750,000	$750,000	$1,500,000

Impact on Operating Budget: Application maintenance and licensing costs are largely included under the OCFA's existing Microsoft Enterprise Agreement. Any increase in the agreement will be included in the Information Technology operating budget.

EMERGENCY MEDICAL SYSTEMS (EMS) ENTERPRISE SYSTEM

Project Priority: A
Project Org: P353
Project Total: $3,250,000
Project Type: Application Replacement
Project Management: IT – Systems Development & Support

Project Description: This project is to replace and automate OCFA's outdated and complicated mix of applications utilized to manage Emergency Medical Systems (EMS) activity, consisting of Microsoft Excel spreadsheets, SharePoint (OCFA – Intranet) InfoPath forms, and manual processes. The project's objective is to deploy a modern enterprise-class computer solution that combines mobile web-compatible applications with a modern user interface. The desired solution will utilize commercial off the shelf Microsoft technology (Windows, .NET, SQL, etc.).

The new EMS enterprise-class computer system will manage all OCFA EMS activities including: tracking OCFA patient data, OCFA personnel immunizations, training and certification records; managing the inventory of OCFA controlled medications; managing EMS equipment; ensuring compliance with all applicable State and Federal EMS reporting and data exchange requirements including the California Health Information Exchange (HIE).

Staff estimates the project will require two to three years to complete, and consist of several phases including:

1) Utilize third-party subject matter experts to complete a needs analysis of the OCFA's EMS technology requirements (currently in process)
2) Develop a Request for Proposal (RFP) for a formal solicitation of an EMS enterprise computer system technology that will meet the needs of the EMS section.
3) Develop and implement the new EMS enterprise system.

Project Status: Project began in FY 2022/23. The project budget for FY 2024/25 will provide development of the enterprise application scope, which when determined will result in a refined total project cost estimate.

Fiscal Years:	2024/25	2025/26	2026/27	2027/28	2028/29	5 Year Total
Budget:	$500,000					$500,000

Impact on Operating Budget: Application maintenance/licensing costs cannot be determined at this time, but are expected to have an impact on the operating budget following implementation of the project in FY 2024/25.

INFORMATION TECHNOLOGY HELP DESK MANAGEMENT APPLICATION

Project Priority: B
Project Org: TBD
Project Total: $250,000
Project Type: Software Application
Project Management: IT – Communications & IT Infrastructure

Project Description: This project will provide a unified, consolidated solution for processing and management of Information Technology support requests. Currently, multiple non-integrated systems are used by OCFA to receive and track end-user support requests, depending on the source and nature of the request, resulting in inefficient management of IT support services and challenges for end users.

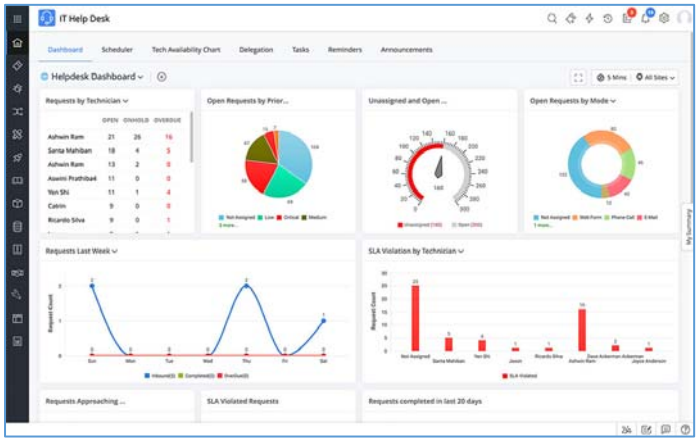

The project scope will include the purchase of software, supporting hardware, implementation and training services resulting in a single source solution for end user support requests, request routing and prioritization, tracking, and help desk services management tools.

Project Status: Project scheduled to commence in FY 2027/28.

Fiscal Years:	2024/25	2025/26	2026/27	2027/28	2028/29	5 Year Total
Budget:				$250,000		$250,000

Impact on Operating Budget: No anticipated impact.

PROPERTY MANAGEMENT APPLICATION

Project Priority: A
Project Org: TBD
Project Total: $350,000
Project Type: Computer Application Purchase and Implementation
Project Management: IT - Systems Development & Support

Project Description: This project is for the purchase and implementation of an application for use by Property Management. The expectation is to purchase a commercial off-the-shelf (COTS) Microsoft technology solution specifically developed for use by property management departments with modules for work order processing and management, preventative/recurring maintenance management and scheduling, budgeting, vendor management and procurement, as well as fixed asset and equipment management, and integration with OCFA's existing implementation of AssetWorks.

The project objective is to develop and sustain a highly strategic approach to managing OCFA's numerous facilities and equipment, including fire station buildings, HVAC systems, emergency power generators, and major appliances, to name a few. This will include optimized procurement of contract services and replacement equipment, and improve the accuracy of both the Property Management annual operating budget and the five-year Capital Improvement Plan (CIP).

The project budget includes software licensing, implementation consulting services, and training.

Project Status: Purchase to occur in FY 2026/27.

Fiscal Year:	2024/25	2025/26	2026/27	2027/28	2028/29	5 Year Total
Budget:			$350,000			$350,000

Impact on Operating Budget: Annual software support and licensing fees are estimated at $25,000.

ENTERPRISE RESOURCE PLANNING (ERP) AND WORKFORCE MANAGEMENT – TIME & ATTENDANCE (WM-TM) SYSTEMS

Project Priority: A
Project Org: TBD
Project Total: $12,650,000
Project Type: Application Replacement
Project Management: Business Services Department in collaboration with Operations (Manpower), IT (Systems Development & Support) and the Human Resources Departments

Project Description: The OCFA seeks a fully integrated Enterprise Resource Planning (ERP) and Workforce Management – Time & Attendance (WM-TM) application(s). The current HRMS/Payroll Finance ERP and separate Timekeeping/Staffing systems have been in use for over 20 years.

The ERP solution for the Business Services Department would perform all of the OCFA's business functions, inclusive of general accounting, accounts receivable, accounts payable, purchasing, budgeting, HRMS/payroll, and provide intuitive reporting, dashboards, and other functionality to enhance productivity, create efficiencies, and streamline manual business processes. The objective of the Time and Attendance application is to meet all operational requirements necessary to perform emergency personnel constant staffing consistent with the OCFA's standard operating procedures (SOPs) and employee Memorandum of Understanding labor agreements (MOUs), while being capable of fully integrating with the Enterprise Resource System. The final outcome may entail separate proposals for the ERP and Time & Attendance applications, or a single vendor, combined solution.

In 2023, an independent consultant Staffing Application Needs Assessment study was completed, which recommended project objectives and a path toward implementation. Among the possible multiple approaches for meeting the stated objectives, the report recommended that the OCFA prepare to replace its existing Emergency Operations Staffing and Timekeeping applications with a Commercial Off-The-Shelf (COTS) system. Due to the specific and potentially unique operational requirements of the OCFA, and its current practices for managing its staffing/timekeeping applications, this undertaking is expected to require a hybrid solution consisting of a COTS solution, augmented with the commercial vendor's customization as needed to meet OCFA's MOU and staffing-related Standard Operating Procedures.

This project is expected to include the following phases:

1. Full needs analysis of the current systems and technology utilized by the OCFA's Business Services Department, Operations, and Human Resources Departments.
2. Development of a Request for Information (RFI).
3. Vendor/technology selection and contract negotiations.
4. Implementation of the new ERP solution.

Project Status: The project is scheduled to start in FY 2023/24 with issuance of an RFI.

Fiscal Years:	2024/25	2025/26	2026/27	2027/28	2028/29	5 Year Total
Budget:			$400,000	$3,500,000	$3,500,000	$7,400,000
ERP			$250,000	$500,000	$3,500,000	$4,250,000
WM-TM			$150,000	$3,000,000		$3,150,000

Impact on Operating Budget: Annual maintenance/license costs are estimated to be 10% - 15% of initial system cost and are anticipated to be comparable with existing system annual costs.

FIREFIGHTER INITIATIVE TRACKING SYSTEM

Project Priority: A
Project Org: TBD
Project Total: $1,200,000
Project Type: Safety Technology - Equipment and Software
Project Management: IT Communications & Infrastructure

Project Description: Firefighter tracking systems improve first-responder safety by monitoring the whereabouts of fire and EMS crews during an emergency and assist with making emergency management decisions. The OCFA does not currently have this technology.

The project scope will include but not be limited to the purchase of tracking system equipment, software, supporting hardware, implementation, and training.

Project Status: Project to begin in FY 2025/26.

Fiscal Years:	2024/25	2025/26	2026/27	2027/28	2028/29	5 Year Total
Budget:		$1,200,000				$1,200,000

Impact on Operating Budget: Ongoing system subscription, maintenance and repair costs will result from the addition of this technology.

Fund 133
Fire Apparatus

This fund is a capital projects fund used for the planned acquisition, improvement, or replacement of fire apparatus, including vehicles, trailers, and helicopters. Funding sources for this fund include operating transfers from the General Fund, contributions from cash contract member cities, grants, and proceeds from lease purchase agreements. Under Logistics' Management authority and approval, vehicles may be reallocated/assigned between departments based on organizational need.

FIRE
ORANGE COUNTY
CALIFORNIA
AUTHORITY
Est. 1995

ORANGE COUNTY FIRE AUTHORITY
FUND 133 - FIRE APPARATUS
LIST OF VEHICLES (FLEET REPLACEMENTS AND ADDITIONS)

Existing Vehicle Number	Current Vehicle Type	Dept/Section Assigned to:	FY 2024/25	FY 2025/26	FY 2026/27	FY 2027/28	FY 2028/29	5-Year Total
EMERGENCY VEHICLES								
Air Utility Vehicle								
5415	Air Utility Vehicle	Operations	-	-	714,470	-	-	714,470
Battalion Utility Vehicle								
3659	Battalion Utility	Operations	-	-	112,410	-	-	112,410
3652	Battalion Utility	Operations	-	-	112,410	-	-	112,410
3653	Battalion Utility	Operations	-	-	112,410	-	-	112,410
3654	Battalion Utility	Operations	-	-	112,410	-	-	112,410
3648	Battalion Utility	Operations	-	-	112,410	-	-	112,410
3649	Battalion Utility	Operations	-	-	112,410	-	-	112,410
3646	Battalion Utility	Operations	-	-	-	119,110	-	119,110
3655	Battalion Utility	Operations	-	-	-	119,110	-	119,110
3645	Battalion Utility	Operations	-	-	-	119,110	-	119,110
3650	Battalion Utility	Operations	-	-	-	119,110	-	119,110
3651	Battalion Utility	Operations	-	-	-	119,110	-	119,110
3647	Battalion Utility	Operations	-	-	-	119,110	-	119,110
Compressed Air Foam System Patrol Vehicle - Type 6								
3684	CAFS-Patrol Veh. - Type 6	Operations	-	-	203,960	-	-	203,960
3686	CAFS-Patrol Veh. - Type 6	Operations	-	-	203,960	-	-	203,960
3687	CAFS-Patrol Veh. - Type 6	Operations	-	-	203,960	-	-	203,960
3689	CAFS-Patrol Veh. - Type 6	Operations	-	-	203,960	-	-	203,960
3690	CAFS-Patrol Veh. - Type 6	Operations	-	-	203,960	-	-	203,960
3796	CAFS-Patrol Veh. - Type 6	Operations	-	-	203,960	-	-	203,960
3798	CAFS-Patrol Veh. - Type 6	Operations	-	-	203,960	-	-	203,960
3683	CAFS-Patrol Veh. - Type 6	Operations	-	-	-	214,700	-	214,700
3685	CAFS-Patrol Veh. - Type 6	Operations	-	-	-	214,160	-	214,160
3795	CAFS-Patrol Veh. - Type 6	Operations	-	-	-	214,160	-	214,160
3797	CAFS-Patrol Veh. - Type 6	Operations	-	-	-	214,160	-	214,160
Engine - Type I								
5216	Engine - Type I	Operations	1,306,270	-	-	-	-	1,306,270
5154	Engine - Type I	Operations	1,306,270	-	-	-	-	1,306,270
5155	Engine - Type I	Operations	1,306,270	-	-	-	-	1,306,270
5243	Engine - Type I	Operations	-	1,371,600	-	-	-	1,371,600
5242	Engine - Type I	Operations	-	1,371,600	-	-	-	1,371,600
5262	Engine - Type I	Operations	-	1,371,600	-	-	-	1,371,600
5183	Engine - Type I	Operations	-	1,371,600	-	-	-	1,371,600
5267	Engine - Type I	Operations	-	1,371,600	-	-	-	1,371,600
5182	Engine - Type I	Operations	-	-	1,440,180	-	-	1,440,180
5190	Engine - Type I	Operations	-	-	1,440,180	-	-	1,440,180
5266	Engine - Type I	Operations	-	-	1,440,180	-	-	1,440,180
5181	Engine - Type I	Operations	-	-	1,440,180	-	-	1,440,180
5162	Engine - Type I	Operations	-	-	1,440,180	-	-	1,440,180
5163	Engine - Type I	Operations	-	-	1,440,180	-	-	1,440,180
5165	Engine - Type I	Operations	-	-	1,440,180	-	-	1,440,180
5166	Engine - Type I	Operations	-	-	1,440,180	-	-	1,440,180
5171	Engine - Type I	Operations	-	-	1,440,180	-	-	1,440,180
5170	Engine - Type I	Operations	-	-	-	1,659,600	-	1,659,600
5184	Engine - Type I	Operations	-	-	-	1,659,600	-	1,659,600
5185	Engine - Type I	Operations	-	-	-	1,659,600	-	1,659,600
5188	Engine - Type I	Operations	-	-	-	1,659,600	-	1,659,600
5186	Engine - Type I	Operations	-	-	-	1,659,600	-	1,659,600
5189	Engine - Type I	Operations	-	-	-	1,659,600	-	1,659,600
5191	Engine - Type I	Operations	-	-	-	1,659,600	-	1,659,600
5288	Engine - Type I	Operations	-	-	-	1,659,600	-	1,659,600
5287	Engine - Type I	Operations	-	-	-	1,659,600	-	1,659,600
5286	Engine - Type I	Operations	-	-	-	-	1,742,600	1,742,600
5295	Engine - Type I	Operations	-	-	-	-	1,742,600	1,742,600
5291	Engine - Type I	Operations	-	-	-	-	1,742,600	1,742,600

ORANGE COUNTY FIRE AUTHORITY
FUND 133 - FIRE APPARATUS
LIST OF VEHICLES (FLEET REPLACEMENTS AND ADDITIONS)

Existing Vehicle Number	Current Vehicle Type	Dept/Section Assigned to:	FY 2024/25	FY 2025/26	FY 2026/27	FY 2027/28	FY 2028/29	5-Year Total
5192	Engine - Type I	Operations	-	-	-	-	1,742,600	1,742,600
5290	Engine - Type I	Operations	-	-	-	-	1,742,600	1,742,600
5289	Engine - Type I	Operations	-	-	-	-	1,742,600	1,742,600
5284	Engine - Type I	Operations	-	-	-	-	1,742,600	1,742,600
5298	Engine - Type I	Operations	-	-	-	-	1,742,600	1,742,600
5283	Engine - Type I	Operations	-	-	-	-	1,742,600	1,742,600
Engine - Type III								
5140	Engine - Type III	Operations	-	1,260,000	-	-	-	1,260,000
5142	Engine - Type III	Operations	-	1,260,000	-	-	-	1,260,000
5144	Engine - Type III	Operations	-	-	1,323,000	-	-	1,323,000
5146	Engine - Type III	Operations	-	-	1,323,000	-	-	1,323,000
5145	Engine - Type III	Operations	-	-	-	1,389,000	-	1,389,000
5141	Engine - Type III	Operations	-	-	-	1,389,000	-	1,389,000
5150	Engine - Type III	Operations	-	-	-	-	1,458,600	1,458,600
5148	Engine - Type III	Operations	-	-	-	-	1,458,600	1,458,600
SUV/Pickup, Full Size, 2x4 or 4x4								
TBD	Full-Size 4-Door 4x4	Executive Mgmt	84,900	-	-	-	-	84,900
TBD	Full-Size 4-Door 4x4	Executive Mgmt	84,900	-	-	-	-	84,900
2147	SUV Full-Size 4-Door 4x4	Pool	80,000	-	-	-	-	80,000
2142	SUV Full-Size 4-Door 4x4	Pool	80,000	-	-	-	-	80,000
2180	SUV Full Size 4x4	US&R	80,000	-	-	-	-	80,000
2181	SUV Full Size 4x4	US&R	80,000	-	-	-	-	80,000
2323	SUV Full Size 4x4	Operations	50,000	-	-	-	-	50,000
2322	SUV Full Size 4x4	Ops Support	50,000	-	-	-	-	50,000
2331	SUV Full Size 4x4	Operations	-	-	85,000	-	-	85,000
2327	SUV Full Size 4x4	Operations	-	-	-	85,500	-	85,500
Heavy Wrecker								
TBD	Heavy Wrecker	Operations	-	750,000	-	-	-	750,000
Investigator Truck 3/4 Ton Minimum								
3028	Pickup Utility 3/4 Ton	Operations	65,000	-	-	-	-	65,000
3665	Pickup Utility 3/4 Ton	Operations	65,000	-	-	-	-	65,000
3666	Pickup Utility 3/4 Ton	Operations	65,000	-	-	-	-	65,000
3667	Pickup Utility 3/4 Ton	Operations	65,000	-	-	-	-	65,000
3656	Pickup Utility 3/4 Ton	Operations	-	-	72,000	-	-	72,000
Paramedic Squad Vehicle								
3663	Paramedic Squad	Operations	-	290,560	-	-	-	290,560
3664	Paramedic Squad	Operations	-	290,560	-	-	-	290,560
3660	Paramedic Squad	Operations	-	290,560	-	-	-	290,560
Pickup Utility 3/4-1 Ton Minimum								
3030	Pickup Utility 3/4 Ton	Special Ops/Air Ops	67,200	-	-	-	-	67,200
2022	Pickup Utility 3/4 Ton	Crews/Equipment	-	-	-	50,000	-	50,000
2023	Pickup Utility 3/4 Ton	Operations	-	-	-	50,000	-	50,000
2024	Pickup Utility 3/4 Ton	Operations	-	-	-	50,000	-	50,000
2025	Pickup Utility 3/4 Ton	US&R-Canine	-	-	-	50,000	-	50,000
2026	Pickup Utility 3/4 Ton	US&R-Canine	-	-	-	50,000	-	50,000
2027	Pickup Utility 3/4 Ton	Pool	-	-	-	50,000	-	50,000
Tractor								
FTR4	Tractor	Operations	-	-	-	200,000	-	200,000
Truck (TBD by Apparatus Committee)								
5238	Truck	Operations	3,000,000	-	-	-	-	3,000,000
5237	Truck	Operations	3,000,000	-	-	-	-	3,000,000
5236	Truck	Operations	3,000,000	-	-	-	-	3,000,000
5273	Truck	Operations	-	3,150,000	-	-	-	3,150,000
5271	Truck	Operations	-	3,150,000	-	-	-	3,150,000

ORANGE COUNTY FIRE AUTHORITY
FUND 133 - FIRE APPARATUS
LIST OF VEHICLES (FLEET REPLACEMENTS AND ADDITIONS)

Existing Vehicle Number	Current Vehicle Type	Dept/Section Assigned to:	FY 2024/25	FY 2025/26	FY 2026/27	FY 2027/28	FY 2028/29	5-Year Total
5270	Truck	Operations	-	3,150,000	-	-	-	3,150,000
5272	Truck	Operations	-	3,150,000	-	-	-	3,150,000
5276	Truck	Operations	-	3,150,000	-	-	-	3,150,000
5277	Truck	Operations	-	-	3,307,500	-	-	3,307,500
5280	Truck	Operations	-	-	3,307,500	-	-	3,307,500
5279	Truck	Operations	-	-	3,307,500	-	-	3,307,500
5274	Truck	Operations	-	-	3,307,500	-	-	3,307,500
Total Emergency Vehicles			**13,835,810**	**26,749,680**	**31,811,270**	**19,871,740**	**18,600,600**	**110,869,100**
GRANT / DONATION FUNDED VEHICLES								
Utility Task Vehicle (UTV)								
	Utility Task Vehicle	City of Irvine	35,000	-	-	-	-	35,000
UTV Transport Trailer								
	UTV Trailer	City of Irvine	7,000	-	-	-	-	7,000
3/4 Ton Pickup								
	Pickup Utility Heavy Duty	City of Irvine	125,000	-	-	-	-	125,000
	Pickup Utility Heavy Duty	City of Irvine	125,000	-	-	-	-	125,000
Heavy Duty Truck/Tractor								
NEW	Pickup Utility Heavy Duty	US&R	300,000	-	-	-	-	300,000
Total Grant / Donation Funded Vehicles			**592,000**	**-**	**-**	**-**	**-**	**592,000**
SUPPORT VEHICLES								
Utility Task Vehicle (UTV)								
NEW	New	Crews/Equipment	38,000	-	-	-	-	38,000
NEW	New	Crews/Equipment	38,000	-	-	-	-	38,000
IMT Trailer								
NEW	IMT Trailer	IMT	130,000	-	-	-	-	130,000
HazMat Trailer								
NEW	Hazmat Trailer	Hazmat	40,000	-	-	-	-	40,000
UTV Trailer								
NEW	UTV Trailer	Crews/Equipment	6,500	-	-	-	-	6,500
NEW	UTV Trailer	Crews/Equipment	6,500	-	-	-	-	6,500
Hazmat Utility Truck								
NEW	Hazmat Utility Truck	Hazmat	145,000	-	-	-	-	145,000
Boom Lift								
9630	Boom Lift Truck	Training	150,000	-	-	-	-	150,000
Floor Scrubber								
FFS1	Floor Scrubber	Special Ops/Air Ops	50,000	-	-	-	-	50,000
Forklift								
FFL5	Forklift	Crews/Equipment	52,500	-	-	-	-	52,500
Fuel Tender Vehicle								
NEW	New	Air Ops	200,000	-	-	-	-	200,000
Sedan/SUV Mid-to-Full Size Hybrid/Electric								
1000	Mid-Size 4-Door/Hybrid	Pool	-	-	-	75,000	-	75,000
1001	Mid-Size 4-Door/Hybrid	Pool	-	-	-	75,000	-	75,000

ORANGE COUNTY FIRE AUTHORITY
FUND 133 - FIRE APPARATUS
LIST OF VEHICLES (FLEET REPLACEMENTS AND ADDITIONS)

Existing Vehicle Number	Current Vehicle Type	Dept/Section Assigned to:	FY 2024/25	FY 2025/26	FY 2026/27	FY 2027/28	FY 2028/29	5-Year Total
SUV/Pickup/Crossover Mid-Size 1/2 to One Ton								
2171	Mid-Size Vehicle 1/2 Ton	CRR	53,030	-	-	-	-	53,030
2173	Mid-Size Vehicle 1/2 Ton	CRR	53,030	-	-	-	-	53,030
2176	Mid-Size Vehicle 1/2 Ton	CRR	53,030	-	-	-	-	53,030
2304	Mid-Size Vehicle 1/2 Ton	CRR/Fire Prevention	53,030	-	-	-	-	53,030
2309	Mid-Size Vehicle 1/2 Ton	CRR/P&D	53,030	-	-	-	-	53,030
2312	Mid-Size Vehicle 1/2 Ton	CRR/P&D	53,030	-	-	-	-	53,030
3111	Mid-Size Vehicle 1/2 Ton	Corp Comm/CE	53,030	-	-	-	-	53,030
3113	Mid-Size Vehicle 1/2 Ton	CRR	53,030	-	-	-	-	53,030
3114	Mid-Size Vehicle 1/2 Ton	CRR	53,030	-	-	-	-	53,030
3115	Mid-Size Vehicle 1/2 Ton	CRR	53,030	-	-	-	-	53,030
3116	Mid-Size Vehicle 1/2 Ton	CRR	53,030	-	-	-	-	53,030
3117	Mid-Size Vehicle 1/2 Ton	CRR	53,030	-	-	-	-	53,030
3118	Mid-Size Vehicle 1/2 Ton	CRR	53,030	-	-	-	-	53,030
3120	Mid-Size Vehicle 1/2 Ton	CRR	53,030	-	-	-	-	53,030
3121	Mid-Size Vehicle 1/2 Ton	CRR	53,030	-	-	-	-	53,030
3124	Mid-Size Vehicle 1/2 Ton	CRR	53,030	-	-	-	-	53,030
3127	Mid-Size Vehicle 1/2 Ton	Operations	53,030	-	-	-	-	53,030
3130	Mid-Size Vehicle 1/2 Ton	Operations	53,030	-	-	-	-	53,030
3133	Mid-Size Vehicle 1/2 Ton	EMS	53,030	-	-	-	-	53,030
3137	Mid-Size Vehicle 1/2 Ton	Operations	53,030	-	-	-	-	53,030
2175	Mid-Size Vehicle 1/2 Ton	CRR	-	55,680	-	-	-	55,680
2306	Mid-Size Vehicle 1/2 Ton	CRR/P&D	-	55,680	-	-	-	55,680
2340	Mid-Size Vehicle 1/2 Ton	Corp Comm/CAPA	-	55,680	-	-	-	55,680
3119	Mid-Size Vehicle 1/2 Ton	CRR	-	55,680	-	-	-	55,680
3138	Mid-Size Vehicle 1/2 Ton	ECC	-	55,680	-	-	-	55,680
3139	Mid-Size Vehicle 1/2 Ton	Operations	-	55,680	-	-	-	55,680
2000	Mid-Size Vehicle 1/2 Ton	CRR/Pre-Fire	-	55,680	-	-	-	55,680
2001	Mid-Size Vehicle 1/2 Ton	CRR/P&D	-	55,680	-	-	-	55,680
2002	Mid-Size Vehicle 1/2 Ton	CRR/Pre-Fire	-	55,680	-	-	-	55,680
2003	Mid-Size Vehicle 1/2 Ton	CRR/Pre-Fire	-	55,680	-	-	-	55,680
2004	Mid-Size Vehicle 1/2 Ton	CRR/P&D	-	55,680	-	-	-	55,680
2005	Mid-Size Vehicle 1/2 Ton	CRR/P&D	-	55,680	-	-	-	55,680
2006	Mid-Size Vehicle 1/2 Ton	CRR/Pre-Fire	-	55,680	-	-	-	55,680
2007	Mid-Size Vehicle 1/2 Ton	EMS	-	55,680	-	-	-	55,680
3112	Mid-Size Vehicle 1/2 Ton	CRR	-	-	58,460	-	-	58,460
3134	Mid-Size Vehicle 1/2 Ton	Operations	-	-	58,460	-	-	58,460
3140	Mid-Size Vehicle 1/2 Ton	EMS	-	-	58,460	-	-	58,460
3468	Mid-Size Vehicle 1/2 Ton	Logistics/Fleet	-	-	58,460	-	-	58,460
2008	Mid-Size Vehicle 1/2 Ton	CRR/Pre-Fire	-	-	58,460	-	-	58,460
2009	Mid-Size Vehicle 1/2 Ton	Pool Vehicle	-	-	58,460	-	-	58,460
2010	Mid-Size Vehicle 1/2 Ton	EMS	-	-	58,460	-	-	58,460
2172	Mid-Size Vehicle 1/2 Ton	CRR	-	-	-	61,380	-	61,380
2305	Mid-Size Vehicle 1/2 Ton	CRR/Field Services	-	-	-	61,380	-	61,380
2307	Mid-Size Vehicle 1/2 Ton	CRR/Wildfire	-	-	-	61,380	-	61,380
2308	Mid-Size Vehicle 1/2 Ton	CRR/Field Services	-	-	-	61,380	-	61,380
2310	Mid-Size Vehicle 1/2 Ton	CRR/Field Services	-	-	-	61,380	-	61,380
2311	Mid-Size Vehicle 1/2 Ton	CRR/Field Services	-	-	-	61,380	-	61,380
2313	Mid-Size Vehicle 1/2 Ton	CRR/P&D	-	-	-	61,380	-	61,380
2314	Mid-Size Vehicle 1/2 Ton	CRR/Field Services	-	-	-	61,380	-	61,380
2315	Mid-Size Vehicle 1/2 Ton	CRR/P&D	-	-	-	61,380	-	61,380
3142	Mid-Size Vehicle 1/2 Ton	Ops Support	-	-	-	61,380	-	61,380
4102	Mid-Size Vehicle 1/2 Ton	Corp Comm/CE	-	-	-	61,380	-	61,380
2011	Mid-Size Vehicle 1/2 Ton	Pool Vehicle	-	-	-	61,380	-	61,380
2012	Mid-Size Vehicle 1/2 Ton	Pool Vehicle	-	-	-	61,380	-	61,380
2013	Mid-Size Vehicle 1/2 Ton	EMS	-	-	-	61,380	-	61,380
2014	Mid-Size Vehicle 1/2 Ton	Logistics/Prop Mgmt	-	-	-	61,380	-	61,380
2015	Mid-Size Vehicle 1/2 Ton	Pool Vehicle	-	-	-	61,380	-	61,380
2016	Mid-Size Vehicle 1/2 Ton	CRR/Pre-Fire	-	-	-	61,380	-	61,380
2017	Mid-Size Vehicle 1/2 Ton	CRR/P&D	-	-	-	61,380	-	61,380
2018	Mid-Size Vehicle 1/2 Ton	Corp Comm/CAPA	-	-	-	61,380	-	61,380
2019	Mid-Size Vehicle 1/2 Ton	Corp Comm/CAPA	-	-	-	61,380	-	61,380
2020	Mid-Size Vehicle 1/2 Ton	Corp Comm/CAPA	-	-	-	61,380	-	61,380
2021	Mid-Size Vehicle 1/2 Ton	Corp Comm/CAPA	-	-	-	61,380	-	61,380

ORANGE COUNTY FIRE AUTHORITY
FUND 133 - FIRE APPARATUS
LIST OF VEHICLES (FLEET REPLACEMENTS AND ADDITIONS)

Existing Vehicle Number	Current Vehicle Type	Dept/Section Assigned to:	FY 2024/25	FY 2025/26	FY 2026/27	FY 2027/28	FY 2028/29	5-Year Total
3136	Mid-Size Vehicle 1/2 Ton	OPS Training & Suppo	-	-	-	-	64,500	64,500
2160	Mid-Size Vehicle 1/2 Ton	CRR	-	-	-	-	64,500	64,500
3125	Mid-Size Vehicle 1/2 Ton	Operations	-	-	-	-	64,500	64,500
3126	Mid-Size Vehicle 1/2 Ton	Operations	-	-	-	-	64,500	64,500
3128	Mid-Size Vehicle 1/2 Ton	Operations	-	-	-	-	64,500	64,500
3129	Mid-Size Vehicle 1/2 Ton	Operations	-	-	-	-	64,500	64,500
3131	Mid-Size Vehicle 1/2 Ton	Operations	-	-	-	-	64,500	64,500
3132	Mid-Size Vehicle 1/2 Ton	Operations	-	-	-	-	64,500	64,500
3141	Mid-Size Vehicle 1/2 Ton	Operations	-	-	-	-	64,500	64,500
2109	Mid-Size Vehicle 1/2 Ton	Pool Vehicle	-	-	-	-	64,500	64,500
2110	Mid-Size Vehicle 1/2 Ton	Logistics/Prop Mgmt	-	-	-	-	64,500	64,500
2111	Mid-Size Vehicle 1/2 Ton	CRR/Pre-Fire	-	-	-	-	64,500	64,500
2112	Mid-Size Vehicle 1/2 Ton	Pool Vehicle	-	-	-	-	64,500	64,500
2113	Mid-Size Vehicle 1/2 Ton	Corp Comm/CAPA	-	-	-	-	64,500	64,500
2114	Mid-Size Vehicle 1/2 Ton	CRR/P&D	-	-	-	-	64,500	64,500
2115	Mid-Size Vehicle 1/2 Ton	CRR/P&D	-	-	-	-	64,500	64,500
2116	Mid-Size Vehicle 1/2 Ton	CRR/P&D	-	-	-	-	64,500	64,500
2117	Mid-Size Vehicle 1/2 Ton	CRR/P&D	-	-	-	-	64,500	64,500
2118	Mid-Size Vehicle 1/2 Ton	CRR/P&D	-	-	-	-	64,500	64,500
2119	Mid-Size Vehicle 1/2 Ton	CRR/P&D	-	-	-	-	64,500	64,500
NEW	Mid-Size Vehicle 1/2 Ton	Admin Captains	83,110				-	83,110
SUV/Pickup, Full Size, 2x4 or 4x4								
3050	Pick-up HD Tire Trk	Logistics/Feet Services	100,000	-	-	-	-	100,000
2359	SUV Full Size 4x4	Investigations	75,000	-	-	-	-	75,000
2337	SUV Full Size 4x4	EPAC	-	-	-	-	90,000	90,000
2338	SUV Full Size 4x4	CRR/Pre-Fire	-	-	-	-	90,000	90,000
2342	SUV Full Size 4x4	Pool	-	-	-	-	90,000	90,000
2339	SUV Full Size 4x4	Logistics/Prop Mgmt	-	-	-	-	90,000	90,000
3143	SUV Full-Size 4x4	CRR/Pre-Fire	-	109,280	-	-	-	109,280
Pickup Reg./Crew Cab 3/4 Ton Minimum								
3334	Pickup Utility 3/4 Ton	Special Ops/US&R 12	126,880	-	-	-	-	126,880
Service Truck - Light								
NEW	Service Truck - Light	Logistics/Fleet	217,480	-	-	-	-	217,480
NEW	Service Truck - Light	Logistics/Fleet	-	228,350	-	-	-	228,350
NEW	Service Truck - Light	Logistics/Fleet	-	-	239,770	-	-	239,770
NEW	Service Truck - Light	Logistics/Fleet	-	-	-	251,800	-	251,800
NEW	Service Truck - Light	Logistics/Fleet	-	-	-	-	264,400	264,400
Van-Transit								
4103	Transit Connect	CRR/Plan Dev	-	47,300	-	-	-	47,300
4328	Transit Connect	CRR/Plan Dev	-	47,300	-	-	-	47,300
4329	Transit Connect	EMS	-	47,300	-	-	-	47,300
4330	Transit Connect	EMS	-	47,300	-	-	-	47,300
4331	Transit Connect	EMS	-	47,300	-	-	-	47,300
4332	Transit Connect	EMS	-	47,300	-	-	-	47,300
4333	Transit Connect	EMS	-	47,300	-	-	-	47,300
4334	Transit Connect	EMS	-	47,300	-	-	-	47,300
Total Support Vehicles			**2,519,570**	**1,495,550**	**648,990**	**1,752,160**	**1,914,400**	**8,330,670**
TOTAL VEHICLES			**$16,947,380**	**$28,245,230**	**$32,460,260**	**$21,623,900**	**$20,515,000**	**$119,791,770**

AIR UTILITY VEHICLE (EMERGENCY)

Project Priority: A
Project Type: Vehicle Replacement
Project Management: Fleet Services

Project Description: The air utility vehicle brings to the fire scene a cache of self-contained breathing apparatus and air cylinders. It also provides on-scene lighting. This apparatus has a built-in compressor that can fill the self-contained breathing apparatus cylinders at the emergency scene. This project is for the replacement of one air utility vehicle in FY 2026/27.

Vehicle replacement evaluation is based on the following criteria:

- Actual miles of the vehicles
- Actual years of operation compared to expected years
- Evaluation of mechanical condition by the Fleet Services Manager
- Evaluation of the maintenance costs by the Fleet Services Manager

The age and mileage targets for air utility vehicles are 15 years and/or 120,000 miles. The projection for the replacement of this vehicle is based on age. However, mileage will be reviewed before a purchase is made, and the purchase may be deferred if warranted.

Project Status: Purchase to occur in FY 2026/27.

Fiscal Years:	2024/25	2025/26	2026/27	2027/28	2028/29	5 Year Total
Budget:			$714,470			$714,470

Impact on Operating Budget: The replacement of older vehicles with high mileage reduces maintenance costs in the operating budget.

BATTALION UTILITY VEHICLE (EMERGENCY)

Project Priority: A
Project Type: Vehicle Replacement
Project Management: Fleet Services

Project Description: Each of the ten battalions is assigned a utility vehicle. Approximately forty percent of the vehicle cost is for equipment which includes cell phones, Mobile Data Computers (MDCs), and a slide-out working station to manage any large incident. This project is for the replacement of six units in FY 2026/27, and six additional units in FY 2027/28.

Vehicle replacement evaluation is based on the following criteria:

- Actual miles of the vehicles
- Actual years of operation compared to expected years
- Evaluation of mechanical condition by the Fleet Services Manager
- Evaluation of the maintenance costs by the Fleet Services Manager

The age and mileage targets for Battalion Chief utility vehicles are five years and/or 120,000 miles. The projections for the replacement of these vehicles are based on age. However, mileage will be reviewed before a purchase is made, and the purchase may be deferred if warranted.

Project Status: Purchases to occur in FY 2026/27 and FY 2027/28.

Fiscal Years:	2024/25	2025/26	2026/27	2027/28	2028/29	5 Year Total
Budget:			$674,460	$714,660		$1,389,120

Impact on Operating Budget: The replacement of older vehicles with high mileage reduces downtime and maintenance costs in the operating budget. Once off warranty, the annual estimated maintenance cost is estimated at $2,000 per unit.

COMPRESSED AIR FOAM SYSTEM (CAFS) PATROL VEHICLE – TYPE 6 (EMERGENCY)

Project Priority: A
Project Type: Vehicle Replacement
Project Management: Fleet Services

Project Description: The CAFS unit carries hose, water, and a skid mounted pump. The system injects air making a very rich foam allowing the crews to pretreat buildings and vegetation in the line of fire. This unit also has the ability to pump and roll. The CAFS unit is primarily for urban interface firefighting and rescue operations. These units are smaller by design to maneuver on truck trails and rural areas.

Vehicle replacement evaluation is based on the following criteria:

- Actual miles of the vehicles
- Actual years of operation compared to expected years
- Evaluation of mechanical condition by the Fleet Services Manager
- Evaluation of the maintenance costs by the Fleet Services Manager

The age and mileage targets for CAFS units are 20 years and/or 120,000 miles. The projections for the replacement of these vehicles are based on age. However, mileage will be reviewed before a purchase is made, and the purchase may be deferred if warranted.

Project Status: Purchase to occur in FY 2026/27 and 2027/28.

Fiscal Years:	2024/25	2025/26	2026/27	2027/28	2028/29	5 Year Total
Budget:			$1,427,720	$857,180		$2,284,900

Impact on Operating Budget: The replacement of older vehicles with high mileage reduces downtime and maintenance costs in the operating budget.

ENGINE – TYPE I (EMERGENCY)

Project Priority: A
Project Type: Vehicle Replacement
Project Management: Fleet Services

Project Description: The Type I engine carries hose, water, and a pump used primarily for structure fires. Most fire stations contain one or more of these units.

Vehicle replacement evaluation is based on the following criteria:

- Actual miles of the vehicles
- Actual years of operation compared to expected years
- Evaluation of mechanical condition by the Fleet Services Manager
- Evaluation of the maintenance costs by the Fleet Services Manager

The age and mileage targets for Type I engines are 12 years and/or 120,000 miles. The projections for the replacement of these vehicles are based on age. However, mileage will be reviewed before a purchase is made, and the purchase may be deferred if warranted.

Project Status: Purchases to occur annually.

Fiscal Years:	2024/25	2025/26	2026/27	2027/28	2028/29	5 Year Total
Budget:	$3,918,810	$6,858,000	$12,961,620	$14,936,400	$15,683,400	$54,358,230

Impact on Operating Budget: The replacement of older vehicles with high mileage reduces downtime and maintenance costs in the operating budget.

ENGINE – TYPE III (EMERGENCY)

Project Priority: A
Project Type: Vehicle Replacement
Project Management: Fleet Services

Project Description: The Type III engine carries hose, water and a skid mounted pump, giving the apparatus the capability to pump while driving. The unit's primary objective is for off-road wildland firefighting and rescue operations. These engines are smaller by design to maneuver on truck trails and rural areas.

Vehicle replacement evaluation is based on the following criteria:

- Actual miles of the vehicles
- Actual years of operation compared to expected years
- Evaluation of mechanical condition by the Fleet Services Manager
- Evaluation of the maintenance costs by the Fleet Services Manager

The age and mileage targets for Type III engines are 20 years and/or 120,000 miles. The projections for the replacement of these vehicles are based on age. However, mileage will be reviewed before a purchase is made, and the purchase may be deferred if warranted.

Project Status: Purchases to occur in various years.

Fiscal Years:	2024/25	2025/26	2026/27	2027/28	2028/29	5 Year Total
Budget:		$2,520,000	$2,646,000	$2,778,000	$2,917,200	$10,861,200

Impact on Operating Budget: The replacement of older vehicles with high mileage reduces maintenance costs in the operating budget.

SUV/PICKUP, FULL SIZE, 2X4 OR 4X4 (EMERGENCY)

Project Priority: A
Project Type: Vehicle Replacement
Project Management: Fleet Services

Project Description: The full-size SUV or Pickup vehicle is used by various departments. This project is for the purchase of 10 new vehicles over the next four years.

Future replacement evaluation is based on the following criteria:

- Actual miles of the vehicles
- Actual years of operation compared to expected years
- Evaluation of mechanical condition by the Fleet Services Manager
- Evaluation of the maintenance costs by the Fleet Services Manager

The age and mileage targets for full-size 4-door vehicles are seven years and/or 120,000 miles. The projections for the replacement of these vehicles are based on age. However, mileage will be reviewed before a replacement is made and may be deferred if warranted.

Project Status: Purchases to occur in various years.

Fiscal Years:	2024/25	2025/26	2026/27	2027/28	2028/29	5 Year Total
Budget:	$589,800		$85,000	$85,500		$760,300

Impact on Operating Budget: The addition of this vehicle to the fleet will increase maintenance costs in the operating budget. Once off warranty, the annual estimated maintenance cost will be $2,000 per unit.

HEAVY WRECKER (EMERGENCY)

Project Priority: A
Project Type: Vehicle Addition
Project Management: Fleet Services

Project Description: The Heavy Wrecker is a specialized apparatus for use during significant or "over the side" traffic collisions. The unit is equipped with a boom lift, and carries vehicle accident rescue and extraction equipment.

Vehicle replacement evaluation is based on the following criteria:

- Actual miles of the vehicles
- Actual years of operation compared to expected years
- Evaluation of mechanical condition by the Fleet Services Manager
- Evaluation of the maintenance costs by the Fleet Services Manager

The age and mileage targets for the Heavy Wrecker unit is 20 years and/or 120,000 miles. The projections for the replacement of these vehicles are based on age. However, mileage will be reviewed before a purchase is made, and the purchase may be deferred if warranted.

Project Status: This vehicle may be acquired as new or used, with purchase to occur in FY 2025/26.

Fiscal Years:	2024/25	2025/26	2026/27	2027/28	2028/29	5 Year Total
Budget:		$750,000				$750,000

Impact on Operating Budget: The addition of a vehicle will increase maintenance costs in the operating budget. The annual maintenance cost for this vehicle is estimated at $7,500 to $10,000 annually.

INVESTIGATOR TRUCK ¾ TON (EMERGENCY)

Project Priority: A
Project Type: Vehicle Replacement
Project Management: Fleet Services

Project Description: The Investigator Truck is a pickup utility ¾ ton (minimum) unmarked unit that is used for daily operations in the investigations section and for undercover operations when needed.

Future replacement evaluation is based on the following criteria:

- Actual miles of the vehicles
- Actual years of operation compared to expected years
- Evaluation of mechanical condition by the Fleet Services Manager
- Evaluation of the maintenance costs by the Fleet Services Manager

The age and mileage targets for pickup utility ¾ ton vehicles are seven years and/or 120,000 miles. The projections for the replacement of these vehicles are based on age. However, mileage will be reviewed before a purchase is made, and the purchase may be deferred if warranted.

Project Status: Purchase to occur in various years.

Fiscal Years:	2024/25	2025/26	2026/27	2027/28	2028/29	5 Year Total
Budget:	$260,000		$72,000			$332,000

Impact on Operating Budget: The addition of a vehicle will increase maintenance costs in the operating budget. Once off warranty, the annual estimated maintenance cost will be $2,000 per unit. The replacement of older vehicles with high mileage reduces downtime and maintenance costs in the operating budget.

PARAMEDIC SQUAD VEHICLE (EMERGENCY)

Project Priority: A
Project Type: Vehicle Replacement
Project Management: Fleet Services

Project Description: This unit carries a full complement of advanced life support (ALS) paramedic equipment. This project is for the replacement of three paramedic squads in FY 2025/26.

Vehicle replacement evaluation is based on the following criteria:

- Actual miles of the vehicles
- Actual years of operation compared to expected years
- Evaluation of mechanical condition by the Fleet Services Manager
- Evaluation of the maintenance costs by the Fleet Services Manager

The age and mileage targets for paramedic squads are five years and/or 120,000 miles. The projections for the replacement of these vehicles are based on age. However, mileage will be reviewed before a purchase is made, and the purchase may be deferred if warranted.

Project Status: Purchases to occur in FY 2025/26.

Fiscal Years:	2024/25	2025/26	2026/27	2027/28	2028/29	5 Year Total
Budget:		$871,680				$871,680

Impact on Operating Budget: The replacement of older vehicles with high mileage reduces downtime and maintenance costs in the operating budget.

PICKUP UTILITY ¾ -1 TON (EMERGENCY)

Project Priority: A
Project Type: Vehicle Replacement and Additions
Project Management: Fleet Services

Project Description: The pickup utility ¾ ton unit is used by Operations as a support vehicle.

Future replacement evaluation is based on the following criteria:

- Actual miles of the vehicles
- Actual years of operation compared to expected years
- Evaluation of mechanical condition by the Fleet Services Manager
- Evaluation of the maintenance costs by the Fleet Services Manager

The age and mileage targets for pickup utility ¾ ton vehicles are seven years and/or 120,000 miles. The projections for the replacement of these vehicles are based on age. However, mileage will be reviewed before a purchase is made, and the purchase may be deferred if warranted.

Project Status: Purchase to occur in FY 2024/25 and FY 2027/28.

Fiscal Years:	2024/25	2025/26	2026/27	2027/28	2028/29	5 Year Total
Budget:	$67,200			$300,000		$367,200

Impact on Operating Budget: The addition of a vehicle will increase maintenance costs in the operating budget. Once off warranty, the annual estimated maintenance cost will be $2,000 per unit. The replacement of older vehicles with high mileage reduces downtime and maintenance costs in the operating budget.

TRACTOR (EMERGENCY)

Project Priority: B
Project Type: Vehicle Replacement
Project Management: Fleet Services

Project Description: The tractor is used by support personnel to transport utility and equipment trailers to various locations, including command centers during emergency events.

The current unit has reached the end of its serviceable life due to age and use and requires replacement.

Future replacement is based on the following criteria:

- Actual hours of the vehicle
- Actual years of operation compared to expected years
- Evaluation of mechanical condition and maintenance costs by the Fleet Services Manager

The anticipated service life for a tractor is 10 years, however, service and repair costs are reviewed before a replacement is made, and the service life may be extended if warranted.

Project Status: Purchase to occur in FY 2027/28.

Fiscal Years:	2024/25	2025/26	2026/27	2027/28	2028/29	5 Year Total
Budget:				$200,000		$200,000

Impact on Operating Budget: The replacement of older units reduces downtime and maintenance costs in the operating budget.

TRUCK (EMERGENCY)

Project Priority: A
Project Type: Vehicle Replacement
Project Management: Fleet Services

Project Description: The Truck Apparatus is used to provide search and rescue, roof ventilation, elevated water streams, salvage, and overhaul operations. These vehicles also carry all the applicable tools needed for these tasks. Depending on the station assignment and requirements determined by the Apparatus Committee, OCFA Truck Apparatus may be configured with or without tiller steering, a mid or rear-mount ladder with arial reach of approximately 100 feet, a 300-gallon or greater capacity water tank, and a fire pump similar to a fire engine.

Vehicle replacement evaluation is based on the following criteria:

- Actual miles of the vehicles
- Actual years of operation compared to expected years
- Evaluation of mechanical condition by the Fleet Services Manager
- Evaluation of the maintenance costs by the Fleet Services Manager

Project Status: Purchases to occur in various years.

Fiscal Years:	2024/25	2025/26	2026/27	2027/28	2028/29	5 Year Total
Budget:	$9,000,000	$15,750,000	$13,230,000			$37,980,000

Impact on Operating Budget: The replacement of older vehicles with high mileage reduces maintenance costs in the operating budget. Once off warranty, the estimated annual maintenance cost will be $7,000 per unit.

UTILITY TASK VEHICLE (DONATION FUNDED)

Project Priority: A
Project Type: Vehicle Addition
Project Management: Fleet Services

Project Description: Utility Task Vehicles, or UTVs, are used as support vehicles for on-site transportation of personnel and supplies in support of operations. The unit included in this project is to augment services for the City of Irvine and is funded by a donation.

Future replacement evaluation is based on the following criteria:

- Actual years of operation compared to expected years
- Evaluation of mechanical condition by the Fleet Services Manager
- Evaluation of the maintenance costs by the Fleet Services Manager

The replacement age target for UTV units is 10 years. However, the service and repair costs will be reviewed before a replacement is made and may be deferred if warranted.

Project Status: Purchase to occur in FY 2024/25.

Fiscal Years:	2024/25	2025/26	2026/27	2027/28	2028/29	5 Year Total
Budget:	$35,000					$35,000

Impact on Operating Budget: The addition of these units to the fleet will increase maintenance costs in the operating budget. The annual maintenance cost will be approximately $1,000.

UTV TRANSPORT TRAILERS (DONATION FUNDED)

Project Priority: A
Project Type: Vehicle Addition
Project Management: Fleet Services

Project Description:
Utility Task Vehicles, or UTVs, are used as support vehicles for on-site transportation of personnel and supplies in support of operations. This project will purchase a transport trailer for the Utility Task Vehicle proposed in the FY 2024/25 CIP to augment services for the City of Irvine and is funded by a donation.

Future replacement evaluation is based on the following criteria:

- Actual years of operation compared to expected years
- Evaluation of mechanical condition by the Fleet Services Manager
- Evaluation of the maintenance costs by the Fleet Services Manager

The replacement age target for UTV units is 10 years however, the service and repair costs will be reviewed before a replacement is made and may be deferred if warranted.

Project Status: Purchase to occur in FY 2024/25.

Fiscal Years:	2024/25	2025/26	2026/27	2027/28	2028/29	5 Year Total
Budget:	$7,000					$7,000

Impact on Operating Budget: The addition of these units to the fleet will increase maintenance costs in the operating budget. The annual maintenance cost will be approximately $500 per unit.

¾ TON PICKUP (DONATION FUNDED)

Project Priority: A
Project Type: Vehicle Addition
Project Management: Fleet Services

Project Description: These vehicles are used as support vehicles for on-site transportation of personnel and supplies in support of operations. The two units included in this project are to augment services for the City of Irvine and are funded by a donation.

Future replacement evaluation is based on the following criteria:

- Actual years of operation compared to expected years
- Evaluation of mechanical condition by the Fleet Services Manager
- Evaluation of the maintenance costs by the Fleet Services Manager

The replacement age target for ¾ ton pickup units is 10 years. However, the service and repair costs will be reviewed before a replacement is made and may be deferred if warranted.

Project Status: Purchase to occur in FY 2024/25.

Fiscal Years:	2024/25	2025/26	2026/27	2027/28	2028/29	5 Year Total
Budget:	$250,000					$250,000

Impact on Operating Budget: The addition of these units to the fleet will increase maintenance costs in the operating budget. The annual maintenance cost will be approximately $1,000.

HEAVY DUTY TRUCK/TRACTOR (GRANT FUNDED)

Project Priority: A
Project Type: Vehicle Addition
Project Management: Fleet Services

Project Description: This is an addition to the OCFA Urban Search & Rescue (USAR) grant funded vehicles for deployment to a disaster area. Its primary use is for hauling mobile operations command staff and equipment / supply trailers in support of OCFA/US&R California Task Force Five (CA-TF5) responding to natural and man-made disasters within the Continental United States.

Future replacement is based on the following criteria:

- Actual hours of the vehicle
- Actual years of operation compared to expected years
- Evaluation of mechanical condition and maintenance costs by the Fleet Services Manager

The anticipated service life for a tractor is 10 years, however, service and repair costs are reviewed before a replacement is made, and the service life may be extended if warranted.

Project Status: Purchase to occur in FY 2024/25.

Fiscal Years:	2024/25	2025/26	2026/27	2027/28	2028/29	5 Year Total
Budget:	$300,000					$300,000

Impact on Operating Budget: The maintenance cost for this class of vehicle is estimated at $5,000 annually.

UTILITY TASK VEHICLE (SUPPORT)

Project Priority: A
Project Type: Vehicle Addition
Project Management: Fleet Services

Project Description: Beginning with Fiscal Year 2022/23, the Authority received State funding for a second permanent Fire Hand Crew, providing an improved ability to respond to wildfires throughout the year, implement high priority fuel reduction projects to protect communities from wildfire, and participate in prescribed fire projects to achieve more resilient landscapes.

This project will purchase two Utility Task Vehicles (UTVs) proposed in the FY 2024/25 CIP, providing on-site transportation of personnel and supplies of the Special Operations Fire Hand Crews.

Future replacement evaluation is based on the following criteria:

- Actual years of operation compared to expected years
- Evaluation of mechanical condition by the Fleet Services Manager
- Evaluation of the maintenance costs by the Fleet Services Manager

The replacement age target for UTV units is 10 years. However, the service and repair costs will be reviewed before a replacement is made and may be deferred if warranted.

Project Status: Purchase to occur in FY 2024/25.

Fiscal Years:	2024/25	2025/26	2026/27	2027/28	2028/29	5 Year Total
Budget:	$76,000					$76,000

Impact on Operating Budget: The addition of these units to the fleet will increase maintenance costs in the operating budget. The annual maintenance cost will be approximately $1,000.

INCIDENT MANAGEMENT TEAM TRAILER (SUPPORT)

Project Priority: A
Project Type: Vehicle Addition
Project Management: Fleet Services

Project Description: This project is for the purchase of a trailer unit or retrofit of an existing unit for support of the Incident Management Team. The trailer will provide storage and rapid deployment of equipment to major incident base-camps and training events.

Project Status: The trailer is anticipated to be purchased in FY 2024/25.

Fiscal Years:	2024/25	2025/26	2026/27	2027/28	2028/29	5 Year Total
Budget:	$130,000					$130,000

Impact on Operating Budget: The addition of a vehicle will increase maintenance costs in the operating budget. The annual maintenance cost for the trailer is estimated at $1,000 annually.

HAZMAT TRAILER (SUPPORT)

Project Priority: A
Project Type: Vehicle Addition
Project Management: Fleet Services

Project Description: The HazMat Equipment Trailer will be used to deliver HazMat response team "Cache" to incidents. This equipment will be stored in the trailer so that it is pre-staged and ready for rapid deployment in the event of a incident.

Project Status: The trailer is anticipated to be purchased in FY 2024/25.

Fiscal Years:	2024/25	2025/26	2026/27	2027/28	2028/29	5-Yr. Total
Budget:	$40,000					$40,000

Impact on Operating Budget: The addition of a vehicle will increase maintenance costs in the operating budget. The annual maintenance cost for the trailer is estimated at $1,000 annually.

UTV TRAILERS (SUPPORT)

Project Priority: A
Project Type: Vehicle Addition
Project Management: Fleet Services

Project Description:
Beginning with Fiscal Year 2022-2023, the Authority received State funding for a second permanent Fire Hand Crew, providing an improved ability to respond to wildfires throughout the year, implement high priority fuel reduction projects to protect communities from wildfire, and participate in prescribed fire projects to achieve more resilient landscapes. This project will purchase transport trailers for the two Utility Task Vehicles proposed in the FY 2024/25 CIP, providing on-site transportation of personnel and supplies.

Future replacement evaluation is based on the following criteria:

- Actual years of operation compared to expected years
- Evaluation of mechanical condition by the Fleet Services Manager
- Evaluation of the maintenance costs by the Fleet Services Manager

The replacement age target for UTV units is 10 years however, the service and repair costs will be reviewed before a replacement is made and may be deferred if warranted.

Project Status: Purchase to occur in FY 2024/25.

Fiscal Years:	2024/25	2025/26	2026/27	2027/28	2028/29	5 Year Total
Budget:	$13,000					$13,000

Impact on Operating Budget: The addition of these units to the fleet will increase maintenance costs in the operating budget. The annual maintenance cost will be approximately $500 per unit.

HAZMAT UTILITY TRUCK (SUPPORT)

Project Priority: A
Project Type: Vehicle Addition
Project Management: Fleet Services

Project Description: The project provides a utility pickup truck for use by the HazMat unit.

Vehicle replacement evaluation is based on the following criteria:

- Actual years of operation compared to expected years
- Evaluation of mechanical condition by the Fleet Services Manager
- Evaluation of the maintenance costs by the Fleet Services Manager

The age target for dozers and dozer tractor/transport trailers is 20 years. The projection for the replacement of this vehicle is based on age.

Project Status: Purchase to occur in FY 2024/25.

Fiscal Years:	2024/25	2025/26	2026/27	2027/28	2028/29	5 Year Total
Budget:	$145,000					$145,000

Impact on Operating Budget: The addition of a vehicle will increase maintenance costs in the operating budget. The annual maintenance cost for each of these vehicles is estimated at $5,000 annually.

BOOM LIFT (SUPPORT)

Project Priority: A
Project Type: Vehicle Replacement
Project Management: Fleet Services

Project Description: The boom-lift truck is used by Training Operations to maneuver and load training equipment, such as fire props.

The current unit has reached the end of its serviceable life due to age and use and requires replacement.

Future replacement is based on the following criteria:

- Actual hours of the vehicle
- Actual years of operation compared to expected years
- Evaluation of mechanical condition and maintenance costs by the Fleet Services Manager

The anticipated service life for a tractor is 10 years, however, service and repair costs are reviewed before a replacement is made, and the service life may be extended if warranted.

Project Status: Purchase to occur in FY 2024/25.

Fiscal Years:	2024/25	2025/26	2026/27	2027/28	2028/29	5 Year Total
Budget:	$150,000					$150,000

Impact on Operating Budget: The replacement of older units reduces downtime and maintenance costs in the operating budget.

FLOOR SCRUBBER (SUPPORT)

Project Priority: A
Project Type: Vehicle Replacement
Project Management: Fleet Services

Project Description: The floor scrubber is used to keep the hangar at the Fullerton airport clean. The current scrubber is 23 years old.

Future replacement evaluation is based on the following criteria:

- Actual hours of use
- Actual years of operation compared to expected years
- Evaluation of mechanical condition by the Fleet Services Manager
- Evaluation of the maintenance costs by the Fleet Services Manager

Project Status: Purchase to occur in FY 2024/25.

Fiscal Years:	2024/25	2025/26	2026/27	2027/28	2028/29	5 Year Total
Budget:	$50,000					$50,000

Impact on Operating Budget: The replacement of an older unit reduces downtime and maintenance costs in the operating budget.

FORKLIFT (SUPPORT)

Project Priority: A
Project Type: Vehicle Addition and Replacement
Project Management: Fleet Services

Project Description: The forklifts currently in the OCFA fleet get used for support in the Service Center, Fleet Services, Crews and Equipment, Air Operations, and Communication Services.

All six current Fleet Services forklifts need replacement due to age. Two additional units are needed to support warehouse facilities, which will prevent the need for long term rentals.

Future replacement evaluation is based on the following criteria:

- Actual hours of the vehicles
- Actual years of operation compared to expected years
- Evaluation of mechanical condition by the Fleet Services Manager
- Evaluation of the maintenance costs by the Fleet Services Manager

The age target for a forklift is 10 years. However, the service and repair costs will be reviewed before a replacement is made and may be deferred if warranted.

Project Status: Purchase to occur in FY 2024/25.

Fiscal Years:	2024/25	2025/26	2026/27	2027/28	2028/29	5 Year Total
Budget:	$52,500					$52,500

Impact on Operating Budget: The replacement of older units reduces downtime and maintenance costs in the operating budget.

FUEL TENDER (SUPPORT)

Project Priority: A
Project Type: Vehicle Addition
Project Management: Fleet Services

Project Description: This project would provide a fuel tender truck for the expanded Air Operations section. The truck carries five hundred gallons of gasoline and five hundred gallons of diesel fuel and is used for emergency and remote fueling of aircraft, vehicles and apparatus.

Vehicle replacement evaluation is based on the following criteria:

- Actual years of operation compared to expected years
- Evaluation of mechanical condition by the Fleet Services Manager
- Evaluation of the maintenance costs by the Fleet Services Manager

The age target for dozers and dozer tractor/transport trailers is 20 years. The projection for the replacement of this vehicle is based on age.

Project Status: Purchase to occur in FY 2024/25.

Fiscal Years:	2024/25	2025/26	2026/27	2027/28	2028/29	5 Year Total
Budget:	$200,000					$200,000

Impact on Operating Budget: The addition of a vehicle will increase maintenance costs in the operating budget. The annual maintenance cost for each of these vehicles is estimated at $2,000 annually.

SEDAN/SUV MID-TO-FULL SIZE HYBRID/ELECTRIC (SUPPORT)

Project Priority: A
Project Type: Vehicle Replacement
Project Management: Fleet Services

Project Description: The mid-size 4-door vehicle is used by a variety of management and supervisory staff that need the versatility of a 4-door vehicle to complete their specific assignments and support the operations of their respective sections. The body and drive type for mid-size 4-door vehicles was updated beginning in FY 2022/23 to include plug-in hybrid or all-electric, and either sedan or SUV, depending on cost effectiveness and availability.

Vehicle replacement evaluation is based on the following criteria:

- Actual miles of the vehicles
- Actual years of operation compared to expected years
- Evaluation of mechanical condition by the Fleet Services Manager
- Evaluation of the maintenance costs by the Fleet Services Manager

The age and mileage targets for mid-size 4-door vehicles are seven years and/or 120,000 miles. The projections for the replacement of these vehicles are based on age. However, mileage will be reviewed before a purchase is made, and the purchase may be deferred if warranted.

Project Status: Purchase to occur in FY 2027/28.

Fiscal Years:	2024/25	2025/26	2026/27	2027/28	2028/29	5 Year Total
Budget:				$150,000		$150,000

Impact on Operating Budget: The replacement of older vehicles with high mileage reduces downtime and maintenance costs in the operating budget. Once off warranty, the estimated annual maintenance cost will be $1,300 per unit.

SUV/PICKUP/CROSSOVER MID-SIZE ½ TO 1 TON (SUPPORT)

Project Priority: A
Project Type: Vehicle Addition and Replacement
Project Management: Fleet Services

Project Description: The mid-size SUV/Pickup/ Crossover vehicle is used for fire station support and various Operations support.

Future replacement evaluation is based on the following criteria:

- Actual miles of the vehicles
- Actual years of operation compared to expected years
- Evaluation of mechanical condition by the Fleet Services Manager
- Evaluation of the maintenance costs by the Fleet Services Manager

The age and mileage targets for full-size 4-door vehicles are seven years and/or 120,000 miles. The projections for the replacement of these vehicles are based on age. However, mileage will be reviewed before a replacement is made, and may be deferred if warranted.

Project Status: Purchases to occur annually.

Fiscal Years:	2024/25	2025/26	2026/27	2027/28	2028/29	5 Year Total
Budget:	$1,143,710	$779,520	$409,220	$1,350,360	$1,290,000	$4,972,810

Impact on Operating Budget: The addition of this vehicle to the fleet will increase maintenance costs in the operating budget. Once off warranty, the annual estimated maintenance cost will be $1,300 per unit. The replacement of older vehicles with high mileage reduces downtime and maintenance costs in the operating budget

SUV/PICKUP FULL-SIZE 2X2 OR 4X4 VEHICLE (SUPPORT)

Project Priority: A
Project Type: Vehicle Addition and Replacement
Project Management: Fleet Services

Project Description: The full-size SUV/Pickup vehicle is used for fire station support and various Operations support.

Future replacement evaluation is based on the following criteria:

- Actual miles of the vehicles
- Actual years of operation compared to expected years
- Evaluation of mechanical condition by the Fleet Services Manager
- Evaluation of the maintenance costs by the Fleet Services Manager

The age and mileage targets for full-size 4-door vehicles are seven years and/or 120,000 miles. The projections for the replacement of these vehicles are based on age. However, mileage will be reviewed before a replacement is made, and may be deferred if warranted.

Project Status: Purchase to occur in various years.

Fiscal Years:	2024/25	2025/26	2026/27	2027/28	2028/29	5 Year Total
Budget:	$175,000	$109,280			$360,000	$644,280

Impact on Operating Budget: The addition of this vehicle to the fleet will increase maintenance costs in the operating budget. Once off warranty, the annual estimated maintenance cost will be $1,300 per unit. The replacement of older vehicles with high mileage reduces downtime and maintenance costs in the operating budget

PICKUP CREW CAB ¾ TON (SUPPORT)

Project Priority: A
Project Type: Vehicle Replacement
Project Management: Fleet Services

Project Description: The pickup crew cab ¾ ton (minimum) vehicle is used by management and supervisory staff in a variety of positions that need the versatility of a 4-door vehicle to complete their specific assignments and support the emergency operations of their respective sections.

Vehicle replacement evaluation is based on the following criteria:

- Actual miles of the vehicles
- Actual years of operation compared to expected years
- Evaluation of mechanical condition by the Fleet Services Manager
- Evaluation of the maintenance costs by the Fleet Services Manager

The age and mileage targets for these 4-door vehicles are seven years and/or 120,000 miles. The projections for the replacement of these vehicles are based on age. However, mileage will be reviewed before a purchase is made, and the purchase may be deferred if warranted.

Project Status: Purchase to occur in FY 2024/25.

Fiscal Years:	2024/25	2025/26	2026/27	2027/28	2028/29	5 Year Total
Budget:	$126,880					$126,880

Impact on Operating Budget: The replacement of older vehicles with high mileage reduces maintenance costs in the operating budget.

SERVICE TRUCK – LIGHT (SUPPORT)

Project Priority: A
Project Type: Vehicle Addition and Replacement
Project Management: Fleet Services

Project Description: The Service truck – light duty vehicle is used for field service on fire apparatus and vehicles by Fleet Services and IT – Communication Services. These units are also sent out of county if technicians are requested on large campaign fires.

The vehicles budgeted include two additional units to support two new Heavy Equipment Technician positions consistent with the recommendations included in the Citygate 2020 Service Level Assessment.

Vehicle replacement evaluation is based on the following criteria:

- Actual years of operation compared to expected years
- Actual miles of the vehicles
- Evaluation of mechanical condition by the Fleet Services Manager
- Evaluation of the maintenance costs by the Fleet Services Manager

The age and mileage targets for service truck - light vehicles are 10 years and/or 120,000 miles. However, mileage will be reviewed before a purchase is made, and the purchase may be deferred if warranted.

Project Status: Purchase to occur in various years.

Fiscal Years:	2024/25	2025/26	2026/27	2027/28	2028/29	5 Year Total
Budget:	$217,480	$228,350	$239,770	$251,800	$264,400	$1,201,800

Impact on Operating Budget: The replacement of older vehicles with high mileage reduces downtime and maintenance costs in the operating budget.

VAN – TRANSIT (SUPPORT)

Project Priority: B
Project Type: Vehicle Replacement
Project Management: Fleet Services

Project Description: The transit connect cargo vans will be used to replace existing fleet vehicles that have gone beyond life cycle. These are used for support services in IT, Communications, and EMS.

Future replacement evaluation is based on the following criteria:

- Actual miles of the vehicles
- Actual years of operation compared to expected years
- Evaluation of mechanical condition by the Fleet Services Manager
- Evaluation of the maintenance costs by the Fleet Services Manager

The age and mileage targets for these transit vans are ten years and/or 120,000 miles. The projections for the replacement of these vehicles are based on age. However, mileage will be reviewed before a replacement purchase is made and may be deferred if warranted.

Project Status: Purchase to occur in FY 2025/26.

Fiscal Years:	2024/25	2025/26	2026/27	2027/28	2028/29	5 Year Total
Budget:		$378,400				$378,400

Impact on Operating Budget: The replacement of older vehicles with high mileage reduces downtime and maintenance costs in the operating budget.

ORANGE COUNTY FIRE AUTHORITY

FUND 139 - SETTLEMENT AGREEMENT

FY 2024/25 BUDGET

Sections/Programs	2023/24 Base Budget	2024/25 Request	$ Change fr 2023/24 Base Budget
Drone Program	500,000	500,000	-
Training of Irvine PD EMTs	50,000	50,000	-
Full-time CERT Coordinator	118,000	118,000	-
FUND 139 TOTAL	**668,000**	**668,000**	**-**

ORANGE COUNTY FIRE AUTHORITY

FUND 139 - SETTLEMENT AGREEMENT

FY 2024/25 BUDGET

Item Description	2023/24 Base Budget	2024/25 Request	$ Change fr 2023/24 Base Budget
Drone Program (Org I002)			
Account 2401`2409 - Special Department Expense			
Contribution to Irvine	500,000	500,000	-
Subtotal	**500,000**	**500,000**	**-**
Total Drone Program	**500,000**	**500,000**	**-**
Training of Irvine PD EMTs (Org I004)			
Account 2401`2409 - Special Department Expense			
Contribution to Irvine	50,000	50,000	-
Subtotal	**50,000**	**50,000**	**-**
Total Training of Irvine PD EMTs	**50,000**	**50,000**	**-**
Full-time CERT Coordinator (Org I005)			
Account 2401`2409 - Special Department Expense			
Contribution to Irvine	118,000	118,000	-
Subtotal	**118,000**	**118,000**	**-**
Total Full-time CERT Coordinator	**118,000**	**118,000**	**-**
FUND 139 TOTAL	**668,000**	**668,000**	**-**

ORANGE COUNTY FIRE AUTHORITY
FUND 190 - SELF-INSURANCE
FY 2024/25 BUDGET

Sections/Programs	2023/24 Base Budget	2024/25 Request	$ Change fr 2023/24 Base Budget
Self-Insurance	19,125,125	32,235,643	13,110,518
FUND 190 TOTAL	**19,125,125**	**32,235,643**	**13,110,518**

ORANGE COUNTY FIRE AUTHORITY

FUND 190 - SELF-INSURANCE

FY 2024/25 BUDGET

Item Description	2023/24 Base Budget	2024/25 Request	$ Change fr 2023/24 Base Budget
Self-Insurance (Org 998)			
Account 1901`1911 Professional and Specialized Services			
Workers' Compensation	19,125,125	32,235,643	13,110,518
Subtotal	**19,125,125**	**32,235,643**	**13,110,518**
Total Self-Insurance	**19,125,125**	**32,235,643**	**13,110,518**
FUND 190 TOTAL	**19,125,125**	**32,235,643**	**13,110,518**

OCFA -- MASTER POSITION CONTROL LIST

Changes for FY 2024/25 Budget

Position(s) to Unfreeze:	Reclassify to:	Assignment:	Number:
Administrative Fire Captain	--	Division 4	1
		Total Positions Unfrozen	**1**

Position(s) to Add:	Assignment:	Number:
Fire Pilot	Air Operations	1
Fire Captain	Air Operations	1
Firefighter/Paramedic	Air Operations	3
Firefighter/Paramedic	Division 3	3
Dispatcher	Emergency Command Center	1
Fleet Supervisor	Fleet Services	1
Heavy Equipment Technician I	Fleet Services	2
Facilities Maintenance Manager	Property Management	1
Facilities Specialist	Property Management	1
Sr. Management Analyst	Information Technology	1
Sr. IT Analyst	Information Technology	1
Accounting Support Specialist	Finance	1
Buyer	Purchasing	1
Human Resources Analyst I	Risk Management	1
Public Relations Specialist	Public Information Office	1
	Total Added Positions	**20**

Position(s) to Reclassify:	Reclassify to:	Assignment:	Number:
Communications Installer	Communications Technician	Information Technology	1
		Total Positions Reclassified	**1**