



ORANGE COUNTY FIRE AUTHORITY

BUDGET AND FINANCE COMMITTEE

Regular Meeting Agenda

Wednesday, June 12, 2024
12:00 p.m.

Orange County Fire Authority
Regional Fire Operations and Training Center
Classroom 1
1 Fire Authority Road
Irvine, California 92602

Committee Members

Troy Bourne, Chair • Austin Lombard, Vice Chair
Ross Chun • Shelley Hasselbrink • Chi Charlie Nguyen • John O'Neill
Nitesh Patel • Vince Rossini • Joshua Sweeney
Jennifer Cervantez, Ex Officio

NOTICE REGARDING PUBLIC ACCESS AND PARTICIPATION

This meeting is open to the public. Committee members will participate in person. There are several alternative ways to make comments including:

In Person Comments at Meeting: Resolution No. 97-024 established rules of decorum for public meetings held by the Orange County Fire Authority. Resolution No. 97-024 is available from the Clerk of the Authority.

Any member of the public may address the Committee on items within their subject matter jurisdiction, but which are not listed on this agenda during PUBLIC COMMENTS. However, no action may be taken on matters that are not part of the posted agenda. We request comments made on the agenda be made at the time the item is considered and that comments be limited to three minutes per person. Please address your comments to the Committee and do not engage in dialogue with individual Board Members, Authority staff, or members of the audience.

If you wish to speak, please complete a Speaker Form identifying which item(s) you wish to address. Please return the completed form to the Clerk of the Authority prior to the item being considered. Speaker Forms are available at the entryway of the meeting location.

E-Comments: Alternatively, you may email your written comments to coa@ocfa.org. E-comments will be provided to the Committee members upon receipt and will be part of the meeting record as long as they are received during or before the Committee takes action on an item. Emails related to an item that are received after the item has been acted upon by the Committee will not be considered.

This Agenda contains a brief general description of each item to be considered. Except as otherwise provided by law, no action or discussion shall be taken on any item not appearing on the following Agenda. Unless legally privileged, all supporting documents, including staff reports, and any writings or documents provided to a majority of the Committee members after the posting of this agenda are available for review at the Orange County Fire Authority Regional Fire Operations & Training Center, 1 Fire Authority Road, Irvine, CA 92602 or you may contact the Clerk of the Authority at (714) 573-6040 Monday through Thursday, and every other Friday from 8 a.m. to 5 p.m. and available online at <http://www.ocfa.org> under Board & Committee Agendas/Minutes.



In compliance with the Americans with Disabilities Act and [Board of Directors policy](#), if you need reasonable accommodations to participate in this meeting, please complete the [ADA Reasonable Accommodation Form](#) available on the Agency's website and email to COA@ocfa.org, or you may contact the Clerk of the Authority at (714) 573-6040 during regular business hours to submit your request orally. Please notify us at least 48 hours prior to the meeting to enable the Authority to make reasonable arrangements to assure accessibility to the meeting.

CALL TO ORDER - Chair Bourne

PLEDGE OF ALLEGIANCE - Director Nguyen

ROLL CALL - Clerk of the Authority

PUBLIC COMMENTS

Please refer to instructions on how to submit a public comment on Page 1 of this Agenda.

1. PRESENTATION

None

2. CONSENT CALENDAR

All matters on the consent calendar are considered routine and are to be approved with one motion unless a director or a member of the public requests separate action on a specific item.

A. Minutes for the Budget and Finance Committee Meeting

Submitted by: Maria D. Huizar, Clerk of the Authority

The record will show that any Director not in attendance at the meeting of the Minutes will be registered as an abstention, unless otherwise indicated.

Recommended Action:

Approve the Minutes for the May 8, 2024, Regular Meeting as submitted.

B. Acceptance of 2024 California Governor's Office of Emergency Services Swift Water/Flood Search & Rescue Training Preparedness Grant Funding

Submitted by: Tim Perkins, Assistant Chief/Field Operations South and Sean Lowry, Battalion Chief/US&R Program Manager

Recommended Action:

Review the proposed agenda item and direct staff to place the item on the agenda for the Board of Directors meeting of June 27, 2024, with the Budget and Finance Committee's recommendation that the Board of Directors:

1. Approve and adopt the acceptance of the Cal OES Swiftwater Flood/Search & Rescue Training Grant.
2. Approve a budget adjustment to the FY 2024/25 General Fund (121) budget increasing revenues and expenditures by \$89,610.00.

C. Monthly Investment Reports

Submitted by: Robert C. Cortez, Assistant Chief/Business Services Department and James Slobojan, Assistant Treasurer/Treasury & Financial Planning

Recommended Action:

Review the proposed agenda item and direct staff to place the item on the agenda for the Executive Committee meeting of June 27, 2024, with the Budget and Finance Committee's recommendation that the Executive Committee receive and file the reports.

D. FY 2023/24 Year End Budget Adjustment

Submitted by: Robert Cortez, Assistant Chief/Business Services Department, James Slobojan, Assistant Treasurer/Treasury & Financial Planning and Stuart Lam, Budget Manager/Treasury & Financial Planning

Recommended Action:

Review the proposed agenda item and direct staff to place the item on the agenda for the Board of Directors meeting of June 27, 2024, with the Budget and Finance Committee's recommendation that the Board of Directors approve and authorize FY 2023/24 budget adjustments as detailed in this report.

E. Updated Cost Reimbursement Rates

Submitted by: Robert Cortez, Assistant Chief/Business Services Department and Alicea Caccavo, Finance Division Manager/Business Services Department

Recommended Action:

Review the proposed agenda item and direct staff to place the item on the agenda for the Board of Directors meeting of June 27, 2024, with the Budget and Finance Committee's recommendation that the Board of Directors approve and adopt the proposed Cost Reimbursement Rate schedules to be effective July 1, 2024.

3. DISCUSSION CALENDAR**A. Updated Community Risk Reduction Fees and Miscellaneous Fee Schedules**

Submitted by: Lori Smith, Assistant Chief/Fire Marshal/Community Risk Reduction Department, Robert C. Cortez, Assistant Chief/Business Services Department and Alicea Caccavo, Finance Division Manager/Business Services Department

Recommended Action:

Review the proposed agenda item and direct staff to place the item on the agenda for the Board of Directors meeting of June 27, 2024, with the Budget and Finance Committee's recommendation that the Board of Directors take the following actions:

1. Conduct a Public Hearing.
2. Find that, in accordance with California Government Code Section 66014, the proposed fees do not exceed the cost of providing services and are only for the purpose of meeting operational expenses and are, therefore, exempt from compliance with the California Environmental Quality Act pursuant to Public Resources Code Section 21080.
3. Approve and adopt Resolution entitled A RESOLUTION OF THE BOARD OF DIRECTORS OF THE ORANGE COUNTY FIRE AUTHORITY AMENDING RESOLUTION 2023-04 REGARDING COMMUNITY RISK REDUCTION AND MISCELLANEOUS FEE SCHEDULES.

B. Cal OES Fire Integrated Real-time Intelligence System (FIRIS) Program and Mission Commander Contract Management Extensions of FY 2024/25

Submitted by: Brian Fennessy, Fire Chief, and Tim Perkins, Assistant Chief Field Operations South

Recommended Action:

Review the proposed agenda item and direct staff to place the item on the agenda for the Board of Directors meeting of June 27, 2024, with the Budget and Finance Committee's recommendation that the Board of Directors:

1. Approve and authorize the Fire Chief to enter into a reimbursement agreement with the State of California Governor's Office of Emergency Services (Cal OES) in the amount of \$2,500,000 for the provision of Airborne Mission Commanders and Mission Commander administrative support services.
2. Approve and authorize a budget adjustment to increase revenue and appropriations in the FY 2024/25 General Fund (121) budget by \$2,500,000 for Mission Commander (MC) contracts and MC administrative support services for the Cal OES FIRIS Program Extension through December 31, 2024.
3. Approve and authorize the Purchasing Manager to enter into new Professional Services Agreements by the individual amounts needed in support of the Cal OES FIRIS Program Mission Commanders not to exceed \$250,000 for a six-month period through December 31, 2024, including a one optional six-month renewal term (pending an additional extension request and funding by Cal OES) and so long as the aggregate value of the agreements does not exceed the program budget.

REPORTS

None.

COMMITTEE MEMBER COMMENTS

ADJOURNMENT – The next meeting of the Budget and Finance Committee is scheduled for Wednesday, July 10, 2024, at 12:00 noon.

AFFIDAVIT OF POSTING

I hereby certify under penalty of perjury and as required by the State of California, Government Code § 54954.2(a), that the foregoing Agenda was posted in the lobby and front gate public display case of the Orange County Fire Authority, Regional Fire Operations and Training Center, 1 Fire Authority Road, Irvine, CA, not less than 72 hours prior to the meeting.

Maria D. Huizar, CMC
Clerk of the Authority

FUTURE B&FC AGENDA ITEMS – THREE-MONTH OUTLOOK:

- Monthly Investment Report
- Quarterly Purchasing Report
- Quarterly Financial Newsletter
- Annual Investment Report
- Carryover of Fiscal Year 2022/23 Uncompleted Projects

UPCOMING MEETINGS:

Executive Committee

Thursday, June 27, 2024, 5:30 p.m.

Board of Directors

Thursday, June 27, 2024, 6:00 p.m.

Budget and Finance Committee

Wednesday, July 10, 2024, 12 noon

Legislative & Public Affairs Committee

Wednesday, July 17, 2024, 12 noon

MINUTES ORANGE COUNTY FIRE AUTHORITY

Budget and Finance Committee Regular Meeting
Wednesday, May 8, 2024
12 noon

Regional Fire Operations and Training Center
Classroom One
1 Fire Authority Road
Irvine, CA 92602

CALL TO ORDER

A regular meeting of the Orange County Fire Authority Budget and Finance Committee was called to order on May 8, 2024, at 12:00 p.m. by Vice Chair Lumbard.

PLEDGE OF ALLEGIANCE

Director O'Neill led the assembly in the Pledge of Allegiance to our Flag.

ROLL CALL

Present: Austin Lumbard, Tustin, Vice Chair
Ross Chun, Aliso Viejo
John O'Neill, Garden Grove
Nitesh Patel, La Palma
Joshua Sweeney, Laguna Hills

Absent: Troy Bourne, San Juan Capistrano, Chair
Vince Rossini, Villa Park
Shelley Hasselbrink, Los Alamitos
Chi Charlie Nguyen, Westminster

Staff present:
Deputy Chief Lori Zeller
Assistant Chief Lori Smith
Assistant Chief Jim Ruane
Director of Communications Matt Olson
Assistant Clerk Martha Halvorson
Assistant Chief Robert Cortez
Assistant Chief Rob Capobianco
Assistant Chief Stephanie Holloman
Assistant General Counsel Michael Daudt

PUBLIC COMMENTS

None.

2. CONSENT CALENDAR

On motion of Director O'Neill and second by Director Sweeney, approved 5-0 Agenda Items No. 2A-2E (Directors Hasselbrink, Rossini, Nguyen, and Bourne absent).

A. Minutes for the Budget and Finance Committee Meeting (FILE 12.02B2)

The record will show that any Director not in attendance at the meeting of the Minutes will be registered as an abstention, unless otherwise indicated.

Action: Approve the Minutes for the April 10, 2024, Regular Meeting as submitted.

B. Monthly Investment Reports (FILE 11.10D2)

Action: Review the proposed agenda item and direct staff to place the item on the agenda for the Executive Committee meeting of May 23, 2024, with the Budget and Finance Committee's recommendation that the Executive Committee receive and file the reports.

C. Third Quarter Financial Newsletter (FILE 15.07)

Action: Review the proposed agenda item and direct staff to place the item on the agenda for the Executive Committee meeting of May 23, 2024, with the Budget and Finance Committee's recommendation that the Executive Committee receive and file the report.

D. Third Quarter Purchasing Report (FILE 11.10H1)

Action: Review the proposed agenda item and direct staff to place the item on the agenda for the Executive Committee meeting of May 23, 2024, with the Budget and Finance Committee's recommendation that the Executive Committee receive and file the report.

E. Organizational Service Level Assessment (SLA) Update (FILE 17.16)

Action: Review the proposed agenda item and direct staff to place the item on the agenda for the Board of Directors meeting of May 23, 2024, with the Budget and Finance Committee's recommendation that the Board of Directors receive and file the Organizational Service Level Assessment (SLA) update.

3. DISCUSSION CALENDAR

A. Review of the Fiscal Year 2024/25 Proposed Budget (FILE 15.04)

Assistant Chief Cortez presented a PowerPoint presentation of the review.

On motion of Director O'Neill and second by Director Chun, approved 5-0 (Directors Hasselbrink, Rossini, Nguyen, and Bourne absent) to review the proposed agenda item and direct staff to place the item on the agenda for the Board of Directors meeting of May 23, 2024, with the Budget and Finance Committee's recommendation that the Board of Directors take the following actions:

1. Conduct a Public Hearing.
2. Adopt the FY 2024/25 Proposed Budget as submitted.
3. Adopt the resolution entitled A RESOLUTION OF THE ORANGE COUNTY FIRE AUTHORITY BOARD OF DIRECTORS ADOPTING AND APPROVING THE APPROPRIATIONS BUDGET FOR THE ORANGE COUNTY FIRE AUTHORITY FOR FISCAL YEAR 2024/25.
4. Approve and authorize the temporary transfer of up to \$90 million from the Fund 190 Workers' Compensation Reserve Fund to the General Fund 121 to cover a projected temporary cash flow shortfall for FY 2024/25.
5. Approve and authorize the repayment of \$90 million borrowed funds from Fund 121 to Fund 190 along with interest when General Fund revenues become available in FY 2024/25.
6. Approve changes to the Master Position Control list to unfreeze, reclassify and/or add 21 positions as detailed in Attachment 3.
7. Approve transfers from the General Fund 121 to CIP Funds and Settlement Agreement Fund totaling \$48,805,108.

REPORTS

None.

COMMITTEE MEMBER COMMENTS

None.

ADJOURNMENT – Vice Chair Lumbard adjourned the meeting at 12:47 p.m. The next meeting of the Budget and Finance Committee is scheduled for Wednesday, June 12, 2024, at 12:00 noon.

Martha Halvorson, CMC
Assistant Clerk of the Authority



Orange County Fire Authority
AGENDA STAFF REPORT

Budget and Finance Committee Meeting
June 12, 2024

Agenda Item No. 2B
Consent Calendar

**Acceptance of 2024 California Governor's Office of Emergency
Services Swift Water/Flood Search & Rescue Training Preparedness
Grant Funding**

Contact(s) for Further Information

Tim Perkins, Assistant Chief
Field Operations South

timperkins@ocfa.org

714.573.6761

Sean Lowry, Battalion Chief
US&R Program Manager

seanlowry@ocfa.org

949.837-7468

Summary

This item is submitted for approval and acceptance of a 2024 California Governor's Office of Emergency Services, hereinafter referred to as "Cal OES", grant to be utilized to attend and successfully complete Swiftwater Flood/Search & Rescue Training. The funding is intended to be used to support the preparedness of the OCFA assigned Swiftwater Flood/Search and Rescue (SF/S&R5) unit assigned to the Orange County Fire Authority.

Prior Board/Committee Action

Not Applicable.

RECOMMENDED ACTION(S)

Review the proposed agenda item and direct staff to place the item on the agenda for the Board of Directors meeting of June 27, 2024, with the Budget and Finance Committee's recommendation that the Board of Directors:

1. Approve and adopt the acceptance of the Cal OES Swiftwater Flood/Search & Rescue Training Grant.
2. Approve a budget adjustment to the FY 2024/25 General Fund (121) budget increasing revenues and expenditures by \$89,610.00.

Impact to Cities/County

Not Applicable.

Fiscal Impact

The fiscal impact includes new Cal OES revenue of \$89,610.00 with corresponding proposed expenditures in FY 2024/25. This Grant is to assist the OCFA with Training funds to support the Swiftwater Flood/Search Rescue unit assigned the OCFA, and the proposed adjustments to the FY 2024/25 budget.

Increased Cost Funded by Structural Fire Fund: \$0

Increased Cost Funded by Cash Contract Cities: \$0

Background

California Swiftwater Flood/Search & Rescue (SF/S&R5), located in Orange County and sponsored by the Orange County Fire Authority, is one of 13 Cal OES Swiftwater Flood/Search & Rescue units assigned throughout California. There are many training requirements required for staffing these specialized units. Cal OES is providing grant funds to assist the OCFA with meeting these training requirements.

SF/S&R5, maintains a response capability that includes an apparatus and equipment supply inventory to conduct operations in the water rescue environment. Prior deployments of this resource include Hurricane Katrina in Texas in 2005 and the Floodings in Northern California in early 2023.

Cal OES has authorized funding of \$89,610.00 to each of the 13 Cal OES SF/S&R Teams to support the training courses required for this program. This grant funding performance period is May 2024 to June 30, 2025.

Attachment(s)

Cal OES SF/S&R Training Reimbursement Agreement No. A231012712

STATE OF CALIFORNIA - DEPARTMENT OF GENERAL SERVICES

STANDARD AGREEMENT

STD 213 (Rev. 04/2020)

AGREEMENT NUMBER
A231012712

PURCHASING AUTHORITY NUMBER (If Applicable)
GOES-0690

1. This Agreement is entered into between the Contracting Agency and the Contractor named below:

CONTRACTING AGENCY NAME

California Governor's Office of Emergency Services (Cal OES)

CONTRACTOR NAME

Orange County Fire Authority

2. The term of this Agreement is:

START DATE

March 1, 2024, or upon approval, whichever is later

THROUGH END DATE

June 30, 2025

3. The maximum amount of this Agreement is:

\$89,610.00

Eighty Nine Thousand Six Hundred Ten Dollars and Zero Cents

4. The parties agree to comply with the terms and conditions of the following exhibits, which are by this reference made a part of the Agreement.

Exhibits	Title	Pages
Exhibit A	Statement of Work	8
Exhibit B	Budget Detail and Payment Provisions	2
Exhibit B-1	Cost Sheet	1
Exhibit C	General Terms and Conditions	1

Items shown with an asterisk (*), are hereby incorporated by reference and made part of this agreement as if attached hereto.

These documents can be viewed at <https://www.dgs.ca.gov/OLS/Resources>

IN WITNESS WHEREOF, THIS AGREEMENT HAS BEEN EXECUTED BY THE PARTIES HERETO.

CONTRACTOR

CONTRACTOR NAME (if other than an individual, state whether a corporation, partnership, etc.)

Orange County Fire Authority

CONTRACTOR BUSINESS ADDRESS

1 Fire Authority Road

CITY

Irvine

STATE

CA

ZIP

92602

PRINTED NAME OF PERSON SIGNING

Brian Fennessy

TITLE

Fire Chief

CONTRACTOR AUTHORIZED SIGNATURE

Brian Fennessy

DATE SIGNED

5/6/2024

STATE OF CALIFORNIA

CONTRACTING AGENCY NAME

California Governor's Office of Emergency Services (Cal OES)

CONTRACTING AGENCY ADDRESS

10391 Peter A McCuen Blvd

CITY

Mather

STATE

CA

ZIP

95655

PRINTED NAME OF PERSON SIGNING

Eric Swanson

TITLE

Deputy Director, Finance and Administration

CONTRACTING AGENCY AUTHORIZED SIGNATURE

Eric Swanson

DATE SIGNED

5/8/2024

CALIFORNIA DEPARTMENT OF GENERAL SERVICES APPROVAL

EXEMPTION (If Applicable)

EXHIBIT A
STATEMENT OF WORK (SOW)

SWIFTWATER FLOOD/SEARCH AND RESCUE TRAINING REIMBURSEMENT**CAL OES SWIFTWATER FLOOD/SEARCH AND RESCUE TEAM FIVE (5)****1. OBJECTIVE**

The California Governor's Office of Emergency Services, hereinafter referred to as "Cal OES" requires Orange County Fire Authority, hereinafter referred to as "Fire Agency", to govern the reimbursements for the Fire Agency's cost of providing training and travel costs to allow Fire Agency staff to attend and successfully complete Swiftwater Flood/Search and Rescue (SF/S&R) team training required by Cal OES and specifically related to the SF/S&R program. The staff attending the training courses will help assure that the Fire Agency is prepared to respond to larger or more complex SF/S&R events within the State of California.

Cal OES and the Fire Agency shall use the most cost-effective means for providing funding for team training and related travel costs. The intent is to provide the Fire Agency reimbursement for the least extraordinary costs incurred to deliver and/or send Cal OES Swiftwater Flood/Search and Rescue (SF/S&R) team members to SF/S&R response training. The reimbursement provided under this Agreement will not cover Fire Agency's staff back-fill and overtime to attend training.

2. TERM/PERIOD OF PERFORMANCE

- A. The period of performance for the Agreement shall be March 1, 2024, or upon approval, whichever is later, through June 30, 2025, with the option to extend for one (1) additional twelve (12) month term at the original rates evaluated and considered.
- B. The Fire Agency shall not be authorized to deliver or commence the performance of services as described in this SOW until the Agreement has been fully executed. Any delivery or performance of service that is commenced prior to the execution of the Agreement shall be considered voluntary on the part of the Fire Agency and non-compensable.
- C. Consistent with the terms and conditions of the original solicitation, and upon mutual consent, Cal OES and the Fire Agency may execute written amendments to alter the method, price, or schedule of the work, subject to the limitations set forth by California Public Contract Code, section 100 et seq, and the California State Contracting Manual, Volume 1.

3. BUDGETED AMOUNT

The initial award of this Agreement shall not exceed \$89,610.00 and there is no obligation on Cal OES' part to utilize the entire amount. Any increases in the budgeted amount will be at the rates evaluated and considered herein.

4. PROJECT TASKS AND DELIVERABLES

The Fire Agency must perform project tasks and/or deliverables including, but not limited to, the following:

- A. The Fire Agency shall schedule SF/S&R courses upon approval of Cal OES Contract Manager. The courses shall provide initial training for new team members and continual education for existing personnel to maintain competency and prepare for emergency readiness. Attendees must be a rostered or probationary member of Cal OES SF/S&R-5 team.
- B. The Fire Agency shall ensure members of the SF/S&R-5 team complete the required training pertinent to SF/S&R-5 team certification and in compliance with Firefighting Resources of California Organized for Potential Emergencies Incident Command System (FIRESCOPE) Incident Command System (ICS) 162 requirements and National Fire Protection Agency (NFPA) 1670 and 1006 Standard for Technical Rescue Personnel Qualifications (2021), and/or mutually agreed upon SF/S&R training program or other acceptable training that meets Cal OES requirements/standards and is approved by the Cal OES Contract Manager. These training courses include but are not limited to:
 - i. River and Flood Rescue Technician (RFRT)
 - ii. River and Flood Boat Technician (RFRBT)
 - iii. Any additional SF/S&R training approved by Cal OES Contract Manager.
- C. Upon Cal OES Contract Manager's approval, the Fire Agency shall conduct and host the training courses described in section B, and will be reimbursed for travel, instructor fees, instructor's backfill and overtime when instructor is a Fire Agency employee, facility rental fees, equipment rental fees, certificates of completion through the issuing training program administrator, and consumables related to the trainings including the training material such as print outs, office supplies, fuel, etc.
- D. The Fire Agency shall ensure the members of SF/S&R-5 are receiving continual educational opportunities and/or refresher training to maintain competency utilizing the certified trainings required by FIRESCOPE ICS 162 requirements and NFPA 1006 Standard for Technical Rescue Personnel Qualifications (2021) or any other training approved by Cal OES Contract Manager.

- E. The Fire Agency shall submit team training certifications that reflects the completion of training courses included in the above sections (B, C and D) in order to be reimbursed for the training costs.

5. ACCEPTANCE OF SERVICES

Payment for services performed under this Agreement shall be in accordance with the Cost Sheet, Exhibit B-1. The approval process is outlined in the Performance Section of this SOW. Acceptance criteria shall consist of the following:

- A. The Fire Agency is responsible for obtaining approval from Cal OES Contract Manager before beginning any services.
- B. The Fire Agency shall meet all timelines and deliverable due dates as described herein.
- C. It shall be Cal OES' sole determination as to whether services have been successfully completed and are acceptable.
- D. The Fire Agency costs related to rework of unacceptable work products shall be costs of the Fire Agency and shall not be billed to Cal OES.
- E. In the event that not all Fire Agency staff successfully complete training, Cal OES reserves the right to reduce the invoice by the number of Fire Agency staff who did not successfully complete the training. The Fire Agency costs related to failure by staff to successfully complete the training shall be costs of the Fire Agency and shall not be billed to Cal OES.

6. FIRE AGENCY RESPONSIBILITIES

- A. This serves as a notice under Executive Order N-6-22 that as a contractor or grantee, compliance with the economic sanctions imposed in response to Russia's actions in Ukraine is required, including with respect to, but not limited to, the federal executive orders identified in the Executive Order and the sanctions identified on the U.S. Department of the Treasury website (<https://home.treasury.gov/policy-issues/financial-sanctions/sanctions-programs-and-country-information/ukraine-russia-related-sanctions>). Failure to comply may result in the termination of contracts or grants, as applicable.
- B. The Fire Agency shall provide all equipment and/or software necessary to perform the required duties outlined herein.
- C. The Fire Agency shall designate a primary contact person to whom all project communications may be addressed and who has the authority to act on all aspects of the services.

- D. The Fire Agency shall pay costs associated with backfill or overtime incurred by Cal OES SF/S&R team members attending the training courses identified under this Agreement and will not be reimbursed by Cal OES.
- E. The Fire Agency shall pay civilian personnel, not otherwise covered by the California Fire Assistance Agreement (CFAA), at the rate and method formally negotiated and agreed upon prior to the training or exercise between the Fire Agency and the Civilians rostered for the training or exercise in those positions.
- F. If a Fire Agency employee is unable to perform due to illness, resignation, or other factors beyond the Fire Agency's control, the Fire Agency shall provide qualified and suitable substitute personnel at cost to the Fire Agency.

7. CAL OES RESPONSIBILITIES

- A. Cal OES shall designate a person to whom all Fire Agency communication will be addressed, and who has the authority to act on all aspects of the services. This person will review the SOW and associated documents with the Fire Agency to ensure understanding of the responsibilities of both parties.
- B. Cal OES shall provide access to department staff and management; and offices and operation areas as required to complete the tasks and activities defined under this Agreement.

8. PERFORMANCE

Cal OES will be the sole judge of the acceptability of all work performed and all work products produced by the Fire Agency as-a-result of this SOW. Should the work performed, or the products produced by the Fire Agency fail to meet Cal OES' conditions, requirements, specifications, guidelines, or other applicable standards, the following resolution process will be employed, except as superseded by other binding processes:

- A. Cal OES will notify the Fire Agency of such problems in writing within five (5) business days.
- B. The Fire Agency must respond to Cal OES within five (5) business days after initial problem notification. The response shall include a corrective action plan and detailed explanation of how the Fire Agency plans to mitigate the issue.
 - i. Failure by the Fire Agency to respond to Cal OES' initial problem notification within the required time limit may result in immediate termination of the Contract. In the event of such termination, Cal OES shall pay all amounts due the Fire Agency for all work accepted prior to termination.

- C. Cal OES will, within five (5) business days after receipt of the Fire Agency's corrective action plan, notify the Fire Agency in writing whether it accepts or rejects the plan.
- i. If Cal OES rejects the corrective action plan, the Fire Agency will submit a revised plan within three (3) business days. Failure by the Fire Agency to respond to Cal OES' notification may result in immediate termination of the Agreement.
- D. Upon receipt of the revised corrective action plan, Cal OES will notify the Fire Agency in writing whether it accepts or rejects the revised plan within three (3) business days.
- i. Rejection of the revised corrective action plan will result in immediate termination of the Agreement.
- E. In the event of Agreement termination, Cal OES shall pay all amounts due to the Fire Agency for all work accepted prior to termination.

9. PROBLEM ESCALATION

The parties acknowledge and agree that certain technical and project related problems or issues may arise, and that such matters shall be brought to Cal OES' attention. There may be instances where the severity of the problem(s) justifies escalated reporting. To this extent, the Fire Agency will determine the level of severity and notify the appropriate Cal OES personnel. Cal OES personnel notified, and the time-period taken to report the problem or issue shall be at a level commensurate with the severity of the problem or issue. The relevant Cal OES personnel include, but are not limited to, the following:

First level:	Jack Fry, Deputy Chief (916) 628-7015 Jack.Fry@CALOES.ca.gov
Second level:	Justin Freiler, Deputy Superintendent (805) 594-2148 Justin.Freiler@CalOES.ca.gov
Third level:	Lori Nezhura, Deputy Director (916) 261-4535 Lori.Nezhura@CalOES.ca.gov

10. TERMINATION OF AGREEMENT

Cal OES reserves the right to terminate this Agreement, subject to thirty (30) days written notice to the Fire Agency. In the event of termination, Cal OES shall pay all amounts due the Fire Agency for all services rendered and accepted prior to termination.

Additional conditions for termination include, but are not limited to, the following:

- A. This Agreement can be immediately terminated for cause. The term "for cause" shall mean that the Fire Agency fails to meet the terms, conditions, and/or responsibilities of the Agreement. In this instance, the Agreement termination shall be effective as of the date indicated on Cal OES' notification to the Fire Agency.
- B. This Agreement may be suspended or cancelled without notice, at the option of the Fire Agency, if the Fire Agency or Cal OES' premises or equipment are destroyed by fire or other catastrophe, or so substantially damaged that it is impractical to continue service, or in the event the Fire Agency is unable to render service as-a-result of any action by any governmental authority.
- C. Cal OES may terminate performance of work under this Agreement for its convenience in whole or, from time to time, in part, if Cal OES determines that a termination is in the State's interest.
 - i. Cal OES shall terminate by delivering to the Fire Agency a Notice of Termination specifying the extent of termination and the effective date thereof. The parties agree that, as to the terminated portion of the Agreement, the Agreement shall be deemed to remain in effect until such time as the termination settlement, if any, is concluded and the Agreement shall not be void.
 - ii. After receipt of a Notice of Termination, and except as directed by Cal OES, the Fire Agency shall immediately proceed with the following obligations, as applicable, regardless of any delay in determining or adjusting any amounts due under this clause. The Fire Agency shall:
 - a. Stop work as specified in the Notice of Termination.
 - b. Place no further subcontracts for materials, services, or facilities, except as necessary to complete the continued portion of the Contract.
 - c. Terminate all subcontracts to the extent they relate to the work terminated.
 - d. Settle all outstanding liabilities and termination settlement proposals arising from the termination of subcontracts; the approval or ratification of which will be final for purposes of this clause.
- D. The Fire Agency may submit a written request to terminate this Agreement only if Cal OES should substantially fail to perform its responsibilities as provided herein.

11. SUBCONTRACTING PROVISIONS

- A. The Fire Agency will act as prime contractor under this Agreement. In addition to identifying all personnel proposed to work under this Agreement, the Fire Agency shall also identify its subcontractor affiliation, as applicable.
- B. Cal OES reserves the right to approve all subcontractors prior to the performance of any work by the subcontractor.
- C. Nothing contained in this Agreement shall create any contractual relationship between Cal OES and any subcontractors, and no subcontract shall relieve the Fire Agency of its responsibilities and obligations hereunder. The Fire Agency is fully responsible to Cal OES for the acts and omissions of its subcontractors and of persons either directly or indirectly employed by any of them.
- D. If a subcontractor is a California Certified Small Business and/or Disabled Veteran Business Enterprise, then those amounts paid to certified subcontractors shall be identified on the Contractor's invoice(s).
- E. The Fire Agency's obligation to pay its subcontractors is an independent obligation from Cal OES' obligation to make payments to the Fire Agency. As a result, Cal OES shall have no obligation to pay or to enforce the payment of any monies to any subcontractor.
- F. The services may be subcontracted without limitation only when the primary agreement is a subvention agreement or the total of all subcontracts does not exceed \$50,000 or 25% of the total Agreement amount, whichever is less, and that subcontracting is not done for the purpose of circumventing competitive bidding requirements; or all subcontracts are with one of the following entities:
 - i. A California State agency, State college or State university
 - ii. A state agency, state college or state university from another state
 - iii. A local governmental entity, including those created as a Joint Powers Authority (JPA), and including local government entities from other states.
 - iv. An auxiliary organization of the CSU, or a California community college.
 - v. The Federal Government
 - vi. A foundation organized to support the Board of Governors of the California Community Colleges
 - vii. An auxiliary organization of the Student Aid Commission established under Education Code § 69522.

G. If the total of all subcontracts exceeds \$50,000 or 25% of the total Agreement amount, whichever is less, then higher levels of subcontracting are permissible if the subcontract is justified and not for the purpose of circumventing state contracting requirements, and:

- i. Certification by the Fire Agency that the subcontractor has been selected pursuant to a competitive bidding process that seeks at least three (3) bids from responsible bidders; or
- ii. Approval by the Cal OES' Director explaining the reason the subcontract(s) are included in this Agreement rather than being separately bid and contracted for by Cal OES and attesting that the selection of the subcontractor(s) without competitive bidding was necessary to promote the Cal OES' needs and was not done for the purpose of circumventing competitive bidding or other state contracting requirements.

12. AUTHORIZED REPRESENTATIVES

The authorized representatives during the term of this Agreement are identified in the tables below. Changes to the Authorized Representatives are allowed without contract amendment via written notice to the representatives written below.

For service-related inquiries:

The California Governor's Office of Emergency Services		Orange County Fire Authority	
NAME:	Contract Manager, Kelly Rogers, Emergency Management Coordinator Instructor II	NAME:	Sean Lowry, US&R Program Manager
ADDRESS:	10391 Peter A McCuen Mather, CA 95655	ADDRESS:	19682 Descartes, Lake Forest, CA 92610
PHONE:	(916) 826 - 8117	PHONE:	949-274-5712
EMAIL:	Kelly.Rogers@CALOES.ca.gov	EMAIL:	SeanLowry@ocfa.org

California Governor's Office of Emergency Services

Orange County Fire Authority
SF/S&R Training Reimbursement
Agreement No. A231012712

For Agreement administrative inquiries:

The California Governor's Office of Emergency Services		Orange County Fire Authority	
NAME:	Barbara Filipowski, Contract Analyst	NAME:	Maile Roseland, US&R Administrative Assistant
ADDRESS:	10391 Peter A McCuen Blvd Mather, CA 95655	ADDRESS:	19682 Descartes, Lake Forest, CA 92610
PHONE:	916) 364-4567	PHONE:	949-979-0156
EMAIL:	Barbara.Filipowski@caloes.ca.gov	EMAIL:	MaileRoseland@ocfa.org

California Governor's Office of Emergency Services

Orange County Fire Authority
SF/S&R Training Reimbursement
Agreement No. A231012712

EXHIBIT B
BUDGET DETAIL AND PAYMENT PROVISIONS

1. Payment for services performed under this Agreement shall be in accordance with the Cost Sheet, Exhibit B-1. It shall be Cal OES' sole determination as to whether a service has been successfully completed and is acceptable.
2. Invoices shall be submitted after services are rendered and shall include the following information:
 - A. Agreement No.
 - B. Fire Agency / SF/S&R- 5
 - C. Service
 - D. Itemized Cost
 - E. Invoice Date
 - F. Daily sign-in rosters with wet signatures
 - G. Copies of State Fire Training Certificates of Completion

Invoices shall be due and payable, and payment shall be made, only after Cal OES' Contract Manager's acceptance of services.

3. The Fire Agency will be reimbursed for actual incurred travel expenses based on the per diem rates used for State employees, on receipt and approval of an itemized invoice. Travel reimbursement rates and applicable restrictions are identified on the Employee/Travel Reimbursement section of the California Department of Human Resources (Cal HR) website:

<http://www.calhr.ca.gov/employees/pages/travel-reimbursements.aspx>

Travel reimbursement rates as identified by Cal HR can vary from year to year. Rates for future years will conform to Cal HR rates for the corresponding contract year.

4. Submit invoices to:

California Governor's Office of Emergency Services
Accounting Unit
CSTInvoice@caloes.ca.gov

5. It is mutually agreed that if the Budget Act of the current year and/or any subsequent years covered under this Agreement does not appropriate sufficient funds for the

California Governor's Office of Emergency Services

Orange County Fire Authority
SF/S&R Training Reimbursement
Agreement No. A231012712

program, this Agreement shall be of no further force and effect. In this event, Cal OES shall have no liability to pay any funds whatsoever to the Fire Agency or to furnish any other considerations under this Agreement and the Fire Agency shall not be obligated to perform any provisions of this Agreement.

6. If funding for any fiscal year is reduced or deleted by the Budget Act for purposes of this program, Cal OES shall have the option to either cancel this Agreement with no liability occurring to Cal OES or offer an amendment to the Fire Agency to reflect the reduced amount.
7. All payments will be made in accordance with, and within the time specified in, Government Code Chapter 4.5, commencing with Section 927.
8. The Fire Agency understands that in-order-to ensure final payment for work performed as part of this agreement, the Cal OES Contract Manager must receive all final closeout invoices no later than June 30, 2025.
9. Invoices shall be submitted as needed utilizing the Cal OES Fire and Rescue Training Unit Reimbursement documents, provided in Attachment 1, and in arrears, identifying staff by name, classification, period of service, and cost per category, as shown on Exhibit B-1, Cost Worksheet.

**EXHIBIT B-1
COST SHEET**

The Fire Agency shall provide all labor, materials, equipment, and every other item of expense, direct or indirect (including any applicable taxes), necessary to complete the services in accordance with the specifications described in the Statement of Work, Exhibit A, at the rates specified below. Cal OES makes no guarantee, expressed or implied, on the actual amount of services/hours that shall be required for this Agreement, and reserves the right to omit portions or quantities of work, as may be deemed necessary. Payment for service performed under this Agreement shall be for actual expenditures incurred. The rates referenced below shall be binding for the term of the Agreement.

ITEM NO.	DESCRIPTION	EXTENDED PRICE
1	Reimbursement for training courses described in Exhibit A, section 4, paragraph B, and associated travel to and from training location*	\$87,000.00
2	Additional 3% administrative fees**	Not to exceed \$2,610.00
	Grand Total	\$89,610.00

*The allowable cost for reimbursement under this Agreement are tuition, travel (as applicable and specified by Cal HR on their website: <http://www.calhr.ca.gov/employees/pages/travel-reimbursements.aspx>), instructor fees to include instructor backfill and overtime, facility rental fees, equipment rental fees, certification through issuing and consumables costs. All reimbursable costs must be supported by itemized invoices. The Fire Agency shall provide receipts for the expenditures related to training delivery to include tuition, instructor fees to include backfill and overtime, facility rentals, equipment rentals, travel, and consumables, and certificates of completion through the issuing training program administrator. The backfill and overtime cost for instructors will be reimbursed based on the staff's classification levels utilized at the Fire Agency according to the rates specified in California Fire Assistance Agreement (CFAA):

<https://www.caloes.ca.gov/office-of-the-director/operations/response-operations/fire-rescue/administration-reimbursement/>

**The Fire Agency is approved to add an additional 3% administrative fee for processing invoices for reimbursement not to exceed \$2,610.00 in total.

California Governor's Office of Emergency Services

Orange County Fire Authority
SF/S&R Training Reimbursement
Agreement No. A231012712

EXHIBIT C
GENERAL TERMS AND CONDITIONS

The General Terms and Conditions (GTCs) are hereby incorporated by reference and can be accessed by visiting the following links:

Non-IT Services General Terms and Conditions (Rev. 04/2017):

<https://www.dgs.ca.gov/-/media/Divisions/OLS/Resources/GTC-April-2017-FINALapril2017.ashx?la=en&hash=04E212331938533CCF1EC73EB0BC1FDCBADAC601>



Orange County Fire Authority
AGENDA STAFF REPORT

Budget and Finance Committee Meeting
June 12, 2024

Agenda Item No. 2C
Consent Calendar

Monthly Investment Reports

Contact(s) for Further Information

Robert C. Cortez, Assistant Chief,
Business Services Department

robertcortez@ocfa.org

714.573.6012

James Slobojan, Assistant Treasurer
Treasury & Financial Planning

jamesslobojan@ocfa.org

714.573.6305

Summary

This agenda item is a routine transmittal of the monthly investment reports submitted to the Committee in compliance with the investment policy of the Orange County Fire Authority and with Government Code Section 53646.

Prior Board/Committee Action

Not Applicable.

RECOMMENDED ACTION(S)

Review the proposed agenda item and direct staff to place the item on the agenda for the Executive Committee meeting of June 27, 2024, with the Budget and Finance Committee's recommendation that the Executive Committee receive and file the reports.

Impact to Cities/County

Not Applicable.

Fiscal Impact

Not Applicable.

Background

Attached is the final monthly investment report for the month ended April 30, 2024. A preliminary investment report as of May 24, 2024 is also provided as the most complete report that was available at the time this agenda item was prepared.

Attachment(s)

Final Investment Report – April 2024/Preliminary Report – May 2024

Orange County Fire Authority Monthly Investment Report



Final Report – April 2024

Preliminary Report – May 2024



Monthly Investment Report Table of Contents

<i>Final Investment Report – April 30, 2024</i>	<i>1</i>
<i>Executive Summary</i>	<i>2</i>
<i>Portfolio Statistics</i>	<i>3</i>
<i>Benchmark Comparison</i>	<i>4</i>
<i>Portfolio Size, Yield, & Duration</i>	<i>4</i>
<i>Portfolio Summary</i>	<i>5</i>
<i>Portfolio Details</i>	<i>6</i>
<i>Aging Report</i>	<i>9</i>
<i>Notes to Portfolio Management Report</i>	<i>10</i>
<i>Local Agency Investment Fund</i>	<i>11</i>
 <i>Preliminary Investment Report – May 24, 2024</i>	 <i>13</i>
<i>Portfolio Summary</i>	<i>14</i>
<i>Portfolio Details</i>	<i>15</i>
<i>Aging Report</i>	<i>18</i>
<i>Notes to Portfolio Management Report</i>	<i>19</i>
 <i>Glossary</i>	 <i>20</i>



Orange County Fire Authority

Final Investment Report

April 30, 2024



EXECUTIVE SUMMARY

Portfolio Activity & Earnings

During the month of April 2024, the size of the portfolio increased by \$55.9 million to approximately \$318.7 million. Receipts for the month totaled approximately \$114.9 million, including property tax apportionment payments of \$105 million, receipts from cash contract payments of approximately \$6.2 million, and various grant reimbursement payments and charges for current services of approximately \$3.7 million. Total April cash outflows amounted to nearly \$60.4 million. Significant disbursements for the month included two biweekly payrolls and related benefits totaling approximately \$36 million and a \$20.7 million payment to OCERS for the retiree medical paydown. The portfolio's balance is expected to decrease in May as expenditures are projected to exceed revenues. In April, the portfolio's yield to maturity (365-day equivalent) increased by thirty-six basis points to 4.28%. The effective rate of return increased twenty-one basis points to 4.04% for the month, while the average maturity of the portfolio increased by 13 days to 49 days to maturity.

Economic News

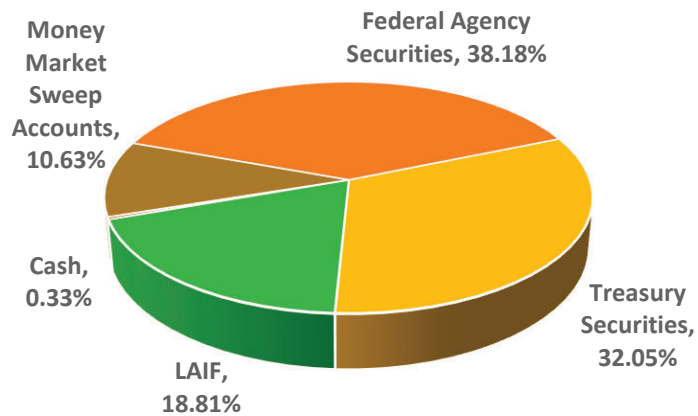
Nonfarm payroll employment increased by 175,000 in April 2024, and the unemployment rate changed little at 3.9%. Job gains occurred in health care, social assistance, and in transportation and warehousing. Average hourly earnings rose 3.9% from over a year ago. Consumer sentiment slumped in April as inflation expectations increased.

The Consumer Price Index (CPI) increased slightly by 0.3% in April and 3.4% from a year ago. Much of the increase in CPI came from the costs for shelter and gasoline. The Producer Price Index (PPI), which measures the prices paid by wholesalers, increased 0.5% in April, and up 2.2% for the past twelve months. PPI is considered a forward-looking inflation measure as it tracks prices in the pipeline for goods and services that eventually reach consumers. Retail sales remained flat for April. Consumer spending in April was led by the increase in gasoline prices but the decrease in online sales helped hold retail sales figures flat. The Federal Reserve met on May 1, 2024 where it held rates steady at the target range of 5.25%-5.50%. The Fed has indicated that with inflation falling more slowly than expected, the Central Bank will keep interest rates steady for an extended period of time. The Fed will next meet on June 12, 2024 where rates are expected to hold steady as the Fed will now focus on inflation data to guide future rate decisions.

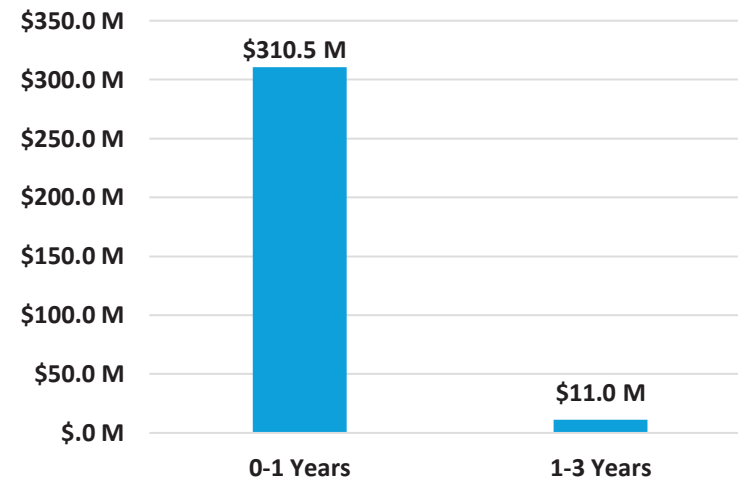


OCFA'S PORTFOLIO HAS AMPLE LIQUIDITY AND IS TRACKING ITS LAIF BENCHMARK AS OF APRIL 30, 2024

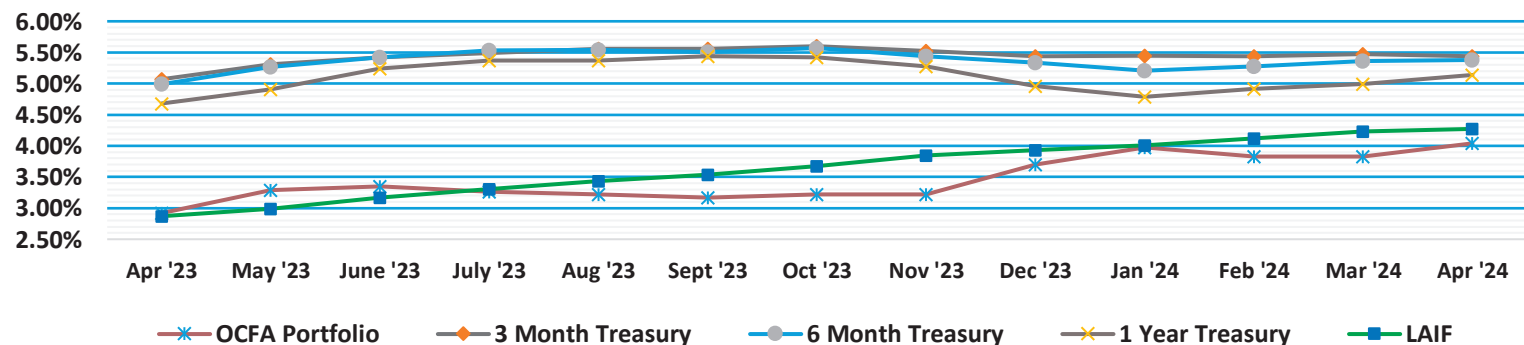
Market Value \$321,545,210



Aging Summary



12 Month Benchmarks



**BENCHMARK COMPARISON AS OF APRIL 30, 2024**

3 Month T-Bill:	5.44%	1 Year T-Bill:	5.14%
6 Month T-Bill:	5.38%	LAIF:	4.27%
OCFA Portfolio:		4.04%	

PORTFOLIO SIZE, YIELD, & DURATION

	<u><i>Current Month</i></u>	<u><i>Prior Month</i></u>	<u><i>Prior Year</i></u>
<i>Book Value</i>	\$318,697,844	\$262,788,674	\$274,095,351
<i>Yield to Maturity (365 day)</i>	4.28%	3.92%	3.29%
<i>Effective Rate of Return</i>	4.04%	3.83%	2.92%
<i>Days to Maturity</i>	49	36	51



ORANGE COUNTY FIRE AUTHORITY
Portfolio Management
Portfolio Summary
April 30, 2024

Orange County Fire Authority
1 Fire Authority Road
Irvine, CA 92602
(714)573-6301

Investments	Par	See Note 1 on page 10	See Note 2 on page 10	% of	Term	Days to	YTM/Call	YTM/Call
	Value	Market Value	Book Value	Portfolio				
Money Mkt Mutual Funds/Cash	34,171,410.99	34,171,410.99	34,171,410.99	10.57	1	1	4.943	5.012
Federal Agency Coupon Securities	58,015,000.00	55,752,466.70	58,015,684.07	17.95	1,433	46	0.683	0.693
Federal Agency Disc. -Amortizing	68,000,000.00	67,006,320.00	67,037,027.08	20.75	203	100	5.281	5.354
Treasury Discounts -Amortizing	104,000,000.00	103,060,160.00	103,078,018.55	31.90	133	62	5.293	5.367
Local Agency Investment Funds	60,845,144.83	60,491,711.63	60,845,144.83	18.83	1	1	4.213	4.272
	325,031,555.82	320,482,069.32	323,147,285.52	100.00%	342	49	4.223	4.281


Investments

Cash

Passbook/Checking (not included in yield calculations)	1,063,141.02	1,063,141.02	1,063,141.02		1	1	0.000	0.000
Total Cash and Investments	326,094,696.84	321,545,210.34	324,210,426.54		342	49	4.223	4.281

Total Earnings	April 30 Month Ending	Fiscal Year To Date
Current Year	945,201.66	7,285,571.75
Average Daily Balance	284,720,988.24	238,038,552.33
Effective Rate of Return	4.04%	3.66%

"I certify that this investment report accurately reflects all pooled investments and is in compliance with the investment policy adopted by the Board of Directors to be effective on January 1, 2024. A copy of this policy is available from the Clerk of the Authority. Sufficient investment liquidity and anticipated revenues are available to meet budgeted expenditure requirements for the next thirty days and the next six months."


Robert C. Cortez, Asst Chief, Business Services

Cash and Investments with GASB 31 Adjustment:

Book Value of Cash & Investments before GASB 31 (Above)	\$ 324,210,426.54
GASB 31 Adjustment to Books (See Note 3 on page 10)	\$ (5,512,582.65)
Total	\$ 318,697,843.89

ORANGE COUNTY FIRE AUTHORITY
Portfolio Management
Portfolio Details - Investments
April 30, 2024

See Note 1 on page 10

See Note 2 on page 10

CUSIP	Investment #	Issuer	Average Balance	Purchase Date	Par Value	Market Value	Book Value	Stated Rate	YTM/Call 365	Days to Mat./Call	Maturity Date
Money Mkt Mutual Funds/Cash											
SYS1042	1042	US Bank - Treasury Obligations			14,200,651.94	14,200,651.94	14,200,651.94	5.172	5.172	1	
SYS528	528	MUFG Treasury Obligations		07/01/2023	0.00	0.00	0.00	4.620	4.620	1	
SYS530	530	US Bancorp Sweep Account			19,970,759.05	19,970,759.05	19,970,759.05	4.898	4.898	1	
Subtotal and Average			53,029,127.23		34,171,410.99	34,171,410.99	34,171,410.99		5.012	1	
Federal Agency Coupon Securities											
3133EMWH1	1030	Federal Farm Credit Bank (Callable 6/21/2024)		04/22/2021	3,000,000.00	2,870,340.00	3,000,684.07	0.710	0.679	20	04/21/2025
3133EMXS6	1032	Federal Farm Credit Bank (Continuous Call)		04/28/2021	12,000,000.00	11,472,120.00	12,000,000.00	0.720	0.720	0	04/28/2025
3130ALNY6	1025	Fed Home Loan Bank (Callable 6/30/2024)		03/30/2021	8,000,000.00	7,839,520.00	8,000,000.00	0.550	0.592	60	09/30/2024
3130ALVR2	1031	Fed Home Loan Bank (Callable 7/23/2024)		04/23/2021	11,015,000.00	10,770,246.70	11,015,000.00	0.520	0.560	83	10/23/2024
3130AM6P2	1034	Fed Home Loan Bank (Callable 7/29/2024)		04/29/2021	12,000,000.00	11,052,120.00	12,000,000.00	1.000	1.000	89	04/29/2026
3130AM6H0	1035	Fed Home Loan Bank (Callable 8/11/2024)		05/11/2021	12,000,000.00	11,748,120.00	12,000,000.00	0.550	0.550	10	10/11/2024
Subtotal and Average			60,217,212.41		58,015,000.00	55,752,466.70	58,015,684.07		0.693	46	
Federal Agency Disc. -Amortizing											
313384XV6	1095	Fed Home Loan Bank		07/20/2023	14,000,000.00	13,922,020.00	13,926,400.83	5.115	5.447	37	06/07/2024
313384YS2	1109	Fed Home Loan Bank		12/21/2023	14,000,000.00	13,879,040.00	13,887,447.78	4.990	5.263	58	06/28/2024
313384M89	1113	Fed Home Loan Bank		02/29/2024	14,000,000.00	13,633,480.00	13,645,084.44	4.960	5.243	184	11/01/2024
313384E70	1121	Fed Home Loan Bank		04/22/2024	13,000,000.00	12,761,060.00	12,763,815.28	5.150	5.399	127	09/05/2024
313384B32	1122	Fed Home Loan Bank		04/22/2024	13,000,000.00	12,810,720.00	12,814,278.75	5.195	5.425	99	08/08/2024
Subtotal and Average			49,042,928.57		68,000,000.00	67,006,320.00	67,037,027.08		5.354	100	
Treasury Discounts -Amortizing											
912797HH3	1100	US Treasury Bill		11/30/2023	10,000,000.00	9,998,500.00	9,998,575.00	5.130	5.392	1	05/02/2024
912797FH5	1101	US Treasury Bill		11/30/2023	14,000,000.00	13,969,200.00	13,970,075.00	5.130	5.403	15	05/16/2024
912797HS9	1108	US Treasury Bill		12/21/2023	14,000,000.00	13,940,500.00	13,943,498.34	5.010	5.268	29	05/30/2024
912797HH3	1111	US Treasury Bill		01/11/2024	6,000,000.00	5,999,100.00	5,999,145.00	5.130	5.359	1	05/02/2024
912796Y45	1112	US Treasury Bill		01/17/2024	6,000,000.00	5,949,900.00	5,952,500.00	5.000	5.258	57	06/27/2024
912797GB7	1116	US Treasury Bill		04/18/2024	14,000,000.00	13,854,820.00	13,856,729.66	5.189	5.399	71	07/11/2024
912797JT5	1118	US Treasury Bill		04/19/2024	14,000,000.00	13,826,540.00	13,829,763.89	5.150	5.369	85	07/25/2024
912797KC0	1119	US Treasury Bill		04/22/2024	13,000,000.00	12,786,800.00	12,789,443.33	5.160	5.399	113	08/22/2024
912797KL0	1120	US Treasury Bill		04/22/2024	13,000,000.00	12,734,800.00	12,738,288.33	5.140	5.399	141	09/19/2024
Subtotal and Average			72,804,946.73		104,000,000.00	103,060,160.00	103,078,018.55		5.367	62	

ORANGE COUNTY FIRE AUTHORITY
Portfolio Management
Portfolio Details - Investments
April 30, 2024

CUSIP	Investment #	Issuer	Average Balance	Purchase Date	Par Value	Market Value	Book Value	Stated Rate	YTM/Call 365	Days to Mat./Call	Maturity Date
Local Agency Investment Funds											
SYS336	336	Local Agency Invstmt Fund			60,845,144.83	60,491,711.63	60,845,144.83	4.272	4.272	1	
Subtotal and Average			49,626,773.30		60,845,144.83	60,491,711.63	60,845,144.83		4.272	1	
Total and Average			284,720,988.24		325,031,555.82	320,482,069.32	323,147,285.52		4.281	49	
Money Mkt Mutual Funds/Cash											
SYS10033	10033	Revolving Fund		07/01/2023	20,000.00	20,000.00	20,000.00		0.000	1	
SYS4	4	Union Bank		07/01/2023	0.00	0.00	0.00		0.000	1	
SYS5	5	US Bancorp		07/01/2023	1,043,141.02	1,043,141.02	1,043,141.02		0.000	1	
Average Balance			0.00							1	
Total Cash and Investments			284,720,988.24		326,094,696.84	321,545,210.34	324,210,426.54		4.281	49	

Orange County Fire Authority
In Service of Others!



ORANGE COUNTY FIRE AUTHORITY
Aging Report
By Maturity Date
As of May 1, 2024

Orange County Fire Authority
1 Fire Authority Road
Irvine, CA 92602
(714)573-6301

					Maturity Par Value	Percent of Portfolio	Current Book Value	Current Market Value
Aging Interval:	0 days	(05/01/2024 - 05/01/2024)	7 Maturities	0 Payments	96,079,696.84	29.77%	96,079,696.84	95,726,263.64
Aging Interval:	1 - 30 days	(05/02/2024 - 05/31/2024)	4 Maturities	0 Payments	44,000,000.00	13.66%	43,911,293.34	43,907,300.00
Aging Interval:	31 - 60 days	(06/01/2024 - 06/30/2024)	3 Maturities	0 Payments	34,000,000.00	10.50%	33,766,348.61	33,750,960.00
Aging Interval:	61 - 90 days	(07/01/2024 - 07/30/2024)	2 Maturities	0 Payments	28,000,000.00	8.61%	27,686,493.55	27,681,360.00
Aging Interval:	91 - 120 days	(07/31/2024 - 08/29/2024)	2 Maturities	0 Payments	26,000,000.00	7.96%	25,603,722.08	25,597,520.00
Aging Interval:	121 - 365 days	(08/30/2024 - 05/01/2025)	8 Maturities	0 Payments	86,015,000.00	26.07%	85,162,872.12	83,829,686.70
Aging Interval:	366 - 1095 days	(05/02/2025 - 05/01/2027)	1 Maturities	0 Payments	12,000,000.00	3.44%	12,000,000.00	11,052,120.00
Aging Interval:	1096 days and after	(05/02/2027 -)	0 Maturities	0 Payments	0.00	0.00%	0.00	0.00
Total for			27 Investments	0 Payments		100.00	324,210,426.54	321,545,210.34



NOTES TO PORTFOLIO MANAGEMENT REPORT

- Note 1: Market value of the LAIF investment is calculated using a fair value factor provided by LAIF. The U.S. Bank Corporate Trust and Custody Department provides market values of the remaining investments.
- Note 2: Book value reflects the cost or amortized cost before the GASB 31 accounting adjustment.
- Note 3: GASB 31 requires governmental entities to report investments at fair value in the financial statements and to reflect the corresponding unrealized gains/ (losses) as a component of investment income. The GASB 31 adjustment is recorded only at fiscal year-end. Fluctuations in the marketplace have little effect on our long-term investment yield because it is our policy to hold investments to maturity. However, adjusting to market values as required by GAAP resulted in a decrease in recorded interest earnings of \$5,512,582.65. The adjustment for June 30, 2023, includes a decrease of \$612,970.63 to the LAIF investment and a decrease of \$4,899,612.02 to the remaining investments.
- Note 4: The Federated Treasury Obligations money market mutual fund functions as the Authority's sweep account. Funds are transferred to and from the sweep account to/from OCFA's checking account in order to maintain a target balance of \$1,000,000 in checking. Since this transfer occurs at the beginning of each banking day, the checking account sometimes reflects a negative balance at the close of the banking day. The negative closing balance is not considered an overdraft since funds are available in the money market mutual fund. The purpose of the sweep arrangement is to provide sufficient liquidity to cover outstanding checks yet allow that liquidity to be invested while payment of the outstanding checks is pending.



Local Agency Investment Fund (LAIF)

As of April 30, 2024, OCFA has \$60,845,144.83 invested in LAIF. The fair value of OCFA's LAIF investment is calculated using a participant fair value factor provided by LAIF on a quarterly basis. The fair value factor as of March 31, 2024 is .994191267. When applied to OCFA's LAIF investment, the fair value is \$60,491,711.63 or \$353,433.20 below cost. Although the fair value of the LAIF investment is lower than cost, OCFA can withdraw the actual amount invested at any time.

LAIF is included in the State Treasurer's Pooled Money Investment Account (PMIA) for investment purposes. The PMIA market valuation on April 30, 2024 is included on the following page.



Fair Value Including Accrued Interest	\$	171,933,437,035.75
---------------------------------------	----	--------------------

Page 12



Orange County Fire Authority

Preliminary Investment Report

May 24, 2024



ORANGE COUNTY FIRE AUTHORITY
Portfolio Management
Portfolio Summary
May 24, 2024

Orange County Fire Authority
1 Fire Authority Road
Irvine, CA 92602
(714)573-6301

Investments	Par Value	See Note 1 on page 19	See Note 2 on page 19	% of Portfolio	Term	Days to Mat./Call	YTM/Call 360 Equiv.	YTM/Call 365 Equiv.
		Market Value	Book Value					
Money Mkt Mutual Funds/Cash	12,631,201.71	12,631,201.71	12,631,201.71	4.18	1	1	5.030	5.100
Federal Agency Coupon Securities	66,015,000.00	63,934,052.00	66,015,637.16	21.84	1,348	86	1.227	1.244
Federal Agency Disc. -Amortizing	88,000,000.00	86,719,320.00	86,752,958.46	28.70	202	100	5.283	5.357
Treasury Discounts -Amortizing	82,000,000.00	81,024,480.00	81,003,845.62	26.80	145	85	5.274	5.347
Local Agency Investment Funds	55,845,144.83	55,520,755.29	55,845,144.83	18.48	1	1	4.213	4.272
	304,491,346.54	299,829,809.00	302,248,787.78	100.00%	391	71	4.187	4.245
Investments								
Cash								
Passbook/Checking (not included in yield calculations)	786,312.85	786,312.85	786,312.85		1	1	0.000	0.000
Total Cash and Investments	305,277,659.39	300,616,121.85	303,035,100.63		391	71	4.187	4.245

Total Earnings	May 24 Month Ending	Fiscal Year To Date
Current Year	843,538.82	8,129,110.57
Average Daily Balance	307,881,257.63	243,133,460.92
Effective Rate of Return	4.17%	3.71%

"I certify that this investment report accurately reflects all pooled investments and is in compliance with the investment policy adopted by the Board of Directors to be effective on January 1, 2024. A copy of this policy is available from the Clerk of the Authority. Sufficient investment liquidity and anticipated revenues are available to meet budgeted expenditure requirements for the next thirty days and the next six months."

Robert C. Cortez, Asst Chief, Business Services

Cash and Investments with GASB 31 Adjustment:

Book Value of Cash & Investments before GASB 31 (Above)	\$ 303,035,100.63
GASB 31 Adjustment to Books (See Note 3 on page 19)	\$ (5,512,582.65)
Total	\$ 297,522,517.98

ORANGE COUNTY FIRE AUTHORITY
Portfolio Management
Portfolio Details - Investments
May 24, 2024

See Note 1 on page 19

See Note 2 on page 19

CUSIP	Investment #	Issuer	Average Balance	Purchase Date	Par Value	Market Value	Book Value	Stated Rate	YTM/Call 365 Mat./Call	Days to Maturity	Maturity Date
Money Mkt Mutual Funds/Cash											
SYS1042	1042	US Bank - Treasury Obligations			9,290,491.13	9,290,491.13	9,290,491.13	5.172	5.172	1	
SYS528	528	MUFG Treasury Obligations		07/01/2023	0.00	0.00	0.00	4.620	4.620	1	
SYS530	530	US Bancorp Sweep Account			3,340,710.58	3,340,710.58	3,340,710.58	4.898	4.898	1	
Subtotal and Average			30,040,606.23		12,631,201.71	12,631,201.71	12,631,201.71		5.100	1	
Federal Agency Coupon Securities											
3133EMWH1	1030	Federal Farm Credit Bank (Callable 6/21/2024)		04/22/2021	3,000,000.00	2,881,770.00	3,000,637.16	0.710	0.680	27	04/21/2025
3133EMXS6	1032	Federal Farm Credit Bank (Continuous Call)		04/28/2021	12,000,000.00	11,509,800.00	12,000,000.00	0.720	0.720	7	04/28/2025
3134H1V75	1129	Fed Home Loan Mtg Corp (Callable 5/21/2025)		05/24/2024	8,000,000.00	7,991,456.00	8,000,000.00	5.200	5.201	361	05/21/2026
3130ALNY6	1025	Fed Home Loan Bank (Callable 6/30/2024)		03/30/2021	8,000,000.00	7,864,080.00	8,000,000.00	0.550	0.592	36	09/30/2024
3130ALVR2	1031	Fed Home Loan Bank (Callable 7/23/2024)		04/23/2021	11,015,000.00	10,799,106.00	11,015,000.00	0.520	0.560	59	10/23/2024
3130AM6P2	1034	Fed Home Loan Bank (Callable 7/29/2024)		04/29/2021	12,000,000.00	11,103,960.00	12,000,000.00	1.000	1.000	65	04/29/2026
3130AM6H0	1035	Fed Home Loan Bank (Callable 8/11/2024)		05/11/2021	12,000,000.00	11,783,880.00	12,000,000.00	0.550	0.578	78	10/11/2024
Subtotal and Average			58,348,992.97		66,015,000.00	63,934,052.00	66,015,637.16		1.244	86	
Federal Agency Disc. -Amortizing											
313384XV6	1095	Fed Home Loan Bank		07/20/2023	14,000,000.00	13,971,440.00	13,974,140.83	5.115	5.447	13	06/07/2024
313384YS2	1109	Fed Home Loan Bank		12/21/2023	14,000,000.00	13,928,740.00	13,934,021.11	4.990	5.263	34	06/28/2024
313384M89	1113	Fed Home Loan Bank		02/29/2024	14,000,000.00	13,678,140.00	13,691,377.78	4.960	5.243	160	11/01/2024
313384E70	1121	Fed Home Loan Bank		04/22/2024	13,000,000.00	12,805,130.00	12,808,448.61	5.150	5.399	103	09/05/2024
313384B32	1122	Fed Home Loan Bank		04/22/2024	13,000,000.00	12,856,610.00	12,859,302.08	5.195	5.425	75	08/08/2024
313385AZ9	1124	Fed Home Loan Bank		05/08/2024	10,000,000.00	9,655,300.00	9,660,094.44	5.015	5.308	244	01/24/2025
313384J34	1125	Fed Home Loan Bank		05/08/2024	6,000,000.00	5,886,240.00	5,887,340.00	5.160	5.419	131	10/03/2024
313384B73	1126	Fed Home Loan Bank		05/23/2024	2,000,000.00	1,976,780.00	1,977,046.11	5.230	5.440	79	08/12/2024
313384J75	1128	Fed Home Loan Bank		05/23/2024	2,000,000.00	1,960,940.00	1,961,187.50	5.175	5.427	135	10/07/2024
Subtotal and Average			78,485,116.71		88,000,000.00	86,719,320.00	86,752,958.46		5.357	100	
Treasury Discounts -Amortizing											
912797HS9	1108	US Treasury Bill		12/21/2023	14,000,000.00	13,995,940.00	13,990,258.33	5.010	5.268	5	05/30/2024
912796Y45	1112	US Treasury Bill		01/17/2024	6,000,000.00	5,973,720.00	5,972,500.00	5.000	5.258	33	06/27/2024
912797GB7	1116	US Treasury Bill		04/18/2024	14,000,000.00	13,910,120.00	13,905,159.07	5.189	5.399	47	07/11/2024
912797JT5	1118	US Treasury Bill		04/19/2024	14,000,000.00	13,881,980.00	13,877,830.56	5.150	5.369	61	07/25/2024
912797KC0	1119	US Treasury Bill		04/22/2024	13,000,000.00	12,837,110.00	12,834,163.33	5.160	5.399	89	08/22/2024
912797KL0	1120	US Treasury Bill		04/22/2024	13,000,000.00	12,784,330.00	12,782,835.00	5.140	5.399	117	09/19/2024
912797KS5	1127	US Treasury Bill		05/23/2024	8,000,000.00	7,641,280.00	7,641,099.33	4.939	5.256	327	04/17/2025

ORANGE COUNTY FIRE AUTHORITY
Portfolio Management
Portfolio Details - Investments
May 24, 2024

CUSIP	Investment #	Issuer	Average Balance	Purchase Date	Par Value	Market Value	Book Value	Stated Rate	YTM/C 365	Days to Mat./Call	Maturity Date
Subtotal and Average			83,286,396.90		82,000,000.00	81,024,480.00	81,003,845.62		5.347	85	
Local Agency Investment Funds											
SYS336	336	Local Agency Invstmt Fund			55,845,144.83	55,520,755.29	55,845,144.83	4.272	4.272	1	
Subtotal and Average			57,720,144.83		55,845,144.83	55,520,755.29	55,845,144.83		4.272	1	
Total and Average			307,881,257.63		304,491,346.54	299,829,809.00	302,248,787.78		4.245	71	
Money Mkt Mutual Funds/Cash											
SYS10033	10033	Revolving Fund		07/01/2023	20,000.00	20,000.00	20,000.00		0.000	1	
SYS4	4	Union Bank		07/01/2023	0.00	0.00	0.00		0.000	1	
SYS5	5	US Bancorp		07/01/2023	766,312.85	766,312.85	766,312.85		0.000	1	
Average Balance			0.00							1	
Total Cash and Investments			307,881,257.63		305,277,659.39	300,616,121.85	303,035,100.63		4.245	71	

(This Page Intentionally Left Blank)



ORANGE COUNTY FIRE AUTHORITY
Aging Report
By Maturity Date
As of May 25, 2024

Orange County Fire Authority
1 Fire Authority Road
Irvine, CA 92602
(714)573-6301

					Maturity Par Value	Percent of Portfolio	Current Book Value	Current Market Value
Aging Interval:	0 days	(05/25/2024 - 05/25/2024)	7 Maturities	0 Payments	69,262,659.39	22.93%	69,262,659.39	68,938,269.85
Aging Interval:	1 - 30 days	(05/26/2024 - 06/24/2024)	2 Maturities	0 Payments	28,000,000.00	9.30%	27,964,399.16	27,967,380.00
Aging Interval:	31 - 60 days	(06/25/2024 - 07/24/2024)	3 Maturities	0 Payments	34,000,000.00	11.25%	33,811,680.18	33,812,580.00
Aging Interval:	61 - 90 days	(07/25/2024 - 08/23/2024)	4 Maturities	0 Payments	42,000,000.00	13.82%	41,548,342.08	41,552,480.00
Aging Interval:	91 - 120 days	(08/24/2024 - 09/22/2024)	2 Maturities	0 Payments	26,000,000.00	8.51%	25,591,283.61	25,589,460.00
Aging Interval:	121 - 365 days	(09/23/2024 - 05/25/2025)	10 Maturities	0 Payments	86,015,000.00	27.83%	84,856,736.21	83,660,536.00
Aging Interval:	366 - 1095 days	(05/26/2025 - 05/25/2027)	2 Maturities	0 Payments	20,000,000.00	6.35%	20,000,000.00	19,095,416.00
Aging Interval:	1096 days and after	(05/26/2027 -)	0 Maturities	0 Payments	0.00	0.00%	0.00	0.00
Total for			30 Investments	0 Payments		100.00	303,035,100.63	300,616,121.85



NOTES TO PORTFOLIO MANAGEMENT REPORT

- Note 1: Market value of the LAIF investment is calculated using a fair value factor provided by LAIF. The U.S. Bank Corporate Trust and Custody Department provides market values of the remaining investments.
- Note 2: Book value reflects the cost or amortized cost before the GASB 31 accounting adjustment.
- Note 3: GASB 31 requires governmental entities to report investments at fair value in the financial statements and to reflect the corresponding unrealized gains/ (losses) as a component of investment income. The GASB 31 adjustment is recorded only at fiscal year-end. The adjustment for June 30, 2023 includes a decrease of \$612,970.63 to the LAIF investment and a decrease of \$4,899,612.02 to the remaining investments.
- Note 4: The Federated Treasury Obligations money market mutual fund functions as the Authority's sweep account. Funds are transferred to and from the sweep account to/from OCFA's checking account in order to maintain a target balance of \$1,000,000 in checking. Since this transfer occurs at the beginning of each banking day, the checking account sometimes reflects a negative balance at the close of the banking day. The negative closing balance is not considered an overdraft since funds are available in the money market mutual fund. The purpose of the sweep arrangement is to provide sufficient liquidity to cover outstanding checks yet allow that liquidity to be invested while payment of the outstanding checks is pending.

GLOSSARY

INVESTMENT TERMS

Basis Point. Measure used in quoting yields on bonds and notes. One basis point is .01% of yield.

Book Value. This value may be the original cost of acquisition of the security, or original cost adjusted by the amortization of a premium or accretion of a discount. The book value may differ significantly from the security's current value in the market.

Commercial Paper. Unsecured short-term promissory notes issued by corporations, with maturities ranging from 2 to 270 days; may be sold on a discount basis or may bear interest.

Coupon Rate. Interest rate, expressed as a percentage of par or face value, that issuer promises to pay over lifetime of debt security.

Discount. The amount by which a bond sells under its par (face) value.

Discount Securities. Securities that do not pay periodic interest. Investors earn the difference between the discount issue price and the full face value paid at maturity. Treasury bills, bankers' acceptances and most commercial paper are issued at a discount.

Effective Rate of Return. Rate of return on a security, based on its purchase price, coupon rate, maturity date, and the period between interest payments.

Federal Agency Securities. Securities issued by agencies such as the Federal National Mortgage Association and the Federal Farm Credit Bank. Though not general obligations of the US Treasury, such securities are sponsored by the government and therefore have high credit ratings. Some are issued on a discount basis and some are issued with coupons.

Federal Funds. Funds placed in Federal Reserve banks by depository institutions in excess of current reserve requirements. These depository institutions may lend fed funds to each other overnight or on a longer basis. They may also transfer funds among each other on a same-day basis through the Federal Reserve banking system. Fed Funds are considered to be immediately available funds.

Fed Funds Rate. The interest rate charged by one institution lending federal funds to another.

Federal Open Market Committee. The branch of the Federal Reserve Board that determines the direction of monetary policy.

Local Agency Investment Fund (LAIF). A California State Treasury fund which local agencies may use to deposit funds for investment and for reinvestment with a maximum of \$75 million for any agency (*excluding bond funds, which have no maximum*). It offers high liquidity because

deposits can be converted to cash in 24 hours and no interest is lost. Interest is paid quarterly and the State's administrative fee cannot to exceed 1/4 of a percent of the earnings.

Market value. The price at which the security is trading and could presumably be purchased or sold.

Maturity Date. The specified day on which the issuer of a debt security is obligated to repay the principal amount or face value of security.

Money Market Mutual Fund. Mutual funds that invest solely in money market instruments (short-term debt instruments, such as Treasury bills, commercial paper, bankers' acceptances, repurchase agreements and federal funds).

Par. Face value or principal value of a bond typically \$1,000 per bond.

Rate of Return. The amount of income received from an investment, expressed as a percentage. A *market rate of return* is the yield that an investor can expect to receive in the current interest-rate environment utilizing a buy-and-hold to maturity investment strategy.

Treasury Bills. Short-term U.S. government non-interest bearing debt securities with maturities of no longer than one year. The yields on these bills are monitored closely in the money markets for signs of interest rate trends.

Treasury Notes. Intermediate U.S. government debt securities with maturities of one to 10 years.

Treasury bonds. Long-term U.S. government debt securities with maturities of 10 years or longer.

Yield. Rate of return on a bond.

Yield-to-maturity. Rate of return on a bond taking into account the total annual interest payments, the purchase price, the redemption value and the amount of time remaining until maturity.

ECONOMIC TERMS

Conference Board Consumer Confidence Index. A survey that measures how optimistic or pessimistic consumers are with respect to the economy in the near future.

Consumer Price Index (CPI). A measure that examines the weighted average of prices of a basket of consumer goods and services, such as transportation, food and medical care. Changes in CPI are used to assess price changes associated with the cost of living.

Durable Goods Orders. An economic indicator released monthly that reflects new orders placed with domestic manufacturers for delivery of factory durable goods such as autos and appliances in the near term or future.

Gross Domestic Product. The monetary value of all the finished goods and services produced within a country's borders in a specific time period. It includes all of private and public consumption, government outlays, investments and exports less imports that occur within a defined territory.

Industrial Production. An economic indicator that is released monthly by the Federal Reserve Board. The indicator measures the amount of output from the manufacturing, mining, electric and gas industries.

ISM Institute for Supply Management (ISM) Manufacturing Index. A monthly index that monitors employment, production inventories, new orders and supplier deliveries.

ISM Non-manufacturing Index. An index based on surveys of non-manufacturing firms' purchasing and supply executives. It tracks economic data for the service sector.

Leading Economic Index. A monthly index used to predict the direction of the economy's movements in the months to come. The index is made up of 10 economic components, whose changes tend to precede changes in the overall economy.

National Federation of Independent Business Small Business Optimism Index. An index based on surveys of small business owners' plans and expectations regarding employment, capital, inventories, economic improvement, credit conditions, expansion, and earnings trends in the near term or future.

Producer Price Index. An index that measures the average change over time in the selling prices received by domestic producers for their output.

University of Michigan Consumer Sentiment Index. An index that measures the overall health of the economy as determined by consumer opinion. It takes into account an individual's feelings toward his or her own current financial health, the health of the economy in the short term and the prospects for longer term economic growth.



Orange County Fire Authority **AGENDA STAFF REPORT**

**Budget and Finance Committee Meeting
June 12, 2024**

**Agenda Item No. 2D
Consent Calendar**

FY 2023/24 Year End Budget Adjustment

Contact(s) for Further Information

Robert C. Cortez, Assistant Chief Business Services Department	robertcortez@ocfa.org	714.573.6012
-------------------------------------------------------------------	------------------------------------------------------------------	--------------

James Slobojan, Assistant Treasurer Treasury and Financial Planning	james@slobojan@ocfa.org	714.573.6305
------------------------------------------------------------------------	----------------------------------------------------------------------	--------------

Stuart Lam, Budget Manager Treasury & Financial Planning	stuartlam@ocfa.org	714.573.6302
-------------------------------------------------------------	------------------------------------------------------------	--------------

Summary

This item is submitted to request approval to adjust revenues and expenditures to reflect changes identified after the FY 2023/24 Mid-Year Budget Adjustment was approved in March 2024.

Prior Board/Committee Action

A comprehensive mid-year financial review was presented to the Budget and Finance Committee and the Board of Directors in January 2024, highlighting proposed mid-year changes to the FY 2023/24 budget that were needed based on events that have occurred since the budget was adopted. The Board directed staff to return in March with the technical budget adjustments required to implement the proposed changes.

At its regular March 13, 2024, meeting, the Budget and Finance Committee reviewed and unanimously recommended approval of this item. At its regular March 28, 2024, meeting, the Board of Directors also reviewed and approved this item.

Subsequent to the Board's approval of the mid-year budget adjustments, there were additional adjustments to both revenues and expenditures that require Board approval prior to year-end.

RECOMMENDED ACTION(S)

Review the proposed agenda item and direct staff to place the item on the agenda for the Board of Directors meeting of June 27, 2024, with the Budget and Finance Committee's recommendation that the Board of Directors approve and authorize FY 2023/24 budget adjustments as detailed in this report.

Impact to Cities/County

N/A

Fiscal Impact

Financial impact is detailed in the report, with an overall adjustment in revenues (all funds combined) of \$1.8 million and an overall adjustment in expenditures (all funds combined) of \$5.0 million. The \$3.2 million in expenditures in excess of revenue adjustments is primarily due to

backfill/overtime (non-discretionary & non-reimbursable) expenditures that have been trending higher as described below.

Increased Cost Funded by Structural Fire Fund:	\$3,242,906
Increased Cost Funded by Cash Contract Cities:	\$0

Background

Proposed FY 2023/24 Year End Budget Adjustment

Since the mid-year budget adjustment was approved by the Board in March 2024, additional changes to the budget have become necessary. Overall, the proposed changes in the General Fund result in a revenue adjustment of approximately \$744K and an expenditure adjustment of \$5.0 million.

FY 2023/24 General Fund Revenue Adjustments - \$0.7 million

Supplemental Property Tax: Based on property tax billing data provided by the Auditor/Controller and property taxes received to date, projections indicate an approximate \$754K increase over budget.	\$753,729
---------------------------------------------------------------------------------------------------------------------------------------------------------------------------------------------------------------	------------------

Assistance by Hire (ABH)/Emergency Incident/CalFire: ABH is the term used when OCFA responds to requests for assistance to incidents outside our area of responsibility, on a reimbursement basis. This adjustment includes an additional \$83K not included in the mid-year adjustments. An expenditure adjustment is also proposed to the overtime/backfill category to cover the costs associated with providing the ABH services.	\$82,528
----------------------------------------------------------------------------------------------------------------------------------------------------------------------------------------------------------------------------------------------------------------------------------------------------------------------------------------------------------------------------------------------------------------------------------------------	-----------------

Charges for Services: Charges for services revenue is being adjusted for the following items: reduced ambulance supplies reimbursement revenue as reimbursement from Falck is under discussion (\$830K); increase in crews and equipment services revenue (\$42K); increase in false alarm fees (\$15K); increase in late payment penalty revenue (\$9K);.	(\$764,100)
-------------------------------------------------------------------------------------------------------------------------------------------------------------------------------------------------------------------------------------------------------------------------------------------------------------------------------------------------------------------	--------------------

Miscellaneous: This category of revenue adjustments includes an increase in interest earnings (\$578K), an increase for sale of surplus of capital assets (\$50K), an increase in training division class fee revenue (\$34K), and an increase for insurance settlements (\$10K).	\$671,650
------------------------------------------------------------------------------------------------------------------------------------------------------------------------------------------------------------------------------------------------------------------------------------------	------------------

Note: Some adjustments represent future anticipated reimbursement revenue

FY 2023/24 General Fund Expenditure Adjustments - \$4.0 million

Assistance by Hire/Emergency Incident Costs/CalFire: As mentioned under Revenue for ABH, an adjustment is needed for in-county and out-of-county responses, primarily in the overtime/backfill category, but also for response-related supplies.	\$82,528⁽¹⁾
---------------------------------------------------------------------------------------------------------------------------------------------------------------------------------------------------------------------------------------------------------	-------------------------------

¹ Expenditure increase is wholly or partially cost neutral, offset by a corresponding revenue source or dedicated fund balance.

Backfill/Overtime: This adjustment is for backfill/overtime expenditures that have trended higher primarily due to higher workers compensation costs. Backfill/overtime for the categories of sick leave, vacation leave, and other leave has also trended higher this fiscal year. **\$4,036,861**

Firefighter Side Letter Agreement: This adjustment covers the impact of the newly authorized pay enhancements for specified positions on the current fiscal year's budget that were approved by the Board of Directors on April 25, 2024. **\$108,296**

Starlink: This adjustment provides funding to add Starlink high-speed satellite internet capabilities to Division Chief and Battalion Chief vehicles. **\$199,449**

Interfund Borrowing: When the budget was adopted in May, the Board approved interfund borrowing as our cash flow management mechanism in FY 2023/24. The money is borrowed from the Workers' Compensation Self-Insurance Fund 190 and repaid with interest which is reflected as a cost to the General Fund. The Board approved a mid-year budget adjustment for interfund borrowing in March and an additional amount of \$576K is needed based on actual interfund borrowing costs now that the repayment to Fund 190 has been completed. **\$575,557**

FY 2023/24 CIP and Other Fund Adjustments

Interest Earnings: Interest earning revenues for each of the CIP and Other Funds have been adjusted by a combined amount of \$1,015,978 allocated as follows:

- \$191,429 increase in Fund 123 Fire Stations and Facilities
- \$48,165 increase in Fund 124 Communications and Information Systems
- \$231,418 increase in Fund 133 Fire Apparatus
- \$87,933 increase in Fund 139 115 Trust
- \$22,800 increase in Fund 171 Structural Fire Fund Entitlement Fund
- \$434,233 increase in Fund 190 Workers' Compensation



Orange County Fire Authority **AGENDA STAFF REPORT**

Budget and Finance Committee Meeting
June 12, 2024

Agenda Item No. 2E
Consent Calendar

Updated Cost Reimbursement Rates

Contact(s) for Further Information

Robert C. Cortez, Assistant Chief
Business Services Department

robertcortez@ocfa.org

714.573.6012

Alicea Caccavo, Finance Division
Manager/ Business Services Department

aliceacaccavo@ocfa.org

714.573.6304

Summary

This item is submitted to request approval of the proposed update to the Cost Reimbursement rates.

Prior Board/Committee Action

Not Applicable.

RECOMMENDED ACTION(S)

Review the proposed agenda item and direct staff to place the item on the agenda for the Board of Directors meeting on June 27, 2024, with the Budget and Finance Committee's recommendation that the Board of Directors approve and adopt the proposed Cost Reimbursement Rate schedules to be effective July 1, 2024.

Impact to Cities/County

Not Applicable

Fiscal Impact

The fiscal impact of the new rates will be based on the number of incidents that occur throughout the year and will be incorporated into the mid-year budget update.

Increased Cost Funded by Structural Fire Fund: \$0

Increased Cost Funded by Cash Contract Cities: \$0

Background

The California Fire and Rescue Mutual Aid System Operating Plan outlines the methodologies and formulas participating agencies (including OCFA) are required to use when developing cost reimbursement rates. These rates will be used when OCFA resources are ordered by various Federal (Cleveland National Forest Service) and State (Cal Fire) agencies. The California Office of Emergency Services (Cal OES) requires a different method to calculate reimbursement rates for non-suppression personnel only. Both methods are designed to only reimburse OCFA for the marginal cost of providing the resources and are calculated in three separate components, the indirect (overhead) cost rate, personnel rate, and equipment rate.

Reimbursement Rate Calculation (Other than Cal OES)

FY 2024/25 proposed Indirect Cost Rate is 16.69%, increasing 2.47% from the current rate of 14.22%. This change is due to increases in labor contracts and support costs. According to Title 2 Code of Federal Regulations, part 200 issued by the Federal Office of Management and Budget, special projects or unexpected events are allowable costs for developing the indirect cost rate.

The specialty pays (i.e., crane operator, paramedic, hazmat specialist, hazardous duty, technical rescue truck, and US&R pay) are blended with a base salary in the average hourly rates for suppression positions. The full list of proposed reimbursement rates by position, including the indirect cost rate, is listed in Attachment 1A.

Equipment Rates

OCFA adopts the Cal OES California Fire Assistance Agreement (CFAA) and Federal Emergency Management Agency (FEMA) approved equipment rates, except for the helicopter rates which are calculated by OCFA, to seek reimbursement for equipment use during fire incidents. The Bell 412 helicopter rate decreased by 8% from last year due to decreased parts and maintenance costs (Attachment 2). Rates for the Firehawk helicopters will be added and submitted to the Board for approval when the new aircraft is placed into service.

Cal OES Reimbursement Rates

The Cal OES requires separate calculations for regular and overtime reimbursement rates for non-suppression staff. The Cal OES personnel reimbursement rates are listed in Attachment 1B to this staff report.

Civilian Position Rates

The civilian position reimbursement rates are used for task force members responding to national and regional disasters on search and rescue missions. The reimbursement rate for affiliate members is based on the top-step shift rate for OCFA's Battalion Chief. The reimbursement rates for all other civilian positions are based on a salary survey conducted within California task forces, and the rates are shown in the Cal OES reimbursement schedule (Attachment 1B).

Mutually Beneficial Hourly Rates (Hand Crew and Dozer Operator)

These rates, with a methodology originally approved in 2010, are updated annually and used to recover only the hand crew and dozer operators' base salary costs when OCFA deems projects beneficial to both the requesting entity and OCFA.

QRF Reimbursement Rates

The Quick Reaction Force (QRF) reimbursement rates are based on the QRF Program and vendor agreements previously approved by the Board of Directors on November 8, 2023. The QRF reimbursement rates include OCFA's cost recovery for helitankers, mobile fire-retardant plant, and hourly rates for Program Managers and Air Tactical Group Supervisors (Attachment 3).

Summary

Upon approval of the proposed rates included in Attachment 1A, 1B, 2, and 3, OCFA's Finance/Cost Recovery Section will use the approved rates for the following activities or programs:

- Assistance by Hire (ABH) rates for services provided in response to CAL FIRE, Cal OES, Cleveland National Forest Service (CNF) Fire/Incident response, and other agency requests.

- Fire/Incident Restitution
- Special Event Stand-By
- Other Miscellaneous Billing

Attachment(s)

1. Proposed Cost Reimbursement Rates – Personnel
 - a. Proposed Cost Reimbursement Rates – All Agencies except Cal OES
 - b. Proposed Cost Reimbursement Rates – Cal OES
2. Proposed Cost Reimbursement Rates – Equipment
3. Proposed Cost Reimbursement Rates - QRF

ORANGE COUNTY FIRE AUTHORITY
COST REIMBURSEMENT RATES FOR ALL BILLING AGENCIES (EXCEPT CAL OES)
PERSONNEL
EFFECTIVE JULY 1, 2024

CLASSIFICATION	2023/24 ADOPTED RATES	2024/25 PROPOSED RATE with ICRP	\$ CHANGE	% CHANGE	
SUPPRESSION PERSONNEL					
FIRE DIVISION CHIEF (DC)	\$189.02	\$209.45	\$20.43	10.81%	
FIRE BATTALION CHIEF (BC)	\$139.25	\$156.52	\$17.27	12.41%	
FIRE CAPTAIN (FC)	\$96.45	\$105.93	\$9.48	9.83%	(1)
FIRE APPARATUS ENGINEER (FAE)	\$81.18	\$87.22	\$6.04	7.44%	(1)
FIREFIGHTER (FF)	\$69.56	\$75.33	\$5.77	8.29%	(1)
HAND CREW (FIREFIGHTER)	\$39.31	\$40.34	\$1.03	2.62%	(2)
HAND CREW SUPERVISOR (FIRE CAPTAIN)	\$89.01	\$92.06	\$3.05	3.43%	
HAND CREW SUPERVISOR (FIRE APP. ENGINEER)	\$76.04	\$78.65	\$2.61	3.43%	
HAND CREW SUPERVISOR (FIREFIGHTER)	\$67.80	\$70.11	\$2.31	3.41%	
HEAVY FIRE EQUIPMENT OPERATOR	\$124.62	\$128.89	\$4.27	3.42%	
FIRE PILOT	\$97.91	\$106.80	\$8.89	9.08%	
NON-SUPPRESSION PERSONNEL					
ACCOUNTANT	\$81.63	\$90.31	\$8.68	10.63%	
ACCOUNTING MANAGER	\$93.81	\$98.74	\$4.93	5.26%	(3)
ADMINISTRATIVE ASSISTANT	\$60.02	\$58.18	(\$1.84)	-3.06%	
ASST. FIRE MARSHAL	\$111.56	\$120.83	\$9.27	8.31%	
ASST. PURCHASING AGENT	\$91.19	\$96.23	\$5.04	5.52%	
BUYER	\$72.60	\$65.60	(\$7.00)	-9.65%	
COMMUNICATIONS TECHNICIAN	\$69.55	\$73.40	\$3.85	5.54%	
COMMUNICATIONS SERVICE SUPERVISOR	\$104.71	\$110.48	\$5.77	5.51%	
DEPUTY FIRE MARSHAL	\$91.28	\$96.91	\$5.63	6.17%	(3)
EMERGENCY COMM CENTER MANAGER	\$63.34	\$68.50	\$5.16	8.14%	(3),(4)
ENVR HEALTH & SAFETY OFFICER	\$78.28	\$82.41	\$4.13	5.27%	(3)
EQUIPMENT TECHNICIAN I	\$60.43	\$62.61	\$2.18	3.61%	
EQUIPMENT TECHNICIAN II	\$77.39	\$76.72	(\$0.67)	-0.86%	
FINANCE DIVISION MANAGER	\$106.94	\$107.76	\$0.82	0.76%	(3)
FIRE COMM RELAT/ED SPECIALIST	\$71.86	\$78.17	\$6.31	8.78%	
FIRE COMM RELAT/ED SUPERVISOR	\$73.71	\$82.11	\$8.40	11.39%	(4)
FIRE COMMUNICATIONS DISPATCHER	\$69.68	\$71.76	\$2.08	2.98%	
FIRE COMMUNICATIONS SUPERVISOR	\$80.43	\$86.38	\$5.95	7.40%	
FIRE HELICOPTER TECHNICIAN	\$93.10	\$100.83	\$7.73	8.30%	
FIRE PREVENTION ANALYST	\$104.05	\$109.43	\$5.38	5.17%	
FIRE PREVENTION SERVICES SPECIALIST	\$34.33	\$36.23	\$1.90	5.55%	

Notes:

- (1) The average rate includes specialty pays applicable to over-time calculations (i.e. Airport Rescue, Crane Operator, Hazardous duty, HazMat, HazMat Paramedic, Hazmat Specialist, Paramedic, Technical Rescue Truck, US&R, and US&R Paramedic p
- (2) EMT specialty pay is included in Hand Crew FF average rate
- (3) In addition to other labor cost adjustments, these positions also reflect overtime as straight time rather than 1.5 x hourly rate.
- (4) Hourly rate reflects changes in personnel

ORANGE COUNTY FIRE AUTHORITY
COST REIMBURSEMENT RATES FOR ALL BILLING AGENCIES (EXCEPT CAL OES)
PERSONNEL
EFFECTIVE JULY 1, 2024

CLASSIFICATION	2023/24 ADOPTED RATES	2024/25 PROPOSED RATE with ICRP	\$ CHANGE	% CHANGE	
FIRE PREVENTION SPECIALIST	\$78.36	\$81.70	\$3.34	4.26%	
FIRE PREVENTION TRAINEE	\$57.96	\$61.70	\$3.74	6.46%	
FIRE SAFETY ENGINEER	\$122.51	\$129.27	\$6.76	5.52%	
FLEET SERVICES COORDINATOR	\$81.87	\$86.38	\$4.51	5.51%	
FLEET SERVICE DIVISION MANAGER	\$92.31	\$98.74	\$6.43	6.97%	(3)
FLEET SERVICES SUPERVISOR	\$95.05	\$94.42	(\$0.63)	-0.66%	
GENERAL LABORER	\$38.30	\$39.68	\$1.38	3.61%	
GIS ANALYST	\$108.80	\$116.34	\$7.54	6.93%	
GIS SUPERVISOR	\$133.07	\$140.42	\$7.35	5.52%	
GIS TECHNICIAN	\$80.68	\$90.62	\$9.94	12.32%	
HEAVY EQUIPMENT TECHNICIAN I	\$70.57	\$76.25	\$5.68	8.05%	
HEAVY EQUIPMENT TECHNICIAN II	\$82.87	\$88.80	\$5.93	7.15%	
INFORMATION TECHNOLOGY ANALYST	\$108.12	\$116.34	\$8.22	7.61%	
INFORMATION TECHNOLOGY MANAGER	\$98.88	\$104.08	\$5.20	5.26%	(3)
INFORMATION TECHNOLOGY SPECIALIST	\$93.42	\$98.13	\$4.71	5.04%	
INFORMATION TECHNOLOGY SUPERVISOR	\$133.07	\$140.42	\$7.35	5.52%	
INFORMATION TECHNOLOGY TECHNICIAN	\$85.15	\$85.96	\$0.81	0.95%	
MANAGEMENT ANALYST	\$70.51	\$71.20	\$0.69	0.98%	(3)
MANAGEMENT ASSISTANT	-	\$63.04	N/A	N/A	
MEDICAL DIRECTOR	\$106.94	\$199.23	\$92.29	86.30%	(3),(4)
PURCHASING DIVISION MANAGER	\$75.32	\$83.65	\$8.33	11.06%	(3)
RESERVE FIREFIGHTER	\$2.22	\$2.11	(\$0.11)	-4.83%	
RISK MANAGEMENT ANALYST	\$78.28	\$82.41	\$4.13	5.27%	(3)
RISK MANAGEMENT SPECIALIST	\$58.01	\$61.58	\$3.57	6.15%	
RISK MANAGER	\$96.99	\$105.62	\$8.63	8.89%	(3)
SERVICE CENTER LEAD	\$73.49	\$77.55	\$4.06	5.52%	
SERVICE CENTER SUPERVISOR	\$100.20	\$103.82	\$3.62	3.61%	
SERVICE CENTER TECHNICIAN I	\$46.51	\$50.09	\$3.58	7.69%	
SERVICE CENTER TECHNICIAN II	\$58.96	\$68.09	N/A	N/A	
SR. ACCOUNTANT	\$65.60	\$69.80	\$4.20	6.41%	(3),(4)
SR. ACCT. SUPPORT SPEC.	\$61.52	\$65.18	\$3.66	5.96%	
SR. COMMUNICATIONS TECHNICIAN	\$79.28	\$83.66	\$4.38	5.52%	
SR. FIRE COMMUNICATIONS SUPV.	\$77.50	\$81.79	\$4.29	5.53%	

Notes:

- (1) The average rate includes specialty pays applicable to over-time calculations (i.e. Airport Rescue, Crane Operator, Hazardous duty, HazMat, HazMat Paramedic, Hazmat Specialist, Paramedic, Technical Rescue Truck, US&R, and US&R Paramedic p
- (2) EMT specialty pay is included in Hand Crew FF average rate
- (3) In addition to other labor cost adjustments, these positions also reflect overtime as straight time rather than 1.5 x hourly rate.
- (4) Hourly rate reflects changes in personnel

ORANGE COUNTY FIRE AUTHORITY
COST REIMBURSEMENT RATES FOR ALL BILLING AGENCIES (EXCEPT CAL OES)
PERSONNEL
EFFECTIVE JULY 1, 2024

CLASSIFICATION	2023/24 ADOPTED RATES	2024/25 PROPOSED RATE with ICRP	\$ CHANGE	% CHANGE
SR. FIRE HELICOPTER TECHNICIAN	\$113.77	\$117.89	\$4.12	3.62%
SR. FIRE PREVENTION SPECIALIST	\$91.16	\$97.85	\$6.69	7.34%
SR. INFO TECHNOLOGY ANALYST	\$122.66	\$129.42	\$6.76	5.51%
SR. MANAGEMENT ANALYST	-	\$82.41	N/A	N/A
SR. SERVICE CENTER TECHNICIAN	\$74.35	\$77.53	\$3.18	4.27%
US&R WAREHOUSE & LOGISTICS SPECIALIST	\$67.72	\$71.84	\$4.12	6.09%
WILDLAND RESOURCE PLANNER	\$91.03	\$104.18	\$13.15	14.45%

(4)

MUTUALLY BENEFICIAL RATES:				
HAND CREW (FIREFIGHTER)	\$19.88	\$20.42	\$0.54	2.72%
HAND CREW SUPERVISOR (STAFF FIRE CAPTAIN)	\$45.02	\$46.60	\$1.58	3.51%
HAND CREW SUPERVISOR (STAFF FIRE APP. ENG.)	\$38.46	\$39.81	\$1.35	3.51%
HAND CREW SUPERVISOR (STAFF FIREFIGHTER)	\$34.29	\$35.49	\$1.20	3.50%
HEAVY FIRE EQUIPMENT OPERATOR	\$63.03	\$65.24	\$2.21	3.51%
SWAMPER/HAND CREW FF	\$19.88	\$20.42	\$0.54	2.72%

Notes:

- (1) The average rate includes specialty pays applicable to over-time calculations (i.e. Airport Rescue, Crane Operator, Hazardous duty, HazMat, HazMat Paramedic, Hazmat Specialist, Paramedic, Technical Rescue Truck, US&R, and US&R Paramedic p
- (2) EMT specialty pay is included in Hand Crew FF average rate
- (3) In addition to other labor cost adjustments, these positions also reflect overtime as straight time rather than 1.5 x hourly rate.
- (4) Hourly rate reflects changes in personnel

ORANGE COUNTY FIRE AUTHORITY
COST REIMBURSEMENT RATES FOR CAL OES BILLINGS ONLY
PERSONNEL
EFFECTIVE JULY 1, 2024

CLASSIFICATION	2023/24 ADOPTED RATE					2024/25 PROPOSED OT RATE	\$ CHANGE	% CHANGE
SUPPRESSION POSITIONS								
FIRE DIVISION CHIEF	\$189.02					\$209.45	\$20.43	10.81%
FIRE BATTALION CHIEF	\$139.25					\$156.52	\$17.27	12.41%
FIRE CAPTAIN	\$96.45					\$105.93	\$9.48	9.83%
FIRE APPARATUS ENGINEER	\$81.18					\$87.22	\$6.04	7.44%
FIREFIGHTER	\$69.56					\$75.33	\$5.77	8.29%
HAND CREW (FIREFIGHTER)	\$39.31					\$40.34	\$1.03	2.62%
HAND CREW SUPERVISOR (FIRE CAPTAIN)	\$89.01					\$92.06	\$3.05	3.43%
HAND CREW SUPERVISOR (FIRE APP. ENGINEER)	\$76.04					\$78.65	\$2.61	3.43%
HAND CREW SUPERVISOR (FIREFIGHTER)	\$67.80					\$70.11	\$2.31	3.41%
HEAVY FIRE EQUIPMENT OPERATOR	\$124.62					\$128.89	\$4.27	3.42%
FIRE PILOT	\$97.91					\$106.80	\$8.89	9.08%
NON-SUPPRESSION POSITIONS								
CLASSIFICATION	2023/24 ADOPTED REGULAR RATE	2024/25 PROPOSED REGULAR RATE	\$ CHANGE	% CHANGE	2023/24 ADOPTED OT RATE	2024/25 PROPOSED OT RATE	\$ CHANGE	% CHANGE
ACCOUNTANT	\$81.28	\$90.49	\$9.21	11.33%	\$81.63	\$90.31	\$8.68	10.63%
ACCOUNTING MANAGER	\$146.33	\$155.96	\$9.63	6.58%	\$93.81	\$98.74	\$4.93	5.26%
ADMINISTRATIVE ASSISTANT	\$62.13	\$61.87	(\$0.26)	-0.42%	\$60.02	\$58.18	(\$1.84)	-3.06%
ASST. FIRE MARSHAL	\$107.80	\$117.67	\$9.87	9.15%	\$111.56	\$120.83	\$9.27	8.31%
ASST. PURCHASING AGENT	\$89.75	\$95.75	\$6.00	6.69%	\$91.19	\$96.23	\$5.04	5.52%
BUYER	\$73.28	\$68.48	(\$4.80)	-6.56%	\$72.60	\$65.60	(\$7.00)	-9.65%
COMMUNICATIONS TECHNICIAN	\$70.58	\$75.43	\$4.85	6.87%	\$69.55	\$73.40	\$3.85	5.54%
COMMUNICATIONS SERVICES SUPERVISOR	\$101.73	\$108.44	\$6.71	6.60%	\$104.71	\$110.48	\$5.77	5.51%
DEPUTY FIRE MARSHAL	\$142.93	\$153.48	\$10.55	7.38%	\$91.28	\$96.91	\$5.63	6.17%
EMERGENCY COMM CENTER MANAGER	\$105.32	\$114.93	\$9.61	9.12%	\$63.34	\$68.50	\$5.16	8.14%
ENVR HEALTH & SAFETY OFFICER	\$125.43	\$133.79	\$8.36	6.67%	\$78.28	\$82.41	\$4.13	5.27%
EQUIPMENT TECHNICIAN I	\$63.69	\$66.93	\$3.24	5.09%	\$60.43	\$62.61	\$2.18	3.61%
EQUIPMENT TECHNICIAN II	\$78.73	\$79.52	\$0.79	1.01%	\$77.39	\$76.72	(\$0.67)	-0.86%
FINANCE DIVISION MANAGER	\$164.01	\$168.19	\$4.18	2.55%	\$106.94	\$107.76	\$0.82	0.76%
FIRE COMM RELAT/ED SPECIALIST	\$72.62	\$79.66	\$7.04	9.70%	\$71.86	\$78.17	\$6.31	8.78%
FIRE COMM RELAT/ED SUPERVISOR	\$74.26	\$83.18	\$8.92	12.01%	\$73.71	\$82.11	\$8.40	11.39%
FIRE COMMUNICATIONS DISPATCHER	\$70.68	\$73.97	\$3.29	4.65%	\$69.68	\$71.76	\$2.08	2.98%
FIRE COMMUNICATIONS SUPERVISOR	\$80.21	\$86.99	\$6.78	8.45%	\$80.43	\$86.38	\$5.95	7.40%
FIRE HELICOPTER TECHNICIAN	\$92.68	\$101.03	\$8.35	9.00%	\$93.10	\$100.83	\$7.73	8.30%
FIRE PREVENTION ANALYST	\$101.15	\$107.51	\$6.36	6.29%	\$104.05	\$109.43	\$5.38	5.17%
FIRE PREVENTION SERVICES SPECIALIST	\$39.37	\$42.33	\$2.96	7.51%	\$34.33	\$36.23	\$1.90	5.55%

Notes:

- (1) The average rate includes specialty pays applicable to over-time calculations (i.e. Airport Rescue, Crane Operator, Hazardous duty, HazMat, HazMat Paramedic, Hazmat Specialist, Paramedic, Technical Rescue Truck, US&R, and US&R Paramedic pays)
- (2) EMT specialty pay is included in Hand Crew FF average rate
- (3) In addition to other labor cost adjustments, these positions also reflect overtime as straight time rather than 1.5 x hourly rate.
- (4) Hourly rate reflects changes in personnel
- (5) Civilian rates are based on task force average rates in California.

ORANGE COUNTY FIRE AUTHORITY
COST REIMBURSEMENT RATES FOR CAL OES BILLINGS ONLY
PERSONNEL
EFFECTIVE JULY 1, 2024

CLASSIFICATION	2023/24 ADOPTED RATE					2024/25 PROPOSED OT RATE	\$ CHANGE	% CHANGE
FIRE PREVENTION SPECIALIST	\$78.37	\$82.82	\$4.45	5.68%	\$78.36	\$81.70	\$3.34	4.26%
FIRE PREVENTION TRAINEE	\$59.86	\$64.60	\$4.74	7.92%	\$57.96	\$61.70	\$3.74	6.46%
FIRE SAFETY ENGINEER	\$117.50	\$125.18	\$7.68	6.54%	\$122.51	\$129.27	\$6.76	5.52%
FLEET SERVICES COORDINATOR	\$81.49	\$86.99	\$5.50	6.74%	\$81.87	\$86.38	\$4.51	5.51%
FLEET SERVICE DIVISION MANAGER	\$144.33	\$155.96	\$11.63	8.06%	\$92.31	\$98.74	\$6.43	6.97%
FLEET SERVICES SUPERVISOR	\$94.42	\$95.30	\$0.88	0.93%	\$95.05	\$94.42	(\$0.63)	-0.66%
GENERAL LABORER	\$44.05	\$46.49	\$2.44	5.54%	\$38.30	\$39.68	\$1.38	3.61%
GIS ANALYST	\$105.36	\$113.66	\$8.30	7.88%	\$108.80	\$116.34	\$7.54	6.93%
GIS SUPERVISOR	\$126.87	\$135.11	\$8.24	6.49%	\$133.07	\$140.42	\$7.35	5.52%
GIS TECHNICIAN	\$79.99	\$90.35	\$10.36	12.95%	\$80.68	\$90.62	\$9.94	12.32%
HEAVY EQUIPMENT TECHNICIAN I	\$72.70	\$79.10	\$6.40	8.81%	\$70.57	\$76.25	\$5.68	8.05%
HEAVY EQUIPMENT TECHNICIAN II	\$83.61	\$90.29	\$6.68	8.00%	\$82.87	\$88.80	\$5.93	7.15%
INFORMATION TECHNOLOGY ANALYST	\$104.75	\$113.66	\$8.91	8.51%	\$108.12	\$116.34	\$8.22	7.61%
INFORMATION TECHNOLOGY MANAGER	\$153.16	\$163.20	\$10.04	6.55%	\$98.88	\$104.08	\$5.20	5.26%
INFORMATION TECHNOLOGY SPECIALIST	\$91.27	\$97.02	\$5.75	6.30%	\$93.42	\$98.13	\$4.71	5.04%
INFORMATION TECHNOLOGY SUPERVISOR	\$126.87	\$135.11	\$8.24	6.49%	\$133.07	\$140.42	\$7.35	5.52%
INFORMATION TECHNOLOGY TECHNICIAN	\$83.95	\$86.20	\$2.25	2.68%	\$85.15	\$85.96	\$0.81	0.95%
MANAGEMENT ANALYST	\$114.98	\$118.60	\$3.62	3.15%	\$70.51	\$71.20	\$0.69	0.98%
MANAGEMENT ASSISTANT	-	\$65.80	N/A	N/A	-	\$63.04	N/A	N/A
MEDICAL DIRECTOR	\$164.01	\$292.26	\$128.25	78.20%	\$106.94	\$199.23	\$92.29	86.30%
PURCHASING DIVISION MANAGER	\$121.45	\$135.49	\$14.04	11.56%	\$75.32	\$83.65	\$8.33	11.06%
RESERVE FIREFIGHTER	\$1.61	\$1.53	(\$0.08)	-4.92%	\$2.22	\$2.11	(\$0.11)	-4.83%
RISK MANAGEMENT ANALYST	\$125.43	\$133.79	\$8.36	6.67%	\$78.28	\$82.41	\$4.13	5.27%
RISK MANAGEMENT SPECIALIST	\$60.34	\$64.90	\$4.56	7.56%	\$58.01	\$61.58	\$3.57	6.15%
RISK MANAGER	\$150.62	\$165.29	\$14.67	9.74%	\$96.99	\$105.62	\$8.63	8.89%
SERVICE CENTER LEAD	\$74.07	\$79.12	\$5.05	6.82%	\$73.49	\$77.55	\$4.06	5.52%
SERVICE CENTER SUPERVISOR	\$98.99	\$103.68	\$4.69	4.74%	\$100.20	\$103.82	\$3.62	3.61%
SERVICE CENTER TECHNICIAN I	\$51.33	\$55.77	\$4.44	8.65%	\$46.51	\$50.09	\$3.58	7.69%
SERVICE CENTER TECHNICIAN II	\$62.38	\$71.83	\$9.45	15.15%	\$58.96	\$68.09	\$9.13	15.49%
SR. ACCOUNTANT	\$108.37	\$116.71	\$8.34	7.69%	\$65.60	\$69.80	\$4.20	6.41%
SR. ACCT. SUPPORT SPEC.	\$63.46	\$68.11	\$4.65	7.32%	\$61.52	\$65.18	\$3.66	5.96%
SR. COMMUNICATIONS TECHNICIAN	\$79.20	\$84.57	\$5.37	6.77%	\$79.28	\$83.66	\$4.38	5.52%
SR. FIRE COMMUNICATIONS SUPV.	\$77.62	\$82.89	\$5.27	6.80%	\$77.50	\$81.79	\$4.29	5.53%
SR. FIRE HELICOPTER TECHNICIAN	\$111.04	\$116.23	\$5.19	4.68%	\$113.77	\$117.89	\$4.12	3.62%
SR. FIRE PREVENTION SPECIALIST	\$89.72	\$97.20	\$7.48	8.34%	\$91.16	\$97.85	\$6.69	7.34%
SR. INFO TECHNOLOGY ANALYST	\$117.63	\$125.32	\$7.69	6.54%	\$122.66	\$129.42	\$6.76	5.51%
SR. MANAGEMENT ANALYST	-	\$133.79	N/A	N/A	-	\$123.61	N/A	N/A
SR. SERVICE CENTER TECHNICIAN	\$76.05	\$80.24	\$4.19	5.51%	\$74.35	\$77.53	\$3.18	4.27%
US&R WAREHOUSE & LOGISTICS SPECIALIST	\$70.17	\$75.17	\$5.00	7.12%	\$67.72	\$71.84	\$4.12	6.09%
WILDLAND RESOURCE PLANNER	\$89.60	\$102.84	\$13.24	14.78%	\$91.03	\$104.18	\$13.15	14.45%

Notes:

- (1) The average rate includes specialty pays applicable to over-time calculations (i.e. Airport Rescue, Crane Operator, Hazardous duty, HazMat, HazMat Paramedic, Hazmat Specialist, Paramedic, Technical Rescue Truck, US&R, and US&R Paramedic pays)
- (2) EMT specialty pay is included in Hand Crew FF average rate
- (3) In addition to other labor cost adjustments, these positions also reflect overtime as straight time rather than 1.5 x hourly rate.
- (4) Hourly rate reflects changes in personnel
- (5) Civilian rates are based on task force average rates in California.

ORANGE COUNTY FIRE AUTHORITY
COST REIMBURSEMENT RATES FOR CAL OES BILLINGS ONLY
PERSONNEL
EFFECTIVE JULY 1, 2024

	2023/24					2024/25	\$	%
CLASSIFICATION	ADOPTED RATE					PROPOSED OT RATE	CHANGE	CHANGE

CIVILIAN POSITIONS

AFFILIATED MEMBER	\$60.52					\$66.57	\$6.05	10.00%	(5)
CANINE SPECIALIST	\$43.33					\$43.33	\$0.00	0.00%	(5)
DOCTOR	\$99.24					\$99.24	\$0.00	0.00%	(5)
HEAVY RIGGING SPECIALIST	\$50.00					\$50.00	\$0.00	0.00%	(5)
STRUCTURE SPECIALIST	\$77.15					\$77.15	\$0.00	0.00%	(5)

Notes:

- (1) The average rate includes specialty pays applicable to over-time calculations (i.e. Airport Rescue, Crane Operator, Hazardous duty, HazMat, HazMat Paramedic, Hazmat Specialist, Paramedic, Technical Rescue Truck, US&R, and US&R Paramedic pays)
- (2) EMT specialty pay is included in Hand Crew FF average rate
- (3) In addition to other labor cost adjustments, these positions also reflect overtime as straight time rather than 1.5 x hourly rate.
- (4) Hourly rate reflects changes in personnel
- (5) Civilian rates are based on task force average rates in California.

ORANGE COUNTY FIRE AUTHORITY
COST REIMBURSEMENT RATES
EQUIPMENT
EFFECTIVE July 1, 2024

DESCRIPTION	2024/25 RATE	2023/24 RATE	\$ CHANGE	% CHANGE	SOURCE (1)	Hourly / Daily
TYPE 1 ENGINE	\$173.47	\$173.47	\$0.00	0.00%	Cal OES	Hourly
TYPE 2 ENGINE	\$163.55	\$163.55	\$0.00	0.00%	Cal OES	Hourly
TYPE 3 ENGINE	\$156.47	\$156.47	\$0.00	0.00%	Cal OES	Hourly
TRUCK/QUINT	\$149.92	\$122.69	\$27.23	22.19%	FEMA	Hourly
AIR/LIGHT UTILITY	\$76.33	\$56.16	\$20.17	35.92%	FEMA	Hourly
AIRPORT CRASH UNIT	\$100.49	\$82.24	\$18.25	22.19%	FEMA	Hourly
CHIPPER	\$68.02	\$32.26	\$35.76	110.85%	FEMA	Hourly
CREW CARRYING VEHICLE	\$41.46	\$21.90	\$19.56	89.32%	FEMA	Hourly
DOZER	\$199.60	\$152.20	\$47.40	31.14%	FEMA	Hourly
DOZER MODULE (DOZER+TRANSPORT)	\$298.61	\$228.19	\$70.42	30.86%	FEMA	Hourly
DOZER TENDER	\$27.78	\$19.87	\$7.91	39.81%	FEMA	Hourly
DOZER TRAILER	\$17.10	\$18.74	(\$1.64)	-8.75%	FEMA	Hourly
DOZER TRANSPORT	\$99.01	\$75.99	\$23.02	30.29%	FEMA	Hourly
DUMP TRUCK	\$74.83	\$65.75	\$9.08	13.81%	FEMA	Hourly
EXCAVATOR	\$48.97	\$20.46	\$28.51	139.35%	FEMA	Hourly
FIRE COMMAND UNIT	\$106.68	\$86.10	\$20.58	23.90%	FEMA	Hourly
FUEL TENDER	\$38.94	\$32.01	\$6.93	21.65%	FEMA	Hourly
GRADER	\$116.57	\$65.12	\$51.45	79.01%	FEMA	Hourly
HAZMAT UNIT	\$100.49	\$82.24	\$18.25	22.19%	FEMA	Hourly
HAZMAT SUPPORT	\$38.94	\$31.43	\$7.51	23.89%	FEMA	Hourly
LOADER/SKID-STEER	\$78.88	\$36.76	\$42.12	114.58%	FEMA	Hourly
MEDIC UNIT	\$265.00	\$265.00	\$0.00	0.00%	Cal OES	Daily
MULE	\$17.20	\$14.05	\$3.15	22.42%	FEMA	Hourly
PATROL/SQUAD UNIT	\$150.47	\$226.00	(\$75.53)	-33.42%	Cal OES	Hourly
PICKUP (less than 3/4 ton)	\$166.00	\$166.00	\$0.00	0.00%	Cal OES	Daily
PROWLER	\$19.07	\$15.00	\$4.07	27.13%	FEMA	Hourly
REFRIGERATED TRAILER (29-40 ft)	\$599.00	\$553.00	\$46.00	8.32%	CAL FIRE	Daily
SEDAN	\$226.00	\$226.00	\$0.00	0.00%	Cal OES	Daily
SPORT UTILITY VEHICLE	\$279.00	\$279.00	\$0.00	0.00%	Cal OES	Daily
VAN	\$309.00	\$309.00	\$0.00	0.00%	Cal OES	Daily
WATER TENDER	\$127.21	\$127.21	\$0.00	0.00%	Cal OES	Hourly
OTHER (3/4 ton and above)	\$265.00	\$265.00	\$0.00	0.00%	Cal OES	Daily
HELICOPTER - BELL 412	\$5,199.69	\$5,651.71	(\$452.02)	-8.00%	OCFA	Hourly

(2), (3)

Notes:

1. Rates provided by either FEMA or Cal OES.
2. Helicopter rates are based on 20 years useful life without the pilot and crew chief (Captain). The new rate reflects average usage for the past four years.
3. Rates for the Firehawk helicopters will be added and submitted to the Board for approval when the new aircraft is placed into service.

ORANGE COUNTY FIRE AUTHORITY
QRF COST REIMBURSEMENT RATES
EFFECTIVE January 1, 2024

DESCRIPTION	2023/24 REVISED RATE	2023/24 RATE	2022/23 RATE	\$ CHANGE	% CHANGE	SOURCE	HOURLY/ DAILY
HELITANKER CH-47 (FLIGHT HOURS)	\$10,462.36	\$10,462.36	\$10,462.36	\$0.00	0%	OCFA CONTRACTOR	Hourly
HELITANKER CH-47 (STANDBY)	\$1,016.10	\$1,016.10	\$1,016.10	\$0.00	\$0.00	OCFA CONTRACTOR	Hourly
HELICOPTER SIKORSKY S-76 (FLIGHT HOURS)	\$3,969.00	\$3,969.00	\$3,969.00	\$0.00	\$0.00	OCFA CONTRACTOR	Hourly
HELICOPTER SIKORSKY S-76 (STANDBY)	\$323.31	\$323.31	\$323.31	\$0.00	\$0.00	OCFA CONTRACTOR	Hourly
HELITANKER S-61 (FLIGHT HOURS)	\$6,082.68	\$6,082.68	\$6,082.68	\$0.00	\$0.00	OCFA CONTRACTOR	Hourly
HELITANKER S-61 (STANDBY)	\$1,016.10	\$1,016.10	\$1,016.10	\$0.00	\$0.00	OCFA CONTRACTOR	Hourly
MOBILE RETARDANT PLANT - OT (1)	\$2,000.00	\$2,000.00	\$2,000.00	\$0.00	\$0.00	OCFA CONTRACTOR	12-Hour Shift (operational period(s) 0800-2000; 2000-0800)
MOBILE RETARDANT PLANT-OT (STANDBY) (1)	\$653.33	\$583.33	\$583.33	\$0.00	\$0.00	OCFA CONTRACTOR	12-Hour Shift (operational period(s) 0800-2000;2000-0800)
WATER TENDER (Perimeter Solutions) (2)	\$2,000.00	\$2,000.00	\$2,000.00	\$0.00	\$0.00	OCFA CONTRACTOR	12-Hour Shift (operational period(s) 0800-2000;2000-0800)
WATER TENDER (Perimeter Solutions - STANDBY) (2)	\$186.67	\$166.67	\$166.67	\$0.00	\$0.00	OCFA CONTRACTOR	12-Hour Shift (operational period(s) 0800-2000;2000-0800)
MOBILE FIRE RETARDANT - PRODUCT (3)	Actual Cost	Actual Cost	Actual Cost	\$0.00	\$0.00	OCFA CONTRACTOR	Per Mixed Gallon
FREIGHT (Perimeter Solutions) (4)	Actual Cost	Actual Cost	Actual Cost	\$0.00	\$0.00	OCFA CONTRACTOR	Location and return to point of origin
LARGE VEHICLE MILEAGE (Fuel Truck, Bus, Service Trailer)	\$4.43	\$4.43	\$4.43	\$0.00	\$0.00	OCFA CONTRACTOR	Per Mile
AIR TACTICAL GROUP SUPERVISORS (ATGS)	\$208.33	\$166.00	\$166.00	\$0.00	\$0.00	OCFA CONTRACTOR	Hourly
PROGRAM MANAGER	\$166.00	\$166.00	\$166.00	\$0.00	\$0.00	OCFA CONTRACTOR	Hourly

Notes:

- (1) \$2,000 per hour (overtime) after initial 12-hr shift (12-hr daily shift paid by Edison), up to maximum of \$14,000/day if extended or if 24-hr operations in a location begins. Contract cycle of 1/1/24 to 12/31/2024 will be charged at the daily operating rate plus overtime or full day rates as utilized.
- (2) Requesting Agency must provide a water tender for Mobile Retardant Plant deployment. Requesting Agency can use an agency water tender or request through vendor.
- (3) Based on 2023/2024 U.S.F.S. FOB Origin Price List of mixed per gallon.
- (4) Based on location, estimated at \$16,000 per incident (\$8,000 per delivery, \$8,000 return of unmixed/unsold product to point of origin).



Orange County Fire Authority **AGENDA STAFF REPORT**

**Budget and Finance Committee Meeting
June 12, 2024**

**Agenda Item No. 3A
Discussion Calendar**

Updated Community Risk Reduction and Miscellaneous Fee Schedules

Contact(s) for Further Information

Lori Smith, Assistant Chief/Fire Marshal lorismith@ocfa.org 714.573.6016
Community Risk Reduction Department

Robert C. Cortez, Assistant Chief robertcortez@ocfa.org 714.573.6012
Business Services Department

Alicea Caccavo, Finance Division aliceacaccavo@ocfa.org 714.573.6304
Manager/ Business Services Department

Summary

This agenda item is submitted for approval of the updated Community Risk Reduction and Miscellaneous Fee Schedules.

Prior Board/Committee Action

On April 28, 2022, the Board of Directors reviewed and approved Resolution No. 2022-03 approving changes in Community Risk Reduction and Miscellaneous Fees by a 20-0 vote (Directors Chun, Hasselbrink, Hatch, Rains, and Sachs absent).

On June 22, 2023, the Board of Directors reviewed and approved Resolution No. 2023-04 approving changes in Community Risk Reduction and Miscellaneous Fees by a 21-0 vote (Directors Hatch, Jennings, Patel, and Shawver absent).

RECOMMENDED ACTION(S)

Review the proposed agenda item and direct staff to place the item on the agenda for the Board of Directors meeting of June 27, 2024, with the Budget and Finance Committee's recommendation that the Board of Directors take the following actions:

1. Conduct a Public Hearing.
2. Find that, in accordance with California Government Code Section 66014, the proposed fees do not exceed the cost of providing services and are only for the purpose of meeting operational expenses and are, therefore, exempt from compliance with the California Environmental Quality Act pursuant to Public Resources Code Section 21080.
3. Approve and adopt Resolution entitled A RESOLUTION OF THE BOARD OF DIRECTORS OF THE ORANGE COUNTY FIRE AUTHORITY AMENDING RESOLUTION 2023-04 REGARDING COMMUNITY RISK REDUCTION AND MISCELLANEOUS FEE SCHEDULES.

Impact to Cities/County

Not Applicable.

Fiscal Impact

The proposed fee schedule (including the exemptions policy) is estimated to result in an approximate \$197,500 increase in cost recovery from the FY 2024/25 adopted fees, depending upon volume of activity.

Increased Cost Funded by Structural Fire Fund: \$0

Increased Cost Funded by Cash Contract Cities: \$0

Background

The OCFA's Community Risk Reduction fees were first adopted by the County effective July 1, 1991, and were subsequently updated in 1997, 2002, 2007, 2012, 2014, 2015, 2017, and 2022. Per the Board fee resolution adopted on April 28, 2022, the Community Risk Reduction Fees and Charges Schedules shall be adjusted July 1 of each succeeding year commencing in 2023, unless a comprehensive fee study is conducted prior to implementation of such an adjustment. The fee adjustments will be the same as the percentage adjustments in the Authority salary and employee benefits provided for in the Memoranda of Understanding for the General and Supervisory Units until such time as a new comprehensive fee study is conducted. The adjustments will not exceed the cost of providing these services. The proposed fee adjustment, based on the salary and employee benefit changes, is 2.55% as shown in Attachment 4, and the updated Community Risk Reduction Fee schedule is provided as Attachment 2. Staff has updated the Community Risk Reduction Fees Resolution for the Exemptions and Exceptions Policy as Attachment 1.

Miscellaneous Fees

The proposed changes to the Miscellaneous Fees Schedule (Attachment 3) brings the fees into compliance with the Public Records Act and consistent with the Government Code. These fees are charged when staff responds to a Public Records Request that require specialized information or reports and/or copies of existing documents.

Attachment(s)

1. Proposed Resolution
 - a. Proposed Exemptions and Exceptions Policy
2. Proposed Fee Schedule
3. Proposed Miscellaneous Fee Schedule
4. Fire Prevention Department S&EB Adjustment Calculation

RESOLUTION NO. 2024-XX

**A RESOLUTION OF THE BOARD OF DIRECTORS OF THE
ORANGE COUNTY FIRE AUTHORITY AMENDING
RESOLUTION 2023-04 REGARDING COMMUNITY RISK
REDUCTION AND MISCELLANEOUS FEE SCHEDULES**

WHEREAS, the Joint Powers Agreement establishing the Orange County Fire Authority authorizes the Authority to levy and collect fees for services; and

WHEREAS, the Orange County Fire Authority adopted Resolution 2023-04 on June 22, 2023, setting forth fees for Community Risk Reduction; and

WHEREAS, the Schedule of Fees is now being recommended for additional update, effective July 1, 2024, to reflect the 2.55% increase in salary and employee benefits that are required during FY 2024/25 per existing Memorandums of Understanding; and

WHEREAS, the Board of Directors finds that in accordance with California Government Code Section 66014, the proposed Community Risk Reduction fees set forth in Attachment 2 do not exceed the cost of providing services and are only for the purpose of meeting operational expenses and are, therefore, exempt from compliance with the California Environmental Quality Act pursuant to Public Resources Code Section 21080; and

NOW THEREFORE, BE IT RESOLVED that the Board of Directors of the Orange County Fire Authority does hereby adopt the Exemption Policy and approve the fees set forth in Attachment 1A and 2 attached hereto, effective on July 1, 2024.

SECTION 1. That this Resolution amends Resolutions 2023-04 to the extent that such prior Resolution established or approved changes in the fees specifically addressed in this Resolution and the attachments hereto.

SECTION 2. That the Board of Directors hereby authorizes and directs the Authority's Finance Division Manager to annually review and, as appropriate, recommend to the Board of Directors adjustments to the Community Risk Reduction Fees and Charges Schedules July 1 of each succeeding year, unless a comprehensive fee study is conducted prior to implementation of such adjustments. The fee adjustments will be the same as the percentage adjustments in the Authority salary and employee benefits provided for in the Memoranda of Understanding for the General and Supervisory Units until such time as a new comprehensive fee study is conducted. The adjustments will not exceed the cost of providing these services.

PASSED, APPROVED, AND ADOPTED this 27th day of June 2024.

John O'Neill, Chair
Board of Directors

ATTEST:

Maria D. Huizar
Clerk of the Authority

APPROVED AS TO FORM:

David E. Kendig
General Counsel

Orange County Fire Authority
ORANGE COUNTY FIRE AUTHORITY
EXEMPTIONS AND EXCEPTIONS POLICY
COMMUNITY RISK REDUCTION
Effective July 1, 2024

The following activities and/or entities shall be exempt from fees charged for Community Risk Reduction services on the attached fee schedules:

1. Facilities owned and operated by OCFA Partner Agencies (including the County of Orange) and funded from the Partner Authority's general fund. Enterprise funded departments of Partner Agencies (such as Orange County Integrated Waste Management) are not exempt.
2. Day-care facilities owned and operated by public schools and unified school districts.
3. Official Services to include all plan checking, fire permits and inspection activities at public schools, unified school districts, community colleges and universities whose policy-making body is subject to the Brown Act. Special events funded by an entity other than the policy-making body, false alarms, and additional services not described herein are subject to fees.
4. Fire false alarm response at single-family homes.
5. Projects and activities related to the Orange County Fire Authority Foundation, a 501(c)(3) organization.
6. Businesses storing propane in quantities less than or equal to 125 gallons.

The Fire Marshal, or designee, may exempt any Community Risk Reduction fee when, in the opinion of the Fire Marshal (or designee), the fee is determined to be a minimal risk to the community or environment and a single issuance permit or penalty. The request must be submitted and approved in writing.

ORANGE COUNTY FIRE AUTHORITY

Attachment 2

PROPOSED FEE SCHEDULE PLANNING AND DEVELOPMENT SERVICES Effective Date July 1, 2024

Fee Code	Service Name	2023-24 Adopted Fee	2024-25 Proposed Fee (a) (b)
PR100	California Environmental Quality Act (CEQA), Environmental Impact Report (EIR), Notice of Preparation (NOP), and Advance Planning	\$442	\$453
PR104	Small Project CUP - Single Family Residence, Commercial Remodel, New Commercial Building without on-site access	\$418	\$429
PR105	Development Plan/Site Review	\$558	\$572
PR110	Map review (A map) -- tentative tract map/screen check	\$558	\$572
PR115	Final map review (B Map)	\$279	\$286
PR120	Conceptual fuel modification - Multi-Dwelling or Commercial Area (Plan Review ONLY)	\$1,121	\$1,150
PR121	Conceptual fuel modification - Single Family Dwelling (Plan Review ONLY)	\$728	\$747
PR124	Precise fuel modification (includes vegetation clearance inspection for lumber drop, final, and HOA turnover inspections)	\$1,337	\$1,371
PR124i	Precise fuel modification – INSP ONLY	\$382	\$392
PR125	Precise fuel modification – Single Family Dwelling	\$782	\$802
PR125i	Precise fuel modification – Single Family Dwelling INSP ONLY	\$346	\$355
PR127i	Fuel Modification Maintenance Inspection -Customer requested or complaint initiated for Tract Development	\$764	\$783
PR145	Fire master plan – Emergency access and fire hydrant location, fire lane markings, or vehicle gates across emergency access drives	\$776	\$796
PR145i	Fire master plan – Emergency access and fire hydrant location, fire lane markings, or vehicle gates - INSP ONLY	\$273	\$280
PR146	Fire protection plan – an alternative to CBC Chapter 7A construction requirements for development in a fire hazard severity zone (Plan Review ONLY)	\$526	\$539
PR147	Fire protection plan – "Add-on" 7A to large "Parent" Fire Protection Plan (Plan Review ONLY)	\$218	\$224
PR150	Fire master plan – public school	Exempt	Exempt
PR155	Temporary fire master plan - proposed emergency access these roads will not remain once the project is complete.	\$637	\$653
PR155i	Temporary fire master plan - proposed emergency access these roads will not remain once the project is complete. INSP	\$200	\$205
PR160	Residential site review for single family dwelling consisting of one or two units (Plan Review ONLY)	\$372	\$381
PR160i	Residential site review for single family dwelling – INSP ONLY	\$164	\$168
PR172	Methane testing, findings, & recommendations (Currently included with the Methane work plan)	\$648	\$665
PR174	Methane mitigation plan	\$558	\$572
PR180	Vehicle or pedestrian gates across emergency access roads	\$567	\$581
PR180i	Vehicle or pedestrian gates across emergency access roads- INSP ONLY	\$127	\$130
PR182	Unenclosed accessory structure/outdoor fire place/fire pit in special fire areas. Inspection not required	\$95	\$97
PR184	Speed hump review and drive test	\$1,032	\$1,058
PR186	Operations pre-planning automation. Fee waived if criteria on handout are satisfied	\$655	\$672
PR192	Addressing Layout Developments - Commercial/Residential	Hourly Rate	Hourly Rate
PR200	All A Occupancy > 10,000 square feet aggregate	\$1,941	\$1,990
PR200i	All A Occupancy > 10,000 square feet aggregate INSP ONLY	\$382	\$392
PR204	All A Occupancy ≤ 10,000 square feet aggregate area)	\$1,406	\$1,442
PR204i	All A Occupancy ≤ 10,000 square feet aggregate area) INSP ONLY	\$382	\$392
PR208	All A ≤ 1500 square feet	\$995	\$1,020
PR208i	All A ≤ 1500 sq. ft. INSP ONLY	\$273	\$280
PR212	Educational other than day care (Plan Review ONLY)	\$837	\$858
PR212i	Educational other than day care - INSP ONLY	\$218	\$224
PR216	Day Care E or I-4 (Portable or re-locatable < 1000 sq. ft.) aggregate (Plan Review ONLY)	\$558	\$572
PR216i	Day Care E or I-4 (Portable or re-locatable < 1000 sq. ft.) INSP ONLY	\$273	\$280
PR220	E Day Care or I-4 (see PR212 for any combination of E occupancies sharing common egress) (Plan Review Only)	\$1,116	\$1,144
PR220i	E Day Care or I-4 - INSP ONLY	\$327	\$335
PR224	B,F,M,S occupancies when required by Building Official (Plan Review ONLY)	\$674	\$691

(a) Based on 2.55% Salary and Employee Benefit increase per Board resolution rounded to nearest \$1

(b) 2024-25 Hourly Rate = \$244 per hour

ORANGE COUNTY FIRE AUTHORITY

Attachment 2

PROPOSED FEE SCHEDULE

PLANNING AND DEVELOPMENT SERVICES

Effective Date July 1, 2024

Fee Code	Service Name	2023-24 Adopted Fee	2024-25 Proposed Fee (a) (b)
PR224i	B,F,M,S occupancies - INSP ONLY	\$327	\$335
PR232	H1, H2, H3, H4 or L Occupancy - Chemical classification fee (PR320-PR328) also required	\$1,552	\$1,592
PR232i	H1, H2, H3, H4, or L Occupancy Chemical classification fee (PR320-PR328) INSP ONLY	\$437	\$448
PR236	S1 - Motor Vehicle Repair Garages (Chem class fee included for above ground hazardous materials)	\$1,079	\$1,107
PR236i	S1 - Motor Vehicle Repair Garages INSP ONLY	\$382	\$392
PR240	S1 -Aircraft Repair Hanger (Chem class fee, (PR320-PR328) also required)	Hourly Rate	Hourly Rate
PR240i	S1 -Aircraft Repair Hanger INSP ONLY	Hourly Rate	Hourly Rate
PR244	H5 Occupancy (Chem class fee (PR320-PR328), also required) (Plan Review ONLY)	Hourly Rate	Hourly Rate
PR244i	H5 Occupancy INSP ONLY	Hourly Rate	Hourly Rate
PR248	Structures with non-ambulatory or incapacitated occupants (I-1, I-2, I-2.1, R-2.1 occupancies)	Hourly Rate	Hourly Rate
PR248i	Structures with non-ambulatory or incapacitated occupants. (I-1, I-2, I-2.1, R-2.1 occupancies) INSP ONLY	Hourly Rate	Hourly Rate
PR256	I3: Structures with restrained occupants, 3 cells or less	\$660	\$677
PR256i	I3: Structures with restrained occupants, 3 cells or less - INSP ONLY	\$218	\$224
PR260	I3: Structures with restrained occupants, more than 3 cells	\$1,104	\$1,132
PR260i	I3: Structures with restrained occupants, more than 3 cells INSP ONLY	\$546	\$560
PR264	R1 or R2 Hotels, motels, apartments, condominiums with ≤ 50 dwelling units per building	\$558	\$572
PR268	R1 or R2 Hotels, motels, apartments, condominiums with 51 to 150 dwelling units per building.	\$1,443	\$1,480
PR268i	R1 or R2 Hotels, motels, apartments, condominiums with 51 to 150 dwelling units per building INSP ONLY	\$327	\$335
PR272	R1 or R2 Hotels, motels, apartments, condominiums with > 150 dwelling units per building.	Hourly Rate	Hourly Rate
PR272i	R1 or R2 Hotels, motels, apartments, condominiums with > 150 dwelling units per building INSP ONLY	\$546	\$560
PR276	R4 licensed residential care/ assisted living facilities and similar uses serving 7-16 clients. Facilities serving 6 or less clients, submit only to PFS.	Hourly Rate	Hourly Rate
PR276i	R4 licensed residential care/ assisted living facilities and similar uses serving 7-16 clients. INSP ONLY	\$437	\$448
PR285	Hi-Rise: Structures that are 75' or higher measured from lowest point of fire department access	\$2,805	\$2,877
PR285i	High-rise: Structures that are 75' or higher in height - INSP ONLY	\$273	\$280
PR300	Above-ground storage tank, including equipment (see PR625 for temporary above-ground storage tanks)	\$855	\$877
PR300i	Above-ground storage tank, including equipment -INSP ONLY	\$218	\$224
PR305	Dispensing from underground storage tank: New installation (Single fee for all tanks at a single location) (Above-ground safety/components only)	\$885	\$908
PR305i	Dispensing from underground storage tank: New Installation, INSP ONLY (Above-ground safety/components only)	\$218	\$224
PR310	Dispensing from Underground storage tank: Repair, alteration, abandonment (Above-ground safety/components only)	\$544	\$558
PR315	Hazardous Material Process/Storage for Non - H Occupancies. Use with PR320-PR328. Also for outdoor LPG exchange stations; separate chemical classification review not required.	\$872	\$894
PR315i	Hazardous Material Process/Storage for Non - H Occupancies – INSP ONLY	\$218	\$224
PR318	Chemical Classification 1-5 Chemicals	\$505	\$518
PR320	Chemical Classification Review. 6-15 chemicals	\$839	\$860
PR322	Chemical Classification Review 16-50 chemicals	\$932	\$956
PR324	Chemical Classification Review. 51-100 chemicals	\$1,211	\$1,242
PR326	Chemical Classification Review. > 100 chemicals	\$1,756	\$1,801
PR328	Chemical Classification Review. Unusual chemicals/quantities	Hourly Rate	Hourly Rate
PR330	High-piled storage: code/commodity compliance	\$1,419	\$1,455
PR330i	High-piled storage - INSP ONLY	\$546	\$560
PR335	Commercial cooking hood and duct system (per system)	\$630	\$646
PR335i	Commercial cooking hood and duct system (per system) - INSP ONLY	\$218	\$224
PR340	Refrigeration unit and system: having a refrigerant circuit containing more than 220 pounds of Group A1 or 30 pounds of any other refrigerant	\$1,032	\$1,058
PR340i	Refrigeration unit and system – INSP ONLY	\$624	\$640

(a) Based on 2.55% Salary and Employee Benefit increase per Board resolution rounded to nearest \$1

(b) 2024-25 Hourly Rate = \$244 per hour

ORANGE COUNTY FIRE AUTHORITY

Attachment 2

PROPOSED FEE SCHEDULE

PLANNING AND DEVELOPMENT SERVICES

Effective Date July 1, 2024

Fee Code	Service Name	2023-24 Adopted Fee	2024-25 Proposed Fee (a) (b)
PR345	Spray booth, spraying area: mechanically ventilated appliance provided to enclose or accommodate a spraying operation (Spraying room see H2)	\$885	\$908
PR345i	Spray booth, spraying area - INSP ONLY	\$327	\$335
PR350	Gas systems: medical gas, industrial gas (including piping and manifolds)	\$995	\$1,020
PR350i	Gas systems: medical gas, industrial gas – INSP ONLY	\$327	\$335
PR355	Dry Cleaning Plant (cleaning solution) - Quantity must exceed 330 or 660 gals)	Hourly Rate	Hourly Rate
PR355i	Dry Cleaning Plant (cleaning solution) - Quantity must exceed 330 or 660 gals INSP ONLY	Hourly Rate	Hourly Rate
PR360	Special equipment: industrial ovens, vapor recovery, dust collection	\$1,071	\$1,098
PR360i	Special equipment: industrial ovens, vapor recovery, dust collection - INSP ONLY	\$218	\$224
PR362	Photovoltaic System - Residential Alternative Compliance (Plan Review ONLY)	\$209	\$214
PR362i	Photovoltaic System - Residential Alternative Compliance INSP ONLY	\$164	\$168
PR363	Photovoltaic System - Commercial (Requested by Building Official) (Plan Review ONLY)	\$279	\$286
PR363i	Photovoltaic System - Commercial (Requested by Building Official) - INSP ONLY	\$218	\$224
PR365	Special extinguishing system: dry chemical, CO2, FM 200, foam liquid systems, inert gas (Halon, Inergen, etc.)	\$885	\$908
PR365i	Special extinguishing system – INSP ONLY	\$218	\$224
PR375	Battery Systems, stationary storage and cell sites (chemical quantities require application of CFC Art 64 or 2007 IFC Section 608)	\$902	\$925
PR375i	Battery systems INSP ONLY	\$218	\$224
PR380	Smoke control systems; review of rational analysis	\$1,598	\$1,639
PR382	Smoke control systems: design/testing – inc. 1 submittal meeting w/customer	\$3,471	\$3,560
PR382i	Smoke control systems: design/testing INSP ONLY	\$327	\$335
PR390	Emergency Responder Radio System (FOR INTERNAL TRACKING PURPOSE)	\$0	\$0
PR400	NFPA 13D fire sprinkler system: One or two family dwelling - custom home (single lot)	\$691	\$709
PR400i	NFPA 13D fire sprinkler system: One or two family dwelling - custom home (single lot) - INSP ONLY	\$273	\$280
PR401	NFPA 13D fire sprinkler system: One or two family dwelling - existing home (single lot)	\$653	\$670
PR401i	NFPA 13D fire sprinkler system: One or two family dwelling - existing home (single lot) - INSP ONLY	\$327	\$335
PR402	TI to NFPA 13D fire sprinkler system: ≤ 25 heads without calculations	\$490	\$502
PR402i	TI to NFPA 13D fire sprinkler system: ≤ 25 heads without calculations - INSP ONLY	\$218	\$224
PR405	NFPA 13D fire sprinkler system: One or two family dwelling - within new tract developments	\$461	\$473
PR405i	NFPA 13D fire sprinkler system: One or two family dwelling - INSP ONLY	\$218	\$224
PR406	NFPA 13D Multi-purpose fire sprinkler system (tract, custom or existing home) (FOR INTERNAL TRACKING PURPOSE)	\$0	\$0
PR406i	NFPA 13D Multi-purpose fire sprinkler system (tract, custom or existing home) – INSP ONLY (FOR INTERNAL TRACKING PURPOSE)	\$0	\$0
PR410	NFPA 13R fire sprinkler system: Multi-family dwellings 3 to 16 units per building	\$746	\$765
PR410i	NFPA 13R fire sprinkler system 3 to 16 units INSP ONLY	\$218	\$224
PR415	NFPA 13R fire sprinkler system >16 units	\$885	\$908
PR415i	NFPA 13R fire sprinkler system >16 units INSP ONLY	\$327	\$335
PR420	New NFPA 13 fire sprinkler system: ≤ 100 heads with 1 riser	\$902	\$925
PR420i	New NFPA 13 fire sprinkler system: ≤ 100 heads with 1 riser – INSP ONLY	\$327	\$335
PR425	New NFPA 13 fire sprinkler system:>100 fire sprinkler heads w/1 riser	\$995	\$1,020
PR425i	New NFPA 13 fire sprinkler system: each additional riser OR per floor in buildings >3 stories. - INSP ONLY	\$437	\$448
PR430	TI to NFPA 13, 13R fire sprinkler system: ≤ 25 heads without calculations	\$459	\$471
PR430i	TI to NFPA 13, 13R fire sprinkler system: ≤ 25 heads without calculations - INSP ONLY	\$218	\$224
PR435	TI to NFPA 13, 13R fire sprinkler system: 26 - 99 heads without calculations	\$648	\$665
PR435i	TI to NFPA 13, 13R fire sprinkler system: 26 - 99 heads without calculations - INSP ONLY	\$218	\$224
PR440	TI to NFPA 13, 13R fire sprinkler system: ≥ 100 heads OR other TIs requiring calculation review	\$938	\$962
PR440i	TI to NFPA 13, 13R fire sprinkler system: ≥ 100 heads OR other TIs requiring calculation review - INSP ONLY	\$327	\$335
PR445	Pre-action fire sprinkler system: Includes the fire alarm system when submitted together	\$606	\$621
PR445i	Pre-action fire sprinkler system: INSP ONLY	\$327	\$335
PR450	New or TI to NFPA 13 in-rack fire sprinkler systems	\$1,164	\$1,194
PR450i	New or TI to NFPA 13 in-rack fire sprinkler systems - INSP ONLY	\$327	\$335

(a) Based on 2.55% Salary and Employee Benefit increase per Board resolution rounded to nearest \$1

(b) 2024-25 Hourly Rate = \$244 per hour

ORANGE COUNTY FIRE AUTHORITY

Attachment 2

PROPOSED FEE SCHEDULE PLANNING AND DEVELOPMENT SERVICES Effective Date July 1, 2024

Fee Code	Service Name	2023-24 Adopted Fee	2024-25 Proposed Fee (a) (b)
PR460	NFPA 14 Class I, II or III standpipes	\$902	\$925
PR460i	NFPA 14 standpipes INSP ONLY	\$218	\$224
PR465	Fire pump installation	\$1,268	\$1,300
PR465i	Fire pump installation - INSP ONLY	\$455	\$467
PR470	Underground fire protection system: single hydrant OR single riser connection	\$684	\$701
PR470i	Underground fire protection system: single hydrant or riser. INSP ONLY	\$218	\$224
PR475	Underground fire protection for each additional connection for hydrants or risers - use with PR470	\$197	\$202
PR475i	Underground fire protection system: use with PR475 - INSP ONLY	\$218	\$224
PR480	Underground repair	\$513	\$526
PR480i	Underground repair – INSP ONLY	\$164	\$168
PR500	Fire sprinkler and Fire Alarm monitoring system up to 5 initiating devices and/or up to 20 notification devices	\$428	\$439
PR500i	Fire sprinkler and Fire Alarm monitoring system up to 5 initiating devices and/or up to 20 notification devices – INSP ONLY	\$218	\$224
PR510	Fire alarm system: 6-15 initiating devices and/or ≤ 21-40 notification devices	\$655	\$672
PR510i	Fire alarm system: 6-15 initiating devices and/or ≤ 21-40 notification devices, INSP ONLY	\$236	\$242
PR520	Fire alarm system: 16-30 initiating and/or 41-80 notification devices	\$1,127	\$1,156
PR520i	Fire alarm system: 16-30 initiating and/or 41-80 notification devices, INSP ONLY	\$218	\$224
PR530	Fire alarm system. >30 initiating devices and/or >80 notification devices	\$1,545	\$1,584
PR530i	Fire alarm system. >30 initiating devices and/or >80 notification devices, INSP ONLY	\$273	\$280
PR610	Field review/inspection – Underground repair	\$429	\$440
PR615	Field Plan Review / Inspection Private CNG refueling appliance within a single family residence. (no permit required)	Exempt	\$290
PR625	Field Review/ Inspection -Temporary above-ground storage tanks, including equipment	\$284	\$291
PR630	Field review/inspection TI to NFPA 13, 13R sprinkler systems: ≤ 25 heads without calculations	\$338	\$347
PR635	Field review/inspection TI to NFPA 13, 13R sprinkler systems: 26-99 heads without calculations	\$447	\$458
PR900	Coordination/Pre-submittal Meetings: (Initial 2 hours)	\$597	\$612
PR905	Written response to inquiry	\$479	\$491
PR910	Alternate Method and Material Request - 2 hrs minimum	Hourly Rate	Hourly Rate
PR920	Plan resubmittal: fee charged on 3rd and each subsequent submittal - 1 hr minimum	Hourly Rate	Hourly Rate
PR922	Plan revision	Hourly Rate	Hourly Rate
PR924	Re-stamp of plans with wet stamp when submitted with approved plans	Hourly Rate	Hourly Rate
PR926	Accelerated plan review (fee is in addition to base fee assessed for plan review) - 1 hr minimum	50% of Hourly Rate	50% of Hourly Rate
PR928	Plan Review time and materials fee: Charged for miscellaneous applications such as unusual time intensive projects, research, travel time, etc. - 1 hr minimum	Hourly Rate	Hourly Rate
PR938i	13D Reinspection 1-10	\$159	\$163
PR939i	13D Reinspection 11+	\$213	\$218
PR940i	Inspection time and materials fee: Charged for miscellaneous applications such as Time Intensive projects, research, travel time, etc. - 1 hr minimum	Hourly Rate	Hourly Rate
PR942i	Re-inspection fee: Charged when project is not completed or cannot be approved during regular inspection	Hourly Rate	Hourly Rate
PR943	Penalty for Failure to Cancel Scheduled Inspection	50% of inspection fee	50% of inspection fee
PR944i	Accelerated Inspection Request (fee is in addition to base fee assessed for inspection) - 1 hr minimum	50% of Hourly Rate	50% of Hourly Rate

(a) Based on 2.55% Salary and Employee Benefit increase per Board resolution rounded to nearest \$1

(b) 2024-25 Hourly Rate = \$244 per hour

ORANGE COUNTY FIRE AUTHORITY

Attachment 2

PROPOSED FEE SCHEDULE

PREVENTION FIELD SERVICES

Effective Date - July 1, 2024

Fee Code	Service Name	2023-24 Adopted Fee	2024-25 Proposed Fee (a) (b)
AA1	Aerosol – Issuance	\$166	\$170
AA1R	Aerosol - Reissuance	\$80	\$82
AA2	Aircraft Refueling – Issuance	\$406	\$416
AA2R	Aircraft Refueling – Reissuance	\$262	\$269
AA3	Aviation Facility – Issuance	Hourly Rate	Hourly Rate
AA3R	Aviation Facility – Reissuance	Hourly Rate	Hourly Rate
AA5	Waste Handling – Issuance	Hourly Rate	Hourly Rate
AA5R	Waste Handling – Reissuance	Hourly Rate	Hourly Rate
AA6	Amusement Building – Issuance	Hourly Rate	Hourly Rate
AA6R	Amusement Building – Reissuance	Hourly Rate	Hourly Rate
AC1	Candles/Open flame – Issuance	\$122	\$125
AC1R	Candles/Open flame – Reissuance	\$80	\$82
AC2	Carnival or Fair – Issuance	Hourly Rate	Hourly Rate
AC6	Combustible Material Storage – Issuance	Hourly Rate	Hourly Rate
AC6R	Combustible Material Storage – Reissuance	Hourly Rate	Hourly Rate
AC71	Compressed Gas – Corrosive Issuance	\$185	\$190
AC71R	Compressed Gas – Corrosive Reissuance	\$100	\$103
AC710	Compressed Gas-Toxic - Issuance	\$185	\$190
AC710R	Compressed Gas-Toxic - Reissuance	\$100	\$103
AC72	Compressed Gas – Flammable Gas Issuance	\$185	\$190
AC72R	Compressed Gas – Flammable Gas Reissuance	\$100	\$103
AC73	Compressed Gas-Highly Toxic - Issuance	\$185	\$190
AC73R	Compressed Gas-Highly Toxic - Reissuance	\$100	\$103
AC74	Compressed Gas – Inert Gas Issuance	\$130	\$133
AC74R	Compressed Gas – Inert Gas Reissuance	\$80	\$82
AC76	Compressed Gas-Oxidizer - Issuance	\$185	\$190
AC76R	Compressed Gas-Oxidizer - Reissuance	\$100	\$103
AC77	Compressed Gas – Pyrophoric - Issuance	\$181	\$186
AC77R	Compressed Gas – Pyrophoric - Reissuance	\$100	\$103
AC91	Cryogenics – Physical or Health Hazard - Issuance	\$92	\$94
AC91R	Cryogenics – Physical or Health Hazard - Reissuance	\$80	\$82
AC92	Cryogen – Flammable Issuance	\$166	\$170
AC92R	Cryogen – Flammable Reissuance	\$100	\$103
AC94	Cryogen – Inert Issuance	\$92	\$94
AC94R	Cryogen – Inert Reissuance	\$80	\$82
AC95	Cryogen – Oxidizer Issuance	\$111	\$114
AC95R	Cryogen – Oxidizer Reissuance	\$80	\$82
AD11	Dry Cleaning Plants - Package Issuance	\$92	\$94
AD11R	Dry Cleaning Plants – Package Reissuance	\$80	\$82
AD2	Dust Producing Operations - Issuance	\$185	\$190
AD2R	Dust Producing Operations - Reissuance	\$120	\$123
AE1	Explosives/Blasting Condition with OCSD Approval – Issuance	Hourly Rate	Hourly Rate
AF1	Firework Stands	\$143	\$147
AF2	Outdoor Fireworks Display, such as July 4th displays	\$2,140	\$2,195
AF21	Outdoor Fireworks Display, such as home coming & barge display	\$550	\$564
AF22	Pyrotechnics/Special Effects Materials	\$905	\$928
AF31	Flammable Combustible Liquids – Issuance to use or operate a pipeline	Hourly Rate	Hourly Rate
AF31R	Flammable Combustible Liquids - Reissuance	Hourly Rate	Hourly Rate
AF32	Flammable Liquids – Issuance Class I liquids (5 gallons inside/10 gallons outside)	\$185	\$190

(a) Based on 2.55% Salary and Employee Benefit increase per Board resolution rounded to nearest \$1

(b) 2024-25 Hourly Rate = \$244 per hour

ORANGE COUNTY FIRE AUTHORITY

Attachment 2

PROPOSED FEE SCHEDULE

PREVENTION FIELD SERVICES

Effective Date - July 1, 2024

Fee Code	Service Name	2023-24 Adopted Fee	2024-25 Proposed Fee (a) (b)
AF32R	Flammable Combustible Liquids – Reissuance	\$100	\$103
AF33	Combustible Liquids – Issuance. To store, use or handle Class II or IIIA liquids in excess of 25 gallons inside or 60 gallons outside.	\$185	\$190
AF33R	Combustible Liquids – Reissuance	\$100	\$103
AF35	Flammable Combustible Liquids – Issuance. To operate tank vehicles, equipment, tanks, plants, terminals, wells, etc.	\$185	\$190
AF35R	Flammable Combustible Liquids – Reissuance	\$100	\$103
AH11	Hazardous Materials – Oxidizing Issuance	\$185	\$190
AH110	Hazardous Materials – Water Reactive Issuance	\$92	\$94
AH110R	Hazardous Materials – Water Reactive Reissuance	\$100	\$103
AH11R	Hazardous Materials – Oxidizing Reissuance	\$100	\$103
AH12	Hazardous Materials – Corrosive Issuance	\$185	\$190
AH12R	Hazardous Materials – Corrosive Reissuance	\$100	\$103
AH13	Hazardous Materials – Flammable Solids Issuance	\$185	\$190
AH13R	Hazardous Materials – Flammable Solids Reissuance	\$100	\$103
AH14	Hazardous Materials – Highly Toxic Issuance	\$177	\$182
AH14R	Hazardous Materials – Highly Toxic Reissuance	\$92	\$94
AH15	Hazardous Materials – Organic Peroxide Issuance	\$177	\$182
AH15R	Hazardous Materials – Organic Peroxide Reissuance	\$92	\$94
AH16	Hazardous Materials – Pyrophoric Issuance	\$177	\$182
AH16R	Hazardous Materials – Pyrophoric Reissuance	\$92	\$94
AH18	Hazardous Materials – Toxic Issuance	\$185	\$190
AH18R	Hazardous Materials – Toxic Reissuance	\$85	\$87
AH19	Hazardous Materials – Unstable Reactive Issuance	\$185	\$190
AH19R	Hazardous Materials – Unstable Reactive Reissuance	\$100	\$103
AH3	High Piled Combustible - Issuance	\$369	\$378
AH3R	High Piled Combustible Reissuance	\$202	\$207
AL1	Liquefied Petroleum Gas – Issuance	\$92	\$94
AL1R	Liquefied Petroleum Gas - Reissuance	\$80	\$82
AL2	Liquid- or Gas-Fueled Vehicles or Equipment in Assembly Buildings – Issuance/Reissuance	Hourly Rate	Hourly Rate
AL3	Lumber Yards and Woodworking Plants – Issuance	\$295	\$303
AL3R	Lumber Yards and Woodworking Plants - Reissuance	\$202	\$207
AM1	Magnesium Working – Issuance/Reissuance	Hourly Rate	Hourly Rate
AM2	Open and Covered Malls - Issuance/Reissuance	\$635	\$651
AM3	Motor Vehicle Fuel Dispensing – Issuance	\$130	\$133
AM31	Motor Vehicle Fuel Dispensing – Package Issuance	\$74	\$76
AM31R	Motor Vehicle Fuel Dispensing – Package Reissuance	\$80	\$82
AM3R	Motor Vehicle Fuel Dispensing - Reissuance	\$80	\$82
AO1	Open Burning/Fire – Issuance	Hourly Rate	Hourly Rate
AO3	Industrial Ovens – Issuance	\$130	\$133
AO3R	Industrial Ovens - Reissuance	\$80	\$82
AP21 to AP22	Assembly, <300 occupants - Issuance	\$656	\$673
AP21R to AP22R	Assembly, <300 occupants - Reissuance	\$444	\$455
AP23 to AP25	Assembly, >300 occupants - Issuance	\$1,061	\$1,088
AP23R to AP25R	Assembly, >300 occupants - Reissuance	\$549	\$563

(a) Based on 2.55% Salary and Employee Benefit increase per Board resolution rounded to nearest \$1

(b) 2024-25 Hourly Rate = \$244 per hour

ORANGE COUNTY FIRE AUTHORITY

Attachment 2

PROPOSED FEE SCHEDULE

PREVENTION FIELD SERVICES

Effective Date - July 1, 2024

Fee Code	Service Name	2023-24 Adopted Fee	2024-25 Proposed Fee (a) (b)
AR2	Refrigeration Equipment – Issuance	\$295	\$303
AR2R	Refrigeration Equipment – Reissuance	\$141	\$145
AR3	Repair and Service Garage – Issuance	\$241	\$247
AR31	Repair and Service Garage < 5000 sq ft – Package Issuance	\$222	\$228
AR31R	Repair and Service Garage < 5000 sq ft – Package Reissuance	\$181	\$186
AR3R	Repair and Service Garage – Reissuance	\$181	\$186
AS1	Spraying or Dipping Operation – Issuance	\$351	\$360
AS1R	Spraying or Dipping Operation - Reissuance	\$80	\$82
AT1	Tent/Membrane Structure – Issuance	Hourly Rate	Hourly Rate
AT1.1	Canopy Structure – Issuance	Hourly Rate	Hourly Rate
AT2	Storage of Scrap Tires, Tire Byproducts, & Tire Rebuilding – Issuance	Hourly Rate	Hourly Rate
AT2R	Storage of Scrap Tires, Tire Byproducts, & Tire Rebuilding – Reissuance	Hourly Rate	Hourly Rate
AW1	Hot Work - Issuance.	\$130	\$133
AW11	Welding Carts Flammable gas up to 1000 cuft and Oxidizing gas up to 1500 cuft - Package Issuance	\$141	\$145
AW11R	Welding Carts Flammable gas up to 1000 cuft and Oxidizing gas up to 1500 cuft - Package Reissuance	\$80	\$82
AW1R	Hot Work - Reissuance.	\$80	\$82
J200	Reinspection – Flat rate for any inspection after the 1st (Applies to all CRR fees)	Hourly Rate	Hourly Rate
J201	Penalty \$250 – Failure to comply with 1st orders, tags or notices (Applies to all CRR fees) (Penalty fees are not included with the annual S&EB increase)	\$250	\$250
J202	Penalty \$500 – Failure to comply with 2nd orders, tags or notices (Applies to all CRR fees) (Penalty fees are not included with the annual S&EB increase)	\$500	\$500
J203	Penalty \$1000 – Failure to comply with 3rd or more orders, tags or notices (Applies to all CRR fees) (Penalty fees are not included with the annual S&EB increase)	\$1,000	\$1,000
M100	Correctional or Detentional Facility – Large (i.e. full scale jails, prisons, and places of detention)	\$555	\$569
M101	Correctional or Detentional Facility – Small (i.e. holding cells)	\$222	\$228
M102	High Rise Facility > 75 Feet	\$1,265	\$1,297
M103	Mid Rise Facility 55 - 74 Feet	\$666	\$683
M121	Care Facility for more than 6 ambulatory & non-ambulatory clients	\$333	\$341
M123	Hospitals, Nursing homes, Mental hospitals, and Surgery Centers	\$942	\$966
M124	Community Care Facility (i.e. clearance letter, large family day, etc.)	\$111	\$114
M125	Pre-Inspection Residential Care Facility (i.e. Single Family Residences)	\$444	\$455
M128	Permits Special Event - Applied to all Special Events that require operational permits	\$74	\$76
M129	Over the Counter Special Events – Events that may impact emergency operations equipment or access and may only require an over the counter submittal	\$55	\$56
M130	Miscellaneous Special Events – Events that may impact emergency operations equipment or access and may only require an over the counter submittal	\$111	\$114
M131	Minor Special Events – Events that may impact emergency operations equipment or access and have attendance or participation by less than 2,500 people.	\$166	\$170
M132	Major Special Events – Events that impact emergency operations equipment or access or have attendance, participation, or mass gathering of more than 2,500 people.	\$333	\$341

(a) Based on 2.55% Salary and Employee Benefit increase per Board resolution rounded to nearest \$1

(b) 2024-25 Hourly Rate = \$244 per hour

ORANGE COUNTY FIRE AUTHORITY

Attachment 2

PROPOSED FEE SCHEDULE

PREVENTION FIELD SERVICES

Effective Date - July 1, 2024

Fee Code	Service Name	2023-24 Adopted Fee	2024-25 Proposed Fee (a) (b)
M133	Special Event Expedite Fee for <10 days submittal	50%	50%
M140	Fire Watch - Requested	Hourly Rate	Hourly Rate
M141	Standby – Engine Company – Board approved cost recovery rate	Hourly Rate	Hourly Rate
M150	Base Fee	\$81	\$83
M151	Alternate Means & Methods	Hourly Rate	Hourly Rate
M152	All other time to be charged as Time and Materials	Hourly Rate	Hourly Rate
False Alarm			
	False Alarm - 2nd within 6 months (Penalty fees are not included with the annual S&EB increase)	\$100	\$100
	Failure to comply with orders, tags or notices - 3rd false alarm within 6 months (Penalty fees are not included with the annual S&EB increase)	\$250	\$250
	Failure to comply with orders, tags or notices - 4th false alarm within 6 months (Penalty fees are not included with the annual S&EB increase)	\$500	\$500
	Failure to comply with orders, tags or notices - 5th and subsequent false alarm within 6 months (Penalty fees are not included with the annual S&EB increase)	\$1,000	\$1,000
800 MHz Radio Loaner/Rental Program			
	Loaning of the preprogrammed 800 MHz radio including radio, batteries, and desk charger to OCFA approved and FCC licensed technicians to facilitate the annual testing required for emergency responder radio system installation. (This program is not included with the annual S&EB increase)	\$75 per month	\$75 per month

(a) Based on 2.55% Salary and Employee Benefit increase per Board resolution rounded to nearest \$1

(b) 2024-25 Hourly Rate = \$244 per hour

ORANGE COUNTY FIRE AUTHORITY
Schedule of Public Record Request Fees and Charges

<u>SERVICES</u>	<u>AMOUNT</u>
------------------------	----------------------

DUPLICATION FEESDuplication General:

Copy Rate..... \$0.10 per page
 CD/DVD Disks* \$1.30 per CD/DVD, plus postage
 Photographs..... actual cost

Fair Political Practices Commission (FPPC) Filings (Fees per Cal. Gov. Code § 81008):

Filings/Statements \$ 0.10 per page or current FPPC rate
 Retrieval Fee Not to exceed \$5.00 for copies/reports 5+ years old or current FPPC rate

Reports/Maps:

After Action Reports..... actual cost/posted reports*
 Annual Financial Report..... actual cost/current fiscal year *
 Budget actual cost/current fiscal year *
 Property Related Records (Community Right to Know Reports)..... \$2.50 per address
 Fire Incident/Fire Investigation/Paramedic Reports..... \$0.10 per page, plus postage
 or \$0 for electronic transmittal
 Reports prepared by Consultants actual cost
 Geographic Information System (GIS)/Battalion/Division Maps..... actual cost

* Available on-line at no charge

Specialized Reports/Maps:

Creation of special reports/maps..... Current Hourly Rate, in 15 minutes increment**
 plus \$0.10 per page, plus postage or \$0 for electronic transmittal

Position Title	Current Hourly Rate (Fully Burdened) **
IT Analyst	\$113.66
IT Manager	\$163.20
Management Assistant	\$65.80
Senior Management Analyst	\$133.79

Requiring research of records, analysis, compilation..... Actual cost + \$0.10 per page
 911 Audio Recording* \$1.30 per CD/DVD, plus postage
 or \$0 for electronic transmittal

Subscriptions (Via US Mail):

Minutes..... \$35.00 per year/per body*
 Agendas..... \$35.00 per year/per body*
 Agenda Packet..... \$25.00 per packet plus postage, if applicable*

* Available on-line at no charge.

MISCELLANEOUS SERVICES FEES

Certification.....	\$2.00 per document
Delivery Service.....	actual cost
Email Server Search*	\$0.10 per page, plus postage or \$0 for electronic transmittal
Fax Transmissions	\$0.10 per page/paid prior to transmission in-lieu of duplication fee
Notary Fees (per Cal. Gov. Code § 8211 and 8223)	\$10.00 per signature or current rate
Postage	current US Postage Rates
Record Retrieval – Offsite Storage.....	\$20 per box (actual cost)

SUBPOENA FEES (per Cal. Gov. Code §68096.1 & 68097.2)

Subpoena for Records	\$15.00 deposit applied toward actual costs
.....	or current State rate
Subpoena for Witness	\$275.00 deposit applied toward actual witness expenses
.....	or current State rate

WAIVER OF FEES

The above fees may be waived at the discretion of the Section Manager concerned when it is clear that the general public and/or the OCFA will benefit by providing the service at no cost.

- (a) Examples of the types of service for which the above fees may be waived are as follows:
 - (1) Requests from City Officials, Board Members, etc. for business purposes
 - (2) Requests from individuals or firms directly concerned with pending actions of the Board of Directors or Executive Committee, which require their attendance at a Public Hearing or when legal notice is required.
 - (3) Requests from other public agencies, including law enforcement agencies and the District Attorney, in cases of cooperative exchange of information.
- (b) Decisions on questionable items shall be made by the Fire Chief or designee.

LATE FEES

A 10% late fee may be assessed on past due accounts if payment is not received by the original due date. Late fee assessments applicable to this policy include, but are not limited to:

- Ambulance – Advanced Life Support (ALS)/Basic Life Support (BLS) supply reimbursements
- Fire Prevention Activities
- Special Activities requiring a permit
- Any other OCFA miscellaneous billings including but not limited to Fire Restitution

***The California Public Records Act provides that a fee may be charged to cover the *direct costs* incurred in duplicating records or information requested. In most scenarios, requesters are only responsible for the direct cost associated with producing duplicate copies of the records in physical or electronic form, not including the costs of staff time conducting searches. However, requests are subject to charge when the electronic records sought require data compilation, extraction, or programming to produce the record. A deposit in advance will be required prior to production.**

Fire Prevention Department S&EB Adjustment Calculation

<u>FY 2024/25</u>	<u>% of Budget</u>	<u>% Change in Rate from Prior Year</u>	<u>Weighted Rate Increase</u>
Salary	64.88%	1.49%	0.97%
Retirement	21.41%	4.57%	0.98%
Insurance	9.61%	11.04%	1.06%
Workers' Comp	3.16%	-16.63%	-0.53%
Medicare	0.94%	6.96%	0.07%
Total	100.00%		2.55%



Orange County Fire Authority
AGENDA STAFF REPORT

Budget and Finance Committee Meeting
June 12, 2024

Agenda Item No. 3B
Discussion Calendar

Cal OES Fire Integrated Real-time Intelligence System (FIRIS) Program
Mission Commander Contract Management Extension of FY 2024/25

Contact(s) for Further Information

Brian Fennessy, Fire Chief	brianfennessy@ocfa.org	714.573.6010
Tim Perkins, Assistant Chief Field Operations South	timperkins@ocfa.org	714.573.6008

Summary

This agenda item is submitted for approval of budget and contracts for the Mission Commander services for the Fire Integrated Real-time Intelligence System (FIRIS) Program, as requested by the State of California Governor's Office of Emergency Services (Cal OES). Cal OES will receive funding as part of the Fiscal Year 2024/25 Governor's budget to manage the FIRIS program effective July 1, 2023, and has requested that OCFA extend retention of the Airborne Mission Commander (MC) portion of the program for a six-month period through December 31, 2024, plus one optional six-month renewal term (pending a request and funding by Cal OES).

Prior Board/Committee Action

On June 23, 2022, the Board of Directors authorized the FIRIS 3.0 Program Extension for an initial duration of 6-months. This included approval of \$9.7 million in State funding and approval of various agreements for services including aviation equipment, data analytics, program managers, Mission Commanders, and other related services.

On November 17, 2022, the Board of Directors authorized a subsequent Cal OES request and funding commitment for an additional \$9.7 million by Cal OES to extend the FIRIS program through June 30, 2023.

On June 22, 2023, the Board of Directors authorized continuation of the FIRIS Program for Fiscal Year 2023/24. This included approval of \$5 million in State funding and approval of various agreements for services including aviation equipment, data analytics, program managers, Mission Commanders, and other related services.

RECOMMENDED ACTION(S)

Review the proposed agenda item and direct staff to place the item on the agenda for the Board of Directors meeting of June 27, 2024, with the Budget and Finance Committee's recommendation that the Board of Directors:

1. Approve and authorize the Fire Chief to enter into a reimbursement agreement with the State of California Governor's Office of Emergency Services (Cal OES) in the amount of \$2,500,000 for the provision of Airborne Mission Commanders and Mission Commander administrative support services.

2. Approve and authorize a budget adjustment to increase revenue and appropriations in the FY 2024/25 General Fund (121) budget by \$2,500,000 for Mission Commander (MC) contracts and MC administrative support services for the Cal OES FIRIS Program Extension through December 31, 2024.
3. Approve and authorize the Purchasing Manager to enter into new Professional Services Agreements by the individual amounts needed in support of the Cal OES FIRIS Program Mission Commanders not to exceed \$250,000 for a six-month period through December 31, 2024, including a one optional six-month renewal term (pending an additional extension request and funding by Cal OES) and so long as the aggregate value of the agreements does not exceed the program budget.

Impact to Cities/County

The Cal OES FIRIS program will continue to enhance aerial wildfire response and situational awareness in Orange County and throughout California during the 2024/25 wildfire season.

Fiscal Impact

Cal OES requests that OCFA provide Mission Commander and MC administrative support services from July 1, 2024 through December 31, 2024, and will provide \$2,500,000 to reimburse OCFA for the provision of these services.

Increased Cost Funded by Structural Fire Fund: \$0

Increased Cost Funded by Cash Contract Cities: \$0

Background

Cal OES intends to assume management of the FIRIS Mission Commander services on January 1, 2025. Cal OES is requesting OCFA continue to provide Mission Commander services for six months to up to one-year beginning July 1, 2024 (Attachment 1).

The Airborne Mission Commander is responsible for aircraft, crew, and airspace safety during flight missions. They coordinate the use of remote sensing technology to collect data produced in a manner useful to tactical, operational, and strategic incident personnel. Airborne MCs are expert practitioners (qualified and experienced Air Tactical Group Supervisors) within the Incident Command System (ICS), interagency aviation standards, and aerial supervision. MC's practice the Intelligence Investigation role in the ICS chain of command.

Staff published Request for Qualifications SK2566C for Mission Commander services and the solicitation remains open for submittal. Interested parties are required to submit statements of qualifications which are then reviewed and vetted by a panel of OCFA subject matter experts to ensure they meet the qualification requirements.

Program Budget

The table below details the estimated budget for the FY 2024/25 FIRIS Airborne Mission Commander contract services:

Funding Source	Funding Description	Estimated Amount
Cal OES	New funding Agreement	\$2,500,000
	Total Project Funding	\$2,500,000

Service Contracts and Other Expenses	Services/Equipment	Estimated Amounts
Airborne Mission Commanders	Up to four 12-hr shifts per day for 183 days	\$1,976,400
Unanticipated Tasks	MC, OCFA staff and other support as needed.	\$166,283
OCFA Business Analyst	MC contract management, analytical and administrative support	\$23,529
OCFA Indirect Cost Rate	16.69%*	\$333,788
	Total Project Cost	\$2,500,000

**The Indirect Cost Rate is scheduled to be approved by the OCFA Board in June 2024 with an effective date of 7/1/24.*

Attachment(s)

Cal OES MC Funding Agreement

STANDARD AGREEMENT - AMENDMENT

STD 213A (Rev. 4/2020)

☐ CHECK HERE IF ADDITIONAL PAGES ARE ATTACHED _____ PAGES

AGREEMENT NUMBER	AMENDMENT NUMBER	Purchasing Authority Number
A231010432	01	GOES-0690

1. This Agreement is entered into between the Contracting Agency and the Contractor named below:

CONTRACTING AGENCY NAME

California Governor's Office of Emergency Services (Cal OES)

CONTRACTOR NAME

Orange County Fire Authority

2. The term of this Agreement is:

START DATE

July 1, 2023

THROUGH END DATE

December 3, 2024

3. The maximum amount of this Agreement after this Amendment is:

\$7,500,000.00

Seven Million Five Hundred Thousand Dollars and Zero Cents

4. The parties mutually agree to this amendment as follows. All actions noted below are by this reference made a part of the Agreement and incorporated herein:

I. Pursuant to Exhibit A, Statement of Work (SOW); Section 2, Term/Period of Performance; Paragraph A., Cal OES hereby extends the end date of the period of performance from June 30, 2024, to December 31, 2024.

Current Term: 07/01/2023 – 06/30/2024

New Term: 07/01/2023 – 12/31/2024

II. Pursuant to Exhibit A, Statement of Work (SOW); Section 3, Budgeted Amount; Cal OES hereby increases the budgeted amount by \$2,500,000.00, thus increasing the total budgeted amount from \$5,000,000.00 to \$7,500,000.00

Previous contract value: \$5,000,000.00

New contract value: \$7,500,000.00

All other terms and conditions shall remain the same.

IN WITNESS WHEREOF, THIS AGREEMENT HAS BEEN EXECUTED BY THE PARTIES HERETO.

CONTRACTOR

CONTRACTOR NAME (if other than an individual, state whether a corporation, partnership, etc.)

Orange County Fire Authority

CONTRACTOR BUSINESS ADDRESS

1 Fire Authority Rd

CITY

Irvine

STATE

CA

ZIP

92602

PRINTED NAME OF PERSON SIGNING

Brian Fennessy

TITLE

Fire Chief

CONTRACTOR AUTHORIZED SIGNATURE

DATE SIGNED

STD 213A (Rev. 4/2020)

☐ CHECK HERE IF ADDITIONAL PAGES ARE ATTACHED _____ PAGES

AGREEMENT NUMBER A231010432	AMENDMENT NUMBER 01	Purchasing Authority Number GOES-0690
--------------------------------	------------------------	------------------------------------------

STATE OF CALIFORNIA

CONTRACTING AGENCY NAME California Governor's Office of Emergency Services (Cal OES)				
CONTRACTING AGENCY ADDRESS 10391 Peter A McCuen Blvd		CITY Mather	STATE CA	ZIP 95655
PRINTED NAME OF PERSON SIGNING Eric Swanson		TITLE Deputy Director, Finance and Administration		
CONTRACTING AGENCY AUTHORIZED SIGNATURE		DATE SIGNED		
CALIFORNIA DEPARTMENT OF GENERAL SERVICES APPROVAL		EXEMPTION (If Applicable)		