



ORANGE COUNTY FIRE AUTHORITY

EXECUTIVE COMMITTEE

Regular Meeting Agenda

**Thursday, February 26, 2026
5:30 P.M.**

**Regional Fire Operations and Training Center
Board Room
1 Fire Authority Road
Irvine, CA 92602**

Joshua Sweeney, Chair • Nitesh Patel, Vice Chair
Phil Bacerra • Shelley Hasselbrink • Kelly Jennings • Austin Lumbard
Dave Shawver • Donald P. Wagner

NOTICE REGARDING PUBLIC ACCESS AND PARTICIPATION

This meeting is open to the public. Committee members will participate in person. There are several alternative ways to make comments including:

In Person Comments at Meeting: Resolution No. 97-024 established rules of decorum for public meetings held by the Orange County Fire Authority. Resolution No. 97-024 is available from the Clerk of the Authority.

Any member of the public may address the Committee on items within their subject matter jurisdiction, but which are not listed on this agenda during PUBLIC COMMENTS. However, no action may be taken on matters that are not part of the posted agenda. We request comments made on the agenda be made at the time the item is considered and that comments be limited to three minutes per person. Please address your comments to the Committee and do not engage in dialogue with individual Board Members, Authority staff, or members of the audience.

If you wish to speak, please complete a Speaker Form identifying which item(s) you wish to address. Please return the completed form to the Clerk of the Authority prior to item being considered. Speaker Forms are available at the entryway of meeting location.

E-Comments: Alternatively, you may email your written comments to coa@ocfa.org. E-comments will be provided to the Committee members upon receipt and will be part of the meeting record as long as they are received during or before the Committee takes action on an item. Emails related to an item that are received after the item has been acted upon by the Committee will not be considered.

This Agenda contains a brief general description of each item to be considered. Except as otherwise provided by law, no action or discussion shall be taken on any item not appearing on the following Agenda. Unless legally privileged, all supporting documents, including staff reports, and any writings or documents provided to a majority of the committee members after the posting of this agenda are available for review at the Orange County Fire Authority Regional Fire Operations & Training Center, 1 Fire Authority Road, Irvine, CA 92602 or you may contact the Clerk of the Authority at (714) 573-6040 Monday through Thursday, and every other Friday from 8 a.m. to 5 p.m. and available online at <http://www.ocfa.org>



In compliance with the Americans with Disabilities Act and [Board of Directors policy](#), if you need reasonable accommodations to participate in this meeting, please complete the [ADA Reasonable Accommodation Form](#) available on the Agency's website and email to COA@ocfa.org, or you may contact the Clerk of the Authority at (714) 573-6040 during regular business hours to submit your request orally. Please notify us at least 48 hours prior to the meeting to enable the Authority to make reasonable arrangements to assure accessibility to the meeting.

CALL TO ORDER by Chair Sweeney

INVOCATION by OCFA Chaplain Dave Keehn

PLEDGE OF ALLEGIANCE by Director Lombard

ROLL CALL by Clerk of the Authority

REPORT

A. Report from the Budget and Finance Committee

B. Report from the Human Resources Committee

PUBLIC COMMENTS

Please refer to instructions on how to submit a public comment on Page 1 of this Agenda.

1. PRESENTATION(S)

None.

2. CONSENT CALENDAR

All matters on the consent calendar are considered routine and are to be approved with one motion unless a Committee Member or a member of the public requests separate action on a specific item.

A. Minutes for the Executive Committee Meeting

Submitted by: Maria D. Huizar, Clerk of the Authority

The record will show that any Director not in attendance at the meeting of the Minutes will be registered as an abstention, unless otherwise indicated.

Recommended Action:

Approve the Minutes for the January 22, 2026, Regular Meeting as submitted.

B. Second Quarter Financial Newsletter

Submitted by: Sara Kennedy, Assistant Chief/Business Services Department, James Slobojan, Treasurer/Treasury & Financial Planning and Stuart Lam, Budget Manager/Treasury & Financial Planning

Recommended Action:

Receive and file the report.

C. Second Quarter Purchasing Report

Submitted by: Sara Kennedy, Assistant Chief/Business Services Department

Recommended Action:

Receive and file the report.

D. Monthly Investment Report

Submitted by: Sara Kennedy, Assistant Chief/Business Services Department, James Slobojan, Treasurer/Treasury & Financial Planning, and Traci Lee, Assistant Treasurer/Treasury & Financial Planning

Recommended Action:

Receive and file the report.

E. US&R Civilian Classification Salary Update

Submitted by: Stephanie Holloman, Assistant Chief/Human Resources Department and Nicole Chung, Human Resources Manager/Human Resources Department

Recommended Action:

Approve the salary range for the Incident Support Team (IST) Affiliate reflecting a maximum rate of pay in alignment with the Deputy Fire Chief salary rate.

3. DISCUSSION CALENDAR

None.

COMMITTEE MEMBER COMMENTS

ADJOURNMENT – The next regular meeting will be a Regular Meeting of the Executive Committee on Thursday, March 26, 2026, at 5:30 p.m.

AFFIDAVIT OF POSTING

I hereby certify under penalty of perjury and as required by the State of California, Government Code § 54954.2(a), that the foregoing Agenda was posted in the lobby and front gate public display case of the Orange County Fire Authority, Regional Fire Operations and Training Center, 1 Fire Authority Road, Irvine, CA, not less than 72 hours prior to the meeting.

Maria D. Huizar, CMC
Clerk of the Authority

FUTURE EC AGENDA ITEMS – THREE-MONTH OUTLOOK:

- Monthly Investment Report
- Third Quarter Financial Newsletter
- Third Quarter Purchasing Report

UPCOMING MEETINGS:

Budget and Finance Committee

Wednesday, March 11, 2026, 12 noon

Legislative and Public Affairs Committee

Wednesday, March 18, 2026, 12 noon

Executive Committee

Thursday, March 26, 2026, 5:30 p.m.

Board of Directors

Thursday, March 26, 2026, 6:00 p.m.

MINUTES ORANGE COUNTY FIRE AUTHORITY

**Executive Committee Regular Meeting
Thursday, January 22, 2026
5:30 P.M.**

**Regional Fire Operations and Training Center
Board Room
1 Fire Authority Road
Irvine, CA 92602**

CALL TO ORDER

Chair Bacerra called the regular meeting of the Orange County Fire Authority Executive Committee to order at 5:30 p.m. on January 22, 2026.

INVOCATION

The Invocation was led by OCFA Chaplain Emily McColl.

PLEDGE OF ALLEGIANCE

Director Hasselbrink led the assembly in the Pledge of Allegiance.

ROLL CALL Maria D. Huizar, Clerk of the Authority

Present:

Phil Bacerra, Santa Ana, Chair
Shelley Hasselbrink, Los Alamitos
Austin Lombard, Tustin
Kelly Jennings, Laguna Hills
Nitesh Patel, La Palma
Joshua Sweeney, Laguna Hills
Donald P. Wagner, County of Orange

Absent: Dave Shawver, Stanton

Also present were:

Acting Chief TJ McGovern
Assistant Chief Jim Ruane
Assistant Chief Stephanie Holloman
Assistant Chief Matt Olson
Assistant Chief Sara Kennedy
General Counsel David Kendig

Deputy Chief Robert C. Cortez
Assistant Chief Rob Capobianco
Assistant Chief Baryic Hunter
Assistant Chief Mike Summers
Clerk of the Authority Maria D. Huizar

REPORT

A. Report from the Budget and Finance Committee

Budget and Finance Committee Chair Lumbard reported at its January 14, 2026, meeting, the Committee reviewed and with a unanimous vote, forwarded the Monthly Investment Reports to the Executive Committee for approval of the recommended action.

PUBLIC COMMENTS

None.

1. PRESENTATION(S)

None.

2. CONSENT CALENDAR

On motion by Director Sweeney and second by Director Lumbard, approved 7-0 Agenda Item Nos. 2A-2D and 2F-2G as submitted, (Director Shawver absent). Agenda Item No. 2E was removed from the agenda by staff.

A. Minutes for the Executive Committee Meeting (FILE 12.02A2)

The record will show that any Director not in attendance at the meeting of the Minutes will be registered as an abstention, unless otherwise indicated.

Action: Approve the Minutes for the November 20, 2025, Regular Meeting as submitted.

B. Monthly Investment Reports (FILE 11.10D2)

Action: Receive and file the reports.

C. Approval of License Agreement Memorandum of Understanding with the California Fire Museum for the Education Trailer (FILE 23.7)

Action: Approve and authorize the Purchasing Manager to execute a license MOU with the California Fire Museum for the shared use, operation, and maintenance of an Educational Trailer.

D. Agreement Increase for Financial and Other Audit/Attest Services (FILE 15.02A)

Action: Approve and authorize the Purchasing Manager to increase the Professional Services Agreement with CliftonLarsonAllen, LLP by \$25,000 to an amount not to exceed \$125,000.

E. Agreement Increase for Armed Physical Security Services

This item was pulled by staff.

F. Increase in Blanket Order Contract for Firefighter Turnout Personal Protective Equipment (PPE) (FILE 19.12)

Action: Approve and authorize the Purchasing Manager to increase the blanket order contract with AllStar, for as-needed replacement turnout personal protective equipment (PPE) through January 31, 2026 and for the optional two (2) remaining one-year renewals, for annual amounts not to exceed \$1,480,000.

G. Approval of License Agreement with the City of Irvine for Fire Retardant Holding Tank Staging (FILE 10.03)

Action: Approve and authorize the Purchasing Manager to execute a license agreement with the City of Irvine for the use of a city-owned parcel section for storage and operation of a temporary fire retardant holding tank for wildfire suppression.

3. DISCUSSION CALENDAR

None.

COMMITTEE MEMBER COMMENTS

None.

ADJOURNMENT – Chair Bacerra adjourned the meeting at 5:35 p.m. The next regular meeting will be a Regular Meeting of the Executive Committee on Thursday, February 26, 2026, at 5:30 p.m.

Maria D. Huizar, CMC
Clerk of the Authority



Orange County Fire Authority
AGENDA STAFF REPORT

Executive Committee Meeting
February 26, 2026

Agenda Item No. 2B
Consent Calendar

Second Quarter Financial Newsletter

Contact(s) for Further Information

Sara Kennedy, Assistant Chief Business Services Department	sarakennedy@ocfa.org	714.573.6012
James Slobojan, Treasurer Treasury & Financial Planning	jamesjslobojan@ocfa.org	714.573.6305
Stuart Lam, Budget Manager Treasury & Financial Planning	stuartlam@ocfa.org	714.573.6302

Summary

This routine agenda item is submitted to provide information regarding revenues and expenditures in the General Fund and the Capital Improvement Program Funds through the second quarter of FY 2025/26.

Prior Board/Committee Action

On February 11, 2026, the Budget and Finance Committee reviewed the proposed agenda item and directed staff to place the item on the Executive Committee agenda by a vote of 7-0 (Director Lombard absent).

RECOMMENDED ACTION(S)

Receive and file the report.

Impact to Cities/County

Not applicable.

Fiscal Impact

Not applicable.

Background

The Quarterly Financial Newsletter provides information about the General Fund's top five revenue sources as well as expenditures by department and by type. Revenues and expenditures for the Capital Improvement Program (CIP) funds are also included. Revenues and expenditures for the General and CIP Funds through the second quarter of the fiscal year are within budgetary estimates, except where noted in the attached newsletter.

Attachment(s)

Second Quarter Financial Newsletter – July 2025 to December 2025



Summary

The Quarterly Financial Newsletter provides summary level information regarding the General Fund (GF) operating budget and Capital Improvement Program (CIP) budget to highlight revenue and expenditure trends and areas of note.

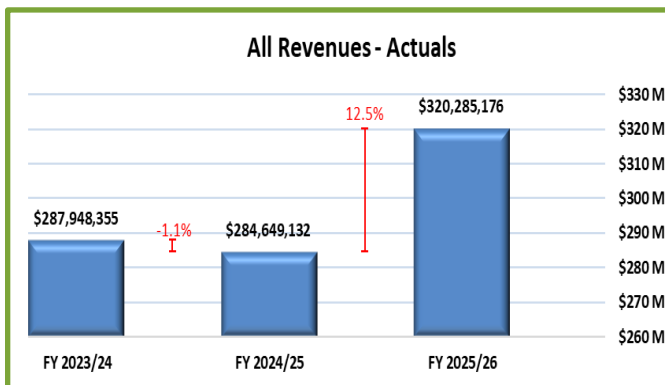
With the 2nd Quarter (i.e. 50%) of the fiscal year completed, both General Fund actual revenues and actual expenditures are slightly higher than anticipated. As of the end of the quarter, the OCFA received 52.8% of budgeted revenues and expended 46.3% of appropriations.

The OCFA expended 35.3% of the GF CIP, 1.4% of Fire Stations & Facilities, 2.6% of Comm. & Info. Systems, and 56.0% of the Fire Apparatus budgets. CIP expenditures in the Fire Stations & Facilities and Comm. Info. Systems funds have been minimal as many projects are still in the preliminary stages.

For additional information, see attached newsletter.


General Fund

REVENUES – General Fund revenues received as of the 2nd quarter amounted to

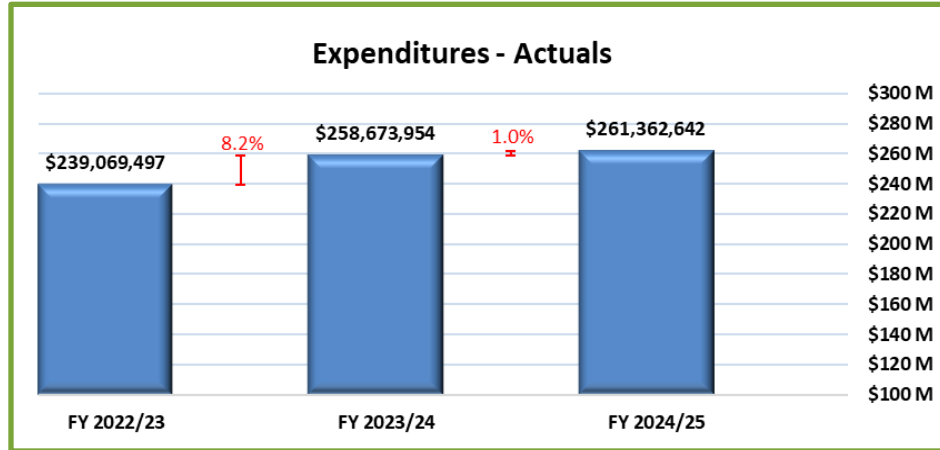


\$320.3 million, approximately 12.5% higher than the prior year. The increase is mostly due to higher secured property tax revenue, Cash Contract City revenue receipts, and CalFire contract revenue.

For the 2nd quarter of fiscal year 2025/26, secured property tax, which represents approximately 95% of overall property tax revenue, is \$38.5 million higher compared to the prior year. This large year over year increase is mostly due to the timing of tax receipts which can vary from year to year based on when residents and businesses make property tax payments. In fiscal year 2024/25, property tax receipts through the second quarter were unusually low with the timing of receipts delayed to the third quarter. Based on data from the Auditor-Controller, OCFA projects secured property taxes will be \$1.8 million higher than originally anticipated. Supplemental property tax is \$256K higher compared to the prior year.



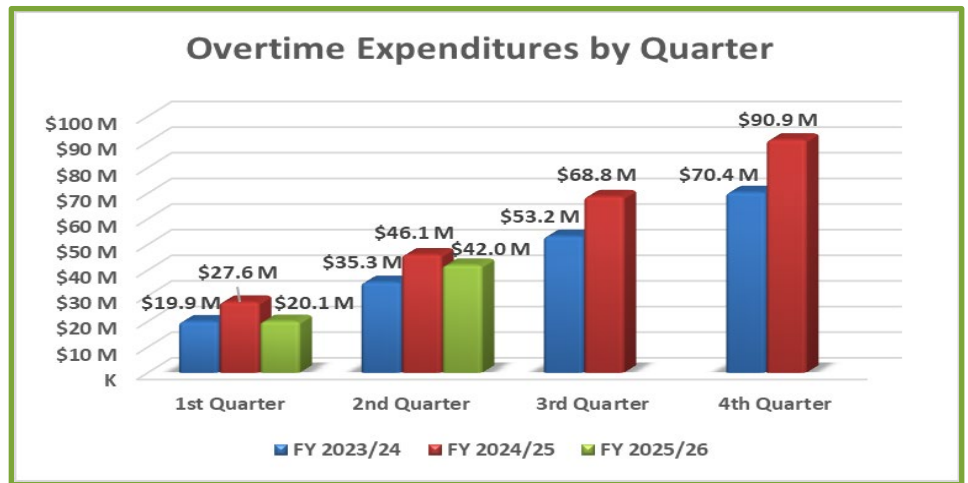
EXPENDITURES – General Fund expenditures amounted to \$261.4 million and reflect an increase of 1.0% when compared to the prior fiscal year.



Although regular salary and benefit expenditures were higher in current fiscal year 2025/26, this was offset by overtime expenditures that were \$4.0 million lower compared to the 2nd quarter of fiscal year 2024/25 due to decreased emergency incident activity.

The following Overtime

Expenditures by Quarter chart capture historical cumulative overtime expenditures from fiscal year 2023/24 through the 2nd quarter of fiscal year 2025/26. Overtime expenses decreased this year over last primarily due to fewer resources deployed for both in county and out of county emergency incidents. Major incidents this fiscal year include the Garnet and Gifford Fires. These emergency incident overtime expenditures are reimbursable. Overtime expenditures will continue to be monitored and a mid-year budget adjustment will be recommended.



We hope you have found this summary information illustrative and useful. Additional detailed information is included in the following Newsletter pages, including progress for each of the CIP funds.



Orange County Fire Authority

Second Quarter Financial Newsletter – July 2025 to December 2025

OVERVIEW

This report covers fiscal activities in the General Fund and CIP Funds through the second quarter of Fiscal Year 2025/26. Budget figures include all budget adjustments authorized by the Board through the second quarter.

GENERAL FUND

With 50% of the year completed, General Fund revenues are 52.8% of budget and expenditures are 46.3% as shown below:

General Fund (excludes 12110)	YTD Actual	Budget	Variance in Dollars	% Budget
Revenues	320,285,176	606,088,601	285,803,425	52.8%
Expenditures	261,361,642	565,055,849	303,694,207	46.3%

Top Five Revenues. The analysis presented below compares the five largest revenue categories received through the second quarter, as compared to the budgetary estimate for this point in the fiscal year. Categories in which the variance is greater than 10% or \$1 million, are discussed below the table.

Top Five Revenues	YTD Actual Receipts	Trended YTD Budget Estimate	Variance: Actual to Budget in Dollars	% Variance
Property Taxes	200,707,721	194,761,123	5,946,598	3.1%
Cash Contracts	89,843,492	90,029,966	(186,474)	-0.2%
State Reimbursements	9,072,333	9,000,000	72,333	0.8%
CRA Pass-through	677,611	677,177	434	0.1%
Community Risk Reduction Fees	3,705,824	3,527,328	178,496	5.1%
Total	304,006,981	297,995,594	6,011,387	2.0%

- Property Taxes** – Property tax revenue was approximately \$5.9 million or 3.1% higher than anticipated. The timing of OCFA’s property tax receipts can vary from year to year based on when residents and businesses make their 1st and 2nd property tax payment installments which are due in December and April. According to data from the Auditor-Controller, OCFA now projects that property taxes will be \$1.8 million higher than initially anticipated when the budget was adopted. Therefore, staff is recommending a mid-year budget adjustment to Property Tax.

Expenditures. The analysis presented on the following page compares the actual expenditures through the second quarter, as compared to the budgetary estimate for this point in the fiscal year. Categories in which the variance is greater than 10% or \$1 million, are discussed below the table.

Expenditures by Department	YTD Actual Expenditures	Trended YTD Budget Estimate	Variance: Actual to Budget in Dollars	% Variance
Business Services	4,060,154	4,254,987	(194,833)	-4.6%
Command & Emergency Planning	5,047,671	4,981,868	65,803	1.3%
Community Risk Reduction	6,121,987	6,480,941	(358,954)	-5.5%
Corporate Communications	1,710,969	1,667,730	43,239	2.6%
EMS & Training	7,636,039	7,707,477	(71,438)	-0.9%
Executive Management	4,512,607	4,253,824	258,784	6.1%
Human Resources	10,352,368	10,999,761	(647,393)	-5.9%
Information Technology	8,492,607	8,014,807	477,800	6.0%
Logistics	15,586,492	14,860,542	725,950	4.9%
Non-Departmental	115,329	121,047	(5,718)	-4.7%
Field Operations North	85,649,528	81,265,361	4,384,168	5.4%
Field Operations South	111,819,198	100,698,242	11,120,956	11.0%
Strategic Services	257,692	265,203	(7,511)	-2.8%
Total	261,362,642	245,571,789	15,790,853	6.4%

- Operations North** – This department is exceeding budget estimates for the second quarter primarily due to a high volume of backfill/overtime expenditures. Most of the budgetary variance is due to overtime costs incurred for emergency incidents which will be reimbursed. Major incidents in FY 2025/26 include the Garnet and Gifford fires. Overtime expenditures will continue to be monitored and a mid-year budget adjustment will be requested.
- Operations South** – This department is exceeding budget estimates for the second quarter primarily due to a high volume of backfill/overtime expenditures and \$7.9 million in reimbursable QRF expenditures. Any budgetary variance that is due to overtime costs incurred for emergency incidents is anticipated to be reimbursed. Major incidents in FY 2025/26 include the Garnet and Gifford fires. Overtime expenditures will continue to be monitored and a mid-year budget adjustment will be requested.

Expenditures by type are outlined below, with exception details following the table:

Expenditures by Type	YTD Actual Expenditures	Trended YTD Budget Estimate	Variance: Actual to Budget in Dollars	% Variance
Salary and Employee Benefits	222,784,827	215,031,816	7,753,011	3.6%
Services and Supplies	37,979,275	29,899,854	8,079,421	27.0%
Equipment	598,539	640,119	(41,580)	-6.5%
Total	261,362,642	245,571,789	15,790,853	6.4%

- Salary & Employee Benefits** – This category is trending over budget estimates for the second quarter by approximately \$7.8 million or 3.6%. This is primarily due to a high volume of backfill/overtime expenditures. Most of the budgetary variance is due to overtime costs incurred for emergency incidents which will be reimbursed. Major incidents in FY

2025/26 include the Garnet and Gifford fires. Overtime expenditures will continue to be monitored and a mid-year budget adjustment will be requested.

- **Services & Supplies** – This category is trending over budget estimates for the second quarter by approximately \$8.1 million or 27%. This is primarily due to \$7.9 million in reimbursable QRF expenditures as well as general liability insurance costs that exceeded budget by approximately \$866K. Staff is recommending mid-year adjustments for both of these items.

CIP FUNDS

Revenues and expenditures for the Capital Improvement Program funds are summarized below. Any variances are noted following the fund table:

General Fund CIP

Fund 12110	YTD Actual	Budget	Percent
Expenditures	9,683,850	27,399,169	35.3%

- This Fund receives transfers from the General Fund as its revenue source.
- Appropriations of \$27.4 million include funding for upgrades, routine maintenance and replacement of equipment such as: cardiac monitors/defibrillators, HVAC and emergency generators, inclusive facilities projects, all-band mobile and portable radios, self-contained breathing apparatus, fire station remodels, FS 41 aircraft landing improvements, AED Plus devices, workstation modifications, fire station alarm systems, enterprise phone/public address system, RFOTC secure vehicular access, fire station apparatus bay doors and concrete/asphalt repair, data network storage and servers, mobile CAD and personnel alerting systems, RFOTC and fire station roof repair/replacement, Communications & Workplace Support vehicle outfitting, VHF radios, PCs/laptops/tablets/printers, second portable radios for fire captains, ECC living quarters and kitchen remodel, fire station security fencing, exhaust fans, fire station appliances, suction units, fire apparatus shelters, digital orthophotography, technology equipment tracking, chainsaws, high-pressure air bags, Starlink communications equipment, remote rescue packs, Dispatch Operations Center upgrade, cyanokits, clean space powered air purifying respirators, water rescue outboard motors, WMD protective suits/respirator canisters, and portable fire pumps.
- Expenditures of approximately \$9.7 million are attributable to the upgrades and replacement of the following equipment: cardiac monitors/defibrillators, AED Plus devices, mobile CAD and personnel alerting systems, self-contained breathing apparatus, fire station alarm systems, enterprise phone/public address system, HVAC & generators, fire station remodels, clean space powered air purifying respirators, fire apparatus shelters, inclusive facilities, concrete and asphalt repair/replacement, data network upgrades, and replacement of PCs, tablets, printers, radios, and mobile data computers.

Fire Stations and Facilities

Fund 123	YTD Actual	Budget	Percent
Revenue	1,758,026	1,618,841	108.6%
Expenditures	403,874	28,138,339	1.4%

- Revenues in this fund are attributable to interest earned through the second quarter, developer contributions of \$1.2 million, and Cal Fire contract revenue of \$9K.
- Appropriations of \$28.1 million include funding for: construction, replacement, remodel, and/or upgrade to FS 9, FS 10, FS 12, FS 18, FS 23, FS 24, and FS 25; PPE cleaning facility and equipment; infrastructure security enhancements; retrofit of existing station fire life safety systems; RFOTC training grounds expansion and upgrade; purchase of a second emergency power generator for RFOTC; and solar power facilities upgrades for RFOTC and various fire stations.
- Expenditures of approximately \$404K are primarily attributable to replacement of FS 24, RFOTC second emergency power generator, infrastructure security enhancements, FS 18 construction and upgrades, and replacement of FS 10.

Communications & Information Systems

Fund 124	YTD Actual	Budget	Percent
Revenue	176,996	222,110	79.7%
Expenditures	211,156	8,114,385	2.6%

- Revenues in this fund are attributable to interest earned through the second quarter.
- Appropriations of \$8.1 million include funding for: disaster recovery co-location facility, TheHive Cloud upgrade, enterprise audio video equipment upgrades, EMS enterprise system, Fleet Services fuel management tracking system, incident reporting application replacement, CRR automation/IFP replacement, data center fire suppression system upgrade, turnout gear maintenance software, 911 voice recording system, and public website content management system upgrade.
- Year to date expenditures of \$211K are attributable to incident reporting application replacement, RFOTC data center fire suppression system upgrade, CRR automation/IFP replacement, EMS enterprise system, and public website content management system upgrade.

Fire Apparatus

Fund 133	YTD Actual	Budget	Percent
Revenue	2,426,715	2,820,527	86.0%
Expenditures	14,331,493	25,573,461	56.0%

- The Fund 133 revenue budget includes vehicle replacement program payments from cash contract cities and interest earned through the second quarter.
- Appropriations of \$25.6 million include vehicle outfitting and the purchase of 4 trucks, 2 type III engines, 1 crew carrier, 2 paramedic squads, 5 full-size SUV/pickups, 1 swift water vehicle, 1 pickup utility truck, 2 grant funded vehicles, and 25 support units. Also included in this Fund is \$4.9M in debt service for the Helicopter Program.
- Expenditures through the second quarter of \$14.3 million are related to purchase of emergency vehicles, support vehicles, and miscellaneous outfitting expenses.

SUMMARY

For more information. This summary is based on detailed information from our financial system. If you would like more information or have any questions about the report, please contact Stuart Lam, Budget Manager at 714-573-6302, or Jim Slobojan, Treasurer at 714-573-6305.



Orange County Fire Authority
AGENDA STAFF REPORT

Executive Committee Meeting
February 26, 2026

Agenda Item No. 2C
Consent Calendar

Second Quarter Purchasing Report

Contact(s) for Further Information

Sara Kennedy, Assistant Chief
Business Services Department

sarakennedy@ocfa.org

714.573.6012

Summary

This routine agenda item is submitted to provide information regarding purchases made within management authority during the second quarter of FY 2025/26.

Prior Board/Committee Action

On June 24, 2021, the Board of Directors approved the content format contained herein for future quarterly purchasing reports.

On February 11, 2026, the Budget and Finance Committee reviewed the proposed agenda item and directed staff to place the item on the Executive Committee agenda by a vote of 7-0 (Director Lumbard absent).

RECOMMENDED ACTION(S)

Receive and file the report.

Impact to Cities/County

Not applicable.

Fiscal Impact

Not applicable.

Background

Purchasing Ordinance No. 009 (Ordinance) and the Roles/Responsibilities/Authorities Matrix (Matrix) provides the Chief Procurement Officer (Purchasing Manager) with authority to enter into various types of agreements at varying amounts. This authority includes the procurement of items previously approved by the Board of Directors as part of the annual adoption of the budget provided that the contract results from a competitive solicitation. Furthermore, as per Section 1-20 Small Purchases provision of the Ordinance, any contract for the purchase of supplies, equipment, maintenance, and services not exceeding \$50,000 may be made by the Chief Procurement Officer in accordance with the small purchase procedures authorized in the Ordinance. For public works projects, the statutory threshold is established by the CA Public Contract Code at \$75,000.

The Quarterly Purchasing Report provides a list of all purchase orders and blanket orders entered into under the Purchasing Manager authority during the period of October 1, 2025 through December 31, 2025.

Attachment(s)

Quarterly Purchasing Report – October 1, 2025 through December 31, 2025

Purchasing Report
2nd Quarter - FY 2025/26

- This report reflects all POs/BOs issued within management authority, including those that may have been cancelled or replaced by another PO or BO. These records will show as duplications in the report, but are in fact replacements.
- Management authority includes the procurement of items previously approved by the Board of Directors as part of the annual adoption of the budget provided that the contract results from a competitive solicitation.
- Amount column reflects the procurement value. Actual expenditures made against the contract may be lower.
- Vendor Name column display of "error" or the phrase "do not use" appears when a vendor has since changed their name or corporation status.
- PO/BO amounts of \$0 or \$.01 are often issued as place holders to record the terms and conditions of no-cost transactions, or may appear when the POs/BO balance is reduced to zero.
- POs starting with the letter "Q" are issued as part of the fiscal year end process to roll forward encumbrances issued in a prior fiscal year for projects still in progress.

PO Date	PO/BO Number	PO/BO Amount	Department	Vendor Name	Description	Formal Solicitation Number
10/1/2025	B02830	\$200,000	EMS & Training Department	HENRY SCHEIN INC.	EMS SUPPLIES	JA2678
10/1/2025	P0016634	\$7,097	Information Technology Division	CURVATURE LLC	IDF NETWORK SWITCHES & 8800 SERIES AUDIO KEM	
10/1/2025	B02832	\$200,000	EMS & Training Department	LIFE ASSIST, INC.	EMS SUPPLIES	JA2678
10/1/2025	P0016633	\$8,318	Information Technology Division	RAMCO RUGGED PORTABLES	CRADLEPOINT MODEM AND ANTENNAS	
10/2/2025	B02737-1	\$26,000	Information Technology Division	NEARMAP US, INC	GIS IMAGERY SUBSCRIPTION	
10/2/2025	P0016635	\$9,023	Information Technology Division	WILLIAMS & MAHER INC	RFOTC - HQ WIFI UPGRADE	RO2552
10/2/2025	B02853	\$150,000	Operations Department - North	FERGUSON US HOLDINGS, INC	VARIOUS APPLIANCES	KVI2740
10/2/2025	B02390-3	\$50,000	Operations Department - South	CAESAR'S APPLIANCE SERVICE, INC.	APPLIANCE REPAIR AND MAINTENANCE	RO2562
10/3/2025	B02849	\$20,000	Information Technology Division	RHINO LININGS OF ORANGE COUNTY	COATING - MISCELLANEOUS ITEMS	
10/3/2025	P0016636	\$36,264	Operations Department - South	AXNES INC	MOBILE BASE STATION SYSTEM AND HANDSET	
10/3/2025	P0016637	\$14,976	Logistics Department	HARBOR POINTE AIR CONDITIONING & CONTROL SYSTEMS INC	INSTALL NEW EXHAUST SYSTEM AT RFOTC	RO2356
10/6/2025	B02364-3	\$50,000	EMS & Training Department	FREEMOTION FITNESS	FITNESS EQUIPMENT	RO2568
10/6/2025	B02367-3	\$20,000	EMS & Training Department	LIFECORE FITNESS	FITNESS EQUIPMENT	RO2568
10/6/2025	B02852	\$100,000	Information Technology Division	RCN COMMUNICATIONS, LLC	CRADLEPOINT NETCLOUD 3-YEAR LICENSE SUPPORT AND RELATED EQUIPMENT	JJ2748
10/6/2025	P0016638	\$3,217	Logistics Department	WILLIAMS & MAHER INC	WORK STATION MODIFICATION B BUILDING - RFOTC	RO2552
10/6/2025	P0016639	\$6,636	Logistics Department	AUTOLIFT SERVICES	LIFT REPAIRS IN FLEET SERVICES	

10/6/2025	P0016640	\$700	EMS & Training Department	LN CURTIS & SONS	STEEL HOOKS FOR TRAINING SECTION	
10/7/2025	B01818-8	\$7,345	Information Technology Division	PLURALSIGHT	PLURASIGHT ONLINE TRAINING - ANNUAL TRAINING	
10/7/2025	P0016641	\$5,993	Operations Department - South	AMRON INTERNATIONAL INCORPORATED	MUSTANG SURVIVAL PERSONAL FLOTATION DEVICE	
10/7/2025	B02371-3	\$20,000	EMS & Training Department	COMBAT BRANDS, LLC	FITNESS EQUIPMENT	RO2568
10/7/2025	B02274-4	\$25,000	Logistics Department	SANTIAGO HILLS AUTO SPA INC	OCFA VEHICLE WASHING AND DETAILING SERVICES	
10/7/2025	B02751-1	\$36,000	Business Services Department	THE PITNEY BOWES BANK INC	U.S. POSTAGE BILLING ACCOUNT	
10/7/2025	B02854	\$10,000	Information Technology Division	GEMTECH LLC	POWDER COATING SERVICES - AS-NEEDED	
10/7/2025	P0016642	\$304,542	Logistics Department	SWAY COLLECTIVE	TRU SPEC FOUL WEATHER GEAR	JA2705
10/7/2025	P0016643	\$219,639	Logistics Department	C.I. SERVICES, INC.	ROOFING REPLACEMENT AT OCFA STATION 42	KV12741
10/8/2025	P0016645	\$2,729	Operations Department - South	ALL SAFE INDUSTRIES	CHEMICAL AGENTS DETECTION KITS	
10/8/2025	E00269-1	\$694,384	Information Technology Division	SOFTWAREONE INC.	MICROSOFT ENTERPRISE AGREEMENT	COOPERATIVE
10/8/2025	B02547-2	\$136,001	EMS & Training Department	TARGETSOLUTIONS LEARNING, LLC	ONLINE TRAINING AND RECORDS MANAGEMENT SYSTEM	COOPERATIVE
10/8/2025	P0016646	\$12,431	Operations Department - South	WEBCO HOLDINGS LLC	FULL BODY HARNESS FOR AIR OPS	
10/8/2025	B02549-2	\$80,000	Logistics Department	FAILSAFE TESTING- JUSTIN HILL	GROUND LADDER INSPECTION AND CERTIFICATION SERVICE	JA2629
10/8/2025	B02009-6	\$5,423	Information Technology Division	KAMBRIAN CORPORATION	ACTIVE ADMINISTRATION MAINTENANCE RENEWAL	
10/8/2025	P0016644	\$9,983	EMS & Training Department	ISIMULATE	ISIMULATE PRODUCT AND TRAINING FOR EMS INTERGRATION FOR NEW CARDIAC MONITOR COMPATIBILITY	
10/9/2025	B02856	\$50,000	Community Risk Reduction Department	PTI SAND & GRAVEL INC.	FILL SAND AND SANDBAGS	COOPERATIVE
10/9/2025	B02677-1	\$3,218	EMS & Training Department	WODIFY TECHNOLOGIES LLC	FITNESS-BASED APP SUBSCRIPTION	
10/9/2025	B02855	\$10,000	Logistics Department	ORANGE COUNTY POWDER COATING CO., INC.	POWDER COATING SERVICES - AS-NEEDED	
10/9/2025	B02857	\$3,000	Human Resources Department	PLEXUS GLOBAL	FEEES ASSOCIATED WITH MONTHLY LICENSE REPORT	
10/9/2025	P0016649	\$28,789	Logistics Department	GMAT	REAR APPARATUS DOOR REPLACEMENT - FS21	
10/9/2025	P0016647	\$13,206	Logistics Department	BIZAL HOFF INC.	RFOTC FENCE - INVESTIGATIONS PERSONNEL	

10/9/2025	P0016648	\$4,520	Human Resources Department	DONNOE & ASSOCIATES, INC.	WRITTEN EXAM FOR HAND CREW FIREFIGHTER	
10/14/2025	B02858	\$49,999	EMS & Training Department	BARNES & NOBLE EDUCATION INC	PARAMEDIC COURSE MATERIALS	
10/14/2025	P0016651	\$6,389	EMS & Training Department	HOME DEPOT	OSB FOR ACADEMY AND PFF TESTING	
10/15/2025	B01903-8	\$10,000	Executive Management	J&M TROPHIES, INC.	ENGRAVING SERVICES AND ACCESSORIES	
10/15/2025	B02754-1	\$50,000	Operations Department - South	SINATRA UNIFORMS INC	US&R FIREFIGHTER BDU PANTS & BRUSH COATS	JJ2704
10/15/2025	B02051-6	\$2,000	Operations Department - South	LABELMASTER	DANGEROUS GOOD INFORMATION SYSTEM (DGIS) ONLINE SUBSCRIPTION	
10/15/2025	P0016652	\$15,693	EMS & Training Department	DAN ENTERPRISES TEAM	ROPE RESCUE EQUIPMENT FOR TRAINING CACHE	
10/15/2025	P0016653	\$1,305	EMS & Training Department	ROCK EXOTICA LLC	ROPE RESCUE EQUIPMENT FOR TRAINING CACHE	
10/16/2025	B01901-8	\$49,999	Logistics Department	CITY OF SANTA ANA	AS-NEEDED MAINTENANCE AND REPAIR SERVICES FOR OCFA VEHICLES	COOPERATIVE
10/16/2025	B02360-3	\$10,000	Operations Department - South	KIRK BRAYSHAW	ACLS AND PALS TRAINING FOR MEDICAL SPECIALIST-US&R	
10/16/2025	B02515-2	\$175,000	Logistics Department	SELMAN CHEVROLET COMPANY	CHEVROLET VEHICLES: PARTS AND REPAIR SERVICES	JA2612
10/16/2025	P0016654	\$40,426	Logistics Department	PROPRIETARY ACCESS CONTROL ENTERPRISES, INC	UNDERGROUND EMERGENCY WIRE SERVICES - RFOTC	
10/17/2025	B01908-7	\$13,083	Information Technology Division	KAMBRIAN CORPORATION	PRINTER LOGIC MAINTENANCE AND PRO SUPPORT	
10/17/2025	P0016655	\$114,998	Operations Department - South	CAL-LINE EQUIPMENT INC.	BANDIT - INTIMADATOR 12XP TRACKED CHIPPER	COOPERATIVE
10/17/2025	P0016656	\$1,402	EMS & Training Department	HOME DEPOT	LUMBER FOR TRAINING PROP AT FS45	COOPERATIVE
10/20/2025	BB2462-2	\$200,000	Logistics Department	HARBOR DIESEL AND EQUIPMENT, INC.	DETROIT DIESEL ENGINES: PARTS AND REPAIR SERVICES	JA2601
10/20/2025	B02757-1	\$50,000	Logistics Department	THE JANKOVICH COMPANY, LLC	MOTOR OILS AND FLUIDS	LK2585A
10/21/2025	B02753-1	\$75,000	Business Services Department	HDL COREN & CONE	CONSULTANT SERVICES FOR PROPERTY TAX ANALYSIS	RO2693
10/21/2025	B02380-3	\$50,000	EMS & Training Department	COULTER VENTURES LLC	FITNESS EQUIPMENT	RO2568
10/21/2025	B02541-2	\$225,000	Logistics Department	LN CURTIS & SONS	FIRE AND RESCUE TOOLS/EQUIPMENT AS-NEEDED	JA2619
10/21/2025	B02408-3	\$35,000	Human Resources Department	CITADEL ENVIRONMENTAL SERVICES, INC.	INDUSTRIAL HYGIENE SUPPORT SERVICES	JA2559
10/21/2025	P0016657	\$239	Human Resources Department	APPERSON EDUCATION PRODUCTS, INC	SCANTRONS FOR EMPLOYMENT EXAMS	

10/22/2025	B02123-3	\$2,392	Information Technology Division	COMPUTER POWER SOLUTIONS, INC.	UPS MONITORING SYSTEM LICENSE FOR IT	
10/22/2025	P0016658	\$8,527	Logistics Department	REBEL OFF ROAD LLC	NEW CREW UTILITY OUTFITTING - UNIT 3691	
10/22/2025	P0016659	\$3,308	Executive Management	J&M TROPHIES, INC.	SHADOW BOX FOR RFOTC MAIN LOBBY	
10/23/2025	B02859	\$49,999	Logistics Department	TALLEY COMMUNICATIONS	COMMUNICATIONS EQUIPMENT ANTENNAS	
10/27/2025	P0016660	\$7,200	Logistics Department	KFT FIRE TRAINER, LLC	FIRE TRAINING PROP REPAIR - RFOTC	
10/28/2025	B01893-7	\$40,619	Information Technology Division	CDW GOVERNMENT	CROWDSTRIKE ANTI-VIRUS SOFTWARE	COOPERATIVE
10/28/2025	B02394-3	\$10,000	Information Technology Division	PRESIDIO HOLDINGS INC.	VOIP SUPPORT SERVICES	COOPERATIVE
10/29/2025	B02035-4	\$701	Information Technology Division	PDQ.COM CORPORATION	PDQ INVENTORY TRACKING SOFTWARE	
10/29/2025	B02525-2	\$100,000	Human Resources Department	RCS INVESTIGATIONS AND CONSULTING	AS-NEEDED COMPREHENSIVE PRE-EMPLOYMENT BACKGROUND INVESTIGATIVE SERVICES	JA2583
10/29/2025	B02068-6	\$49,999	Logistics Department	HARBOR DIESEL AND EQUIPMENT, INC.	CUMMINS MAINTENANCE, REPAIRS, AND PARTS	
10/29/2025	B02527-2	\$100,000	Human Resources Department	JENNIFER LYNN WREN	AS-NEEDED COMPREHENSIVE PRE-EMPLOYMENT BACKGROUND INVESTIGATIVE SERVICES	JA2583
10/30/2025	B02535-2	\$25,000	Logistics Department	SAFETY-KLEEN SYSTEMS INC	MOTOR OILS AND FLUIDS	LK2585A
10/30/2025	B02860	\$9,000	Business Services Department	FINANCIAL CREDIT NETWORK, INC.	COLLECTIONS SERVICES	RO2020
10/30/2025	B02410-3	\$30,000	Operations Department - South	FEDERAL EXPRESS CORPORATION	SMALL PACKAGE DELIVERY SERVICE	COOPERATIVE
10/30/2025	B02861	\$3,500	Human Resources Department	AMAZING ORGANIZATIONS INC	MASTERY LIBRARY TRAINING PROGRAM-SPILL PREVENTION	
11/3/2025	B02750-1	\$1,300	EMS & Training Department	CANVA US INC	SUBSCRIPTION FOR ACCESS ON CANVA	
11/3/2025	B01909-7	\$7,500	Human Resources Department	ACE INDUSTRIES, INC.	BRIDGE CRANE INSPECTIONS AT OCFA STATION # 41	
11/4/2025	B02727-1	\$10,000	Logistics Department	COMMERCIAL RESTAURANT SERVICE	OVEN RANGE REPAIR SERVICES	
11/4/2025	B01811-8	\$28,000	Information Technology Division	PULSEPOINT FOUNDATION	PULSEPOINT ANNUAL LICENSING MAINTENANCE/SUPPORT	
11/4/2025	P0016662	\$6,039	Logistics Department	BIZAL HOFF INC.	STORAGE CABINETRY FOR BREAKROOM	
11/5/2025	B02383-3	\$75,000	Operations Department - North	HARBOR POINTE AIR CONDITIONING & CONTROL SYSTEMS INC	AIR COMPRESSOR REPAIR AND MAINTENANCE	RO2563
11/5/2025	P0016664	\$8,924	Logistics Department	SIGNATURE FLOORING, INC.	BUILDING A FLOOR REPLACEMENT	

11/5/2025	P0016665	\$1,778	Operations Department - South	WORLDWIDE SALES MANAGEMENT CORPORATION	RINGERS RESCUE GLOVES	
11/5/2025	P0016666	\$2,127	Operations Department - South	SAFEWARE, INC.	PRINCETON TECH HEADLAMP	
11/5/2025	P0016667	\$57,995	Logistics Department	BIZAL HOFF INC.	CLERK OF THE AUTHORITY OFFICE BUILD OUT AT RFOTC	CA PCC STATUTORY THRESHOLD
11/5/2025	P0016668	\$33,491	Logistics Department	BIZAL HOFF INC.	COMMUNITY EDUCATION OFFICE BUILD OUT AT RFOTC	CA PCC STATUTORY THRESHOLD
11/10/2025	B02864	\$185,724	Logistics Department	DIAMOND STAR COMMERCIAL VEHICLES SOCIAL LLC	INTERNATIONAL TRUCKS: PARTS, MAINTENANCE AND REPAIR SERVICES	LK2675
11/10/2025	B02292-4	\$4,800	Business Services Department	PAPER DEPOT DOCUMENT DESTRUCTION, LLC	DOCUMENT AND ELECTRONIC MEDIA DESTRUCTION	
11/10/2025	B01786-8	\$7,500	Logistics Department	BISSELL COMMERCIAL	VACUUM CLEANERS AND PARTS	
11/11/2025	B02555-2	\$22,000	Information Technology Division	ACTIVE911, INC	ACTIVE ALERT SYSTEM - PERSONNEL ALERTING	SK2526
11/13/2025	P0016669	\$42	Business Services Department	TEK TIME SYSTEMS, INC.	TIMESTAMP MACHINE - RAPIDPRINT REPLACEMENT RIBBON	
11/13/2025	P0016670	\$3,589	Logistics Department	DIAMOND GLASS	NEW SHOWER GLASS INSTALLATION AT FS53	
11/14/2025	B02865	\$49,829	Information Technology Division	MICROSOFT CORPORATION	IT SUPPORT FOR ON PREMISE AND CLOUD ENVIRONMENT	
11/17/2025	P0016672	\$8,250	Information Technology Division	CDW GOVERNMENT	WIRELESS AP'S FOR FS70, FS12 AND FS31 TEMP	COOPERATIVE
11/17/2025	P0016671	\$7,302	Logistics Department	JAHNKE & SONS CONSTRUCTION, INC	REPLACEMENT PANELS FOR TRAINING TOWER BURN ROOMS	
11/18/2025	P0016673	\$7,650	Community Risk Reduction Department	FTS FOREST TECHNOLOGY SYSTEMS LTD	INSTALLATION OF REMOTE AUTOMATED WEATHER STATION (RAWS)	
11/19/2025	B02272-4	\$10,000	Logistics Department	PAINTING & DECOR INC.	AS-NEEDED MAINTENANCE/REPAIR AT OCFA FACILITIES	
11/19/2025	B02273-5	\$10,000	Logistics Department	SIGNATURE PAINTING, INC.	MAINTENANCE/REPAIR OF PATCH WORK AND PAINTING AT OCFA FACILITIES	
11/19/2025	B02866	\$30,000	Executive Management	ALL AMERICAN LEADERSHIP	FIRE LEADERSHIP ACADEMY TRAINING	
11/19/2025	P0016674	\$10,370	Information Technology Division	PRESIDIO HOLDINGS INC.	SERVICE CENTER WIRELESS PHONES	COOPERATIVE
11/19/2025	P0016675	\$26,500	Logistics Department	RRM DESIGN GROUP	FS2 MODERNIZATION AND CONCEPTUAL STUDY	RO2584
11/20/2025	B02752-1	\$230,000	Logistics Department	GRAINGER	SERVICE CENTER INVENTORY- MISC. TOOLS AND SUPPLIES	COOPERATIVE
11/24/2025	B02508-3	\$6,520	Community Risk Reduction Department	NATIONAL FIRE PROTECTION ASSOC	NFPA LINK ENTERPRISE SUBSCRIPTION	
11/25/2025	B02534-2	\$20,000	Logistics Department	AAA OIL, INC.	MOTOR OILS AND FLUIDS	LK2585A

11/25/2025	B02284-4	\$15,000	Human Resources Department	RIVELLE CONSULTING SERVICES	ACTUARIAL VALUATION SERVICES FOR WORKERS COMP	JA2503
11/25/2025	P0016676	\$1,179	Logistics Department	SIGNATURE FLOORING, INC.	FLOORING INSTALL AT FS59	
11/26/2025	P0016677	\$49,400	Operations Department - South	BELL HELICOPTER TEXTRON INC	BELL 412EP GROUND AND FLIGHT REFRESHER TRAINING	
11/26/2025	B02409-3	\$20,000	Logistics Department	UNITED PARCEL SERVICE	SMALL PACKAGE DELIVERY SERVICE	COOPERATIVE
12/1/2025	B02557-2	\$0	Information Technology Division	UPLINX SLU	SOFTWARE UTILITY REMOTE CONTROL TOOL SUBSCRIPTION	
12/1/2025	P0016678	\$47,124	Logistics Department	HARBOR POINTE AIR CONDITIONING & CONTROL SYSTEMS INC	BOILER REPLACEMENT BUILDING A - RFOTC	
12/1/2025	P0016679	\$30,750	Logistics Department	LEWIS / SCHOEPLEIN ARCHITECTS	ARCHITECTURAL DESIGN SERVICES FS45	RO2584
12/2/2025	B02701-1	\$100,000	Logistics Department	CAL-STATE AUTO PARTS INC.	AC DELCO AND MOTORCRAFT PARTS	LK2676
12/2/2025	B01920-7	\$40,000	Information Technology Division	GRAYBAR INC	TELECOMMUNICATION EQUIPMENT, SUPPLIES, AND TOOLS	COOPERATIVE
12/2/2025	B01766-9	\$5,554	Business Services Department	SYM PRO INC	SYMPRO TREASURY SOFTWARE ANNUAL MAINTENANCE	
12/2/2025	B02766-1	\$84,802	Human Resources Department	CARAHSOFT TECHNOLOGY CORPORATION	ONLINE PERFORMANCE EVALUATION/RECRUITING SOFTWARE	COOPERATIVE
12/2/2025	B02103-6	\$5,000	EMS & Training Department	VEOLIA ES TECHNICAL SOLUTIONS LLC	BIOHAZARD WASTE DISPOSAL SERVICES	
12/3/2025	B02558-2	\$2,319	Information Technology Division	KAMBRIAN CORPORATION	ANNUAL MAINTENANCE ON SQL MONITORING TOOLS	
12/3/2025	B02758-1	\$11,751	Information Technology Division	CDW GOVERNMENT	INVENTORY MANAGEMENT SOFTWARE MAINTENANCE AND SUPPORT	COOPERATIVE
12/3/2025	B02867	\$40,000	Logistics Department	ALLSTAR FIRE EQUIPMENT	RUBBER STRUCTURE BOOTS	
12/3/2025	P0016680	\$49,120	Logistics Department	PIVOTAL COMMERCIAL FLOORING INC	FLOORING REPLACEMENT FIRE STATION 40	
12/3/2025	P0016681	\$1,949	Information Technology Division	WILLIAMS & MAHER INC	ELECTRICAL SERVICES - STATION 70	RO2552
12/3/2025	P0016682	\$9,742	Information Technology Division	WILLIAMS & MAHER INC	ELECTRICAL SERVICES - RFOTC SERVICE CENTER	RO2552
12/4/2025	B02518-2	\$80,000	Logistics Department	MASTERCORP COMMERCIAL SERVICES LLC	CARPET, RECLINERS, AND CHAIRS CLEANING SERVICES	LK2589A
12/4/2025	B02724-1	\$50,000	Logistics Department	LEHR UPFITTERS OPCO LLC	EMERGENCY VEHICLE LIGHTING EQUIPMENT/ACCESSORIES	JJ2672
12/8/2025	B02113-5	\$5,000	Information Technology Division	NI GOVERNMENT SERVICES INC	SATELLITE RADIO AND TELEPHONE SERVICES FOR IT	
12/8/2025	B02744-1	\$10,000	Logistics Department	COATS PRODUCTS INC.	AUTOMOTIVE CLEANING PRODUCTS	

12/8/2025	P0016683	\$12,772	Logistics Department	HARBOR POINTE AIR CONDITIONING & CONTROL SYSTEMS INC	INSTALL NEW MINI SPLIT AT FS75	RO2356
12/8/2025	P0016684	\$14,766	Logistics Department	HARBOR POINTE AIR CONDITIONING & CONTROL SYSTEMS INC	INSTALL NEW COMPRESSOR AT FS71	RO2356
12/9/2025	B01902-6	\$7,185	Executive Management	NAVEX GLOBAL	FRAUD HOTLINE SERVICES	
12/9/2025	P0016686	\$3,416	Operations Department - South	ALAN'S LAWN AND GARDEN CENTER INC.	CHAINSAWS AND ACCESSORIES	
12/9/2025	P0016687	\$1,595	Human Resources Department	CPS HR CONSULTING	WRITTEN EXAM RENTAL FOR FIRE PREVENTION TRAINEE	
12/10/2025	B02868	\$50,000	Logistics Department	SWIFT GROUP LLC	PARTS AND SUPPLIES PREVENTATIVE MAINTENANCE AND REPAIRS ON EXTRICATION TOOLS	COOPERATIVE
12/10/2025	P0016688	\$26,797	Logistics Department	BIZAL HOFF INC.	INSTALLATION OF REGIONAL ASSEST SUPPORT STUCTURE AT FS32	
12/10/2025	P0016689	\$106,491	Logistics Department	ALAN'S LAWN AND GARDEN CENTER INC.	STRUCTURE FIREFIGHTING CHAINSAWS	RO2747
12/10/2025	P0016690	\$49,750	Logistics Department	LYBHOME, INC	INTERIOR AND EXTERIOR PAINTING AT FS40	
12/11/2025	P0016691	\$39,638	Logistics Department	PROFESSIONAL DIVERSIFIED FLOORING	WEST WING EXECUTIVE OFFICE FLOORING REPLACEMENT AT RFOTC	
12/11/2025	P0016692	\$13,280	Logistics Department	HARBOR POINTE AIR CONDITIONING & CONTROL SYSTEMS INC	INSTALL NEW HVAC UNIT AT FS23	RO2356
12/11/2025	P0016693	\$587	Operations Department - South	BRIGHTVIEW LANDSCAPE SERVICES, INC.	TREE REMOVAL AT FS54	RO2552
12/11/2025	P016117	\$11,035	Logistics Department	LEWIS / SCHOEPLEIN ARCHITECTS	ARCHITECTUAL DESIGN SERVICES - FIRE STATION 45	
12/12/2025	B02190-5	\$15,000	Operations Department - South	CITY OF FULLERTON	JET FUEL FLOWAGE FEES AT FULLERTON AIRPORT	
12/15/2025	B02560-2	\$25,000	Logistics Department	NIKKIS FLAG SHOP	FLAGS	LK2640A
12/15/2025	P0016695	\$1,736	Operations Department - South	PILOT INSTITUE LLC	DRONE OPERATOR TRAINING FOR FLIGHT SCHOOL	
12/15/2025	B01922-7	\$29,386	Information Technology Division	ASSETWORKS, INC.	FLEET FOCUS ANNUAL SOFTWARE MAINTENANCE & SUPPORT RENEWAL	COOPERATIVE
12/15/2025	B02403-3	\$5,000	Information Technology Division	CARAHSOFT TECHNOLOGY CORPORATION	DOCUSIGN ENTERPRISE SOFTWARE LICENSES AND SUPPORT	COOPERATIVE
12/15/2025	P0016697	\$30,050	Operations Department - South	PACIFIC PLUMBING COMPANY	BACKFLOW DEVICE REPLACEMENT FS57	
12/16/2025	P0016698	\$34,484	Logistics Department	J T LEWIS INC	APPARATUS BAY DOOR REPLACEMENT FS5	
12/16/2025	P0016699	\$1,063	EMS & Training Department	HOME DEPOT	OSB FOR VENTILATION TRAILER	
12/16/2025	P0016700	\$744	Operations Department - South	PILOT INSTITUE LLC	DRONE OPERATOR TRAINING	

12/17/2025	B02430-3	\$10,000	Human Resources Department	WEX HEALTH INC	COBRA, FSA DEPENDENT CARE AND HEALTH ADMINISTRATION SERVICES	
12/17/2025	P0016702	\$880	Operations Department - South	K9 TACTICAL GEAR INC	K9 DEPLOYMENT EQUIPMENT	
12/17/2025	P0016701	\$16,000	Logistics Department	TRACY MILLER CONSULTING INC	COMMUNICATIONS INSTRUCTION SERVICES	
12/18/2025	B02512-3	\$125,000	Logistics Department	HOME DEPOT	BUILDING SUPPLIES	COOPERATIVE
12/18/2025	P0016703	\$4,804	Operations Department - South	SAVAGE UTV LLC	STARLINK MINI STORAGE CASES	
12/22/2025	P0016704	\$8,998	EMS & Training Department	ELITE COMMAND TRAINING	UASI FEMA L-960 INSTRUCTION SERVICES	
12/22/2025	P0016706	\$6,976	Information Technology Division	WESTNET	MAINTENANCE / REPAIR - WESTNET FS26	COOPERATIVE
12/22/2025	P0016707	\$6,655	Logistics Department	MONOGRAM MAGIC	INCIDENT MANAGEMENT TEAM SHIRTS	
12/22/2025	P0016708	\$5,975	Operations Department - South	POWERMOON ENTERPRISES LTD	BALLON LIGHT SYSTEM	
12/22/2025	P0016709	\$3,846	EMS & Training Department	HOME DEPOT	LUMBER FOR TAG TRAINING - RFOTC	COOPERATIVE
12/22/2025	P0016710	\$3,699	EMS & Training Department	GRAINGER	DRUMS FOR LIVE FIRE TRAINING	COOPERATIVE
12/22/2025	P0016711	\$2,975	Operations Department - South	AIR COMM SYSTEMS INC	REPAIR OF RADIO	
12/23/2025	B01959-4	\$3,600	EMS & Training Department	PROPROFS	QUIZMAKER SOFTWARE FOR TRAINING SECTION	
12/29/2025	B02032-5	\$49,999	Human Resources Department	ATKINSON, ANDELSON, LOYA, RUUD & ROMO	AS-NEEDED INDEPENDENT INTERNAL AFFAIRS INVESTIGATIVE SERVICES	
12/29/2025	B01952-7	\$9,500	Information Technology Division	GOVERNMENT REVENUE SOLUTIONS HOLDINGS LLC	BANNER DATABASE ADMINISTRATION SUPPORT AND SYSTEM UPGRADE SYSTEMS	
12/29/2025	P0016714	\$2,363	Operations Department - North	BOYCE INDUSTRIES	PRESSURE WASHER FOR STATION 23	
12/29/2025	P0016715	\$2,578	Operations Department - South	MCKESSON MEDICAL-SURGICAL	EMS SUPPLIES	
12/30/2025	B02653-2	\$49,999	Logistics Department	THE MACHADO ENVIRONMENTAL CORPORATION	DUCT CLEANING SERVICES	
12/30/2025	B02785-1	\$12,143	Logistics Department	THE IRVINE COMPANY (550)	TEMPORARY STORAGE AREA LICENSE AGREEMENT FOR STORAGE OF SCBA EQUIPMENT	
12/30/2025	B02107-5	\$2,500	Operations Department - South	CAMP SYSTEMS INTERNATIONAL INC.	ANNUAL SUBSCRIPTION FOR ENGINE HEALTH MONITORING FOR AIR OPS PROGRAM	
12/30/2025	B02811-1	\$16,980	Operations Department - South	GALLS LLC	PELICAN CASES	JJ2707
12/30/2025	B02652-2	\$49,999	Logistics Department	WESTERN INDOOR ENVIRONMENTAL SERVICES	DUCT CLEANING SERVICES	

12/31/2025	B02774-1	\$114,950	Information Technology Division	SAITECH INC.	OMNISSA WORKSPACE ONE MOBILE ESSENTIALS	JJ2725
12/31/2025	B02762-1	\$45,000	Command & Emergency Planning Div	GOVWORX, INC	DISPATCH MONITORING AND EVAL SOFTWARE	
12/31/2025	B02034-6	\$5,200	Operations Department - South	EVOQUA WATER TECHNOLOGIES	DEIONIZED WATER SYSTEM RENTAL AND MAINTENANCE - HAZMAT FOR FS20 & FS79	
12/31/2025	B01823-8	\$34,000	Human Resources Department	HEALTHEDGE INC	RESERVE FIREFIGHTER BENEFITS PROGRAM THIRD PARTY ADMINISTRATION	



Orange County Fire Authority
AGENDA STAFF REPORT

Executive Committee Meeting
February 26, 2026

Agenda Item No. 2D
Consent Calendar

Monthly Investment Reports

Contact(s) for Further Information

Sara Kennedy, Assistant Chief
Business Services Department sarakennedy@ocfa.org 714.573.6641

James Slobojan, Treasurer
Treasury & Financial Planning jameslobojan@ocfa.org 714.573.6305

Traci Lee, Assistant Treasurer
Treasury & Financial Planning tracilee@ocfa.org 714.573.6313

Summary

This agenda item is a routine transmittal of the monthly investment reports submitted to the Committee in compliance with the investment policy of the Orange County Fire Authority and with Government Code Section 53646.

Prior Board/Committee Action

On February 11, 2026, the Budget and Finance Committee reviewed the proposed agenda item and directed staff to place the item on the Executive Committee agenda by a vote of 7-0 (Director Lombard absent).

RECOMMENDED ACTION(S)

Receive and file the reports.

Impact to Cities/County

Not applicable.

Fiscal Impact

Not applicable.

Background

Attached is the final monthly investment report for the month ended December 31, 2025. A preliminary investment report as of January 16, 2026 is also provided as the most complete report that was available at the time this agenda item was prepared.

Attachment(s)

Final Investment Report – December 2025/Preliminary Report – January 2026

Orange County Fire Authority Monthly Investment Report



Final Report – December 2025

Preliminary Report – January 2026



Monthly Investment Report Table of Contents

<i>Final Investment Report – December 31, 2025.....</i>	<i>1</i>
<i>Executive Summary.....</i>	<i>2</i>
<i>Portfolio Statistics.....</i>	<i>3</i>
<i>Benchmark Comparison.....</i>	<i>4</i>
<i>Portfolio Size, Yield, & Duration.....</i>	<i>4</i>
<i>Portfolio Summary.....</i>	<i>5</i>
<i>Portfolio Details.....</i>	<i>6</i>
<i>Aging Report.....</i>	<i>9</i>
<i>Notes to Portfolio Management Report.....</i>	<i>10</i>
<i>Local Agency Investment Fund.....</i>	<i>11</i>
<i>Preliminary Investment Report – January 16, 2026.....</i>	<i>13</i>
<i>Portfolio Summary.....</i>	<i>14</i>
<i>Portfolio Details.....</i>	<i>15</i>
<i>Aging Report.....</i>	<i>18</i>
<i>Notes to Portfolio Management Report.....</i>	<i>19</i>
<i>Glossary.....</i>	<i>20</i>



Orange County Fire Authority

Final Investment Report

December 31, 2025



EXECUTIVE SUMMARY

Portfolio Activity & Earnings

During the month of December 2025, the size of the portfolio increased by \$96.8 million to approximately \$364.9 million. Receipts for the month totaled approximately \$149.6 million, including property tax apportionment payments of \$128.1 million, cash contract payments of approximately \$17.2 million, and various grant reimbursement payments and charges for current services of approximately \$4.3 million. Total December cash outflows amounted to approximately \$52.4 million. Significant disbursements for the month included two biweekly payrolls and related benefits totaling approximately \$41.5 million. The portfolio's balance is expected to decrease in January as expenses are projected to exceed revenue.

In December, the portfolio's yield to maturity (365-day equivalent) decreased by 7 basis points to 3.83%. The effective rate of return decreased by 5 basis points to 3.85%, while the average maturity of the portfolio increased to 323 days. Interest earnings for the portfolio totaled \$1,023,662.27 for December 2025, bringing fiscal year-to-date earnings to \$5,605,981.23. This represents an increase of \$545,922.52 compared to the fiscal year-to-date total as of December 31, 2024.

Economic News

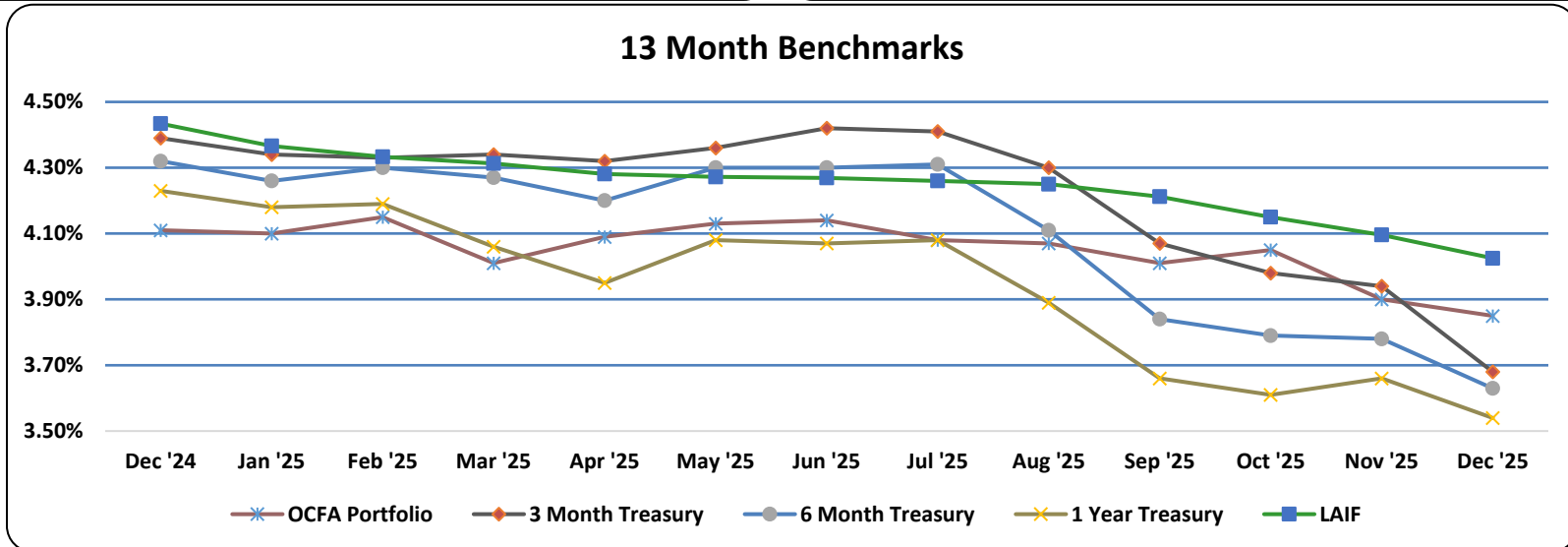
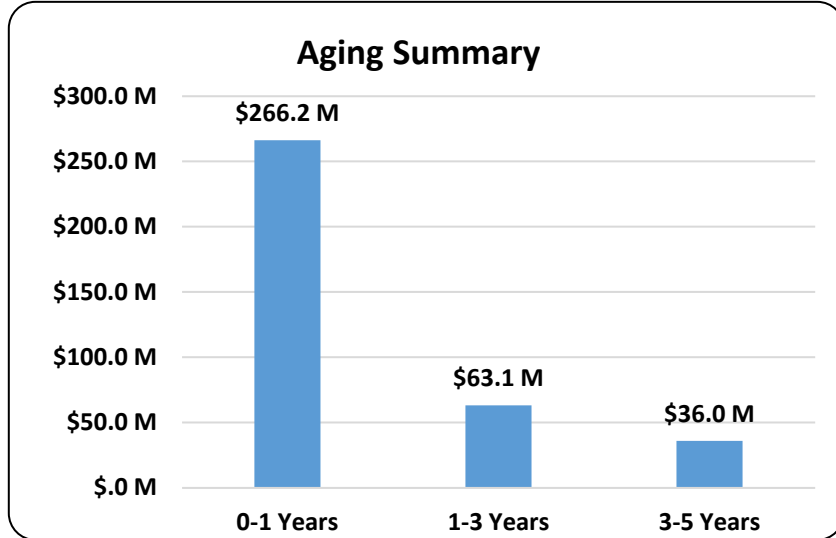
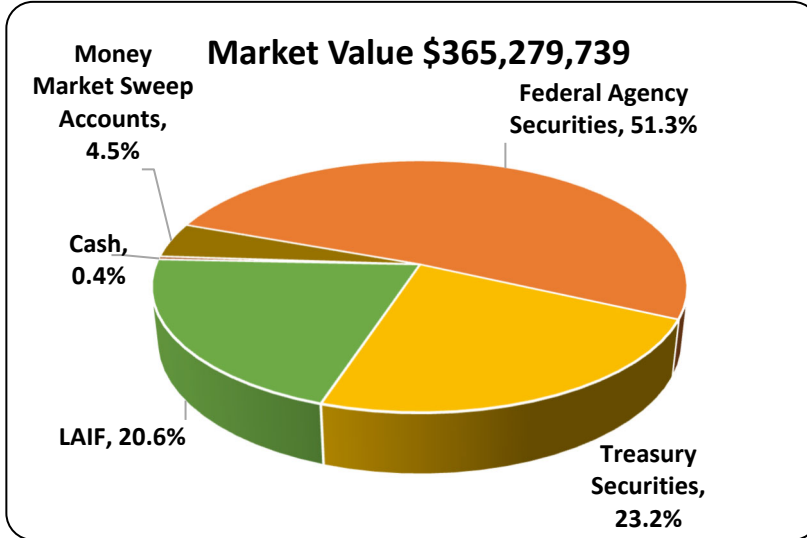
In December 2025, the U.S. added 50,000 nonfarm payroll jobs, while the unemployment rate slightly declined to 4.4%. Job growth was strongest in food services, health care, and social assistance while retail trade lost jobs. U.S. consumer confidence declined by 3.8 points in December to 92.9 (November was revised up to include data collected after the conclusion of the federal government shutdown), as the Present Situation Index declined and the Expectations Index held steady. Retail sales increased by 0.6% in November, seasonally adjusted month over month, and 3.3% year over year. This compares to October's 0.6% increase month over month and 4.89% year over year.

In December 2025, the Consumer Price Index (CPI) increased by 0.3% on a seasonally adjusted basis in December, bringing the annual inflation rate to 2.7%. The largest factor in the increase was a 0.4% increase in the index for shelter, followed by a 0.7% increase in the food index. Decreases occurred in the indexes for communication, used cars and trucks, and household furnishings.

The Federal Reserve met on December 10, 2025, where it lowered its key interest rate by 25 basis points to 3.50%–3.75%, this represents the third consecutive rate reduction this year. The Committee is strongly committed to supporting maximum employment and returning inflation to its 2 percent objective. The next meeting is scheduled for January 28, 2026.



OCFA'S PORTFOLIO HAS AMPLE LIQUIDITY AND IS TRACKING ITS LAIF BENCHMARK AS OF DECEMBER 31, 2025





BENCHMARK COMPARISON AS OF DECEMBER 31, 2025

<i>3 Month T-Bill:</i> 3.68%	<i>1 Year T-Bill:</i> 3.54%
<i>6 Month T-Bill:</i> 3.63%	<i>LAIF:</i> 4.03%
<i>OCFA Portfolio:</i> 3.85%	

PORTFOLIO SIZE, YIELD, & DURATION

	<u><i>Current Month</i></u>	<u><i>Prior Month</i></u>	<u><i>Prior Year</i></u>
<i>Book Value</i>	\$364,856,179	\$268,062,367	\$305,605,477
<i>Yield to Maturity (365 day)</i>	3.83%	3.90%	4.24%
<i>Effective Rate of Return</i>	3.85%	3.90%	4.11%
<i>Days to Maturity</i>	323*	284	81

*See Note 5 on page 10



ORANGE COUNTY FIRE AUTHORITY
Portfolio Management
Portfolio Summary
December 31, 2025

Orange County Fire Authority
 1 Fire Authority Road
 Irvine, CA 92602
 (714)573-6301

Page 5

Investments	Par Value	(See Note 1 on page 10)	(See Note 2 on page 10)	% of Portfolio	Term	(See Note 5 on page 10)	YTM 360 Equiv.	YTM 365 Equiv.
		Market Value	Book Value			Days to Maturity		
Federal Agency Coupon Securities	103,000,000.00	102,858,890.00	102,978,830.63	28.32	1,279	950	3.681	3.732
Federal Agency Disc. -Amortizing	85,000,000.00	84,368,480.00	84,366,888.61	23.20	118	75	3.749	3.801
Treasury Coupon Securities	11,000,000.00	11,110,680.00	10,989,550.17	3.02	1,283	1,008	3.936	3.991
Treasury Discounts -Amortizing	74,000,000.00	73,801,560.00	73,784,479.00	20.29	71	28	3.756	3.808
Local Agency Investment Funds	74,999,115.16	75,162,724.45	74,999,115.16	20.62	1	1	3.970	4.025
Money Mkt Mutual Funds/Sweep	16,528,842.80	16,528,842.80	16,528,842.80	4.55	1	1	3.600	3.650
	364,527,957.96	363,831,177.25	363,647,706.37	100.00%	443	323	3.775	3.828
Investments								
Cash and Accrued Interest								
Passbook/Checking (not included in yield calculations)	1,448,562.13	1,448,562.13	1,448,562.13		1	1	0.000	0.000
Accrued Interest at Purchase		8,111.11	8,111.11					
Subtotal		1,456,673.24	1,456,673.24					
Total Cash and Investments	365,976,520.09	365,287,850.49	365,104,379.61		443	323	3.775	3.828

Total Earnings	December 31 Month Ending	Fiscal Year To Date
Current Year	1,023,662.27	5,605,981.23
Average Daily Balance	313,100,864.81	275,193,494.66
Effective Rate of Return	3.85%	4.04%

"I certify that this investment report accurately reflects all pooled investments and is in compliance with the investment policy adopted by the Board of Directors to be effective on January 1, 2025. A copy of this policy is available from the Clerk of the Authority. Sufficient investment liquidity and anticipated revenues are available to meet budgeted expenditure requirements for the next thirty days and the next six months."

1-27-2026

James Slobojan, Treasurer

Cash and Investments with GASB 31 Adjustment:

Book Value of Cash & Investments before GASB 31 (Above)	\$ 365,104,379.61
GASB 31 Adjustment to Books (See Note 3 on page 10)	\$ (248,200.41)
Total	\$ 364,856,179.20

ORANGE COUNTY FIRE AUTHORITY
Portfolio Management
Portfolio Details - Investments
December 31, 2025

(See Note 5 on page 10)

CUSIP	Investment #	Issuer	Average Balance	Purchase Date	Par Value	(See Note 1 on page 10)	(See Note 2 on page 10)	Stated Rate	YTM	Days to Maturity	Maturity Date
						Market Value	Book Value				
Federal Agency Coupon Securities											
			Call Type/Date								
3133ERVU2	1145	Federal Farm Credit Bank	Non-Callable	10/02/2024	3,000,000.00	2,998,050.00	2,998,622.42	3.500	3.564	274	10/02/2026
3133ERN31	1169	Federal Farm Credit Bank	(Cont., 12/23/26)	12/23/2024	4,000,000.00	4,019,560.00	3,995,596.15	4.340	4.400	721	12/23/2027
3133ER2J9	1181	Federal Farm Credit Bank	(Cont., 2/3/27)	02/03/2025	3,000,000.00	3,006,960.00	3,000,000.00	4.350	4.350	763	02/03/2028
3133ETJG3	1206	Federal Farm Credit Bank	(Cont., 6/2/26)	06/02/2025	3,000,000.00	3,006,510.00	3,000,000.00	4.400	4.400	883	06/02/2028
3133ETXX0	1217	Federal Farm Credit Bank	(Cont., 3/18/26)	09/18/2025	5,000,000.00	4,985,950.00	5,000,000.00	4.170	4.170	1,537	03/18/2030
3133ETS81	1228	Federal Farm Credit Bank	Non-Callable	11/17/2025	8,000,000.00	7,999,680.00	7,984,612.06	3.500	3.608	678	11/10/2027
3133ET3X3	1239	Federal Farm Credit Bank	(Cont., 6/12/26)	12/12/2025	5,000,000.00	4,982,750.00	5,000,000.00	4.260	4.260	1,806	12/12/2030
3133ET4L8	1248	Federal Farm Credit Bank	(Cont., 12/22/27)	12/22/2025	3,000,000.00	2,996,700.00	3,000,000.00	3.620	3.620	1,086	12/22/2028
3134HBGL9	1188	Fed Home Loan Mtg Corp	(Called, 1/7/26)	04/07/2025	5,000,000.00	5,000,450.00	5,000,000.00	4.300	4.302	736	01/07/2028
3134HBZS3	1209	Fed Home Loan Mtg Corp	(Annually, 7/21/26)	07/21/2025	2,000,000.00	2,007,320.00	2,000,000.00	4.200	4.200	932	07/21/2028
3134HB6K2	1235	Fed Home Loan Mtg Corp	(Monthly, 2/13/26)	11/14/2025	5,000,000.00	4,999,750.00	5,000,000.00	4.150	4.150	1,047	11/13/2028
3134HCKL2	1241	Fed Home Loan Mtg Corp	(Quarterly, 6/23/26)	12/23/2025	5,000,000.00	4,981,550.00	5,000,000.00	4.170	4.170	1,817	12/23/2030
3134HCGE3	1249	Fed Home Loan Mtg Corp	(1x, 12/11/26)	12/19/2025	3,000,000.00	2,995,470.00	3,000,000.00	4.000	3.999	1,805	12/11/2030
3136GAD22	1182	Fed Natl Mortg Assoc	(1x, 3/4/27)	03/12/2025	2,000,000.00	2,009,260.00	2,000,000.00	4.300	4.300	1,523	03/04/2030
3130AM6P2	1034	Fed Home Loan Bank	(Quarterly, 1/29/26)	04/29/2021	12,000,000.00	11,894,520.00	12,000,000.00	1.000	1.000	118	04/29/2026
3130B4GP0	1170	Fed Home Loan Bank	(1x, 1/08/26)	01/13/2025	3,000,000.00	2,999,850.00	3,000,000.00	4.375	4.375	372	01/08/2027
3130B5LN6	1183	Fed Home Loan Bank	(Annually, 3/24/26)	03/24/2025	2,000,000.00	2,002,660.00	2,000,000.00	4.300	4.300	813	03/24/2028
3130B5X45	1190	Fed Home Loan Bank	(Cont., 4/24/26)	04/24/2025	3,000,000.00	3,002,820.00	3,000,000.00	4.450	4.450	1,209	04/24/2029
3130B64M5	1201	Fed Home Loan Bank	(1x, 1/30/26)	04/30/2025	7,000,000.00	6,991,530.00	7,000,000.00	4.100	4.100	484	04/30/2027
3130B7E59	1214	Fed Home Loan Bank	(Annually, 2/4/26)	08/07/2025	5,000,000.00	5,000,000.00	5,000,000.00	4.200	4.200	946	08/04/2028
3130B7ZM9	1225	Fed Home Loan Bank	(Quarterly, 7/7/26)	10/07/2025	5,000,000.00	5,005,000.00	5,000,000.00	3.750	3.750	644	10/07/2027
3130B8WD0	1240	Fed Home Loan Bank	(Cont., 12/17/27)	12/17/2025	5,000,000.00	4,989,100.00	5,000,000.00	3.850	3.850	1,446	12/17/2029
3130B8XM9	1242	Fed Home Loan Bank	(Monthly, 12/27/26)	12/30/2025	5,000,000.00	4,983,450.00	5,000,000.00	4.215	4.215	1,821	12/27/2030
Subtotal and Average			88,267,998.70		103,000,000.00	102,858,890.00	102,978,830.63		3.732	950	
Federal Agency Disc. -Amortizing											
313385RP3	1207	Fed Home Loan Bank		05/29/2025	5,000,000.00	4,995,600.00	4,995,466.67	4.080	4.287	8	01/09/2026
313385RU2	1224	Fed Home Loan Bank		09/30/2025	6,000,000.00	5,991,840.00	5,991,712.50	3.825	3.976	13	01/14/2026
313385RP3	1226	Fed Home Loan Bank		10/21/2025	8,000,000.00	7,992,960.00	7,993,191.11	3.830	3.971	8	01/09/2026
313385VR4	1234	Fed Home Loan Bank		11/14/2025	12,000,000.00	11,873,760.00	11,868,913.33	3.710	3.875	106	04/17/2026
313385TX4	1238	Fed Home Loan Bank		11/28/2025	8,000,000.00	7,949,120.00	7,947,377.78	3.700	3.842	64	03/06/2026
313385WV4	1243	Fed Home Loan Bank		12/18/2025	8,000,000.00	7,895,040.00	7,895,777.78	3.500	3.650	134	05/15/2026
313397TG6	1244	Fed Home Loan Bank		12/18/2025	10,000,000.00	9,951,000.00	9,951,544.44	3.560	3.682	49	02/19/2026
313397VF5	1245	Fed Home Loan Bank		12/18/2025	14,000,000.00	13,866,440.00	13,868,213.33	3.530	3.668	96	04/07/2026
313397VR9	1246	Fed Home Loan Bank		12/18/2025	14,000,000.00	13,852,720.00	13,854,691.67	3.525	3.666	106	04/17/2026

ORANGE COUNTY FIRE AUTHORITY
Portfolio Management
Portfolio Details - Investments
December 31, 2025

CUSIP	Investment #	Issuer	Average Balance	Purchase Date	Par Value	Market Value	Book Value	Stated Rate	YTM 365	Days to Maturity	Maturity Date
Subtotal and Average			59,301,811.65		85,000,000.00	84,368,480.00	84,366,888.61		3.801	75	
Treasury Coupon Securities											
91282CMF5	1179	Treasury Note		01/30/2025	3,000,000.00	3,044,190.00	2,998,385.42	4.250	4.278	744	01/15/2028
91282CJW2	1199	Treasury Note		04/23/2025	3,000,000.00	3,038,190.00	3,009,568.75	4.000	3.886	1,126	01/31/2029
91282CJR3	1200	Treasury Note		04/23/2025	5,000,000.00	5,028,300.00	4,981,596.00	3.750	3.882	1,095	12/31/2028
Subtotal and Average			10,989,392.98		11,000,000.00	11,110,680.00	10,989,550.17		3.991	1,008	
Treasury Discounts -Amortizing											
912797RJ8	1212	US Treasury Bill		07/30/2025	5,000,000.00	4,993,600.00	4,992,027.78	4.100	4.297	14	01/15/2026
912797RJ8	1213	US Treasury Bill		07/31/2025	3,000,000.00	2,996,160.00	2,995,193.33	4.120	4.318	14	01/15/2026
912797QD2	1227	US Treasury Bill		10/29/2025	6,000,000.00	5,938,920.00	5,936,825.00	3.610	3.775	105	04/16/2026
912797RL3	1230	US Treasury Bill		11/14/2025	8,000,000.00	7,973,280.00	7,970,615.56	3.778	3.918	35	02/05/2026
912797PM3	1231	US Treasury Bill		11/14/2025	8,000,000.00	7,962,000.00	7,959,297.33	3.738	3.881	49	02/19/2026
912797RV1	1237	US Treasury Bill		11/26/2025	8,000,000.00	7,951,280.00	7,948,270.00	3.695	3.837	63	03/05/2026
912797SE8	1247	US Treasury Bill		12/18/2025	36,000,000.00	35,986,320.00	35,982,250.00	3.550	3.656	5	01/06/2026
Subtotal and Average			57,850,855.23		74,000,000.00	73,801,560.00	73,784,479.00		3.808	28	
Local Agency Investment Funds											
SYS336	336	Local Agency Invstmt Fund			74,999,115.16	75,162,724.45	74,999,115.16	4.025	4.025	1	
Subtotal and Average			74,676,534.51		74,999,115.16	75,162,724.45	74,999,115.16		4.025	1	
Money Mkt Mutual Funds/Sweep											
SYS5113	5113	US Bancorp Sweep Account		07/01/2025	16,219,091.22	16,219,091.22	16,219,091.22	3.650	3.650	1	
SYS5310	5310	US Bancorp Sweep Custodial		07/01/2025	309,751.58	309,751.58	309,751.58	3.650	3.650	1	
Subtotal and Average			20,889,126.87		16,528,842.80	16,528,842.80	16,528,842.80		3.650	1	
Total and Average			313,100,864.81		364,527,957.96	363,831,177.25	363,647,706.37		3.828	323	
Money Mkt Mutual Funds/Cash											
SYS10033	10033	Revolving Fund		07/01/2025	20,000.00	20,000.00	20,000.00		0.000	1	
SYS5	5	US Bancorp		07/01/2025	1,428,562.13	1,428,562.13	1,428,562.13		0.000	1	
Average Balance			0.00	Accrued Interest at Purchase		8,111.11	8,111.11			1	
				Subtotal		1,456,673.24	1,456,673.24				
Total Cash and Investments			313,100,864.81		365,976,520.09	365,287,850.49	365,104,379.61		3.828	323	

Orange County Fire Authority
In Service of Others!



ORANGE COUNTY FIRE AUTHORITY
Aging Report
By Maturity Date
As of January 1, 2026

Orange County Fire Authority
 1 Fire Authority Road
 Irvine, CA 92602
 (714)573-6301

					Maturity Par Value	Percent of Portfolio	Current Book Value	Current Market Value
Aging Interval:	0 days	(01/01/2026 - 01/01/2026)	5 Maturities	0 Payments	92,976,520.09	25.50%	92,976,520.09	93,140,129.38
Aging Interval:	1 - 30 days	(01/02/2026 - 01/31/2026)	6 Maturities	0 Payments	63,000,000.00	17.24%	62,949,841.39	62,956,480.00
Aging Interval:	31 - 60 days	(02/01/2026 - 03/02/2026)	3 Maturities	0 Payments	26,000,000.00	7.09%	25,881,457.33	25,886,280.00
Aging Interval:	61 - 90 days	(03/03/2026 - 04/01/2026)	2 Maturities	0 Payments	16,000,000.00	4.35%	15,895,647.78	15,900,400.00
Aging Interval:	91 - 120 days	(04/02/2026 - 05/01/2026)	5 Maturities	0 Payments	58,000,000.00	15.72%	57,528,643.33	57,426,360.00
Aging Interval:	121 - 365 days	(05/02/2026 - 01/01/2027)	2 Maturities	0 Payments	11,000,000.00	2.98%	10,894,400.20	10,893,090.00
Aging Interval:	366 - 1095 days	(01/02/2027 - 12/31/2028)	15 Maturities	0 Payments	63,000,000.00	17.28%	62,960,189.63	63,108,460.00
Aging Interval:	1096 days and after	(01/01/2029)	9 Maturities	0 Payments	36,000,000.00	9.85%	36,009,568.75	35,968,540.00
Total for			47 Investments	0 Payments		100.00	365,096,268.50	365,279,739.38



NOTES TO PORTFOLIO MANAGEMENT REPORT

- Note 1: Market value of the LAIF investment is calculated using a fair value factor provided by LAIF. The U.S. Bank Corporate Trust and Custody Department provides market values of the remaining investments.
- Note 2: Book value reflects the cost or amortized cost before the GASB 31 accounting adjustment.
- Note 3: GASB 31 requires governmental entities to report investments at fair value in the financial statements and to reflect the corresponding unrealized gains/ (losses) as a component of investment income. The GASB 31 adjustment is recorded only at fiscal year-end. Fluctuations in the marketplace have little effect on our long-term investment yield because it is our policy to hold investments to maturity. However, adjusting to market values as required by GAAP resulted in a decrease in recorded interest earnings of \$248,200.41. The adjustment for June 30, 2025, includes an increase of \$89,691.30 to the LAIF investment and a decrease of \$337,891.71 to the remaining investments.
- Note 4: The Federated Treasury Obligations money market mutual fund functions as the Authority's sweep account. Funds are transferred to and from the sweep account to/from OCFA's checking account in order to maintain a target balance of \$1,000,000 in checking. Since this transfer occurs at the beginning of each banking day, the checking account sometimes reflects a negative balance at the close of the banking day. The negative closing balance is not considered an overdraft since funds are available in the money market mutual fund. The purpose of the sweep arrangement is to provide sufficient liquidity to cover outstanding checks yet allow that liquidity to be invested while payment of the outstanding checks is pending.
- Note 5: As of July 2025, Days to Maturity is being calculated without call dates. Prior calculations included call dates which could make the Days to Maturity seem lower than actual. This reporting change has no impact on investment strategy.



Local Agency Investment Fund (LAIF)

As of December 31, 2025, OCFA has \$74,999,115.16 invested in LAIF. The fair value of OCFA's LAIF investment is calculated using a participant fair value factor provided by LAIF on a quarterly basis. The fair value factor as of December 31, 2025 is 100.2181483. When applied to OCFA's LAIF investment, the fair value is \$75,162,724.45 or \$163,609.29 above cost. Although the fair value of the LAIF investment is higher than cost, OCFA can withdraw the actual amount invested at any time.

LAIF is included in the State Treasurer's Pooled Money Investment Account (PMIA) for investment purposes. The PMIA market valuation on December 31, 2025 is included on the following page.



State of California Pooled Money Investment Account Market Valuation 12/31/2025

Description	Carrying Cost Plus Accrued Interest Purch.	Amortized Cost	Fair Value	Accrued Interest
United States Treasury:				
Bills	\$ 48,970,617,951.23	\$ 49,338,506,593.25	\$ 49,356,440,050.00	NA
Notes	\$ 42,852,981,933.63	\$ 42,838,254,758.50	\$ 43,106,408,200.00	\$ 413,989,011.00
Federal Agency:				
SBA	\$ 272,728,568.94	\$ 272,659,522.31	\$ 269,920,982.04	\$ 1,029,710.08
MBS-REMICs	\$ 910,223.69	\$ 910,223.69	\$ 919,160.27	\$ 3,970.77
Debentures	\$ 4,721,257,842.07	\$ 4,721,039,439.29	\$ 4,740,550,040.00	\$ 44,662,554.90
Debentures FR	\$ -	\$ -	\$ -	\$ -
Debentures CL	\$ 2,850,000,000.00	\$ 2,850,000,000.00	\$ 2,862,628,300.00	\$ 25,636,928.00
Discount Notes	\$ 28,745,345,423.63	\$ 29,066,588,951.47	\$ 29,075,974,500.00	NA
Supranational Debentures	\$ 3,935,666,630.98	\$ 3,935,426,630.98	\$ 3,957,557,380.00	\$ 45,105,985.00
Supranational Debentures FR	\$ -	\$ -	\$ -	\$ -
CDs and YCDs FR	\$ -	\$ -	\$ -	\$ -
Bank Notes	\$ 200,000,000.00	\$ 200,000,000.00	\$ 200,027,928.43	\$ 3,284,861.11
CDs and YCDs	\$ 14,800,000,000.00	\$ 14,800,000,000.00	\$ 14,803,815,924.21	\$ 160,042,100.00
Commercial Paper	\$ 8,752,131,958.23	\$ 8,834,027,027.73	\$ 8,837,032,333.36	NA
Corporate:				
Bonds FR	\$ -	\$ -	\$ -	\$ -
Bonds	\$ 947,357,886.31	\$ 947,182,657.15	\$ 949,664,822.00	\$ 9,580,921.31
Repurchase Agreements	\$ -	\$ -	\$ -	\$ -
Reverse Repurchase	\$ -	\$ -	\$ -	\$ -
Time Deposits	\$ 5,282,000,000.00	\$ 5,282,000,000.00	\$ 5,282,000,000.00	NA
PMIA & GF Loans	\$ 262,742,740.00	\$ 262,742,740.00	\$ 262,742,740.00	NA
TOTAL	\$ 162,593,741,158.71	\$ 163,349,338,544.37	\$ 163,705,682,360.31	\$ 703,336,042.17

Fair Value Including Accrued Interest \$ 164,409,018,402.48

Repurchase Agreements, Time Deposits, PMIA & General Fund loans, and Reverse Repurchase agreements are carried at portfolio book value (carrying cost).

The value of each participating dollar equals the fair value divided by the amortized cost (1.002181483)
As an example: if an agency has an account balance of \$20,000,000.00, then the agency would report its participation in the LAIF valued at \$20,043,629.66 or \$20,000,000.00 x 1.002181483



Orange County Fire Authority

Preliminary Investment Report

January 16, 2026



ORANGE COUNTY FIRE AUTHORITY
Portfolio Management
Portfolio Summary
January 16, 2026

Orange County Fire Authority
 1 Fire Authority Road
 Irvine, CA 92602
 (714)573-6301

(See Note 1 on page 19)

(See Note 2 on page 19)

(See Note 5 on page 19)

Investments	Par Value	Market Value	Book Value	% of Portfolio	Term	Days to Maturity	YTM 360 Equiv.	YTM 365 Equiv.
Federal Agency Coupon Securities	98,000,000.00	97,821,910.00	97,979,378.94	29.29	1,293	945	3.652	3.703
Federal Agency Disc. -Amortizing	66,000,000.00	65,488,640.00	65,491,624.99	19.58	116	77	3.676	3.727
Treasury Coupon Securities	11,000,000.00	11,076,450.00	10,989,717.85	3.29	1,283	992	3.936	3.991
Treasury Discounts -Amortizing	30,000,000.00	29,877,360.00	29,864,495.88	8.93	108	44	3.805	3.858
Local Agency Investment Funds	75,000,000.00	75,163,611.22	75,000,000.00	22.42	1	1	3.970	4.025
Money Mkt Mutual Funds/Sweep	55,170,376.92	55,170,376.92	55,170,376.92	16.49	1	1	3.600	3.650
	335,170,376.92	334,598,348.14	334,495,594.58	100.00%	454	329	3.742	3.794

Investments

Cash and Accrued Interest

Passbook/Checking (not included in yield calculations)	452,555.65	452,555.65	452,555.65		1	1	0.000	0.000
Accrued Interest at Purchase		8,111.11	8,111.11					
Subtotal		460,666.76	460,666.76					
Total Cash and Investments	335,622,932.57	335,059,014.90	334,956,261.34		454	329	3.742	3.794

Total Earnings

January 16 Month Ending

Fiscal Year To Date

Current Year	560,291.66	6,187,259.52
Average Daily Balance	351,992,101.83	281,337,383.24
Effective Rate of Return	3.63%	4.01%

"I certify that this investment report accurately reflects all pooled investments and is in compliance with the investment policy adopted by the Board of Directors to be effective on January 1, 2026. A copy of this policy is available from the Clerk of the Authority. Sufficient investment liquidity and anticipated revenues are available to meet budgeted expenditure requirements for the next thirty days and the next six months."

1-27-2026

James Slobjan, Treasurer

Cash and Investments with GASB 31 Adjustment:

Book Value of Cash & Investments before GASB 31 (Above)	\$ 334,956,261.34
GASB 31 Adjustment to Books (See Note 3 on page 19)	\$ (248,200.41)
Total	\$ 334,708,060.93

ORANGE COUNTY FIRE AUTHORITY
Portfolio Management
Portfolio Details - Investments
January 16, 2026

(See Note 5 on page 19)

CUSIP	Investment #	Issuer	Average Balance	Purchase Date	(See Note 1 on page 19)		(See Note 2 on page 19)		YTM	Days to 365 Maturity	Maturity Date
					Par Value	Market Value	Book Value	Stated Rate			
Federal Agency Coupon Securities											
3133ERVU2	1145	Federal Farm Credit Bank	Non-Callable	10/02/2024	3,000,000.00	2,997,120.00	2,998,703.75	3.500	3.564	258	10/02/2026
3133ERN31	1169	Federal Farm Credit Bank	(Cont., 12/23/26)	12/23/2024	4,000,000.00	4,019,960.00	3,995,695.11	4.340	4.400	705	12/23/2027
3133ER2J9	1181	Federal Farm Credit Bank	(Cont., 2/3/27)	02/03/2025	3,000,000.00	3,003,690.00	3,000,000.00	4.350	4.350	747	02/03/2028
3133ETJG3	1206	Federal Farm Credit Bank	(Cont., 6/2/26)	06/02/2025	3,000,000.00	3,005,160.00	3,000,000.00	4.400	4.400	867	06/02/2028
3133ETXX0	1217	Federal Farm Credit Bank	(Cont., 3/18/26)	09/18/2025	5,000,000.00	4,984,150.00	5,000,000.00	4.170	4.170	1,521	03/18/2030
3133ETS81	1228	Federal Farm Credit Bank	Non-Callable	11/17/2025	8,000,000.00	7,984,000.00	7,984,980.08	3.500	3.608	662	11/10/2027
3133ET3X3	1239	Federal Farm Credit Bank	(Cont., 6/12/26)	12/12/2025	5,000,000.00	4,994,800.00	5,000,000.00	4.260	4.260	1,790	12/12/2030
3133ET4L8	1248	Federal Farm Credit Bank	(Cont., 12/22/27)	12/22/2025	3,000,000.00	2,988,810.00	3,000,000.00	3.620	3.620	1,070	12/22/2028
3134HBZS3	1209	Fed Home Loan Mtg Corp	(Annually, 7/21/26)	07/21/2025	2,000,000.00	2,006,840.00	2,000,000.00	4.200	4.200	916	07/21/2028
3134HB6K2	1235	Fed Home Loan Mtg Corp	(Monthly, 2/13/26)	11/14/2025	5,000,000.00	4,997,850.00	5,000,000.00	4.150	4.150	1,031	11/13/2028
3134HCKL2	1241	Fed Home Loan Mtg Corp	(Quarterly, 6/23/26)	12/23/2025	5,000,000.00	4,979,850.00	5,000,000.00	4.170	4.170	1,801	12/23/2030
3134HCGE3	1249	Fed Home Loan Mtg Corp	(1x, 12/11/26)	12/19/2025	3,000,000.00	2,993,640.00	3,000,000.00	4.000	3.999	1,789	12/11/2030
3136GAD22	1182	Fed Natl Mortg Assoc	(1x, 3/4/27)	03/12/2025	2,000,000.00	2,006,820.00	2,000,000.00	4.300	4.300	1,507	03/04/2030
3130AM6P2	1034	Fed Home Loan Bank	(Quarterly, 1/29/26)	04/29/2021	12,000,000.00	11,906,400.00	12,000,000.00	1.000	1.000	102	04/29/2026
3130B4GP0	1170	Fed Home Loan Bank	Non-Callable	01/13/2025	3,000,000.00	2,998,080.00	3,000,000.00	4.375	4.375	356	01/08/2027
3130B5LN6	1183	Fed Home Loan Bank	(Annually, 3/24/26)	03/24/2025	2,000,000.00	2,001,360.00	2,000,000.00	4.300	4.300	797	03/24/2028
3130B5X45	1190	Fed Home Loan Bank	(Cont., 4/24/26)	04/24/2025	3,000,000.00	3,001,890.00	3,000,000.00	4.450	4.450	1,193	04/24/2029
3130B64M5	1201	Fed Home Loan Bank	(1x, 1/30/26)	04/30/2025	7,000,000.00	7,000,840.00	7,000,000.00	4.100	4.100	468	04/30/2027
3130B7E59	1214	Fed Home Loan Bank	(Annually, 2/4/26)	08/07/2025	5,000,000.00	4,999,250.00	5,000,000.00	4.200	4.200	930	08/04/2028
3130B7ZM9	1225	Fed Home Loan Bank	(Quarterly, 7/7/26)	10/07/2025	5,000,000.00	4,998,850.00	5,000,000.00	3.750	3.750	628	10/07/2027
3130B8WD0	1240	Fed Home Loan Bank	(Cont., 12/17/27)	12/17/2025	5,000,000.00	4,977,750.00	5,000,000.00	3.850	3.850	1,430	12/17/2029
3130B8XM9	1242	Fed Home Loan Bank	(Monthly, 12/27/26)	12/30/2025	5,000,000.00	4,974,800.00	5,000,000.00	4.215	4.215	1,805	12/27/2030
Subtotal and Average			99,854,121.92		98,000,000.00	97,821,910.00	97,979,378.94		3.703	945	
Federal Agency Disc. -Amortizing											
313385VR4	1234	Fed Home Loan Bank		11/14/2025	12,000,000.00	11,892,360.00	11,888,700.00	3.710	3.875	90	04/17/2026
313385TX4	1238	Fed Home Loan Bank		11/28/2025	8,000,000.00	7,961,280.00	7,960,533.33	3.700	3.842	48	03/06/2026
313385WV4	1243	Fed Home Loan Bank		12/18/2025	8,000,000.00	7,906,240.00	7,908,222.22	3.500	3.650	118	05/15/2026
313397TG6	1244	Fed Home Loan Bank		12/18/2025	10,000,000.00	9,966,200.00	9,967,366.67	3.560	3.682	33	02/19/2026
313397VF5	1245	Fed Home Loan Bank		12/18/2025	14,000,000.00	13,888,140.00	13,890,177.77	3.530	3.668	80	04/07/2026
313397VR9	1246	Fed Home Loan Bank		12/18/2025	14,000,000.00	13,874,420.00	13,876,625.00	3.525	3.666	90	04/17/2026
Subtotal and Average			76,811,767.32		66,000,000.00	65,488,640.00	65,491,624.99		3.727	77	
Treasury Coupon Securities											
91282CMF5	1179	Treasury Note		01/30/2025	3,000,000.00	3,036,450.00	2,998,420.14	4.250	4.278	728	01/15/2028

ORANGE COUNTY FIRE AUTHORITY
Portfolio Management
Portfolio Details - Investments
January 16, 2026

CUSIP	Investment #	Issuer	Average Balance	Purchase Date	Par Value	Market Value	Book Value	Stated Rate	YTM 365	Days to Maturity	Maturity Date
Treasury Coupon Securities											
91282CJW2	1199	Treasury Note		04/23/2025	3,000,000.00	3,027,900.00	3,009,432.79	4.000	3.886	1,110	01/31/2029
91282CJR3	1200	Treasury Note		04/23/2025	5,000,000.00	5,012,100.00	4,981,864.92	3.750	3.882	1,079	12/31/2028
Subtotal and Average			10,989,639.25		11,000,000.00	11,076,450.00	10,989,717.85		3.991	992	
Treasury Discounts -Amortizing											
912797QD2	1227	US Treasury Bill		10/29/2025	6,000,000.00	5,948,880.00	5,946,451.66	3.610	3.775	89	04/16/2026
912797RL3	1230	US Treasury Bill		11/14/2025	8,000,000.00	7,987,360.00	7,984,048.44	3.778	3.918	19	02/05/2026
912797PM3	1231	US Treasury Bill		11/14/2025	8,000,000.00	7,976,160.00	7,972,588.00	3.738	3.881	33	02/19/2026
912797RV1	1237	US Treasury Bill		11/26/2025	8,000,000.00	7,964,960.00	7,961,407.78	3.695	3.837	47	03/05/2026
Subtotal and Average			48,083,888.21		30,000,000.00	29,877,360.00	29,864,495.88		3.858	44	
Local Agency Investment Funds											
SYS336	336	Local Agency Invstmt Fund			75,000,000.00	75,163,611.22	75,000,000.00	4.025	4.025	1	
Subtotal and Average			75,048,419.79		75,000,000.00	75,163,611.22	75,000,000.00		4.025	1	
Money Mkt Mutual Funds/Sweep											
SYS5113	5113	US Bancorp Sweep Account		07/01/2025	20,613,925.62	20,613,925.62	20,613,925.62	3.650	3.650	1	
SYS5310	5310	US Bancorp Sweep Custodial		07/01/2025	34,556,451.30	34,556,451.30	34,556,451.30	3.650	3.650	1	
Subtotal and Average			40,043,910.15		55,170,376.92	55,170,376.92	55,170,376.92		3.650	1	
Total and Average			351,992,101.84		335,170,376.92	334,598,348.14	334,495,594.58		3.794	329	
Money Mkt Mutual Funds/Cash											
SYS10033	10033	Revolving Fund		07/01/2025	20,000.00	20,000.00	20,000.00		0.000	1	
SYS5	5	US Bancorp		07/01/2025	432,555.65	432,555.65	432,555.65		0.000	1	
Average Balance			0.00	Accrued Interest at Purchase		8,111.11	8,111.11			1	
				Subtotal		460,666.76	460,666.76				
Total Cash and Investments			351,992,101.83		335,622,932.57	335,059,014.90	334,956,261.34		3.794	329	

(This Page Intentionally Left Blank)



ORANGE COUNTY FIRE AUTHORITY
Aging Report
By Maturity Date
As of January 17, 2026

Orange County Fire Authority
 1 Fire Authority Road
 Irvine, CA 92602
 (714)573-6301

					Maturity Par Value	Percent of Portfolio	Current Book Value	Current Market Value
Aging Interval:	0 days	(01/17/2026 - 01/17/2026)	5 Maturities	0 Payments	130,622,932.57	39.03%	130,622,932.57	130,786,543.79
Aging Interval:	1 - 30 days	(01/18/2026 - 02/16/2026)	1 Maturities	0 Payments	8,000,000.00	2.38%	7,984,048.44	7,987,360.00
Aging Interval:	31 - 60 days	(02/17/2026 - 03/18/2026)	4 Maturities	0 Payments	34,000,000.00	10.11%	33,861,895.78	33,868,600.00
Aging Interval:	61 - 90 days	(03/19/2026 - 04/17/2026)	4 Maturities	0 Payments	46,000,000.00	13.61%	45,601,954.43	45,603,800.00
Aging Interval:	91 - 120 days	(04/18/2026 - 05/17/2026)	2 Maturities	0 Payments	20,000,000.00	5.91%	19,908,222.22	19,812,640.00
Aging Interval:	121 - 365 days	(05/18/2026 - 01/17/2027)	2 Maturities	0 Payments	6,000,000.00	1.79%	5,998,703.75	5,995,200.00
Aging Interval:	366 - 1095 days	(01/18/2027 - 01/16/2029)	13 Maturities	0 Payments	55,000,000.00	16.43%	54,960,960.25	55,055,160.00
Aging Interval:	1096 days and after	(01/17/2029)	9 Maturities	0 Payments	36,000,000.00	10.73%	36,009,432.79	35,941,600.00
Total for			40 Investments	0 Payments		100.00	334,948,150.23	335,050,903.79



NOTES TO PORTFOLIO MANAGEMENT REPORT

- Note 1: Market value of the LAIF investment is calculated using a fair value factor provided by LAIF. The U.S. Bank Corporate Trust and Custody Department provides market values of the remaining investments.
- Note 2: Book value reflects the cost or amortized cost before the GASB 31 accounting adjustment.
- Note 3: GASB 31 requires governmental entities to report investments at fair value in the financial statements and to reflect the corresponding unrealized gains/ (losses) as a component of investment income. The GASB 31 adjustment is recorded only at fiscal year-end. The adjustment for June 30, 2025 includes an increase of \$89,691.30 to the LAIF investment and a decrease of \$337,891.71, to the remaining investments.
- Note 4: The Federated Treasury Obligations money market mutual fund functions as the Authority's sweep account. Funds are transferred to and from the sweep account to/from OCFA's checking account in order to maintain a target balance of \$1,000,000 in checking. Since this transfer occurs at the beginning of each banking day, the checking account sometimes reflects a negative balance at the close of the banking day. The negative closing balance is not considered an overdraft since funds are available in the money market mutual fund. The purpose of the sweep arrangement is to provide sufficient liquidity to cover outstanding checks yet allow that liquidity to be invested while payment of the outstanding checks is pending.
- Note 5: As of July 2025, Days to Maturity is being calculated without call dates. Prior calculations included call dates which could make the Days to Maturity seem lower than actual. This reporting change has no impact on investment strategy.

GLOSSARY

INVESTMENT TERMS

Basis Point. Measure used in quoting yields on bonds and notes. One basis point is .01% of yield.

Book Value. This value may be the original cost of acquisition of the security, or original cost adjusted by the amortization of a premium or accretion of a discount. The book value may differ significantly from the security's current value in the market.

Commercial Paper. Unsecured short-term promissory notes issued by corporations, with maturities ranging from 2 to 270 days; may be sold on a discount basis or may bear interest.

Coupon Rate. Interest rate, expressed as a percentage of par or face value, that issuer promises to pay over lifetime of debt security.

Days to Maturity. The remaining time until a bond reaches its maturity date and repays the principal investment.

Discount. The amount by which a bond sells under its par (face) value.

Discount Securities. Securities that do not pay periodic interest. Investors earn the difference between the discount issue price and the full face value paid at maturity. Treasury bills, bankers' acceptances and most commercial paper are issued at a discount.

Effective Rate of Return. Rate of return on a security, based on its purchase price, coupon rate, maturity date, and the period between interest payments.

Federal Agency Securities. Securities issued by agencies such as the Federal National Mortgage Association and the Federal Farm Credit Bank. Though not general obligations of the US Treasury, such securities are sponsored by the government and therefore have high credit ratings. Some are issued on a discount basis and some are issued with coupons.

Federal Funds. Funds placed in Federal Reserve banks by depository institutions in excess of current reserve requirements. These depository institutions may lend fed funds to each other overnight or on a longer basis. They may also transfer funds among each other on a same-day basis through the Federal Reserve banking system. Fed Funds are considered to be immediately available funds.

Fed Funds Rate. The interest rate charged by one institution lending federal funds to another.

Federal Open Market Committee. The branch of the Federal Reserve Board that determines the direction of monetary policy.

Local Agency Investment Fund (LAIF). A California State Treasury fund which local agencies may use to deposit funds for investment and for reinvestment with a maximum of \$75 million for

any agency (*excluding bond funds, which have no maximum*). It offers high liquidity because deposits can be converted to cash in 24 hours and no interest is lost. Interest is paid quarterly and the State's administrative fee cannot to exceed 1/4 of a percent of the earnings.

Market value. The price at which the security is trading and could presumably be purchased or sold.

Maturity Date. The specified day on which the issuer of a debt security is obligated to repay the principal amount or face value of security.

Money Market Mutual Fund. Mutual funds that invest solely in money market instruments (short-term debt instruments, such as Treasury bills, commercial paper, bankers' acceptances, repurchase agreements and federal funds).

Par. Face value or principal value of a bond typically \$1,000 per bond.

Rate of Return. The amount of income received from an investment, expressed as a percentage. *A market rate of return* is the yield that an investor can expect to receive in the current interest-rate environment utilizing a buy-and-hold to maturity investment strategy.

Treasury Bills. Short-term U.S. government non-interest bearing debt securities with maturities of no longer than one year. The yields on these bills are monitored closely in the money markets for signs of interest rate trends.

Treasury Notes. Intermediate U.S. government debt securities with maturities of one to 10 years.

Treasury bonds. Long-term U.S. government debt securities with maturities of 10 years or longer.

Yield. Rate of return on a bond.

Yield-to-maturity. Rate of return on a bond taking into account the total annual interest payments, the purchase price, the redemption value and the amount of time remaining until maturity.

ECONOMIC TERMS

Conference Board Consumer Confidence Index. A survey that measures how optimistic or pessimistic consumers are with respect to the economy in the near future.

Consumer Price Index (CPI). A measure that examines the weighted average of prices of a basket of consumer goods and services, such as transportation, food and medical care. Changes in CPI are used to assess price changes associated with the cost of living.

Durable Goods Orders. An economic indicator released monthly that reflects new orders placed with domestic manufacturers for delivery of factory durable goods such as autos and appliances in the near term or future.

Gross Domestic Product. The monetary value of all the finished goods and services produced within a country's borders in a specific time period. It includes all of private and public consumption, government outlays, investments and exports less imports that occur within a defined territory.

Industrial Production. An economic indicator that is released monthly by the Federal Reserve Board. The indicator measures the amount of output from the manufacturing, mining, electric and gas industries.

ISM Institute for Supply Management (ISM) Manufacturing Index. A monthly index that monitors employment, production inventories, new orders and supplier deliveries.

ISM Non-manufacturing Index. An index based on surveys of non-manufacturing firms' purchasing and supply executives. It tracks economic data for the service sector.

Leading Economic Index. A monthly index used to predict the direction of the economy's movements in the months to come. The index is made up of 10 economic components, whose changes tend to precede changes in the overall economy.

National Federation of Independent Business Small Business Optimism Index. An index based on surveys of small business owners' plans and expectations regarding employment, capital, inventories, economic improvement, credit conditions, expansion, and earnings trends in the near term or future.

Producer Price Index. An index that measures the average change over time in the selling prices received by domestic producers for their output.

University of Michigan Consumer Sentiment Index. An index that measures the overall health of the economy as determined by consumer opinion. It takes into account an individual's feelings toward his or her own current financial health, the health of the economy in the short term and the prospects for longer term economic growth.



Orange County Fire Authority
AGENDA STAFF REPORT

Executive Committee Meeting
February 26, 2026

Agenda Item No. 2E
Consent Calendar

US&R Civilian Classification Salary Update

Contact(s) for Further Information

Stephanie Holloman, Assistant Chief stephanieholloman@ocfa.org 714.573.6353
Human Resources Department

Nicole Chung, Human Resources Manager nicolechung@ocfa.org 714.573.6806
Human Resources Department

Summary

This agenda item is submitted for approval to revise the salary ranges for One (1) classification specification for the Federal Emergency Management (FEMA) Urban Search & Rescue (US&R) California Task Force 5 (CA-TF5) to reflect a new maximum rate of pay in alignment with the Deputy Fire Chief salary rate.

Prior Board/Committee Action

On February 3, 2026, the Human Resources Committee reviewed the proposed agenda item and directed staff to place the item on the Executive Committee agenda by a vote of 4-0 (Directors Brietigam and Patel absent).

RECOMMENDED ACTION(S)

Approve the salary range for the Incident Support Team (IST) Affiliate reflecting a maximum rate of pay in alignment with the Deputy Fire Chief salary rate.

Impact to Cities/County

Not applicable.

Fiscal Impact

There is no fiscal impact to the Orange County Fire Authority (OCFA) for this proposed revision to the salary range, as FEMA awards the OCFA grant funding for CA-TF5 related expenses.

Increased Cost Funded by Structural Fire Fund: \$0
Increase Cost Funded by Cash Contract Cities: \$0

Background

In 2023, the OCFA established civilian classifications for FEMA US&R CA-TF5 to ensure proper job duty alignment of task force personnel performing specialized civilian functions. Of the four classifications created in 2023, the Incident Support Team Affiliate Team Member covers a broad spectrum of task force roles, including aviation branch director and communications lead, reflecting the diverse and highly specialized nature of FEMA assignments. The OCFA has historically rehired only employees with unique, role-specific skills to the IST classification, in accordance with FEMA requirements and position descriptions. If rehired as an IST Affiliate Member, incumbents have historically been placed at the rate of pay in effect at separation or

retirement from the OCFA. This approach has ensured that only qualified personnel are returned to the IST Affiliate Member roles with the CA-TF5 team. This approach has proven successful in meeting both operational effectiveness and compliance with national US&R standards.

Discussion

The IST Affiliate Member is a stand-alone classification meeting the needs of the US&R CA-TF5 program in performing specialized duties when participating in FEMA mandated training and on deployments to national and regional disasters, and search and rescue missions. Sustaining adequate staffing in this classification is essential for successful deployments and the ability of CA-TF5 to guarantee highly technical, critical roles are met.

Since the establishment of the IST Affiliate Member classification, it has not been necessary to adjust the maximum rate of pay. However, recent increases to the salary ranges for Deputy Fire Chief and Assistant Chief classifications now warrant a corresponding adjustment. To ensure the OCFA can rehire qualified personnel and meet the operational requirements of FEMA US&R CA-TF5, an increase to the IST Affiliate Member maximum rate of pay is needed.

Classification	Current Rate of Pay	Proposed Rate of Pay
Incident Support Team (IST) Affiliate	\$ 146.29	\$ 177.85

Attachment(s)

1. Proposed Salary & Benefits (S&EB) Costing for IST Affiliate Member

**ORANGE COUNTY FIRE AUTHORITY
 USAR Positions - Extra Help
 FY 2025/26**

Position title		Incident Support Team Affiliate Member
Base: Hourly Rate [1]		\$ 177.85
Annual Hours [2]		1,040
<hr/>		
<u>SALARY:</u>		
Regular Salary		\$ 184,964
	Total Salary	\$ 184,964
<hr/>		
<u>BENEFITS:</u>		
Medicare	1.45%	2,682
	Total Benefits	\$ 2,682
<hr/>		
Total Salary and Benefits		\$ 187,646
	# of Positions:	1
Total Annual Cost		\$ 187,646
Total Hourly Cost		\$ 180.43

Footnotes:

[1] Extra Help rates as provided by HR

[2] Based on 8 hours per day for 6 months per position (max allowed)

Workers Compensation is not reimbursable under FEMA, and was excluded from the S&EB calculation